



FLORIDA

WOMEN'S BASKETBALL



15 NCAA TOURNAMENT APPEARANCES | 11 WBCA ALL-AMERICANS | 12 WNBA PLAYERS

2019-20 SCHEDULE & RESULTS

OVERALL RECORD: 10-5 (HOME: 7-2 | AWAY: 2-2 | NEUTRAL: 1-1)
SEC: 1-1 (HOME: 1-0 | AWAY: 0-1)

Table with columns: Date, Opponent, TV/Video, Time/Result. Rows include October (Valdosta St.), November (Grambling State, Longwood, Samford, Presbyterian, Indiana, Florida State), December (Florida A&M), January (Mississippi St., Vanderbilt, Kentucky, Tennessee, Texas A&M, Arkansas, LSU), February (Georgia, Ole Miss, Missouri, Alabama, Arkansas, South Carolina), and March (Georgia, SEC Tournament).

GAME 16

Auburn Arena (9,121)
Auburn, Ala.
Thursday, Jan. 9 | 7 p.m. ET
vs. Auburn (6-7, 0-2)



ALL-TIME SERIES: 21-37
Last Meeting: 1/6/19 (L, 64-56 Home)
Home: 11-12 | Away: 6-17 | Neutral: 4-8

BROADCAST INFO

TV: SECNetwork+
TV TALENT: Brad Law & Joe Ciampi
RADIO: ESPN 98.1FM/850AM WRUF
RADIO TALENT: Kyle Crooks & Brittany Davis
LIVE STATS: AuburnTigers.com



THE JUMP

After picking up a 68-60 victory over Vandy in its SEC home opener this past Sunday, Florida returns to league play with a road test at Auburn on Thursday.

UF WINS SEC HOME OPENER FOR FIRST TIME SINCE 2014

UF snapped a streak of five-straight losses in conference openers with its win over Vanderbilt.

BRIGGS OFF TO HISTORIC START

Lavender Briggs' 14.3 points per game average is the highest by a UF rookie through their first 14 career games since the 1991-92 season when Merlakia Jones averaged 15.7. Jones went on to score 2,001 career points, the most in program history.

1991-92: Merlakia Jones, 15.7
2019-20: Lavender Briggs, 14.3

Briggs has scored 10 or more points in 13 of her first 14 games to start her career, becoming the first Gator to accomplish this feat through records dating back to the 1986-87 season. The Utah native has scored 10 or more points in 13 straight games, the longest streak by any UF player since 2005. (Brittany Davis, current Gator radio analyst).

STAT CAST

Stat cast table with columns UF, AU and rows for Scoring Offense, Scoring Defense, Scoring Margin, FG%, FG% Defense, 3FG%, 3FG% Defense, 3FG Made/Game, FT%, Rebounds, Off Rebounds, Rebound Margin, Assists, Turnovers, Assist/To Ratio, Steals, Blocks.

FLORIDA FRESHMEN MAKING SUBSTANTIAL CONTRIBUTIONS

Florida ranks second in the conference in games played by freshmen (55) and games started (20).

RETURNERS RAMPING UP PRODUCTION

Florida's freshmen have been great, but its returners have as well; in particular upperclassmen Zada Williams and Kiki Smith. Both Gators have increased their production significantly.

Player stats table for Smith and Williams showing PPG, RPG, and APG for 18-19 and 19-20 seasons.

GATORS SURPASS LAST SEASON'S WIN

Florida is off to a 10-5 start and already has more wins than last season (8-23).

WITH A WIN

With a victory Thursday, Florida would open SEC play 2-1 for the first time since the 2015-16 season.

GETTING IT DONE ON DEFENSE

The Gators have held 10 of their opponents below their scoring average. On five occasions they have held their opponent to less than 30 percent shooting after only doing so twice last year.

FLORIDA LOOKS TO REVERSE TREND VS. TIGERS

Florida has dropped three-straight vs. Auburn and hasn't picked up a win on the Tigers' home floor since Jan. 4, 2015.

NOW BOARDING

UF has outrebounded its opponent in 10 games and is 9-1 when doing so.

NUMBERS OF NOTE

- 4 Freshman Lavender Briggs already has 4 double-doubles, the team high last year was 5.
- 4 UF held Prairie View A&M to just 4 points in the fourth quarter, its fewest points allowed in a quarter since it conceded two to Florida A&M on Dec. 9, 2018.
- 19 Zada Williams hauled in 19 boards vs. FAMU, the most by a Gator in 17 years.
- 484 In head coach Cam Newbauer's first two seasons, UF drained 484 three-pointers, the most in a two-year span in program history.

COACHES CORNER

Cam Newbauer
30-47 // 3rd season at Florida
108-97 // 7th season overall
IUPUI Fort Wayne, 2001
Terri Williams-Flournoy
130-108 // 8th season at Auburn
273-212 // 16th season overall
Penn State, 1991
STREAKS
Florida: W2
Auburn: L2

LAST GAME'S STARTERS vs. VANDERBILT (1/5/20)



Player profile cards for #1 Kiki Smith, #15 Nina Rickards, #3 Lavender Briggs, #14 Kristina Moore, and #12 Zada Williams, including stats like PPG, RPG, and APG.

FLORIDA GATORS ROSTER

Roster table with columns: No., Name, Pos., Ht., Yr., Hometown, Last School. Lists 32 players including Kiki Smith, Lavender Briggs, Danielle Rainey, Emanuella de Oliveira, Zada Williams, Kristina Moore, Nina Rickards, Brylee Bartram, Faith Dut, Emer Nichols, Ariel Johnson, and Paige Robinson.

SOCIAL MEDIA CENTER

Women's Basketball Twitter: @GatorsWBK
Women's Basketball Instagram: @GatorsWBK
Women's Basketball Facebook: @GatorsWBK



FLORIDAGATORS.COM

Contact: Sam Stolte | sams@gators.ufl.edu | 352-318-6876





CAREER HIGH		SEASON HIGH	
Pts	21 Mercer 12/17/19	21	Mercer 12/17/19
Rbs	11 Alabama 2/7/19	10	Mercer 12/17/19
Ast	8 at Vandy 3/3/19	6 (2x)	Florida A&M 12/1/19
Stl	4 (3x) Davidson 12/29/19	4 (2x)	Davidson 12/29/19
Min	41 Northwestern 1/18/18	40	Vanderbilt 1/5/20

#1 KIARA "KIKI" SMITH - R-JR - GUARD - 5'10

- Scored 10 or more points in 12 of UF's 15 games; 11 double-figure scoring games all of last year
- Scoring up from 7.1 ppg in 2018-19 to 13.7 ppg in 2019-20 (93% increase)
- Added a career-best 21 points and 10 rebounds vs. Mercer (second career double-double)
- One of the biggest personalities on the squad and a team leader
- Willing passer but can also slash and finish around the rim



CAREER HIGH		SEASON HIGH	
Pts	23 Wake Forest 12/21/19	Same	
Rbs	11 Mercer 12/17/19	Same	
Ast	8 at Grambling St. 11/5/19	Same	
Stl	3 Kansas 12/8/19	Same	
Min	40 Vanderbilt 1/5/20	Same	

#3 LAVENDER BRIGGS - 6'1 - FR - GUARD - 6'1

- Scored 10 or more points in 13-straight games; longest streak by UF player since 2005
- Team-high four double-doubles; 1/3 SEC freshmen with at least four (Boston, USC/Love, VU)
- Leads all SEC freshmen in scoring (14.3); leads SEC in minutes played (35.6)
- Loves wolves and playing Fortnite; 5-star recruit (ESPN); Played in Jordan Brand Classic
- Talented wing player with strong mid-range game and ability to score around the rim



CAREER HIGH		SEASON HIGH	
Pts	20 at Kentucky 2/3/19	--	
Rbs	11 Arkansas 1/27/19	--	
Ast	3 (2x) Arkansas 1/27/19	--	
Stl	2 (3x) vs. Ole Miss 3/6/19	--	
Min	35 Alabama 2/7/19	--	

#10 DANIELLE RAINEY - R-JR - GUARD - 5'10

- Suffered ACL injury during preseason scrimmage in October; expected to miss season
- After joining the Gators at semester, Rainey emerged as one of the go-to scorers in 2018-19
- Transferred from TCU where she spent her freshman and half of her sophomore campaign
- Collected basketball and baseball cards; Has to have a Hershey bar before each game
- Gifted scorer who can heat up quickly



CAREER HIGH		SEASON HIGH	
Pts	11 at Georgia 2/10/19	6	Vanderbilt 1/5/20
Rbs	6 vs. Ole Miss 3/6/19	4	Vanderbilt 1/5/20
Ast	3 Auburn 1/6/2019	--	
Stl	4 Florida A&M 12/9/19	--	
Min	24 at LSU 2/21/19	20	at Mississippi St. 1/2/20

#11 EMANUELY de OLIVEIRA - SO - FORWARD - 5'10

- Season-best six points against Vanderbilt; Played 10+ minutes in back-to-back games
- Made season debut at Prairie View A&M; appeared in five games so far
- Knee injury caused her to miss Florida's first seven contests
- Talented musician; plays both guitar and piano and father is a conductor
- Hybrid forward/guard with range from beyond the arc



CAREER HIGH		SEASON HIGH	
Pts	25 vs. Xavier (12/20/19)	25	vs. Xavier (12/20/19)
Rbs	19 Florida A&M 12/1/19	19	Florida A&M 12/1/19
Ast	3 (2x) Texas Tech 12/2/18	2 (2x)	Indiana 11/22/19
Stl	3 (3x) Texas A&M 2/25/19	2 (2x)	Vanderbilt 1/5/20
Min	34 Wake Forest 12/21/19	34	Wake Forest 12/21/19

#12 ZADA WILLIAMS - R-SR - FORWARD - 6'2


- Ultra-efficient scorer; .617 FG% leads the team; 10 or more points in 10 of first 15 games
- Career-high 25 points vs. Xavier; tied career best with 11 field goals
- Her 19 rebounds vs. FAMU were the most by a Gator 2002 (Hayden vs. Arkansas 12/21/02)
- Received her bachelor's degree in African American studies (Summer 2019)
- Veteran post player who has great poise coupled with ability to score efficiently



CAREER HIGH		SEASON HIGH	
Pts	12 Utah 12/20/18	11	Samford 11/16/19
Rbs	8 Longwood 11/10/19	8	Longwood 11/10/19
Ast	3 (2x) Samford 11/16/19	3	Samford 11/16/19
Stl	4 at Grambling St. 11/5/19	4	at Grambling St. 11/5/19
Min	39 Northwestern 1/18/18	36	Wake Forest 12/21/19

#14 KRISTINA MOORE - SO - GUARD - 6'1


- Tallied 10 points on 4-of-7 shooting vs. Wake Forest
- Started UF's first 15 games; providing solid minutes with 7.2 ppg/4.5 rpg
- Was a fixture in the lineup in 2018-19, starting the first 20 games before season-ending injury
- Eccentric personality; two-sport athlete (also throws discus for the track & field team at UF)
- Versatile athlete who can shoot from distance but also battle in the paint



CAREER HIGH		SEASON HIGH	
Pts	10 at Grambling St. 11/5/19	Same	
Rbs	12 Longwood 11/10/19	Same	
Ast	5 (2x) vs. Xavier (12/20/19)	Same	
Stl	5 at Kansas 12/8/19	Same	
Min	31 Indiana 11/22/19	Same	

#15 NINA RICKARDS - FR - GUARD - 5'10


- Started last six games (6.0 ppg/5.3 ppg coming off bench, only 2.0 ppg/3.3 rpb when starting)
- Career-high five steals at Kansas
- Standout at Christ the King High School (same high school as former Gator Great Irving Walker)
- Wears No. 15 to honor her late high school assistant coach Clare Drosch
- Strong guard with crafty array of moves



CAREER HIGH		SEASON HIGH	
Pts	11 Longwood 11/10/19	Same	
Rbs	4 Samford 11/16/19	Same	
Ast	3 Samford 11/16/19	Same	
Stl	4 Samford 11/16/19	Same	
Min	21 Samford 11/16/19	Same	

#22 BRYLEE BARTRAM - FR - GUARD - 5'8


- Multiple made three's in six games; 60 of 66 field goal attempts have been three-pointers
- Provided a major spark off the bench in UF's win over Longwood, totaling 11 points
- Departed Seffner Christian as the school's all-time leading scorer (2,544)
- Set the national high school record (boys and girls) with 533 career three-pointers
- Lights out shooter who has serious range



CAREER HIGH		SEASON HIGH	
Pts	5 Mercer 12/17/19	Same	
Rbs	3 at Mississippi St. 1/2/20	Same	
Ast	1 (2x) Mercer 12/17/19	Same	
Stl	2 (2x) Indiana 11/22/19	Same	
Min	11 Indiana 11/22/19	Same	

#25 FAITH DUT - FR - FORWARD - 6'4


- Scored career-high five points in Florida's win over Mercer
- Appeared in 12 games, logging 10 or more minutes in three contests
- Played with the Canadian national team in 2018 and 2019
- Didn't start playing basketball until she was 14
- Very athletic post player with strong touch around the rim



CAREER HIGH		SEASON HIGH	
Pts	6 at Grambling St. 11/5/19	6	at Grambling St. 11/5/19
Rbs	5 at Grambling St. 11/5/19	5	at Grambling St. 11/5/19
Ast	--	--	
Stl	1 Vanderbilt 1/28/18**	--	
Min	16 (2x) Indiana 11/22/19	16 (2x)	Indiana 11/22/19

#30 EMER NICHOLS - R-SO - FORWARD - 6'4


- Scored six points and added five rebounds in UF's win at Grambling St.
- Sat out the entire 2018-19 campaign after transferring in from Texas A&M
- Played 12 games at Texas A&M as a freshman in 2017-18 before transferring
- Has a great personality and loves country music
- Back to the basket center with great size and strength



CAREER HIGH		SEASON HIGH	
Pts	16 Davidson 12/29/19	16	Davidson 12/29/19
Rbs	9 Bethune Cookman 12/5/18	8	Vanderbilt 1/5/20
Ast	7 at UNLV 12/21/18	4	Presbyterian 11/18/19
Stl	4 Indiana 11/22/19	4	Indiana 11/22/19
Min	37 FSU 11/26/19	37	FSU 11/26/19

#32 ARIEL JOHNSON - SO - GUARD - 5'10

- Appeared off bench in last six games; 11.1 ppg/.392 FG% at home & 2.0 ppg/.136 FG% on road
- Broke through for a career-best 16 points vs. Davidson; netting three 3-pointers
- Her 38 three's last season were the sixth-most by a freshman in program history
- Top 3 items on her bucket list are: shark cage diving, traveling to New Zealand and surfing
- Lead guard with great quickness and a confident jump shooter



CAREER HIGH		SEASON HIGH	
Pts	8 Texas Tech 12/2/18	4 (2x)	Florida A&M 12/1/19
Rbs	10 Northeastern 11/28/18	8	Mercer 12/17/19
Ast	2 Northeastern 11/28/18	--	--
Stl	3 Miss. St. 1/24/19	2	at Mississippi St. 1/2/20
Min	25 Northeastern 11/28/18	16	at Mississippi St. 1/2/20

#44 PAIGE ROBINSON - SR - FORWARD - 6'4

- One of six UF players to appear in all 15 games
- Blocked two shots vs. Vanderbilt
- Hauled in season-high eight boards vs. Mercer
- Loves monkeys and even had one as a pet for a short period of time
- Can run the floor very well and has length to alter shots



Jordan Brand added another established collegiate program to its roster, welcoming the University of Florida to the family in Dec. of 2017. The partnership includes the football team and the men's and women's basketball teams. The Gators' uniforms began to feature the Jumpman logo at the start of the 2018-19 season. Florida is the brand's first college program in the Southeastern Conference. Jordan Brand has a presence in five Division I conferences — the SEC, Big 10, Big 12, ACC and the Big East.

Florida vs. Auburn

58-Game Series: UF trails 21-37
(UF Home: 11-12; Away: 6-17; Neutral: 4-8; Streak: Auburn W3)

Date	UF Rank	Opp Rank	Opponent	Result	UF	Opp	Diff	Site
1977-78	--	--	AUBURN	W	80	61	+19	H
1977-78	--	--	Auburn	L	63	78	-15	A
1977-78	--	--	Auburn	W	69	66	+3	N
Nov. 20, 1978	--	--	Auburn	W	80	63	+17	A
Dec. 16, 1978	--	--	Auburn	L	50	56	-6	N
Jan. 6, 1979	--	--	Auburn	W	68	61	+7	N
Feb. 3, 1979	--	--	AUBURN	L	80	86	-6	H
Jan. 30, 1980	--	--	Auburn	L	58	86	-28	A
Feb. 2, 1980	--	--	AUBURN	L	67	81	-14	H
Jan. 7, 1981	--	--	Auburn	L	55	76	-21	A
Jan. 24, 1981	--	--	AUBURN	L	66	88	-22	H
Mar. 1, 1984	--	18	Auburn	L	65	75	-10	N
Feb. 22, 1985	--	9	Auburn	L	64	84	-20	A
Feb. 5, 1986	--	11	Auburn	L	48	73	-25	A
Jan. 31, 1987	--	2	AUBURN	L	44	99	-55	H
Feb. 6, 1988	--	3	Auburn	L	42	75	-33	A
Jan. 28, 1989	--	1	AUBURN	L	58	87	-29	H
Mar. 2, 1989	--	1	Auburn	L	61	72	-11	N
Jan. 13, 1990	--	15	Auburn	L	66	73	-7	A
Jan. 23, 1991	--	7	AUBURN	L	59	93	-34	H
Feb. 15, 1992	--	--	Auburn	L	49	94	-45	A
Mar. 6, 1992	--	--	Auburn	L	58	70	-12	N
Feb. 14, 1993	--	6	AUBURN	L	64	79	-15	H
Feb. 26, 1994	22	--	Auburn	L	76	80	-4	A
Mar. 4, 1994	22	25	Auburn+	W	72	67	+5	N
Feb. 26, 1995	17	--	AUBURN	W-OT	62	54	+8	H
Jan. 7, 1996	21	25	Auburn	L	53	69	-16	A
Jan. 4, 1997	24	12	AUBURN	W	71	58	+13	H
Mar. 3, 1997	6	19	Auburn	L	47	52	-5	N
Jan. 14, 1998	12	21/24	Auburn	W	65	61	+4	A
Jan. 14, 1999	21	25	AUBURN	L	71	76	-5	H
Jan. 20, 2000	--	10	Auburn	L	69	92	-23	A
Jan. 18, 2001	10	--	AUBURN	W	72	59	+13	H
Jan. 6, 2002	15	17/21	Auburn	W	70	61	+9	A
Feb. 28, 2002	22	--	Auburn	L	57	70	-13	N
Feb. 13, 2003	--	--	AUBURN	L	51	62	-11	H
Feb. 29, 2004	--	18/20	Auburn	W	71	60	+11	A
Jan. 9, 2005	--	--	AUBURN	W	67	60	7	H
Feb. 2, 2006	--	--	AUBURN	W	72	61	+11	H
Feb. 19, 2006	--	--	Auburn	L	58	73	-15	A
Jan. 18, 2007	--	--	AUBURN	L	69	74	-5	H
Feb. 22, 2007	--	--	Auburn	L	62	78	-16	A
Feb. 7, 2008	--	--/--	AUBURN	W	73	67	+6	H
Jan. 11, 2009	19/19	8/9	Auburn	L	65	81	-16	A
Jan. 7, 2010	--/--	--/--	AUBURN	W-2OT	71	68	+3	H
Mar. 4, 2010	--/--	--/--	Auburn	L	61	74	-13	N
Jan. 6, 2011	--/--	--/--	Auburn	L	56	73	-17	A
Feb. 9, 2012	--/--	--/--	AUBURN	W	70	56	+14	H
Mar. 1, 2012	--/--	--/--	Auburn	W	70	60	+10	N
Feb. 10, 2013	--/--	--/--	Auburn	W	65	57	+8	A
Jan. 26, 2014	--	--	AUBURN	W	87	69	+18	H
Jan. 4, 2015	--/--	--/--	Auburn	W	63	50	+13	A
Mar. 4, 2015	--/--	--/--	Auburn	L	49	71	-22	N
Feb. 14, 2016	16/19	--/--	Auburn	L	58	80	-22	A
Mar. 28, 2016	rv/rv	--/--	AUBURN	W	56	49	+7	H
Jan. 1, 2017	--	--	AUBURN	L	75	82	-7	H
Dec. 31, 2017	--/--	--/--	Auburn	L	55	84	-29	A
Jan. 6, 2019	--	rv/rv	AUBURN	L	56	64	-8	H



Auburn (6-7) has opened its league slate 0-2 with setbacks at Vanderbilt and home to No. 20 Arkansas. The Tigers, picked to finish seventh in the SEC Preseason Media Poll, are 4-2 at home this season. Auburn leads the SEC in steals at 10.7 per game but also allows the most points per game at 73.6. The Tigers returned three starters and eight letterwinners from last season's team which posted a 22-10 record and qualified for the program's third NCAA Tournament in the past four seasons. Upperclassmen Unique Thompson and Daisa Alexander, both Preseason All-SEC Second Team selections, pace the Tigers offensively. Thompson has been outstanding for AU to open the season, averaging 17.5 points per game and a 12.1 rebounds per game. Thompson leads the conference in rebounds and ranks top five in all Division I. Thompson has 12 double-doubles this season to lead the conference while Alexander (13.9) and Brooke Moore (12.3) also average double figures. The Tigers are under the direction of eighth-year head coach Terri Williams-Flournoy who has amassed 130 wins during her tenure with the Tigers. The Penn State graduate has guided Auburn to postseason appearances in nine of the last 11 seasons including six NCAA Tournaments. Thursday's contest marks the second of three-straight home games for the Tigers, their longest homestand of the season.

GATORS INK 2 ON NSD

Cam Newbauer announced the signing of Jordyn Merritt (Plano, Texas) and Brynn Farrell (Ortley Beach, N.J.) to the 2020 recruiting class on National Signing Day. Tabbed a five-star recruit and the nation's No. 27 overall player by ESPN HoopGurlz, Merritt becomes the highest-ranked recruit to sign with UF since 2013. With the signing of Lavender Briggs last year and Merritt in 2020, UF has landed five-star recruits in back-to-back years for the first time since the 2012 and 2013 classes when Ronni Williams and Haley Lorenzen signed on with the Gators. Farrell is a four-star wing player who led the state of New Jersey in scoring a freshman.

2019-20 NOTEBOOK

SECOND QUARTER SUCCESS

The Gators are outscoring their opponents 268-213 in the quarter, its best scoring margin in any quarter so far this season. Florida has won 12 of its 15 second quarters this season.

SCORING OPTIONS A PLENTY

Florida has featured four double-figure scorers in six games already this season. A season ago the Gators only did this in five games.

JOHNSON ENJOYING THE HOME COOKIN'

In nine games played at home Ariel Johnson is averaging 11.1 points per game and has knocked down 16 three-pointers. On the road her average dips to 2.0 and she is yet to make a three-pointer.

DEFENSE KEY IN NON-CON SUCCESS

Florida conceded just 57.6 points per game during the non-conference slate, its lowest since the 2000-01 season.

GATORS GRAB NINE NON-CONFERENCE WINS

UF finished the non-conference slate with nine wins, its most since the 2016-17 season.

OWNING THE O'DOME

Florida has already surpassed last season's win total at home with seven.

BALL CONTROL

Against Wake Forest, UF committed just 10 turnovers. The Gators have had two games this season with 10 or fewer turnovers already this season after only doing this once in 2018-19.

FLORIDA HOLDING ON IN CLOSE CALLS

The Gators are 4-1 in games decided by seven or fewer points this season. Last season they were 4-5 in such contests.

BIG Z COMING UP BIG ON THE BOARDS

Redshirt-senior Zada Williams averages 8.3 rebounds per game to pace Florida. Williams, who has grabbed 15 or more rebounds in a game twice already this season, has increased her rebounds per game average by 73 percent compared to last season's mark of 4.8.

ASSISTANCE REQUIRED

Florida dished out 19 assists vs. Xavier, its second-highest total of the season.

ZADA EXCELS VS. XAVIER

Zada Williams scored a career-high 25 points in Florida's win over Xavier on Dec. 20, scoring 16 in the first half alone.

GATORS SHOOT IT WELL IN SETBACK VS. WAKE FOREST

Florida shot at a 48.3 percent clip vs. the Demon Deacons, its fourth time shooting above 45 percent from the floor this season. It was the Gators' first loss when shooting at least 45 percent from the floor.

WILLIAMS SNAGS 19 BOARDS VS. FAMU

Zada Williams set a new career high in rebounds (19) vs. FAMU on Dec. 1. Her 19 rebounds were the most by a Gator since Feb. 21, 2002 when Vanessa Hayden had 20 vs. Arkansas.

SAVING ITS BEST FOR LAST

Against Prairie View A&M, the Gators opened the fourth quarter with a 15-0 scoring run and held the Lady Panthers scoreless for the first eight minutes of the frame.

GATORS GRINDING OUT WINS ON THE ROAD

With victories at Grambling St. and at Prairie View A&M, Florida won back-to-back road games for the first time since Nov. of 2016.

DON'T CALL IT A COMEBACK

The Gators erased an eight-point deficit on the road at Prairie View A&M, their largest deficit overcome on the road since Feb. 12, 2017. It was the largest second half comeback UF has recorded since it came back from a 10-point deficit to defeat Arkansas in overtime on Jan. 28, 2016.

DOMINANT D

Florida has held its opponent to under 35 percent shooting six times already this season, a season ago they accomplished this just four times. The year prior the Gators did this three times and in 2016-17 it only happened six times. Florida ranks top five in the SEC in points allowed.

GATORS PUT THE CLAMPS ON LATE

Florida allowed just four points in the fourth quarter at Prairie View, its fewest points allowed in a quarter since it conceded two to Florida A&M on Dec. 9, 2018. For the entire second half, the Gators allowed only 21 points the fewest points allowed to an opponent since the same game against FAMU.

WILLIAMS WILLS FLORIDA TO ROAD WIN

Senior Zada Williams scored eight points in the fourth quarter, outscoring the entire Prairie View A&M squad, helping propel the Gators to a come-from-behind win over the Lady Panthers. Williams was held scoreless in the third quarter when the Lady Panthers made their run, but her teammates found her in the fourth and it made the difference in the game.

OFFENSE CLICKING EARLY

Florida has scored over 80 points in two games already this season after cracking 80 just once a season ago.

FRESH START

Briggs became the first Florida freshmen since Vanessa Hayden in 2001 to record three double-doubles in her first seven games of her career.

2019-20 FLORIDA GATORS WOMEN'S BASKETBALL

NUMERICAL ROSTER

NO.	NAME	POS	CL	HT	HOMETOWN (HIGH SCHOOL/PRIOR SCHOOL)
1	Kiara Smith	G	R-JR	5-10	District Heights, Md. / Forestville Military Academy / ASA College
3	Lavender Briggs	G	FR	6-1	Provo, Utah / Provo HS
10	Danielle Rainey	G	R-JR	5-10	Washington, D.C. / Vista Ridge HS / TCU
11	Emanuely de Oliveira	F	SO	5-10	Criciuma, Brazil / Wasatch Academy
12	Zada Williams	F	R-SR	6-2	Babson Park, Fla. / Lake Wales HS / Miami
14	Kristina Moore	G	SO	6-1	Sydney, Australia / Abbotsleigh School
15	Nina Rickards	G	FR	5-9	Queens, New York / Christ the King Regional HS
22	Brylee Bartram	G	FR	5-8	Tampa, Fla. / Seffner Christian Academy
25	Faith Dut	F	FR	6-4	Vancouver, British Columbia / Semiamhoo Secondary School
30	Emer Nichols	C	R-SO	6-5	Pearland, Texas / Westbury Christian School / Texas A&M
32	Ariel Johnson	G	SO	5-9	Tracy, Calif. / St. Mary's HS
44	Paige Robinson	F	SR	6-4	London, England / Oaklands College / Midland College

ALPHABETICAL ROSTER

NO.	NAME	POS	CL	HT	HOMETOWN (HIGH SCHOOL/PRIOR SCHOOL)
22	Brylee Bartram	G	FR	5-8	Tampa, Fla. / Seffner Christian Academy
3	Lavender Briggs	G	FR	6-1	Provo, Utah / Provo HS
11	Emanuely de Oliveira	F	SO	5-10	Criciuma, Brazil / Wasatch Academy
25	Faith Dut	F	FR	6-4	Vancouver, British Columbia / Semiamhoo Secondary School
32	Ariel Johnson	G	SO	5-9	Tracy, Calif. / St. Mary's HS
14	Kristina Moore	G	SO	6-1	Sydney, Australia / Abbotsleigh School
30	Emer Nichols	C	R-SO	6-5	Pearland, Texas / Westbury Christian School / Texas A&M
10	Danielle Rainey	G	R-JR	5-10	Washington, D.C. / Vista Ridge HS / TCU
15	Nina Rickards	G	FR	5-9	Queens, New York / Christ the King Regional HS
44	Paige Robinson	F	SR	6-4	London, England / Oaklands College / Midland College
1	Kiara Smith	G	R-JR	5-10	District Heights, Md. / Forestville Military Academy / ASA College
12	Zada Williams	F	R-SR	6-2	Lake Wales, Fla. / Lake Wales HS / Miami

COACHING STAFF		SUPPORT STAFF	
Head Coach Cameron Newbauer	Director of Basketball Operations Serena Lamar	Strength & Conditioning Coordinator Justin McClelland	Coordinator of Basketball Technology Cameron Kinzer
Associate Head Coach Kelly Rae Finley	Director of Scouting and Video Operations Scott Schmelzer	Athletic Trainer Jon Michelini	Graduate Assistants Kat Wright
Assistant Coaches Erika Lang-Montgomery John McCray	Recruiting Specialist Miriam Rutzen	Academic Advisor Garon Rowland	

ELIGIBILITY BREAKDOWN

SENIORS (2)	JUNIORS (2)	SOPHOMORES (4)	FRESHMEN (4)
Paige Robinson	Kiara "Kiki" Smith (RS)	Emanuely de Oliveira	Brylee Bartram
Zada Williams (RS)	Danielle Rainey (RS)	Ariel Johnson	Lavender Briggs
		Kristina Moore	Faith Dut
		Emer Nichols (RS)	Nina Rickards

PRONUNCIATION GUIDE:

BRYLEE Bartram BRY-lee BAR-trum	ARIEL Johnson ARE-e-elle	ZADA Williams ZAY-duh
Faith DUT DOOT	EMER Nichols EM-er	Miriam RUTZEN RUT-zen
EMANUELY DE OLIVEIRA E-man-well-E	NINA Rickards KNEE-nuh Rick-CARDS	
Day-oh-la-vera	KIARA Smith KEY-air-uh	
Emanuely also goes by Manu muhh-NEW	Kiara also goes by Kiki key-key	



BACK (LEFT TO RIGHT): Lavender Briggs, Zada Williams, Paige Robinson, Emer Nichols, Faith Dut, Emanuely de Oliveira
 FRONT (LEFT TO RIGHT): Kristina Moore, Danielle Rainey, Nina Rickards, Kiki Smith, Ariel Johnson, Brylee Bartram

QUICK FACTS

2019-20 TEAM INFORMATION

Letterwinners Return/Lost from 2018-19:..... 7 / 4
 Starters Returning/Lost from 2018-19:..... 2 / 2
 Newcomers:..... 5
 Eligible SR/JR/SO/FR:..... 2 / 2 / 4 / 4

2019-20 COACHING STAFF

Head Coach: Cam Newbauer
 Associate Head Coach: Kelly Rae Finley
 Assistant Coaches:.....
 Erika Lang-Montgomery & John McCray

2018-19 TEAM INFORMATION

Overall Record:..... 8-23
 SEC Record (finish):..... 3-13 (T-12th)
 Postseason:..... DNA
 SEC Tournament:..... 1-1 (2nd round)

PROGRAM HISTORY

All-Time Record: 750-598 (46 years)
 All-Time Home Record:..... 405-201
 All-Time Road Record 236-312
 All-Time Neutral Site Record 129-124
 All-Time SEC Record:..... 198-277
 (1982-83 considered first year)
 NCAA Appearances:..... 15
 (1993, '94, '95, '96, '97, '98, '99, 2001,
 '02, '04, '06, '09, '12, '14, '16)
 Record (Best Finish):..... 12-14 (1997 Elite Eight)
 Last Result:..... Lost vs. UAlbany
 (2016 First Round)
 WNIT Appearances:..... 7
 (1985, 2000, '05, '08, '10, '11, '13)
 Record (Best Finish):..... 14-7
 (1985 & 2000 Final)
 Last Result:..... Lost at Drexel
 (67-57, 2013 Semifinal)

UNIVERSITY OF FLORIDA

Location: Gainesville, Florida
 Est. Population: 124,491
 Founded: 1853
 Enrollment: 54,854
 Nickname: Gators
 Colors: Orange & Blue (PMS 172 & 287)
 Conference: Southeastern (SEC)
 Home Court: Exactech Arena at the
 Stephen C. O'Connell Center
 Capacity:..... 10,151
 President: Dr. W. Kent Fuchs (Duke '77)
 Athletics Director: Scott Stricklin (Miss. State '92)
 Executive Assoc. AD: Lynda Tealer (San Diego)
 Office: 352-375-4683
 Faculty Rep: Dr. Michael Sagas (Utah)
 Sports Offered (21): Baseball, Basketball
 (M&W), Football, Cross Country (M&W), Golf
 (M&W), Gymnastics (W), Lacrosse (W), Soccer
 (W), Softball, Swimming & Diving (M&W), Tennis
 (M&W), Indoor/Outdoor Track & Field (M&W),
 Volleyball (W)

2019-20 FLORIDA GATORS WOMEN'S BASKETBALL

STARTING LINEUPS

	1	2	3	4	5
VALDOSTA ST. (EX)	Smith	Johnson	Moore	Briggs	Williams
at Grambling St.	Smith	Johnson	Moore	Briggs	Williams
LONGWOOD	Smith	Johnson	Moore	Briggs	Williams
SAMFORD	Smith	Johnson	Moore	Briggs	Williams
PRESBYTERIAN	Smith	Johnson	Moore	Briggs	Williams
No. 18 INDIANA	Smith	Johnson	Moore	Williams	Nichols
No. 12 FSU	Smith	Johnson	Moore	Briggs	Williams
FLORIDA A&M	Smith	Johnson	Moore	Briggs	Williams
at Prairie View A&M	Smith	Johnson	Moore	Briggs	Williams
at Kansas	Smith	Johnson	Moore	Briggs	Williams
MERCER	Smith	Rickards	Moore	Briggs	Williams
vs. Xavier	Smith	Rickards	Moore	Briggs	Williams
vs. Wake Forest	Smith	Rickards	Moore	Briggs	Williams
DAVIDSON	Smith	Rickards	Moore	Briggs	Williams
at No. 15 Mississippi State	Smith	Rickards	Moore	Briggs	Williams
VANDERBILT	Smith	Rickards	Moore	Briggs	Williams
at Auburn					
KENTUCKY					
TENNESSEE					
at Texas A&M					
at Arkansas					
LSU					
at Kentucky					
GEORGIA					
Ole Miss					
at Missouri					
at Alabama					
ARKANSAS					
SOUTH CAROLINA					
at Georgia					
SEC Tournament					
SEC Tournament					

STAT LEADERS

	Points	Rebounds	Assists	Steals	Blocks
Smith (20)	Johnson (10)	Smith (5)	Johnson (5)	Nichols (2)	
Smith (16), Williams (16)	Smith (9)	Briggs (8)	Moore (4)	--	
Briggs (16)	Rickards (12)	Smith (5)	Smith (4)	Nichols (2)	
Briggs (19)	Briggs (10)	Smith (5), Rickards (5)	Bartram (4)	Williams (1), Briggs (1)	
Briggs (11), Smith (11)	Williams (9)	Johnson (4)	Johnson (3)	Williams (1), Smith (1)	
Smith (18)	Williams (7)	Three tied (2)	Johnson (4)	Dut (1)	
Smith (14)	Williams (11)	Johnson (3)	Three tied (1)	Rickards (1)	
Williams (22)	Williams (19)	Smith (6)	Rickards (3)	Robinson (2)	
Williams (16)	Moore (7), Smith (7)	Smith (5)	Three tied (1)	Briggs (2)	
Smith (18)	Williams (7)	Briggs (3)	Rickards (5)	Moore (2)	
Smith (22)	Briggs (11)	Smith (5)	Briggs (2)	--	
Williams (25)	Briggs (9)	Rickards (5)	Briggs (2)	Robinson (2)	
Briggs (23)	Williams (5), Smith (5)	Moore (3), Smith (3)	Three tied (1)	Briggs (1)	
Johnson (16)	Williams (15)	Smith (2)	Smith (4)	Briggs (1)	
Briggs (15), Smith (15)	Williams (6)	Briggs (2), Johnson (2)	Robinson (1)	Three tied (1)	
Briggs (19)	Williams (11)	Smith (5)	Williams (2), Moore (2)	Robinson (2)	

LAST TIME OUT

GAME 15 | Florida 68, Vanderbilt 60
Jan. 5 | Exactech Arena at the Stephen C. O'Connell Center | Gainesville, Fla.

GAINESVILLE, Fla. – Paced by freshman Lavender Briggs' 19 points, the University of Florida women's basketball team (10-5, 1-1) posted a 68-60 victory Sunday afternoon over visiting Vanderbilt (11-4, 1-1) at Exactech Arena at the Stephen C. O'Connell Center in its 2020 SEC home opener.

The Gators faced an early seven-point deficit but wouldn't be denied as they picked up a win in their conference home opener for the first time since 2014.

Scoring in double figures for the 13th-straight game, Briggs was again terrific as she registered 15 or more for the ninth time this season. Redshirt-junior guard Kiki Smith also finished in double figures scoring 17 points to go with five assists.

Florida, improving to 9-1 when outrebounding its opponent, won the battle of the boards 42-35. Sunday marked the first time in 15 games that Vanderbilt was outrebounded and it entered the contest with a +10.8 rebound margin.

Zada Williams, who had just seven points combined in her last two games, broke through for third double-double of the season with 10 points and 11 rebounds. Coming off the bench for the sixth-straight game, sophomore Ariel Johnson continued her strong play at the O'Connell Center as she added 10 of her own coupled with a season-best eight rebounds.

Smith now has 12 double-figure scoring games this season, surpassing her total of 11 from last season.

Florida led for 25 minutes in the game and by as many as 11 in third quarter, but Vanderbilt drew within one point with less than five minutes to play. Clinging to a 55-54 advantage, Florida responded in a big way with an 8-0 scoring surge. Florida's lead wouldn't shrink to less than six points the rest of the way home.

The Commodores led 19-17 after the first quarter, but Florida would claim each ensuing period to secure win number 10 on the season.

Johnson, scoring in double figures for the eighth time this season, recorded five in the final quarter and made three of her four free throw attempts.

The Gators, who have had their struggles from the charity stripe this year, cashed in on their opportunities Sunday, knocking down 16 of their 23 tries. Florida's 69.6 percent mark from the free throw line was its second-best percentage shot all season.

Vanderbilt made it a two-possession game with 33 seconds to play, but a pair of conversions from the line from sophomore Kristina Moore sealed the deal. Moore set new career highs with six free throw attempts and makes.

Vanderbilt vs UF 01/05/20 12:00 pm at

Vanderbilt 60 • 11-4, 1-1 SEC

#	Player	Total			3-Ptr			Rebounds			PF	TP	A	TO	Blk	Stl	Min
		FG	FGA	FT	FTA	Off	Def	Tot									
24	Autumn Newby	r	3-4	0-0	0-0	1	6	7	4	0	2	0	0	2	0	28	
34	Mariella Fasoula	f	4-10	0-0	1-2	3	2	5	2	9	1	1	0	0	0	31	
02	Chelsie Hall	g	4-12	1-2	2-2	1	3	4	4	11	1	2	0	1	38		
03	Jordyn Cambridge	g	4-8	1-1	2-4	2	2	4	3	11	1	4	0	1	31		
12	Demi Washington	g	1-2	0-0	0-0	0	1	1	1	2	1	0	0	1	17		
23	Koi Love	g	8-18	0-0	3-4	1	5	6	2	19	1	2	0	2	29		
30	LeaLea Carter	g	1-5	0-0	0-2	0	0	0	2	2	3	1	0	1	19		
50	Kaylon Smith	g	0-0	0-0	0-0	0	0	0	0	0	0	0	0	0	7		
	Team					2	6	8									
	Totals		25-59	2-3	8-14	10	25	35	18	60	8	14	0	6	200		

1st - FG %:	9-15	60.0%	2nd:	6-17	35.3%	3rd:	5-14	35.7%	4th:	5-13	38.5%	Game:	25-59	42.4%	Deadball
3FG %:	1-1	100.0%	0-0	0.0%	0-1	0.0%	1-1	100.0%	2	2-3	66.7%				Rebounds
FT %:	0-2	0.0%	3-4	75.0%	0-0	0.0%	5-8	62.5%		8-14	57.1%				3

UF 68 • 10-5, 1-1 SEC

#	Player	Total			3-Ptr			Rebounds			PF	TP	A	TO	Blk	Stl	Min
		FG	FGA	FT	FTA	Off	Def	Tot									
12	Williams,Zada	f	5-8	0-0	0-0	3	8	11	2	10	0	1	0	2	30		
01	Smith,Klara	g	6-12	0-2	5-8	1	3	4	1	17	5	1	0	1	40		
03	Briggs,Lavender	g	8-19	2-4	1-3	0	2	2	3	19	2	3	0	0	40		
14	Moore,Kristina	g	0-4	0-2	6-6	0	3	3	3	6	0	0	0	2	29		
15	Rickards,Nina	g	0-1	0-1	0-0	2	0	2	0	0	1	3	0	0	6		
11	de Oliveira,Emanuel	g	2-2	1-1	1-2	0	4	4	2	6	0	0	1	0	11		
22	Bartram,Brylee	g	0-0	0-0	0-0	0	0	0	0	0	0	0	0	0	6		
32	Johnson,Ariel	g	3-14	1-5	3-4	4	4	8	1	10	1	2	0	0	28		
44	Robinson,Paige	g	0-0	0-0	0-0	2	2	4	2	0	0	0	2	0	10		
	Team					3	1	4									
	Totals		24-60	4-15	16-23	15	27	42	14	68	9	13	3	5	200		

1st - FG %:	6-16	37.5%	2nd:	9-17	52.9%	3rd:	3-12	25.0%	4th:	6-15	40.0%	Game:	24-60	40.0%	Deadball
3FG %:	1-5	20.0%	3-5	60.0%	0-1	0.0%	0-4	0.0%		0-4	0.0%		4-15	26.7%	Rebounds
FT %:	4-4	100.0%	2-4	50.0%	5-6	83.3%	5-9	55.6%		16-23	69.6%				3

Officials: Frank Steratore, Katie Lukanich, Cameron Inouye
 Technical fouls: Vanderbilt-None. UF-None.
 Attendance: 1229

2019-20 Women's Basketball, Round: 0, Florida vs Vanderbilt, Played at Exactech

Score by periods	1st	2nd	3rd	4th	Total
Vanderbilt	19	15	10	16	60
UF	17	23	11	17	68

Points	In	Off	2nd	Fast	Bench
VANDY	Paint	T/O	Chance	Break	
UF	36	14	6	4	21
	32	19	12	6	16

Last FG - VANDY 4th-01:30, UF 4th-00:51.
 Largest lead - VANDY by 7 2nd-06:50, UF by 11 3rd-02:57.
 VANDY led for 12:09. UF led for 25:07. Game was tied for 02:44.

Score tied - 3 times,
 Lead changed - 2 times.

2019-20 NOTEBOOK

SUPERLATIVES

**TEAM
2019-20 SEASON**

POINTS
84 vs. Samford, 11/16/19

POINTS IN 1ST HALF
53 vs. Samford, 11/16/19

POINTS IN 2ND HALF
44 vs. FAMU, 12/1/19

POINTS IN A QUARTER
28 vs. Samford, 11/16/19

FIELD GOALS
36 vs. FAMU, 12/1/19

FIELD GOAL ATTEMPTS
71 vs. FAMU, 12/1/19

FIELD GOAL PERCENTAGE
51.6% vs. Samford, 11/16/19

3-POINT FIELD GOALS
13 vs. Samford, 11/16/19

3-POINT FIELD ATTEMPTS
31 vs. Mercer, 12/17/19

THREE-POINT PERCENTAGE
52.0% vs. Samford, 11/16/19

REBOUNDS
63 vs. Longwood, 11/10/19

ASSISTS
22 vs. Samford, 11/16/19

FREE THROWS
21 vs. Longwood, 11/10/19

FREE THROW ATTEMPTS
33 vs. Longwood, 11/10/19

FREE THROW PERCENTAGE
78.6% vs. Mercer (12/17/19)

STEALS
13 at Grambling St., 11/5/19

FEWEST TURNOVERS
8 vs. FSU, 11/26/19

LARGEST DEFICIT OVERCOME
11 vs. Longwood, 11/10/19

LONGEST SCORING RUN
15-0 at Prairie View, 12/5/19

STAT CHECK

Scoring 80+: 2-0
 Scoring 70-79: 3-0
 Scoring 60-69: 3-2
 Scoring fewer than 60: 2-3
 Opponent scores 80+: 0-1
 Opponent scores 70-79: 0-3
 Opponent scores 60-69: 3-1
 Opponent scores less than 60: 7-0
 Outrebounding opponent: 9-1
 Outrebounded by opponent: 1-4
 Rebounds Even: 0-0
 Shooting 50% or better: 2-0
 Shooting 40%-50%: 5-1
 Shooting less than 40%: 3-4
 Opponent shoots at least 50%: 0-4
 Opponent shooting 40%-50%: 2-1
 Opponent shoots less than 40%: 8-0
 Making 10 or more 3-pointers: 2-0
 Making 7 or more 3-pointers: 0-1
 Making 6 or less 3-pointers: 8-4
 Opponent makes 7 3's or more: 4-1
 Opponent makes 6 or less 3's: 6-4
 Leading at halftime: 9-1
 Trailing at halftime: 1-3
 Tied at halftime: 0-1
 Game goes into overtime: 0-0
 Leading with five to play: 10-0
 Trailing with five to play: 0-5
 Tied with five to play: 0-0
 Leading with one to play: 10-0
 Trailing with one to play: 0-5
 Tied with one to play: 0-0
 3 or less score in double figure: 6-3
 4 score in double figures: 4-2
 5+ score in double figures : 0-0
 Margin is five points or less: 2-1
 Margin is 6-10 points: 3-1
 Margin is 11-15: 1-1
 Margin is 16-20: 1-0
 Margin is 21+: 3-2

UF's Record On:
 Monday: 1-0
 Tuesday: 2-1
 Wednesday : 0-0
 Thursday: 1-1
 Friday: 1-1
 Saturday: 1-1
 Sunday: 4-1

UF's Record In:
 November: 4-2
 December : 5-2
 January : 1-1
 February: 0-0
 March: 0-0

UF's Record Wearing
 White: 6-1
 Orange: 2-0
 Blue: 2-3
 Black: 0-1
 Pink: 0-0

FLORIDA GAME HIGHS

POINTS	84	FLORIDA A&M (12/01/19)
	84	SAMFORD (11/16/19)
	72	at Grambling St. (11/5/19)
	71	MERCER (12/17/19)
	71	LONGWOOD (11/10/19)
FIELD GOALS MADE	36	FLORIDA A&M (12/01/19)
	33	SAMFORD (11/16/19)
FIELD GOAL ATTEMPTS	71	FLORIDA A&M (12/01/19)
	70	FLORIDA ST. (11/26/19)
	70	at Grambling St. (11/5/19)
FIELD GOAL PERCENTAGE	.516 (33-64)	SAMFORD (11/16/19)
	.507 (36-71)	FLORIDA A&M (12/01/19)
3 PT FIELD GOALS MADE	13	SAMFORD (11/16/19)
	10	MERCER (12/17/19)
3 PT FG ATTEMPTS	31	MERCER (12/17/19)
	26	LONGWOOD (11/10/19)
3 PT FG PERCENTAGE	.520 (13-25)	SAMFORD (11/16/19)
	.364 (8-22)	vs Wake Forest (12/21/19)
FREE THROWS MADE	21	LONGWOOD (11/10/19)
	16	VANDERBILT (01/05/20)
FREE THROW ATTEMPTS	33	LONGWOOD (11/10/19)
	23	VANDERBILT (01/05/20)
FREE THROW PERCENTAGE	.786 (11-14)	MERCER (12/17/19)
	.696 (16-23)	VANDERBILT (01/05/20)
REBOUNDS	63	LONGWOOD (11/10/19)
	56	MERCER (12/17/19)
ASSISTS	22	SAMFORD (11/16/19)
	19	vs Xavier (12/20/19)
	19	at Grambling St. (11/5/19)
STEALS	13	at Grambling St. (11/5/19)
	12	at Kansas (12/08/19)
BLOCKED SHOTS	5	FLORIDA A&M (12/01/19)
	3	VANDERBILT (01/05/20)
	3	at Mississippi St. (01/02/20)
	3	vs Xavier (12/20/19)
	3	at Kansas (12/08/19)
	3	SAMFORD (11/16/19)
TURNOVERS	21	at Mississippi St. (01/02/20)
	20	INDIANA (11/22/19)

OPPONENT GAME HIGHS

POINTS	93	at Mississippi St. (01/02/20)
	76	at Kansas (12/08/19)
	73	vs Wake Forest (12/21/19)
	73	INDIANA (11/22/19)
	66	FLORIDA ST. (11/26/19)
FIELD GOALS MADE	37	at Mississippi St. (01/02/20)
	30	vs Wake Forest (12/21/19)
	30	FLORIDA ST. (11/26/19)
	30	INDIANA (11/22/19)
FIELD GOAL ATTEMPTS	70	SAMFORD (11/16/19)
	70	LONGWOOD (11/10/19)
FIELD GOAL PERCENTAGE	.578 (37-64)	at Mississippi St. (01/02/20)
	.520 (26-50)	at Kansas (12/08/19)
3 PT FIELD GOALS MADE	10	PRESBYTERIAN (11/18/19)
	10	at Grambling St. (11/5/19)
3 PT FG ATTEMPTS	26	PRESBYTERIAN (11/18/19)
	25	LONGWOOD (11/10/19)
3 PT FG PERCENTAGE	.667 (2-3)	VANDERBILT (01/05/20)
	.500 (8-16)	at Kansas (12/08/19)
FREE THROWS MADE	16	at Kansas (12/08/19)
	13	at Mississippi St. (01/02/20)
FREE THROW ATTEMPTS	24	at Kansas (12/08/19)
	16	at Mississippi St. (01/02/20)
	16	vs Xavier (12/20/19)
FREE THROW PERCENTAGE	1.000 (8-8)	vs Wake Forest (12/21/19)
	.909 (10-11)	LONGWOOD (11/10/19)
REBOUNDS	47	FLORIDA ST. (11/26/19)
	44	DAVIDSON (12/29/19)
ASSISTS	24	at Mississippi St. (01/02/20)
	16	vs Wake Forest (12/21/19)
	16	at Prairie View (12/05/19)
STEALS	11	PRESBYTERIAN (11/18/19)
	11	LONGWOOD (11/10/19)
BLOCKED SHOTS	6	at Mississippi St. (01/02/20)
	5	at Grambling St. (11/5/19)
TURNOVERS	21	PRESBYTERIAN (11/18/19)
	21	at Grambling St. (11/5/19)
FOULS	28	LONGWOOD (11/10/19)
	22	DAVIDSON (12/29/19)

THE LAST TIME...

A Gator Team Defeated a Ranked Foe
Feb. 4, 2016 - Texas A&M, 83-81 (No. 12)

A Gator Team Defeated a Ranked Foe on the Road
Feb. 12, 2015 - at Georgia, 51-48 (No. 24)

A Gator Team Scored 100 or More Points
Dec. 17, 2013 - at Troy

A Gator Team Had 30 or More Assists
Dec. 3, 2016 - vs. Long Beach State

A Gator Team Won 10 or More Games in a Row
Nov. 16, 2015 - Jan., 2016 - (12 games)

A Gator Team Played in front of 5,000+ at Home
Jan. 21, 1999 - Tennessee

A Gator Player Scored 30 Points
Dec. 30, 2018 - Funda Nakkasoglu (Charleston Southern, 30)

A Gator Player Scored 40 Points
Jan. 29, 2017 - Ronni Williams (Vanderbilt, 43)

A Gator Player Hit 8 or More 3-Pointers
Nov. 19, 2012 - Carlie Needles (UNF, 9)

A Gator Player Had 20 or More Rebounds
Feb. 21, 2001 - Vanessa Hayden (Arkansas, 20)

A Gator Player Had 15 or More Assists
Jan. 31, 1989 - Camille Ratledge (South Florida, 15)

AROUND THE LEAGUE

January 9 (Thursday)

- *Kentucky at Alabama SECN+ 7 p.m. CT
- *Florida at Auburn SECN+ 6 p.m. CT
- *Vanderbilt at Georgia SECN+ 7 p.m. ET
- *Tennessee at Ole Miss SECN+ 7 p.m. CT
- *Mississippi State at Missouri SEC Network 6 p.m. CT
- *Arkansas at South Carolina SECN+ 7 p.m. ET
- *LSU at Texas A&M SEC Network 8 p.m. CT

January 12 (Sunday)

- *Alabama at Auburn SECN+ 2 p.m. CT
- *Missouri at Arkansas SEC Network 2 p.m. CT
- *Kentucky at Florida ESPNU 12 p.m. ET
- *Ole Miss at LSU SECN+ 2 p.m. CT
- *Georgia at Tennessee SEC Network 1 p.m. ET
- *South Carolina at Vanderbilt SEC Network 4 p.m. CT

STANDINGS

As of 1/6/20

	Conference				Overall					
	W-L	Pct.	H	A	W-L	Pct.	H	A	N	Strk
Georgia	1-0	1.000	0-0	1-0	10-4	.714	7-3	1-1	2-0	W3
LSU	1-0	1.000	1-0	0-0	11-2	.846	6-1	3-1	2-0	W3
Mississippi State	1-0	1.000	1-0	0-0	13-2	.867	7-1	3-0	3-1	W5
South Carolina	1-0	1.000	1-0	0-0	13-1	.929	7-0	4-0	2-1	W7
Tennessee	1-0	1.000	1-0	0-0	11-2	.846	8-1	3-1	0-0	W3
Texas A&M	1-0	1.000	0-0	1-0	13-1	.929	8-0	3-0	2-1	W8
Vanderbilt	1-0	1.000	1-0	0-0	11-3	.786	8-1	2-0	1-2	W6
Arkansas	0-1	.000	0-1	0-0	12-2	.857	9-1	0-1	3-0	L1
Alabama	0-1	.000	0-0	0-1	10-4	.714	6-2	3-1	1-1	L1
Auburn	0-1	.000	0-0	0-1	6-6	.500	4-1	1-3	1-2	L1
Florida	0-1	.000	0-0	0-1	9-5	.643	6-2	2-2	1-1	L1
Kentucky	0-1	.000	0-0	0-1	11-2	.846	8-1	3-1	0-0	L1
Ole Miss	0-1	.000	0-1	0-0	7-7	.500	6-4	0-2	1-1	L1
Missouri	0-1	.000	0-0	0-1	3-11	.214	3-4	0-5	0-2	L5

2019-20 SEC PRESEASON POLL (MEDIA)

- South Carolina
- Texas A&M
- Mississippi State
- Kentucky
- Arkansas
- Tennessee
- Auburn
- LSU
- Missouri
- Georgia
- Alabama
- 12. Florida**
- Ole Miss
- Vanderbilt



SEC HOOPS

The SEC leads all other conferences in all-time NCAA Tournament bids: SEC - 241, ACC - 194, Big Ten - 166, Big East - 148, Big 12 - 136, Pac-12 - 134. 2019 was the tenth consecutive season the SEC had been .500 or better in the NCAA Tournament. The league has been .500 or better in NCAA Tournament games, 37 out of the 38-year history.

The SEC has had at least one team advance to the Sweet 16 in every year of NCAA Tournament history. All of the SEC's 14 members have advanced to the Sweet 16.

NATIONAL PERSPECTIVE

AP POLL - WEEK 10

RK	TEAM	REC	PTS	TREND
1	UConn (10)	12-0	721	-
2	Oregon (7)	12-1	708	-
3	Oregon State (3)	14-0	682	-
4	South Carolina (1)	14-1	669	-
5	Stanford	13-1	626	-
6	Baylor	11-1	614	-
7	Louisville	14-1	574	-
8	UCLA	14-0	531	↑2
9	NC State	14-0	529	-
10	Texas A&M	13-1	488	↑1
11	Florida State	14-1	485	↓3
12	Indiana	12-2	389	↑2
13	Mississippi State	14-2	371	↑2
14	Kentucky	12-2	367	↓1
15	DePaul	13-2	316	↑1
16	Gonzaga	14-1	303	↑1
17	Maryland	10-3	278	↓5
18	Arizona	13-1	243	-
19	West Virginia	11-1	239	-
20	Missouri State	12-2	155	↑1
21	Arkansas	13-2	150	↓1
22	South Dakota	14-2	92	↑4
23	Tennessee	11-3	89	↓1
24	Michigan	11-3	71	↑2
25	Princeton	12-1	19	↑1

COACHES POLL - WEEK 9

1	UConn (22)	10-0	787	-
2	Oregon (6)	10-1	754	-
3	Oregon State (4)	12-0	739	-
4	Stanford	11-1	684	-
5	South Carolina	12-1	669	-
6	Baylor	10-1	652	-
7	Louisville	12-1	608	-
8	Florida State	13-0	578	-
9	NC State	12-0	545	-
10	UCLA	12-0	518	-
11	Maryland	10-2	455	-
12	Texas A&M	12-1	434	-
13	Kentucky	11-1	408	-
14	Mississippi State	12-2	380	-
15	Indiana	11-2	335	-
16	Gonzaga	12-1	307	↑1
17	DePaul	11-2	302	↓1
18	Arizona	12-0	288	-
19	Missouri State	9-2	208	-
20	Arkansas	12-1	195	-
21	West Virginia	9-1	171	-
22	South Dakota	12-2	118	-
23	Tennessee	10-2	76	↑1
24	Princeton	12-1	58	↑1
25	Florida Gulf Coast	13-2	36	↑1

Others receiving votes: Northwestern 18, Rutgers 14, Iowa 10, Syracuse 9, TCU 9, Miami 6, Florida Gulf Coast 5, Arizona State 3, Texas 2, Minnesota 2, Nebraska 2, Kansas 1

Dropped from rankings: Miami 23, Minnesota 24, Texas 25

Others receiving votes: Michigan 35, Minnesota 20, Arizona State 15, Northwestern 15, LSU 13, Miami 9, Texas 9, Rutgers 5, Colorado 3, Georgia Tech 3, Texas Tech 1

Dropped from rankings: Michigan 23

Player of the Year

Chennedy Carter, Texas A&M

First Team All-SEC

Chelsea Dungee, Arkansas
Rhyne Howard, Kentucky
Ayana Mitchell, LSU
Tyasha Harris, South Carolina
Chennedy Carter, Texas A&M

Second Team All-SEC

Unique Thompson, Auburn
Mikiah Herbert Harrigan, South Carolina
Rennia Davis, Tennessee
Ciera Johnson, Texas A&M
Mariella Fasoula, Vanderbilt

2019-20 SEC PRESEASON POLL (COACHES)

- Texas A&M
- South Carolina
- Mississippi State
- Kentucky
- Arkansas
- LSU
- Tennessee
- Auburn
- Missouri
- Georgia
- Alabama
- Vanderbilt
- Ole Miss
- 14. Florida**

Player of the Year

Chennedy Carter, Texas A&M

First Team All-SEC

Chelsea Dungee, Arkansas
Rhyne Howard, Kentucky
Ayana Mitchell, LSU
Jordan Danberry, Mississippi State
Amber Smith, Missouri
Tyasha Harris, South Carolina
Rennia Davis, Tennessee
Chennedy Carter, Texas A&M

Second Team All-SEC

Ciera Johnson, Alabama
Daisa Alexander, Auburn
Unique Thompson, Auburn
Gabby Connally, Georgia
Chloe Bibby, Mississippi State
Mikiah Herbert Harrigan, South Carolina
Ciera Johnson, Texas A&M
Kayla Wells, Texas A&M
Mariella Fasoula, Vanderbilt

UF SINGLE GAME RECORDS

POINTS

45	Quientella Bonner vs. UT Chattanooga (1/22/77)
44	Merlakia Jones vs. Texas (1/25/95)
43	Ronni Williams at Vanderbilt (1/29/17)
39	Tonya Washington at Dayton (2/15/00)
39	Merlakia Jones vs. LSU (3/3/95)
39	Tammy Jackson vs. North Carolina (11/26/82)

REBOUNDS

31	Quientella Bonner vs. GEORGIA SO. (1/8/77)
28	Quientella Bonner vs. UT Chattanooga (1/22/77)
28	Quientella Bonner vs. MIAMI (1/28/78)
27	Quientella Bonner vs. Florida State (1/12/77)
24	Quientella Bonner vs. Miami (2/8/77)
24	Tammy Jackson vs. UT Chattanooga (11/27/82)
22	Murriel Page vs. SOUTH CAROLINA (1/17/97)

ASSISTS

17	Brandi McCain vs. MIAMI (11/24/98)
16	Camille Ratledge vs. Austin Peay (12/28/89)
15	Camille Ratledge vs. GEORGIA SO. (12/18/89)
15	Camille Ratledge vs. Baptist College (1/25/88)
15	Camille Ratledge vs. SOUTH FLORIDA (1/31/89)
14	Camille Ratledge vs. MIAMI (1/16/90)
14	Camille Ratledge vs. Mississippi State (1/20/90)
14	Camille Ratledge vs. FLORIDA ATLANTIC (2/18/88)
14	Camille Ratledge vs. NORTHWESTERN ST. (12/18/86)
14	Kathy Bieniek vs. Miami (2/20/80)
14	Brandi McCain vs. FLORIDA ST (2/11/99)

STEALS

10	Cathy Bell vs. MISSISSIPPI ST. (1/3/81)
10	DeLisha Milton vs. BETHUNE COOKMAN (2/2/94)
9	Sha Brooks vs. STETSON (12/18/06)
9	Brandi McCain vs. SW TEXAS (12/5/98)
9	Merlakia Jones vs. Georgia Southern (1/27/93)
8	Peggy Brookins vs. Alabama (3/11/76)
8	Terri Hartmann vs. UCF (2/15/80)

3-POINTERS MADE

9	Carlie Needles vs. UNF (11/19/12)
8	Bridget Pettis vs. GEORGIA (1/20/93)
7	Funda Nakkasoglu vs. Vanderbilt (2/18/18)
7	Funda Nakkasoglu vs. Richmond (11/21/17)
7	Sha Brooks at Tennessee (2/28/08)
7	Brandi McCain at South Carolina (1/21/01)
7	Brandi McCain vs. Washington (3/18/01)
7	Talatha Bingham vs. UCF (2/10/98)

POINTS BY CLASS (FR, SO, JR, SR)

45	Quientella Bonner vs. UT Chattanooga (1/22/77)
36	Vanessa Hayden vs. OAKLAND (11/16/01)
36	Cheryl Fisher vs. MIAMI (2/18/80)
44	Merlakia Jones vs. Texas (1/25/95)

REBOUNDS BY CLASS (FR, SO, JR, SR)

31	Quientella Bonner vs. GEORGIA SO. (1/8/77)
28	Quientella Bonner vs. MIAMI (1/28/78)
21	DeLisha Milton vs. ARKANSAS (2/4/96)
22	Murriel Page vs. SOUTH CAROLINA (1/17/97)

ASSISTS BY CLASS (FR, SO, JR, SR)

17	Brandi McCain vs. MIAMI (11/24/98)
15	Camille Ratledge vs. Baptist College (1/25/88)
15	Camille Ratledge vs. SOUTH FLORIDA (1/31/89)
16	Camille Ratledge vs. Austin Peay (12/28/89)

STEALS BY CLASS (FR, SO, JR, SR)

10	DeLisha Milton vs. BETHUNE COOKMAN (2/2/94)
9	Sha Brooks vs. STETSON (12/18/06)
10	Cathy Bell vs. MISSISSIPPI ST. (1/3/81)
7	Lonnika Thompson vs OHIO (12/28/09)

3-POINTERS MADE BY CLASS (FR, SO, JR, SR)

9	Carlie Needles vs. UNF (11/19/12)
6	Sydney Searcy vs. Savannah State (11/23/17)*
7	Funda Nakkasoglu vs. Vanderbilt (2/18/18)
8	Bridget Pettis vs. GEORGIA (1/20/93)

* MORE THAN ONE, MOST RECENT MARK LISTED

STARTING FIVE SCORES ALL 55 vs. FSU

Against FSU, the Gators' starting five (Smith, Johnson, Briggs, Moore and Williams) accounted for all 55 points. The last time UF's starting five was responsible for every point in a game was Feb. 11, 2018 when the Gators dropped a 64-57 decision at then No. 7 South Carolina.

TURNOVERS LIMITED VS. FSU

UF's eight turnovers vs. FSU were its fewest since it recorded only seven miscues in a narrow loss at No. 15 Missouri on Feb. 5, 2018.

LAV LEVELS UP

Lavender Briggs became the first Florida freshman since Bernice Mosby in 2002-03 to average 13 or more points, finish in double figures three times and post two double-doubles in their first four career games. Only three freshman in the last 20 years of Florida women's basketball have averaged at least 13 points per game and finished in double figures in three of their first four career games, the last to do it before Briggs was Sha Brooks in 2005-06 (16.3 ppg, 4 double-figure scoring games).

NICHOLS NOTCHES FIRST CAREER START ON BIRTHDAY

Redshirt-sophomore Emer Nichols, who transferred in from Texas A&M and sat out all of last season, made her first career start this past Friday vs. Indiana. It was a special moment for the six-foot-five center as it was also her birthday.

SHOOTING SHINES IN WIN OVER SAMFORD

After making just 11 three-pointers combined in their first two games, the Gators exploded for 13 against Samford, tying the O'Connell Center record. In the first half alone UF drained 11.

SEVEN ON SCHEDULE APPEAR IN PRESEASON TOP 25

Seven of UF's 2019-20 opponents appeared in the AP Top 25 Preseason Poll (No. 6 Texas A&M, No. 8 South Carolina, No. 10 Mississippi State, No. 14 Kentucky, No. 22 Arkansas, No. 24 Indiana and Tuesday's opponent FSU which was ranked No. 12.

FIRST HALF FIREWORKS VS. SAMFORD

Slow starts plagued the Gators in their first two bouts, but that certainly wasn't the case against Samford as UF scored the game's first 13 points. Finishing with their most first half points since Dec. 28, 2016, Florida's lead swelled to 53-18 at the intermission.

NEUBAUER NOTCHES 100th WIN

Cam Neubauer's 100th collegiate victory came against Longwood on Nov 10. The Indiana native posted 79 wins at Belmont before taking the reins at UF.

SHARING IS CARING

Florida dished out 22 assists against Samford, the highest total since Feb. 15, 2018 when it recorded 23 at Texas A&M.

BIG WIN

Florida's 36-point margin of victory of Samford was its largest since defeating Savannah State 90-40 in November of 2017.

RACKIN' UP THE REBOUNDS

Florida corralled 63 rebounds vs. Longwood, its most in a game since the 2017-18 season when it brought in 67 vs. Delaware State. As of Dec. 2, this is the highest mark in a single game in the SEC.

RISING TO CHALLENGE ON THE ROAD

After not claiming a road victory until their final away game (at Vanderbilt, 3/3/19) last season, the Gators notched a season-opening win at Grambling.

KNEE INJURY SIDELINES RAINEY

Junior guard Danielle Rainey will miss the 2019-20 season after sustaining a knee injury during a team scrimmage. Rainey, who averaged 8.2 points per game a season ago, suffered an ACL injury in a closed-door scrimmage. Rainey had surgery on Nov. 20.

EXPERIENCE IS KEY

All seven returning letterwinners started at least one game a season ago. UF, Ole Miss and Alabama are the only teams in the SEC with every returner having started a game the season prior.

BACK AGAIN

Florida returns seven letterwinners, tied for fourth most among league schools.

FIVE DEBUT VS. VALDOSTA ST.

Florida's five newcomers, Brylee Bartram, Lavender Briggs, Faith Dut, Nina Rickards and Emer Nichols combined for 33 points in the rout of the Valdosta St. in an exhibition matchup. The Gators hosted an exhibition for the first time since the 2008-09 season.

FROM NEWCOMERS TO VETS

Florida's newcomers accounted for over 70 percent of its minutes and 60 percent of its scoring a season ago, and just about all of that production returns to the Swamp in 2019.

FORMER GATOR JOINS STAFF

This past May it was announced that former Gator Erika Lang-Montgomery was returning to the Swamp as an assistant coach. Lang-Montgomery, who was a four-year letter winner at UF from 1988-1992, brings with her over 20 years of coaching experience and spent the last 10 seasons as the head coach at Flagler College in St. Augustine. The Jacksonville native compiled a 39-17 record over her final two campaigns with the Saints and was tabbed 2019 Peach Belt Conference Coach of the Year. During her playing days in Gainesville, Lang-Montgomery was an efficient scorer and dependable low-post presence for the Gators. The 1989 SEC All-Freshman team selection appeared in exactly 100 games, including 63 starts, and finished with 962 points and 647 rebounds.

FRESHMEN CLASS POISED TO MAKE A SPLASH

The newest group of Gator women's basketball players Faith Dut, Nina Rickards, Lavender Briggs and Brylee Bartram have journeyed to the Swamp from all over the country (and Canada), one as far as 3,000 miles and one just a short cruise up I-75 North. Dut is a six-foot-four post player with international experience, Rickards is a hard-nosed guard with a

Florida's Record by Game Location

State/U.S. Territory	Win	Loss
Alabama	20	35
Alaska	0	0
Arizona	2	3
Arkansas	13	9
California	5	8
Colorado	3	2
Connecticut	2	2
Delaware	0	0
District of Columbia	2	1
Florida	512	262
Georgia	21	62
Hawaii	2	1
Idaho	1	1
Illinois	3	5
Indiana	2	3
Iowa	0	1
Kansas	0	1
Kentucky	11	19
Louisiana	7	20
Maine	4	0
Maryland	0	0
Massachusetts	4	0
Michigan	1	1
Minnesota	0	0
Mississippi	23	31
Missouri	0	4
Montana	2	0
Nebraska	0	1
Nevada	3	2
New Hampshire	0	0
New Jersey	6	2
New Mexico	3	1
New York	3	2
North Carolina	6	6
North Dakota	0	0
Ohio	4	3
Oklahoma	2	0
Oregon	0	1
Pennsylvania	7	7
Rhode Island	3	1
South Carolina	14	13
South Dakota	0	0
Tennessee	29	62
Texas	10	10
Utah	0	2
Vermont	0	0
Virgin Islands	0	2
Virginia	8	9
Washington	0	0
West Virginia	2	0
Wisconsin	4	1
Wyoming	0	0
Bahamas	4	2

GATORS IN THE W

UF has produced 18 WNBA draft picks

- (Listed in chronological order below)
- 1997: Bridget Pettis, Phoenix Mercury
- 1997: Sophia Witherspoon, New York Liberty
- 1997: Merlakia Jones, Cleveland Rockers
- 1997: Tammy Jackson, Houston Comets
- 1998: Murriel Page, Washington Mystics
- 1999: DeLisha Milton, Los Angeles Sparks
- 2000: Tonya Washington, Washington Mystics
- 2000: Tiffany Travis, Charlotte Sting
- 2001: Tamara Stocks, Washington Mystics
- 2001: Tombi Bell, Minnesota Lynx
- 2002: Brandi McCain, Cleveland Rockers
- 2002: Monique Cardenas, Portland Fire
- 2004: Vanessa Hayden, Minnesota Lynx
- 2005: Tashia Morehead, Washington Mystics
- 2006: Dalila Eshe, Seattle Storm
- 2009: Sha Brooks, Phoenix Mercury
- 2013: Jennifer George, Indiana Fever
- 2017: Ronni Williams, Indiana Fever

Marvelous Milton

- When DeLisha Milton-Jones retired at the end of the 2015 season, she did so as the WNBA's all-time leader for games played (499), as well as one of six players who scored more than 5,000 points (5,571 ranked No. 9 all-time) and collected 2,400 rebounds.
- Also upon retirement: ranked No. 4 all-time for steals (603), No. 5 for rebounds (2,492) and No. 12 for blocks (328).



UF's 3-Point Shooting Record Book

TEAM

3-PT FIELD GOALS MADE

- 17 vs. Savannah State (11/23/17)
- 15 vs. Richmond (11/21/17)
- 13 SAMFORD (11/17/19)
- 13 TEXAS A&M (2/25/19)
- 13 TEXAS TECH (12/2/18)
- 13 at Texas A&M (2/15/18)
- 13 MARSHALL (12/10/17)
- 13 at Arkansas (2/01/09)
- 12 at Mercer (11/15/18)
- 12 at Alabama (1/3/19)
- 12 ARKANSAS (1/27/19)
- 12 VANDERBILT (2/18/18)
- 12 at Oklahoma (12/3/17)
- 12 vs FIU (11/29/09)

3-PT FG ATTEMPTS

- 39 vs. Savannah State (11/23/17)
- 37 ARKANSAS (1/27/19)
- 36 KENTUCKY (1/11/18)
- 35 MARSHALL (12/10/17)
- 34 UNF (11/19/12)
- 33 AUBURN (1/7/10)
- 32 at Rutgers (12/07/09)
- 32 WASHINGTON (3/18/01)
- 32 RICHMOND (11/25/03)
- 32 MISSISSIPPI ST (2/11/07)
- 31 ALABAMA (2/7/19)
- 31 NORTHWESTERN (11/18/18)
- 31 TEXAS A&M (2/25/19)
- 31 LSU (1/14/18)
- 31 GEORGIA STATE (11/11/17)

3-PT FG PERCENTAGE

- .673 (8-13) at Georgia (1/22/92)
- .667 (8-12) at Texas A&M (2/14/13)
- .667 (6-9) OHIO (12/31/91)
- .647 (11-17) at Alabama (2/05/09)
- .636 (7-11) TROY (12/4/12)
- .625 (5-8) FURMAN (12/6/92)
- .619 (13-21) at Arkansas (2/01/09)

INDIVIDUAL RECORDS

3-PT FIELD GOALS MADE

- 9 Carlie Needles vs. NORTH FLORIDA (11/19/12)
- 8 Bridget Pettis vs. GEORGIA (1/20/93)
- 7 Funda Nakkasoglu vs. Richmond (11/21/17)
- 7 Funda Nakkasoglu vs. VANDERBILT (2/18/18)
- 7 Sha Brooks at Tennessee (2/28/08)
- 7 Talatha Bingham vs. UCF (2/10/98)
- 7 Brandi McCain at South Carolina (1/21/01)
- 7 Brandi McCain vs. Washington (3/18/01)
- 6 21 times, last Funda Nakkasoglu vs. Texas A&M (2/25/19)

3-PT FG ATTEMPTS

- 26 Brandi McCain vs. Washington (3/18/01)
- 20 Brandi McCain vs. Arkansas (3/2/01)
- 17 Carlie Needles vs. NORTH FLORIDA (11/19/12)
- 16 Talatha Bingham vs. UCF (2/10/98)
- 15 Bridget Pettis vs. Virginia (3/21/93)
- 14 Jordan Jones at Rutgers (12/7/09)
- 14 Brandi McCain at Tulane (12/2/01)
- 14 Brandi McCain at Miss. State (2/24/02)
- 14 Brandi McCain at Alabama (2/25/01)
- 14 Brandi McCain at West Virginia (11/29/00)
- 14 Brandi McCain at Georgia (1/11/01)
- 14 Brandi McCain at South Carolina (1/21/01)
- 14 Brandi McCain vs. SOUTH CAROLINA (1/28/01)

CONSECUTIVE GAMES WITH A 3-PT FG

- 30 Brandi McCain (2000/01)
- 27 Funda Nakkasoglu (2018)
- 23 Jordan Jones (2010)
- 20 Steffi Sorensen (2009)
- 20 Bridget Pettis (1993)
- 19 Kerry Cremeans (1994)
- 18 Sha Brooks (2007)
- 16 Jordan Jones (2011)
- 15 Jordan Jones (2012)
- 15 Tashia Morehead (2005)
- 14 Tamia Williams (2005)
- 12 Jordan Jones (2012)
- 12 Bridget Pettis (1992)
- 12 Talatha Bingham (1999)
- 11 Sha Brooks (2006)
- 11 Talatha Bingham (1998)
- 11 Tishona Gregory (2004)
- 10 Brandi McCain (2001)

championship pedigree, Briggs is a polished player with a knack for scoring and Bartram is a razor sharp marksman with a shooter's mentality. All are focused on writing a new chapter in the book of Florida women's basketball.

CORE OF PROGRAM TAKING SHAPE

Now in his third season at the helm, Coach Newbauer has a roster comprised entirely of players recruited and signed by his staff.

CULTIVATING THE CULTURE

In the summer, 11 of the 12 players on the roster spent their "break" training in Gainesville together. In addition, to the gains in workouts, the team grew closer together, spending more and more time together off the court.

GUARDS LEADING THE CHARGE

The 2019-20 Gators are the deepest at the guard position, welcoming back four and adding three freshmen to their backcourt. Smith, UF's primary ball handler, returns along with Ariel Johnson and Kristina Moore.

YEAR 3 OF THE REGIME

Before becoming the 10th head coach in Florida's women's basketball history, Newbauer spent the previous four seasons at the helm at Belmont. In Nashville, he was also tasked with a rebuild and it was in year three that Newbauer broke through. After logging a 28-35 record, in his third season with the Bruins, Newbauer posted a 24-9 record and an NCAA Tournament appearance. Now in Gainesville, Newbauer aims to take a similar step in this third season.

13 THEFTS IN GAME 1

The Gators recorded 13 steals in their opener, last season's high in steals was 11 (vs. FAMU, 12/19/18).

BRYLEE BARTAM, THREE-POINT BOMBER

Gator freshman Brylee Bartram owns the national high school record (boys and girls) for three-pointers in a career with 533. The sharp shooter has a smooth stroke and some serious range. She left Seffner Christian Academy as the all-time leading scorer with 2,544 career points.

SHUFFLING THE DECK

UF featured 10 different starting lineups a season ago.

RETURNING TALENT

UF returns seven letterwinners from last season's squad, the most returners coach Newbauer has entered a season with at UF.

UNO, DOS, TREYS

In program history, Florida has made 200 or more three-pointers just four times. Two of those seasons have come in the last two years as the Gators set the program record in 2017-18 with 249 and followed that up with 235 in the 2018-19.

READY FOR THE CHALLENGE

Altogether with the seven SEC teams and the five Florida will battle during non-conference play, the Gators will take the court against 12 NCAA Tournament teams from the 2019 field of 64.

MOTHER DAUGHTER NATIONAL TEAM CONNECTION

Freshman forward Faith Dut has twice played with the Canadian National Team, once in 2017 and again in 2019. Dut's mother competed for the Egyptian National Team back in her playing days.

INTERNATIONAL APPEAL

Four Gators hail from outside the U.S. as Kristina Moore comes by way of Australia while Paige Robinson is a native of England, Faith Dut hails from Canada and Emanuely de Oliveira is from Brazil. Florida's four international players are tied for the most it has featured on a single roster in program history.

FLIPPING THE SCRIPT

After an eight win campaign a season ago, the Gators look poised for a bounce-back season in 2019-20. UF's biggest improvement all-time:

- (+10) 9-22 in 2007 to 19-13 in 2008
- (+10) 9-19 in 2003 to 19-11 in 2004
- (+9) 13-17 in 2015 to 22-9 in 2016
- (+8 wins) 11-16 in 1983 to 19-9 in 1984

2019-20 FLORIDA GATORS WOMEN'S BASKETBALL

GATORS

	Paint	Pts T/O	2nd Chn	Fst Brk	Bnch
Grambling	36	24	15	2	25
Longwood	26	15	17	12	24
Samford	40	21	18	12	14
Presbyterian	30	16	10	10	10
Indiana	24	13	11	4	7
FSU	28	2	11	8	0
FAMU	54	19	18	12	12
PVAMU	28	7	6	9	13
Kansas	38	20	8	10	15
Mercer	26	14	22	4	21
Xavier	36	6	4	6	11
Wake Forest	34	12	12	2	1
Davidson	24	19	14	4	16
Mississippi St.	24	7	10	3	4
Vanderbilt	32	19	12	6	16
Total	480	214	188	104	189
Average	32	14.267	12.533	6.9333	12.6
<i>Season High</i>	54	24	22	12	25
<i>Season Low</i>	24	2	4	2	0

OPPONENTS

	Paint	Pts T/O	2nd Chn	Fst Brk	Bnch
Grambling	20	6	7	2	8
Longwood	26	14	12	7	19
Samford	28	10	10	9	20
Presbyterian	8	11	11	1	7
Indiana	40	13	4	18	14
FSU	42	10	17	7	9
FAMU	26	8	9	3	19
PVAMU	16	10	3	5	0
Kansas	36	12	3	13	30
Mercer	18	10	5	4	19
Xavier	28	14	2	2	26
Wake Forest	44	11	22	4	13
Davidson	28	20	9	10	19
Mississippi St.	50	26	6	26	30
Vanderbilt	36	14	6	4	21
Total	446	189	126	115	254
Average	29.73	12.6	8.4	7.6667	16.933
<i>Season High</i>	50	26	22	26	30
<i>Season Low</i>	8	6	2	1	0

TRACKING THE TRANSFERS

Florida's roster features the services of five players who began their basketball career elsewhere. Three, Danielle Rainey, Zada Williams and Emer Nichols, came by way of other Division I programs while Kiki Smith and Paige Robinson transferred from junior colleges.

TV TIME

A total of seven University of Florida women's basketball games have been selected to air nationally on the ESPN family of networks. The Gators are set to play in five nationally televised home games at Exactech Arena at the Stephen C. O'Connell Center, their most since the 2014-15 season.

BEACH TIME BONDING

In mid-October the team and staff traveled to St. Augustine for a pair of practices, but most importantly some beach time. The team retreat featured its fair share of basketball but the team also spent time on the beach and even visited an alligator farm.

KIKI THE COURT GENERAL

In her first year with UF, Kiki Smith led the Gators in assists (3.4) and in 19 games was UF's leading dime dropper. Smith's 105 helpers last season are the fifth most among returning SEC players.

ORANGN'T YOU GLAD TO SEE ME?

Florida posted a 6-3 record wearing orange in 2018-19 and is 2-0 this season donning the sleek threads.

EVERYTHING SCHOOL

With elite athletics and academics, the University of Florida is the complete package. Florida finished No. 7 in the US News & Report top public universities and No. 3 in the most recent Learfield IMG College Directors' Cup.

FRESHMEN GETTING THEIR CHANCE

Over Coach Newbauer's two-plus seasons in Gainesville, freshmen have made quite an impact.

Years	Games Started	Games Played
2017-18	1	93
2018-19	35	82
2019-20	20	55
Total	56	230

15 GAME SNAPSHOT (2018-19 > 2019-20)

Through 15 Games	18-19	19-20
Points Allowed	66.1	60.1
Rebounds Per Game	38.1	42.4
Rebound Margin	1.3	5.9
OPP Field Goal %	41.40%	39.10%
Record	4-11	10-5

HEAD COACH

Cameron Newbauer

THIRD YEAR AT UF * SEVENTH YEAR OVERALL



An Indiana native, basketball runs in Coach Cam Newbauer's blood. He has nearly 20 years of experience coaching both women's and men's basketball at the Division I level.

You would be hard pressed to find someone whose personality oozes

enthusiasm, excitement, and passion like that of Coach Cam.

Those traits - not to mention Newbauer's success on the basketball court - caught the attention of Florida Athletics Director Scott Stricklin, who named Newbauer the 10th head coach of the University of Florida women's basketball program in March of 2017.

The 2018-19 season marked a time of tremendous growth for the program as Newbauer saw eight Gators make their Florida debut on a roster that featured just two returners who had logged significant minutes the season before. Featuring the services of just one senior, guard Funda Nakkasoglu, Florida's newcomers accounted for over 70 percent of its minutes and 60 percent of its scoring. The new-look Gators gained great experience and the senior stalwart Nakkasoglu enjoyed a strong final season in Gainesville.

After a record-setting season in 2017-18, Newbauer's offensive system continued to produce impressive results in year two as Florida knocked down 235 three-pointers, the second most

in program history. Florida finished with 200 or more three-pointers for the second straight season, accomplishing the feat in back to back years for just the second time in program history.

Before being named the 10th head coach in Florida women's basketball history back in 2017, Newbauer spent four seasons at Belmont University, taking the Bruins to new heights with back-to-back NCAA Tournament appearances and a 51-15 record over his final two seasons in Nashville.

Newbauer's Belmont teams were known to play an exciting brand of basketball, and his Gator squads have been no exception. In his first two seasons, the Gators have posted the top two marks in program history in terms of three-pointers made including the team record of 249 set during the 2017-18 campaign.

This year's team returns eight core players and welcomes the services of one of the nation's best recruiting classes, highlighted by Lavender Briggs who became the first player in program history to participate in the Jordan Brand All-Star game this past April.

A man of faith, family and community, Newbauer and his staff have made a commitment to giving back as well as holding the Gators to a high standard in academics.

The Gators often frequent local elementary schools, retirement homes and charitable events and in the classroom, Florida has featured four or more players on the SEC Academic Honor Roll in consecutive seasons for just the second time in the last 10 years.

The Fort Wayne, Indiana, native has been a women's basketball assistant coach at Louisville and Georgia and a men's assistant at Siena College, while also working as a director of basketball operations for Georgia's men's team and at Siena.

THE NEWBAUER FILE

Year	Overall	Conference	Finish	Home	Away	Neutral	Postseason
2013-14	14-18	10-6	1st-East	8-4	5-10	1-4	WNIT First Round
2014-15	14-17	11-7	T-4th	6-6	7-9	1-2	none
2015-16	24-9	13-3	2nd	13-0	8-8	3-1	NCAA First Round
2016-17	27-6	16-0	1st	14-1	13-4	0-1	NCAA First Round
2017-18	11-19	3-13	T-11th	7-10	3-7	1-2	none
2018-19	8-23	3-13	T-12th	6-9	1-12	1-2	none
2019-20	10-5	1-1	--	7-2	2-2	1-1	--
Totals	108-97	57-43	1 title	60-32	39-52	8-13	Three postseasons

TIMELINE

- **March 28, 2017 - Present:** University of Florida [Head Coach]
- **May 2013 - March 2017:** Belmont University [Head Coach]
- **2012-13:** University of Louisville [Assistant Coach]
- **2007-12:** University of Georgia [Assistant Coach]
- **2005-07:** University of Georgia, Men's Basketball [Director of Basketball Operations]
- **2004-05:** Siena College, Men's Basketball [Assistant Coach]
- **2003-04:** University of Georgia, Men's Basketball [Graduate Manager]
- **2001-03:** Siena College, Men's Basketball [Director of Basketball Operations]

ADDITIONAL EXPERIENCE

- **2003:** USA Basketball - U.S. Junior National Team at the 2003 Junior World Championships, Greece [Administrative Assistant/Manager]

EDUCATION

- **Bachelor's:** IUPUI Fort Wayne, '01 [Elementary Education]
- **Master's:** University of Georgia, '09 [Recreation and Leisure Studies]

PERSONAL

- **Born:** June 12, 1978, in Fort Wayne, Indiana
- **Hometown:** Fort Wayne, Indiana
- **Family:** married the former Sarah Millender in May of 2011 on the University of Georgia's Herty Field; three young girls, Chloe, Millie and the family's newest addition, Charli Jean.

QUOTING COACH CAM

"We want to be a tough, hard-working group that really cares for each other. We're going to have fun. I want people to get to know us. We will welcome the community and want them to help build a tremendous environment."



2019-20 FLORIDA GATORS WOMEN'S BASKETBALL



#1
KIARA SMITH
5-10 * R-JR * Guard
District Heights, MD



#3
LAVENDER BRIGGS
6-1 * FR * Guard
Provo, Utah



#10
DANIELLE RAINEY
5-10 * R-JR * Guard
Washington, D.C.



#11
EMANUELY DE OLIVEIRA
5-10 * SO * Forward
Criciuma, Brazil



#12
ZADA WILLIAMS
6-2 * R-SR * Forward
Lake Wales, Fla.



#14
KRISTINA MOORE
6-1 * SO * Guard
Sydney, Australia



#15
NINA RICKARDS
5-9 * FR * Guard
Queens, N.Y.



#22
BRYLEE BARTRAM
5-8 * FR * Guard
Tampa, Fla.



#25
FAITH DUT
6-4 * FR * Center
Vancouver, British Columbia



#30
EMER NICHOLS
6-5 * R-SO * Center
Pearland, Texas



#32
ARIEL JOHNSON
5-9 * SO * Guard
Tracy, Calif.



#44
PAIGE ROBINSON
6-4 * SR * Center
London, England



CAMERON NEWBAUER
Head Coach
Third Year at UF; Seventh
Overall



KELLY RAE FINLEY
Associate Head Coach
Third Year at UF



ERIKA LANG-MONTGOMERY
Assistant Coach
First Year at UF



JOHN McCRAY
Assistant Coach
Third Year at UF

#1 KIARA "KIKI" SMITH

RS-JUNIOR | G | 5-10 | DISTRICT HEIGHTS, MD | ASA COLLEGE

2019-20 HIGHLIGHTS

- › Pacing the Gators offensively to open the year; double figures in 12 out of 15 games; top five in SEC in minutes played.
- › Notched 17 points and five assists vs. Vanderbilt; tied a career high with eight free throw attempts.
- › Scoring up from 7.1 ppg in 2018-19 to 13.7 ppg in 2019-20 (93% increase). Led team in scoring eight times this season after doing so only three times last year.
- › Seven games with 15 or more points this season; only three in 2018-19.
- › Posted a career-high 21 points to go with 10 rebounds, notching her second career double-double against Mercer.
- › Constant presence at the point guard position in her first year in Gainesville starting 30 of a possible 31 games and leading the team in assists (3.4) and steals (47).
- › Increased her scoring average by 30 percent from non-conference to conference play and improved her three-point shooting by over 30 percent.
- › Dished out a season-best eight assists in the Gators' victory at Vanderbilt in their regular season finale, picking up just two turnovers.

BREAKDOWN

- › Second season with the Gators after transferring from ASA College (NY) where she spent two seasons, playing only one due to injury.
- › At ASA College she played in 22 of 24 games, starting 21; averaged 16.7 points (led team), 5.0 rebounds, 5.9 assists (led team), 4.8 steals (led team).
- › Rated as the No. 16 player in the country by Prospect Nation at the start of the 2014-15 season.
- › Led Forestville Military Academy to back-to-back Maryland state titles.
- › Sustained ACL injuries in both her junior and senior year of high school.
- › Originally signed with Syracuse out of high school.
- › Big-time jokester.
- › Grew up playing football; Shoe size is a size 5 in kids.
- › Favorite meal is chicken tenders and fries.
- › Represented the Gators at the 2019 SEC Tipoff in Birmingham.
- › Willing passer but can slash and shoot from distance.



HONORS

- › 2016 Maryland 1A State Champion
- › 2015 Maryland 1A State Champion

CAREER STATS

Season	gp-gs	min/avg	Total		3-Point		F-Throws		Rebounds				Scoring							
			fg-fga	pct	fg-fga	pct	ft-fa	pct	off	def	tot	avg	pf	fo	ast	to	blk	stl	pts	avg
2018-19	31-30	1030/33.2	75-236	.318	25-104	.240	46-73	.630	32	110	142	4.6	69	2	105	82	4	47	221	7.1
2019-20	15-15	527/35.1	71-172	.413	18-63	.286	46-67	.687	21	63	84	5.6	21	0	54	45	1	17	206	13.7
TOTAL	46-45	1557/33.8	146-408	.358	43-167	.257	92-140	.657	53	173	226	4.9	90	2	159	127	5	64	427	9.3

2019-20 GAME-BY-GAME STATS

Opponent	Date	gs	min	Total		3-Pointers		Free throws		Rebounds				pf	a	t/o	blk	stl	pts	avg	
				fg-fga	pct	3fg-fga	pct	ft-fa	pct	off	def	tot	avg								
at Grambling St.	11/5/19	*	35	5-14	.357	2-6	.333	4-6	.667	4	4	8	8.0	1	6	1	0	3	16	16.0	
LONGWOOD	11/10/19	*	32	2-9	.222	0-3	.000	5-6	.833	4	5	9	8.5	2	5	1	0	4	9	12.5	
SAMFORD	11/16/19	*	32	7-11	.636	3-4	.750	1-2	.500	1	4	5	7.3	1	5	2	0	2	18	14.3	
PRESBYTERIAN	11/18/19	*	39	3-10	.300	1-6	.167	4-5	.800	1	4	5	6.8	3	2	6	1	0	11	13.5	
INDIANA	11/22/19	*	33	7-17	.412	1-4	.250	3-3	1.000	1	4	5	6.4	2	2	5	0	0	18	14.4	
FLORIDA ST.	11/26/19	*	36	6-17	.353	2-7	.286	0-0	.000	0	5	5	6.2	0	1	1	0	0	14	14.3	
FLORIDA A&M	12/01/19	*	32	4-10	.400	2-4	.500	0-0	.000	0	4	4	5.9	0	6	1	0	0	10	13.7	
at Prairie View	12/05/19	*	35	1-6	.167	0-3	.000	1-6	.167	1	6	7	6.0	3	5	4	0	1	3	12.4	
at Kansas	12/08/19	*	38	5-13	.385	2-6	.333	6-8	.750	1	4	5	5.9	1	2	5	0	0	18	13.0	
MERCER	12/17/19	*	37	6-14	.429	2-8	.250	7-9	.778	4	6	10	6.3	0	5	4	0	1	21	13.8	
vs Xavier	12/20/19	*	35	3-8	.375	1-5	.200	1-2	.500	2	4	6	6.3	2	4	4	0	1	8	13.3	
vs Wake Forest	12/21/19	*	36	5-9	.556	0-2	.000	4-5	.800	0	5	5	6.2	4	3	3	0	0	14	13.3	
DAVIDSON	12/29/19	*	38	6-12	.500	2-3	.667	0-1	.000	0	3	3	5.9	0	2	4	0	4	14	13.4	
at Mississippi St.	01/02/20	*	29	5-10	.500	0-0	.000	5-6	.833	1	2	3	5.7	1	1	3	0	0	15	13.5	
VANDERBILT	01/05/20	*	40	6-12	.500	0-2	.000	5-8	.625	1	3	4	5.6	1	5	1	0	1	17	13.7	
Totals			15	527	71-172	.413	18-63	.286	46-67	.687	21	63	84	5.6	21	54	45	1	17	206	13.7

Games played: 15
 Minutes/game: 35.1
 Points/game: 13.7
 FG Pct: 41.3
 3FG Pct: 28.6
 FT Pct: 68.7

Rebounds/game: 5.6
 Assists/game: 3.6
 Turnovers/game: 3.0
 Assist/turnover ratio: 1.2
 Steals/game: 1.1
 Blocks/game: 0.1

GAME HIGHS

Points	
2019-20	21, vs. Mercer (12/17/19)
Career	21, vs. Mercer (12/17/19)
Rebounds	
2019-20	10, vs. Mercer (12/17/19)
Career	11, vs. Alabama (2/7/19)
Field Goals	
2019-20	7, vs. Samford (11/16/19)
Career	7, vs. Samford (11/16/19)
Field Goal Attempts	
2019-20	17, vs. Indiana (11/22/19)
Career	17, vs. Indiana (11/22/19)
3-Point Field Goals	
2019-20	3, vs. Samford (11/16/19)
Career	4, vs. Arkansas (1/27/19)
3-Point FG Attempts	
2019-20	8, vs. Mercer (12/17/19)
Career	8 (2X), Last vs. Mercer (12/17/19)
Free Throws	
2019-20	6, at Kansas (12/8/19)
Career	6, at Kansas (12/8/19)
Free Throw Attempts	
2019-20	8 (2X), last vs. Vanderbilt (1/5/20)
Career	8 (3X), last vs. Vanderbilt (1/5/20)
Assists	
2019-20	6 (2X), Last vs. Florida A&M (12/1/19)
Career	7, vs. UNLV (12/21/18)
Steals	
2019-20	4 (2X), Last vs. Davidson (12/29/19)
Career	4 (3X), Last vs. Longwood (11/10/19)
Blocked Shots	
2019-20	--
Career	2, at Mercer (11/15/18)
Minutes Played	
2019-20	40, vs. Vanderbilt (1/5/20)
Career	41, vs. Northwestern (11/18/18)
Double Figure Scoring Games	
2019-20	12
Career	23
Double Figure Rebounding Games	
2019-20	1
Career	4
Double-Doubles	
2019-20	1
Career	2

#3 LAVENDER BRIGGS

FRESHMAN | G | 6-1 | PROVO, UTAH | PROVO HS

2019-20 HIGHLIGHTS

- › Scored 10 or more points in 13 of first 14 games of career, first Gator to accomplish this feat through records dating back to the 1986-87 season.
- › Her 13-straight games with 10 or more points run is the longest streak by a UF player since the 2005-06 season (Brittany Davis, 13).
- › Her 14.3 points per game average is the highest by a UF rookie through their first 14 games since 1991-92 season (Merlakia Jones, 15.7)
- › Exploded for a career-high 23 points vs. Wake Forest (19 in the first half).
- › Team-high four double-doubles this season; one of three SEC freshmen with at least four.
- › Leads all SEC freshmen in scoring.
- › Finished her senior season with averages of 32.2 points (a state record).
- › Became the first Florida women's basketball player ever to play in the Jordan Brand Classic (2019).
- › Member of the 2018-19 All-USA Utah First Team; Tabbed a 5-star recruit by ESPN.
- › Her 1,908 career points scored were the second most in state history.

- › Broke the state of Utah's record of points scored in a single game (53) which included a 32-point half which is also a state record.
- › 2019 McDonald's All-American Game nominee.
- › Guided Provo to a trip to the Class 5A state quarterfinals in 2019.

BREAKDOWN

- › Native of Provo, Utah.
- › Born in Newburgh, N.Y. and lived there before moving to Utah at age 7.
- › Was coached by her mom and often played up several grade levels growing up.
- › Huge fan of the NBA.
- › Favorite food to eat before games are pickles.
- › Loves playing Fortnite.
- › Big fan of wolves.
- › Favorite pair of shoes are the Jordan IV's.
- › Gifted scorer with great court presence and awareness



HONORS

- › Played in the 2019 Jordan Brand Classic
- › 2019 McDonald's All-American Game nominee

CAREER STATS

Season	gp-gs	min/avg	Total		3-Point		F-Throws		Rebounds					Scoring						
			fg-fga	pct	fg-fga	pct	ft-fa	pct	off	def	tot	avg	pf	fo	ast	to	blk	stl	pts	avg
2019-20	14-14	499/35.6	81-212	.382	22-63	.349	16-29	.552	22	64	86	6.1	21	0	29	43	6	17	200	14.3
TOTAL	14-14	499/35.6	81-212	.382	22-63	.349	16-29	.552	22	64	86	6.1	21	0	29	43	6	17	200	14.3

2019-20 GAME-BY-GAME STATS

Opponent	Date	gs	min	Total		3-Pointers		Free throws		Rebounds					pts	avg					
				fg-fga	pct	3fg-fga	pct	ft-fa	pct	off	def	tot	avg	pf			a	t/o	blk	stl	
at Grambling St.	11/5/19	*	33	3-9	.333	0-2	.000	0-0	.000	0	1	1	1.0	1	8	3	0	1	6	6.0	
LONGWOOD	11/10/19	*	38	6-14	.429	1-4	.250	3-6	.500	4	6	10	5.5	2	2	6	1	2	16	11.0	
SAMFORD	11/16/19	*	34	7-16	.438	5-6	.833	0-0	.000	2	8	10	7.0	2	4	5	1	1	19	13.7	
PRESBYTERIAN	11/18/19	*	36	4-12	.333	2-7	.286	1-2	.500	0	4	4	6.3	2	1	5	0	1	11	13.0	
FLORIDA ST.	11/26/19	*	35	4-17	.235	2-8	.250	0-0	.000	1	4	5	6.0	2	1	2	0	1	10	12.4	
FLORIDA A&M	12/01/19	*	35	5-17	.294	2-4	.500	5-7	.714	3	7	10	6.7	2	1	4	0	2	17	13.2	
at Prairie View	12/05/19	*	38	7-15	.467	1-6	.167	0-0	.000	0	5	5	6.4	2	1	3	2	1	15	13.4	
at Kansas	12/08/19	*	35	6-14	.429	0-4	.000	0-0	.000	2	3	5	6.3	2	3	2	0	3	12	13.3	
MERCER	12/17/19	*	38	4-8	.500	0-0	.000	2-2	1.000	5	6	11	6.8	0	1	5	0	2	10	12.9	
vs Xavier	12/20/19	*	34	6-14	.429	2-3	.667	0-1	.000	1	8	9	7.0	0	2	3	0	2	14	13.0	
vs Wake Forest	12/21/19	*	38	10-20	.500	3-9	.333	0-0	.000	1	2	3	6.6	1	1	0	1	1	23	13.9	
DAVIDSON	12/29/19	*	31	5-21	.238	1-4	.250	2-4	.500	2	6	8	6.8	1	0	1	1	0	13	13.8	
at Mississippi St.	01/02/20	*	34	6-16	.375	1-2	.500	2-4	.500	1	2	3	6.5	1	2	1	0	0	15	13.9	
VANDERBILT	01/05/20	*	40	8-19	.421	2-4	.500	1-3	.333	0	2	2	6.1	3	2	3	0	0	19	14.3	
Totals			14	499	81-212	.382	22-63	.349	16-29	.552	22	64	86	6.1	21	29	43	6	17	200	14.3

Games played: 14
 Minutes/game: 35.6
 Points/game: 14.3
 FG Pct: 38.2
 3FG Pct: 34.9
 FT Pct: 55.2

Rebounds/game: 6.1
 Assists/game: 2.1
 Turnovers/game: 3.1
 Assist/turnover ratio: 0.7
 Steals/game: 1.2
 Blocks/game: 0.4

GAME HIGHS

Points	
2019-20	23, vs. Wake Forest (12/21/19)
Career	Same
Rebounds	
2019-20	11, vs. Mercer (12/17/19)
Career	Same
Field Goals	
2019-20	10, vs. Wake Forest (12/21/19)
Career	Same
Field Goal Attempts	
2019-20	21, vs. Davidson (12/29/19)
Career	Same
3-Point Field Goals	
2019-20	5, vs. Samford (11/16/19)
Career	Same
3-Point FG Attempts	
2019-20	9, vs. Wake Forest (12/21/19)
Career	Same
Free Throws	
2019-20	5, vs. Florida A&M (12/1/19)
Career	Same
Free Throw Attempts	
2019-20	7, vs. Florida A&M (12/1/19)
Career	Same
Assists	
2019-20	8, at Grambling St. (11/5/19)
Career	Same
Steals	
2019-20	3, at Kansas (12/8/19)
Career	Same
Blocked Shots	
2019-20	2, at Prairie View A&M (12/5/19)
Career	Same
Minutes Played	
2019-20	40, vs. Vanderbilt (1/5/20)
Career	Same
Double Figure Scoring Games	
2019-20	13
Career	Same
Double Figure Rebounding Games	
2019-20	4
Career	Same
Double-Doubles	
2019-20	4
Career	Same

#10 DANIELLE RAINEY

RS-JUNIOR | G | 5-10 | WASHINGTON, D.C. | TCU

2019-20 HIGHLIGHTS

- › Sustained an ACL injury during a closed-door scrimmage, expected to miss season due to injury. Had successful surgery on Nov. 20 and has started rehab process.
- › After joining the Gators at semester, Rainey emerged as one of Florida's go-to scorers and most reliable shooters in 2018-19.
- › Her 9.5 points per game average was the second-highest on the team during SEC play and she scored in double figures seven times in conference action.
- › Transferred in from TCU where she spent her freshman season and half of her sophomore campaign.
- › Finished the season averaging 8.2 points, 3.3 rebounds and 1.1 assists.
- › Earned nine starts and appeared in all 22 games she was eligible for.
- › Registered seven double-figure scoring games, all coming during SEC play.
- › Knocked down multiple three-pointers in nine games and made at least one trey in 15 games.
- › Finished with 28 three-pointers, the third most on the team, despite playing in only 22 games.

- › Scored her first points as a Gator at Ohio State.
- › Knocked down a season-best five triples vs. Missouri, finishing with 15.
- › Poured in season-best 20 points at Kentucky, draining seven of her 10 shots.
- › Picked up her first career double-double in UF's narrow loss to Arkansas (17 points, 10 rebounds).
- › Scored all 17 of her points vs. Texas A&M in the second half.

BREAKDOWN


- › Native of Washington, D.C.
- › Played high school basketball in Texas.
- › Loves pecans.
- › Collects basketball and baseball cards.
- › Has to have a Hershey bar before each game.
- › Favorite class is Mental Health and Illness.
- › Gifted athlete with natural ability to score; can heat up quickly.

CAREER STATS

Season	gp-gs	min/avg	Total		3-Point		F-Throws			Rebounds				Scoring						
			fg-fga	pct	fg-fga	pct	ft-fta	pct	off	def	tot	avg	pf	fo	ast	to	blk	stl	pts	avg
2016-17*	11-0	55/5.0	6-14	.429	3-8	.375	4-6	.667	0	7	7	0.6	3	0	2	3	1	9	19	1.7
2018-19	22-9	526/23.9	64-208	.308	28-112	.250	24-40	.600	14	58	72	3.3	29	1	24	41	2	11	180	8.2
TOTAL	22-9	526/23.9	64-208	.308	28-112	.250	24-40	.600	14	58	72	3.3	29	1	24	41	2	11	180	8.2
All*	33-9	581/17.6	70-222	.315	31-120	.258	28-46	.609	14	65	79	2.4	32	1	26	44	3	20	199	6.0

* Statistics from prior team/school

2019-20 GAME-BY-GAME STATS



HONORS

- › SEC Winter Academic Honor Roll 2018-19
- › TABC and TGCA Class 5A All-State First Team (2016)

GAME HIGHS

Points	
2019-20	--
Career	20, at Kentucky (2/3/19)
Rebounds	
2019-20	--
Career	11, vs. Arkansas (1/27/19)
Field Goals	
2019-20	--
Career	7 (2x) last at Kentucky (2/3/19)
Field Goal Attempts	
2019-20	--
Career	19, vs. Arkansas (1/27/19)
3-Point Field Goals	
2019-20	--
Career	5, vs. Missouri (1/13/19)
3-Point FG Attempts	
2019-20	--
Career	11, vs. Arkansas (1/27/19)
Free Throws	
2019-20	--
Career	5, at Ole Miss (1/20/19)
Free Throw Attempts	
2019-20	--
Career	9, at Ole Miss (1/20/19)
Assists	
2019-20	--
Career	3 (3X), Last vs. Texas A&M (2/25/19)
Steals	
2019-20	--
Career	2, at Ole Miss (1/20/19)
Blocked Shots	
2019-20	--
Career	1, (2x) last at Kentucky (2/3/19)
Minutes Played	
2019-20	--
Career	35, vs. Alabama (2/3/19)
Double Figure Scoring Games	
2019-20	--
Career	7
Double Figure Rebounding Games	
2019-20	--
Career	1
Double-Doubles	
2019-20	--
Career	1
Games with 20+ Points:	1 career

#11 EMANUELY DE OLIVEIRA

SOPHOMORE | F | 5-10 | CRICIUMA, BRAZIL | WASATCH ACADEMY


2019-20 HIGHLIGHTS

- › Made season debut at Prairie View A&M on Dec. 5; missed first eight games recovering from knee ailment.
- › Appeared in five games so far this season; minutes have increased over last two.
- › Scored six points and grabbed four rebounds vs. Vandy; helped lead comeback.
- › Logged a season-high 19 minutes of action at No. 15 Mississippi State.
- › Enjoyed a solid all-around rookie season with the Gators, appearing in all 31 contests and earning starting nods in the final 11.
- › One of four players to appear in all 31 games last season.
- › Finished in double figures twice in her freshman campaign, including a season-best 11 on the road at Georgia.
- › Finished the season averaging 3.8 points, 2.5 rebounds and 0.5 assists per game.
- › Shot .284 from three-point range, the third-best mark in the squad.
- › Knocked down 21 three-pointers, the fifth-most on the team.

- › Notched her first double-figure scoring game with a 10 points in Florida's win over Texas Tech.
- › Scored season-best 11 points at Georgia, connecting on a season-best three 3-pointers.
- › Added five points and a season-best six boards in UF's SEC Tournament win over Ole Miss.

BREAKDOWN

- › Goes by Manu (muhh-NEW).
- › Native of Criciúma, Brazil.
- › Born in Brazil, but moved to Utah to play her prep basketball.
- › Won a South American Championships gold medal with the U15 Brazilian team, and a silver medal in the U16 Americas Championships in 2015 to qualify her country for the U17 Worlds.
- › Talented musician; can play guitar and piano. Father is a conductor.
- › Favorite food is chicken hearts.
- › Unofficial leader in charges taken (loves taking charges).
- › Hybrid guard/forward who can impact the game in a multitude of ways.



HONORS

- › 2018 2A First Team All-State
- › USA Today 2nd-team Utah in 2018

CAREER STATS

Season	gp-gs	min/avg	Total		3-Point		F-Throws		Rebounds				Scoring							
			fg-fga	pct	fg-fga	pct	ft-fa	pct	off	def	tot	avg	pf	fo	ast	to	blk	stl	pts	avg
2018-19	31-11	480/15.5	40-132	.303	21-74	.284	16-18	.889	28	48	76	2.5	48	0	14	29	0	13	117	3.8
2019-20	5-0	38/7.6	4-8	.500	1-3	.333	1-2	.500	0	9	9	1.8	4	0	0	0	1	0	10	2.0
TOTAL	36-11	518/14.4	44-140	.314	22-77	.286	17-20	.850	28	57	85	2.4	52	0	14	29	1	13	127	3.5

2019-20 GAME-BY-GAME STATS

Opponent	Date	gs	min	Total		3-Pointers		Free throws		Rebounds				pf	a	t/o	blk	stl	pts	avg
				fg-fga	pct	3fg-fga	pct	ft-fa	pct	off	def	tot	avg							
at Prairie View	12/05/19	0	0-0	.000	0-0	.000	0-0	.000	0	1	1	1.0	0	0	0	0	0	0	0	0.0
at Kansas	12/08/19	3	0-0	.000	0-0	.000	0-0	.000	0	2	2	1.5	1	0	0	0	0	0	0.0	
MERCER	12/17/19	4	0-2	.000	0-0	.000	0-0	.000	0	0	0	1.0	0	0	0	0	0	0	0.0	
at Mississippi St.	01/02/20	20	2-4	.500	0-2	.000	0-0	.000	0	2	2	1.3	1	0	0	0	0	4	1.0	
VANDERBILT	01/05/20	11	2-2	1.000	1-1	1.000	1-2	.500	0	4	4	1.8	2	0	0	1	0	6	2.0	
Totals		0	38	4-8	.500	1-3	.333	1-2	.500	0	9	9	1.8	4	0	0	1	0	10	2.0

Games played: 5
 Minutes/game: 7.6
 Points/game: 2.0
 FG Pct: 50.0
 3FG Pct: 33.3
 FT Pct: 50.0

Rebounds/game: 1.8
 Blocks/game: 0.2

GAME HIGHS

Points	2019-20	6, vs. Vanderbilt (1/5/20)
Career	11, at Georgia (2/10/19)	
Rebounds	2019-20	4, vs. Vanderbilt (1/5/20)
Career	5, vs. Bethune-Cookman (12/5/18)	
Field Goals	2019-20	2 (2x), Last vs. Vanderbilt (1/5/20)
Career	4, vs. Texas Tech (12/2/18)	
Field Goal Attempts	2019-20	4, at Mississippi St. (1/2/20)
Career	9 (2x), last vs. Florida A&M (12/9/18)	
3-Point Field Goals	2019-20	1, vs. Vanderbilt (1/5/20)
Career	3, at Georgia (2/10/19)	
3-Point FG Attempts	2019-20	1, vs. Vanderbilt (1/5/20)
Career	5, at Georgia (2/10/19)	
Free Throws	2019-20	1, vs. Vanderbilt (1/5/20)
Career	3, vs. Florida A&M (12/9/18)	
Free Throw Attempts	2019-20	2, vs. Vanderbilt (1/5/20)
Career	3, vs. Florida A&M (12/9/18)	
Assists	2019-20	--
Career	3, vs. Auburn (1/6/19)	
Steals	2019-20	--
Career	4, vs. Florida A&M (12/9/18)	
Blocked Shots	2019-20	1, vs. Vanderbilt (1/5/20)
Career	1, vs. Vanderbilt (1/5/20)	
Minutes Played	2019-20	19, at Mississippi St. (1/2/20)
Career	24, at LSU (2/21/19)	
Double Figure Scoring Games	2019-20	--
Career	2	
Double Figure Rebounding Games	2019-20	--
Career	--	
Double-Doubles	2019-20	--
Career	--	

#12 ZADA WILLIAMS

RS-SENIOR | F | 6-2 | BAPSON PARK, FL | MIAMI

2019-20 HIGHLIGHTS

- › Leading team with .617 field goal percentage; 4th in SEC.
- › Pacing team in rebounding (8.3 pg) and offensive rebounds (3.5 pg)
- › Career-high 25 points vs. Xavier.
- › Helped will UF to come-from-behind win at Prairie View A&M with 16 points.
- › Set new career high in rebounds (19) vs. FAMU, posting second-straight double-double.
- › Her 19 rebounds vs. FAMU were the most by a Gator since 2002 (Hayden vs. Arkansas 12/21/02).
- › Showed out in 2019-20 debut with 16 points and five boards in win at Grambling.
- › After sitting out all of the 2017-18 season due to NCAA transfer rules, was a consistent contributor for Florida's front court in 2018-19.
- › Transferred in from University of Miami where she spent her first two seasons of eligibility.
- › Finished the 2018-19 season averaging 8.0 points, 4.8 rebounds and 0.6 assists.

BREAKDOWN

- › Received her bachelor's degree in African American studies at summer commencement in 2019.
- › Hails from Lake Wales, Fla.
- › Played on a chess team in elementary and middle school.
- › Four-sport athlete in high school.
- › Her father, Kindreek, is a teacher and her mother, Andrea, is a guidance counselor.
- › Placed sixth in the shot put at the state meet while at Lake Wales.
- › A four-year volleyball middle blocker and two-year captain at Lake Wales.
- › If she had her own talk show her first three guests would be LeBron James, Oprah and her mom.
- › Favorite off day activity is laying in her bed and resting.
- › Favorite scary movie is Jeepers Creepers.
- › Talented post player with great touch around the rim.



HONORS

- › Named 2015 FABC/Source Hoops 6A Second Team All-State
- › McDonald's All-American Game Nominee

CAREER STATS

Season	gp-gs	min/avg	Total		3-Point		F-Throws		Rebounds				Scoring							
			fg-fga	pct	fg-fga	pct	ft-fa	pct	off	def	tot	avg	pf	fo	ast	to	blk	stl	pts	avg
2015-16*	21-0	105/5.0	16-33	.485	0-0	.000	6-16	.375	16	18	34	1.6	14	0	6	5	1	7	38	1.8
2016-17*	14-0	47/3.4	8-10	.800	0-0	.000	3-4	.750	4	9	13	0.9	4	0	0	3	2	1	19	1.4
2018-19	31-13	775/25.0	108-227	.476	3-14	.214	28-61	.459	63	87	150	4.8	62	3	19	36	9	24	247	8.0
2019-20	15-15	381/25.4	74-120	.617	0-0	.000	19-50	.380	53	72	125	8.3	27	0	6	11	4	11	167	11.1
TOTAL	46-28	1156/25.1	182-347	.524	3-14	.214	47-111	.423	116	159	275	6.0	89	3	25	47	13	35	414	9.0
All*	81-28	1308/16.1	206-390	.528	3-14	.214	56-131	.427	136	186	322	4.0	107	3	31	55	16	43	471	5.8

2019-20 GAME-BY-GAME STATS

Opponent	Date	gs	min	Total		3-Pointers		Free throws		Rebounds				pf	a	t/o	blk	stl	pts	avg	
				fg-fga	pct	3fg-fga	pct	ft-fa	pct	off	def	tot	avg								
at Grambling St.	11/5/19	*	22	7-10	.700	0-0	.000	2-6	.333	3	2	5	5.0	2	0	1	0	1	16	16.0	
LONGWOOD	11/10/19	*	22	6-9	.667	0-0	.000	1-2	.500	7	2	9	7.0	2	0	1	0	1	13	14.5	
SAMFORD	11/16/19	*	14	3-3	1.000	0-0	.000	1-2	.500	0	4	4	6.0	0	0	1	1	0	7	12.0	
PRESBYTERIAN	11/18/19	*	30	5-7	.714	0-0	.000	0-5	.000	1	8	9	6.8	1	2	0	1	1	10	11.5	
INDIANA	11/22/19	*	29	1-5	.200	0-0	.000	0-0	.000	2	5	7	6.8	1	2	1	0	0	2	9.6	
FLORIDA ST.	11/26/19	*	28	5-12	.417	0-0	.000	2-4	.500	5	6	11	7.5	3	0	0	0	0	12	10.0	
FLORIDA A&M	12/01/19	*	25	11-13	.846	0-0	.000	0-2	.000	8	11	19	9.1	2	1	2	1	2	22	11.7	
at Prairie View	12/05/19	*	29	7-11	.636	0-0	.000	2-4	.500	2	4	6	8.8	2	0	1	0	0	16	12.3	
at Kansas	12/08/19	*	23	5-9	.556	0-0	.000	2-4	.500	5	2	7	8.6	3	0	0	0	1	12	12.2	
MERCER	12/17/19	*	18	2-2	1.000	0-0	.000	1-2	.500	2	2	4	8.1	1	0	0	0	0	5	11.5	
vs Xavier	12/20/19	*	30	11-18	.611	0-0	.000	3-7	.429	4	3	7	8.0	4	1	0	1	0	25	12.7	
vs Wake Forest	12/21/19	*	34	5-6	.833	0-0	.000	0-2	.000	3	2	5	7.8	0	0	1	0	1	10	12.5	
DAVIDSON	12/29/19	*	31	0-1	.000	0-0	.000	3-6	.500	4	11	15	8.3	1	0	1	0	1	3	11.8	
at Mississippi St.	01/02/20	*	16	1-6	.167	0-0	.000	2-4	.500	4	2	6	8.1	3	0	1	0	1	4	11.2	
VANDERBILT	01/05/20	*	30	5-8	.625	0-0	.000	0-0	.000	3	8	11	8.3	2	0	1	0	2	10	11.1	
TOTALS			15	381	74-120	.617	0-0	.000	19-50	.380	53	72	125	8.3	27	6	11	4	11	167	11.1

Games played: 15
 Minutes/game: 25.4
 Points/game: 11.1
 FG Pct: 61.7
 FT Pct: 38.0

Rebounds/game: 8.3
 Assists/game: 0.4
 Turnovers/game: 0.7
 Assist/turnover ratio: 0.5
 Steals/game: 0.7
 Blocks/game: 0.3

GAME HIGHS

Points	2019-20	25, vs. Xavier (12/20/19)
Career	25, vs. Xavier (12/20/19)	
Rebounds	2019-20	19, vs. Florida A&M (12/1/19)
Career	19, vs. Florida A&M (12/1/19)	
Field Goals	2019-20	11 (2X), Last vs. Xavier (12/20/19)
Career	11 (2X), Last vs. Xavier (12/20/19)	
Field Goal Attempts	2019-20	18, vs. Xavier (12/20/19)
Career	18, vs. Xavier (12/20/19)	
3-Point Field Goals	2019-20	--
Career	1, (3X) last vs. Bethune-Cookman (12/5/18)	
3-Point FG Attempts	2019-20	--
Career	2, at Florida State (11/11/18)	
Free Throws	2019-20	3, vs. Xavier (12/20/19)
Career	4, vs. Charleston So. (12/30/18)	
Free Throw Attempts	2019-20	7, vs. Xavier (12/20/19)
Career	7, vs. Xavier (12/20/19)	
Assists	2019-20	2 (2X), last vs. Indiana (11/22/19)
Career	3, vs. Texas Tech (12/2/18)	
Steals	2019-20 UF	2 (2X), Last vs. Vanderbilt (1/5/20)
Career	3 (3X), Last vs. Texas A&M (2/25/19)	
Blocked Shots	2019-20 UF	1 (5X), Last vs. Xavier (12/20/19)
Career	2 (2x), Last vs. Georgia (2/28/19)	
Minutes Played	2019-20	34, vs. Wake Forest (12/21/19)
Career	34, vs. Wake Forest (12/21/19)	
Double Figure Scoring Games	2019-20	10
Career	21	
Double Figure Rebounding Games	2019-20	4
Career	6	
Double-Doubles	2019-20	3
Career	4	

#14 KRISTINA MOORE

SOPHOMORE | G | 6-1 | SYDNEY, AUSTRALIA | ABBOTSLEIGH SCHOOL

2019-20 HIGHLIGHTS

- › After missing the final 11 games of the 2018-19 campaign due to an arm injury, she's started UF's first 15 games this season.
- › Converted all six of her free throw attempts vs. Vanderbilt (career highs in both).
- › Dropped 10 points on 4-of-7 shooting from the floor vs. Wake Forest.
- › Playing on her birthday vs. Mercer, she scored nine points knocking down a career-best three 3-pointers all in the opening six minutes of play.
- › Seven or more points in 11 of 15 games to open the year; consistent player.
- › Scored UF's first basket in five games.
- › Hauled in a career-best eight rebounds in UF's win over Longwood.
- › Was a fixture at the forward position in year one with Florida, starting all 20 games before seeing her season cut short due to an arm injury.
- › Moore compiled three double figure scoring games for the Gators in 2018-19 and led all freshman in games started and minutes per game.
- › Tabbed to First-Year SEC Academic Honor Roll.

› Finished with season averages of 4.9 points, 2.3 rebounds and 0.5 assists.

BREAKDOWN

- › The Australian import is in her second season with the Gators.
- › Multi-sport athlete; also throws discus at Florida.
- › Threw the discus at five meets; finished 11th at SEC Outdoor Championships.
- › Father and brother were rugby players in Australia.
- › Favorite home cooked meal is lasagna.
- › Favorite TV shows are the Office and Friends.
- › Enjoys the music of Fleetwood Mac.
- › Loves Belgian Waffles.
- › If she had a talk show her first three guests would be Margot Robbie, Jim Carrey and Leonardo DiCaprio.
- › Provides tremendous versatility at the guard position. Stretches the floor and can create going towards the basket.



HONORS

- › 2016 Abbotsleigh Sportswoman of the Year
- › First-Year SEC Academic Honor Roll

CAREER STATS

Season	gp-gs	min/avg	Total		3-Point		F-Throws		Rebounds				Scoring							
			fg-fga	pct	fg-fga	pct	ft-fa	pct	off	def	tot	avg	pf	fo	ast	to	blk	stl	pts	avg
2018-19	20-20	427/21.4	33-99	.333	12-51	.235	19-32	.594	16	29	45	2.3	44	1	11	34	5	6	97	4.9
2019-20	15-15	392/26.1	40-105	.381	14-48	.292	14-19	.737	19	49	68	4.5	38	1	16	39	4	16	108	7.2
TOTAL	35-35	819/23.4	73-204	.358	26-99	.263	33-51	.647	35	78	113	3.2	82	2	27	73	9	22	205	5.9

2019-20 GAME-BY-GAME STATS

Opponent	Date	gs	min	Total		3-Pointers		Free throws		Rebounds				pf	a	t/o	blk	stl	pts	avg	
				fg-fga	pct	3fg-fga	pct	ft-fa	pct	off	def	tot	avg								
at Grambling St.	11/5/19	*	25	3-9	.333	0-2	.000	1-2	.500	4	3	7	7.0	0	0	1	0	4	7	7.0	
LONGWOOD	11/10/19	*	27	2-8	.250	2-6	.333	0-0	.000	2	6	8	7.5	1	1	5	0	0	6	6.5	
SAMFORD	11/16/19	*	27	4-7	.571	2-5	.400	1-2	.500	0	5	5	6.7	4	3	3	1	0	11	8.0	
PRESBYTERIAN	11/18/19	*	17	4-5	.800	0-0	.000	0-0	.000	2	0	2	5.5	1	0	1	0	1	8	8.0	
INDIANA	11/22/19	*	24	3-6	.500	1-3	.333	1-2	.500	1	2	3	5.0	2	0	5	0	2	8	8.0	
FLORIDA ST.	11/26/19	*	30	3-8	.375	0-2	.000	1-1	1.000	1	2	3	4.7	3	1	1	0	1	7	7.8	
FLORIDA A&M	12/01/19	*	26	4-9	.444	1-4	.250	0-0	.000	2	4	6	4.9	2	2	1	0	1	9	8.0	
at Prairie View	12/05/19	*	28	0-4	.000	0-2	.000	0-0	.000	1	5	6	5.0	4	0	3	0	0	0	7.0	
at Kansas	12/08/19	*	27	3-7	.429	1-3	.333	0-1	.000	0	5	5	5.0	5	1	1	2	2	7	7.0	
MERCER	12/17/19	*	16	3-7	.429	3-5	.600	0-0	.000	2	3	5	5.0	4	0	3	0	0	9	7.2	
vs Xavier	12/20/19	*	28	2-8	.250	0-3	.000	0-0	.000	1	3	4	4.9	2	4	3	0	1	4	6.9	
vs Wake Forest	12/21/19	*	36	4-7	.571	2-2	1.000	0-0	.000	0	4	4	4.8	3	3	1	0	0	10	7.2	
DAVIDSON	12/29/19	*	28	3-6	.500	0-2	.000	3-3	1.000	1	2	3	4.7	2	1	3	0	1	9	7.3	
at Mississippi St.	01/02/20	*	24	2-10	.200	2-7	.286	1-2	.500	2	2	4	4.6	2	0	8	1	1	7	7.3	
VANDERBILT	01/05/20	*	29	0-4	.000	0-2	.000	6-6	1.000	0	3	3	4.5	3	0	0	0	2	6	7.2	
Totals			15	392	40-105	.381	14-48	.292	14-19	.737	19	49	68	4.5	38	16	39	4	16	108	7.2

Games played: 15
 Minutes/game: 26.1
 Points/game: 7.2
 FG Pct: 38.1
 3FG Pct: 29.2
 FT Pct: 73.7

Rebounds/game: 4.5
 Assists/game: 1.1
 Turnovers/game: 2.6
 Assist/turnover ratio: 0.4
 Steals/game: 1.1
 Blocks/game: 0.3

GAME HIGHS

Points	
2019-20	11, vs. Samford (11/16/19)
Career	12, vs. Utah (12/20/18)
Rebounds	
2019-20	8, vs. Longwood (11/10/19)
Career	8, vs. Longwood (11/10/19)
Field Goals	
2019-20	4 (3X), last vs. Florida A&M (12/1/19)
Career	4 (3X), last vs. Florida A&M (12/1/19)
Field Goal Attempts	
2019-20	9 (2X), last vs. Florida A&M (12/1/19)
Career	9 (3X), last vs. Florida A&M (12/1/19)
3-Point Field Goals	
2019-20	3, vs. Mercer (12/17/19)
Career	3, vs. Mercer (12/17/19)
3-Point FG Attempts	
2019-20	7, at Mississippi St. (1/2/20)
Career	7, at Mississippi St. (1/2/20)
Free Throws	
2019-20	6, vs. Vanderbilt (1/5/20)
Career	6, vs. Vanderbilt (1/5/20)
Free Throw Attempts	
2019-20	6, vs. Vanderbilt (1/5/20)
Career	6, vs. Vanderbilt (1/5/20)
Assists	
2019-20	4, vs. Xavier (12/20/19)
Career	4, vs. Xavier (12/20/19)
Steals	
2019-20	4, at Grambling St. (11/5/19)
Career	4, at Grambling St. (11/5/19)
Blocked Shots	
2019-20	1 (2X), Last at Mississippi St. (1/2/20)
Career	2, vs. Gardner-Webb (11/6/18)
Minutes	
2019-20	36, vs. Wake Forest (12/21/19)
Career	36, vs. Wake Forest (12/21/19)
Double Figure Scoring Games	
2019-20	2
Career	5
Double Figure Rebounding Games	
2019-20	--
Career	--
Double-Doubles	
2019-20	--
Career	--

#15 NINA RICKARDS

FRESHMAN | G | 5-9 | QUEENS, NY | CHRIST THE KING HS

2019-20 HIGHLIGHTS

- › Cracked starting lineup in last 6 games.
- › 6.0 ppg, .408 FG% coming off bench but just 2.0 ppg, .172 FG% in games started.
- › Made first career start vs. Mercer, attempted career-high 12 field goals.
- › Racked up a career-best five steals at Kansas.
- › Hauled in game-high 12 rebounds vs. Longwood.
- › Registered 10 points in collegiate debut at Grambling St.
- › Standout at Christ the King High School; won consecutive Catholic School state titles.
- › No. 20 guard prospect and 4-star recruit on ESPN's Class of 2019 rankings.
- › ESPN HoopGurlz top 100 player.
- › 2019 McDonald's All-American Game nominee.
- › Tabbed to NYSSWA all-state team following her senior campaign.
- › As a junior, she played a pivotal role in the Royals' 29-1 season in which they rose all the way to No. 1 in the nation in the USA Today Sports rankings.

› Christ the King is quite the basketball pipeline having produced the likes of Lamar Odom, Sue Bird, Chamique Holdsclaw, Tina Charles and former Gator men's basketball player, Irving Walker.

BREAKDOWN

- › Native of Queens, N.Y.
- › Wears No. 15 to honor her late high school assistant coach Clare Drosch who passed away after a six-year battle with cancer in May of 2018.
- › Drosch was one of the best players Christ the King history and went on to lead Boston College to four-straight NCAA Tournament appearances, including two Sweet Sixteens.
- › Rickards was the last player to wear No. 15 at Christ the King before it was retired.
- › Loves snacking on green olives.
- › Enjoys playing Fortnite.
- › Favorite memory of high school basketball was winning the state federation championship as a senior.
- › Strong guard who has a crafty offensive arsenal and strong mid-range j.



HONORS

- › 2019 NYSSWA All-State
- › McDonald's All-American Game nominee

CAREER STATS

Season	gp-gs	min/avg	fg-fga	pct	fg-fga	pct	ft-fta	pct	off	def	tot	avg	pf	fo	ast	to	blk	stl	pts	avg
2019-20	15-6	338/22.5	25-78	.321	5-19	.263	11-17	.647	30	38	68	4.5	19	0	18	30	3	15	66	4.4
TOTAL	15-6	338/22.5	25-78	.321	5-19	.263	11-17	.647	30	38	68	4.5	19	0	18	30	3	15	66	4.4

2019-20 GAME-BY-GAME STATS

Opponent	Date	gs	min	Total		3-Pointers		Free throws		Rebounds					pts	avg					
				fg-fga	pct	3fg-fga	pct	ft-fta	pct	off	def	tot	avg	pf			a	t/o	blk	stl	
at Grambling St.	11/5/19		25	4-8	.500	0-1	.000	2-2	1.000	4	1	5	5.0	1	2	1	0	3	10	10.0	
LONGWOOD	11/10/19		22	2-3	.667	0-0	.000	5-7	.714	4	8	12	8.5	3	0	0	1	0	9	9.5	
SAMFORD	11/16/19		23	1-6	.167	0-2	.000	0-0	.000	1	3	4	7.0	1	5	0	0	0	2	7.0	
PRESBYTERIAN	11/18/19		30	2-4	.500	0-0	.000	3-4	.750	3	5	8	7.3	3	0	5	0	1	7	7.0	
INDIANA	11/22/19		30	2-7	.286	1-1	1.000	0-0	.000	4	1	5	6.8	1	1	2	0	0	5	6.6	
FLORIDA ST.	11/26/19		22	0-2	.000	0-0	.000	0-0	.000	1	3	4	6.3	0	1	0	1	0	0	5.5	
FLORIDA A&M	12/01/19		24	4-7	.571	0-1	.000	0-0	.000	0	3	3	5.9	2	1	2	1	3	8	5.9	
at Prairie View	12/05/19		22	2-3	.667	1-1	1.000	0-0	.000	0	3	3	5.5	0	0	2	0	1	5	5.8	
at Kansas	12/08/19		25	3-9	.333	1-2	.500	1-2	.500	1	3	4	5.3	1	0	2	0	5	8	6.0	
MERCER	12/17/19	*	24	2-12	.167	1-6	.167	0-0	.000	3	2	5	5.3	0	0	4	0	1	5	5.9	
vs Xavier	12/20/19	*	24	2-4	.500	1-2	.500	0-0	.000	2	3	5	5.3	2	5	2	0	0	5	5.8	
vs Wake Forest	12/21/19	*	24	0-3	.000	0-1	.000	0-0	.000	2	1	3	5.1	3	2	2	0	1	0	5.3	
DAVIDSON	12/29/19	*	16	0-4	.000	0-1	.000	0-2	.000	1	0	1	4.8	0	0	2	0	0	0	4.9	
at Mississippi St.	01/02/20	*	21	1-5	.200	0-0	.000	0-0	.000	2	2	4	4.7	2	0	3	0	0	2	4.7	
VANDERBILT	01/05/20	*	6	0-1	.000	0-1	.000	0-0	.000	2	0	2	4.5	0	1	3	0	0	0	4.4	
Totals			6	338	25-78	.321	5-19	.263	11-17	.647	30	38	68	4.5	19	18	30	3	15	66	4.4

Games played: 15
 Minutes/game: 22.5
 Points/game: 4.4
 FG Pct: 32.1
 3FG Pct: 26.3
 FT Pct: 64.7

Rebounds/game: 4.5
 Assists/game: 1.2
 Turnovers/game: 2.0
 Assist/turnover ratio: 0.6
 Steals/game: 1.0
 Blocks/game: 0.2

GAME HIGHS

Points	2019-20	10, at Grambling St. (11/5/19)
	Career	Same
Rebounds	2019-20	12, vs. Longwood (11/10/19)
	Career	Same
Field Goals	2019-20	4 (2x), Last vs. Florida A&M (12/1/19)
	Career	Same
Field Goal Attempts	2019-20	12, vs. Mercer (12/17/19)
	Career	Same
3-Point Field Goals	2019-20	1 (3X), Last at Kansas (12/8/19)
	Career	Same
3-Point FG Attempts	2019-20	6, vs. Mercer (12/17/19)
	Career	Same
Free Throws	2019-20	5, vs. Longwood (11/10/19)
	Career	Same
Free Throw Attempts	2019-20	7, vs. Longwood (11/10/19)
	Career	Same
Assists	2019-20	5 (2X), Last vs. Xavier (12/20/19)
	Career	Same
Steals	2019-20	5, at Kansas (12/8/19)
	Career	Same
Blocked Shots	2019-20	1, vs. Longwood (11/10/19)
	Career	Same
Minutes Played	2019-20	31, vs. Indiana (11/22/19)
	Career	Same
Double Figure Scoring Games	2019-20	1
	Career	Same
Double Figure Rebounding Games	2019-20	1
	Career	Same
Double-Doubles	2019-20	--
	Career	--

#22 BRYLEE BARTRAM

FRESHMAN | G | 5-8 | TAMPA, FL | SEFFNER CHRISTIAN ACADEMY

2019-20 HIGHLIGHTS

- › Appeared in 14 of 15 games; six games with multiple made three's.
- › 60 of her 66 field goal attempts have been three-pointers.
- › Drained multiple three-pointers in three of last six games.
- › Knocked down two 3-pointers at Prairie View A&M in 11 minutes of action.
- › Scored 11 points off the bench vs. Longwood, fueling the Gator comeback.
- › First recruit in the 2019 class to commit to the Gators.
- › Standout player at Seffner Christian Academy where she departed as the all-time leading scorer with 2,544 career points.
- › Broke the national high school record (boys and girls) for three-pointers made in a career when she drained career trey No. 521 in February of 2019.
- › Finished with 533 made three-pointers in her career for the Crusaders.
- › During her junior year, she averaged 19.4 points, 5.5 rebounds and 3.5 assists. She also shot 48 percent from the three-point line and made 151 triples.
- › Selected to be a part of the school's varsity team in 7th grade.

- › Named the 2018 Florida 4A Player of the Year.

BREAKDOWN

- › Comes to the Swamp from Tampa, Fla.
- › Born in West Virginia but moved when she was two years old.
- › Spent most of her time growing up in Florida and Georgia.
- › Father Greg was a basketball player at Penn State from 1991-95.
- › Brother Blake currently plays basketball for Seffner Christian.
- › Started playing basketball when she was four years old.
- › She aspires to play professionally following college and eventually get into coaching.
- › Favorite athlete is Maya Moore.
- › Favorite music to listen to before a game is J. Cole.
- › Favorite pair of shoes are the Jordan 1's.
- › Lethal long range shooter.

CAREER STATS

Season	gp-gs	min/avg	fg-fga	pct	fg-fga	pct	ft-fta	pct	off	def	tot	avg	pf	fo	ast	to	blk	stl	pts	avg
2019-20	14-0	215/15.4	17-66	.258	17-60	.283	4-4	1.000	0	9	9	0.6	4	0	11	5	0	4	55	3.9
TOTAL	14-0	215/15.4	17-66	.258	17-60	.283	4-4	1.000	0	9	9	0.6	4	0	11	5	0	4	55	3.9

2019-20 GAME-BY-GAME STATS

Opponent	Date	gs	min	Total		3-Pointers		Free throws		Rebounds				pf	a	t/o	blk	stl	pts	avg
				fg-fga	pct	3fg-fga	pct	ft-fta	pct	off	def	tot	avg							
at Grambling St.	11/5/19	14	3-6	.500	3-6	.500	0-0	.000	0	0	0	0.0	0	0	0	0	0	0	9	9.0
LONGWOOD	11/10/19	21	3-12	.250	3-11	.273	2-2	1.000	0	1	1	0.5	1	1	2	0	0	11	10.0	
SAMFORD	11/16/19	21	0-3	.000	0-3	.000	2-2	1.000	0	4	4	1.7	0	3	0	0	4	2	7.3	
PRESBYTERIAN	11/18/19	6	1-2	.500	1-2	.500	0-0	.000	0	1	1	1.5	0	0	0	0	0	3	6.3	
INDIANA	11/22/19	13	0-4	.000	0-3	.000	0-0	.000	0	1	1	1.4	0	1	1	0	0	0	5.0	
FLORIDA A&M	12/01/19	16	0-4	.000	0-3	.000	0-0	.000	0	1	1	1.3	0	2	0	0	0	0	4.2	
at Prairie View	12/05/19	11	2-3	.667	2-3	.667	0-0	.000	0	0	0	1.1	1	1	1	0	0	6	4.4	
at Kansas	12/08/19	15	1-6	.167	1-5	.200	0-0	.000	0	0	0	1.0	0	1	0	0	0	3	4.3	
MERCER	12/17/19	20	2-4	.500	2-4	.500	0-0	.000	0	1	1	1.0	1	0	0	0	0	6	4.4	
vs Xavier	12/20/19	20	2-6	.333	2-6	.333	0-0	.000	0	0	0	0.9	1	0	0	0	0	6	4.6	
vs Wake Forest	12/21/19	19	3-9	.333	3-8	.375	0-0	.000	0	0	0	0.8	0	1	0	0	0	9	5.0	
DAVIDSON	12/29/19	18	0-3	.000	0-2	.000	0-0	.000	0	0	0	0.8	0	1	0	0	0	0	4.6	
at Mississippi St.	01/02/20	15	0-4	.000	0-4	.000	0-0	.000	0	0	0	0.7	0	0	0	0	0	0	4.2	
VANDERBILT	01/05/20	6	0-0	.000	0-0	.000	0-0	.000	0	0	0	0.6	0	0	1	0	0	0	3.9	
Totals		0	215	17-66	.258	17-60	.283	4-4	1.000	0	9	9	0.6	4	11	5	0	4	55	3.9

Games played: 14
 Minutes/game: 15.4
 Points/game: 3.9
 FG Pct: 25.8
 3FG Pct: 28.3
 FT Pct: 100.0

Rebounds/game: 0.6
 Assists/game: 0.8
 Turnovers/game: 0.4
 Assist/turnover ratio: 2.2
 Steals/game: 0.3



HONORS

- › 2018 Florida 4A Player of the Year
- › First Team All-County honors

GAME HIGHS

Points	2019-20	11, vs. Longwood (11/10/19)
Career	Same	
Rebounds	2019-20	4, vs. Samford (11/16/19)
Career	Same	
Field Goals	2019-20	3, vs. Longwood (11/10/19)
Career	Same	
Field Goal Attempts	2019-20	12, vs. Longwood (11/10/19)
Career	Same	
3-Point Field Goals	2019-20	3, at Grambling St. (11/5/19)
Career	Same	
3-Point FG Attempts	2019-20	11, vs. Longwood (11/10/19)
Career	Same	
Free Throws	2019-20	2 (2X), last vs. Samford (11/16/19)
Career	Same	
Free Throw Attempts	2019-20	2 (2X), last vs. Samford (11/16/19)
Career	Same	
Assists	2019-20	3, vs. Samford (11/16/19)
Career	Same	
Steals	2019-20	4, vs. Samford (11/16/19)
Career	Same	
Blocked Shots	2019-20	--
Career	Same	
Minutes Played	2019-20	21 (2X), last vs. Samford (11/16/19)
Career	Same	
Double Figure Scoring Games	2019-20	1
Career	Same	
Double Figure Rebounding Games	2019-20	--
Career	--	
Double-Doubles	2019-20	--
Career	--	

#25 FAITH DUT

FRESHMAN | F | 6-4 | VANCOUVER, BRITISH COLUMBIA | SEMIAMHOO SECONDARY

2019-20 HIGHLIGHTS

- › Appeared in 12 games this season, logging double-figure minutes three times.
- › Grabbed three boards in eight minutes of action at Mississippi St.
- › Posted career-best five points against Mercer, playing nine minutes.
- › Played career-high 12 minutes vs. Indiana; finished with 2 pts/2 rebs.
- › Scored her first career collegiate points vs. Longwood.
- › Played her high school ball at Semiahmoo Secondary School.
- › Led the team to the AAA Senior Girls Basketball Provincial title her senior season.
- › In the championship game, Dut helped her team rally back from a 17-point deficit with a monster 23 point, 13 rebound performance. 19 of her points came in the second half as she willed the Totems to their first AAA basketball banner since 1953.
- › Competed with the U19 Canadian National team at the FIBA U19 Women's Basketball World Cup in Bangkok, Thailand.
- › Member of the 2018 U17 Canadian National team that finished in 4th place in

the 2019 British Columbia AAA Championship. She was named a Second-Team All-Star at that time.

- › Racked up 18 points, 20 rebounds and three assists in five games for Canada in the 2018 FIBA U17 World Cup.

BREAKDOWN

- › Hails from Vancouver, Canada.
- › Took dance classes going up with hopes of being a singer/dancer one day, but ultimately fell in love with basketball.
- › Late starter, didn't start playing basketball until she was 14.
- › Favorite quote is "Above all else, guard your heart".
- › Favorite pro athlete is Serena Williams.
- › Her most memorable moment on her recruiting trip was playing paintball at Coach Cam's house.
- › Lists her mother as the person who has made the biggest impact on her life.
- › Her most memorable athletic moment occurred when she played for Canada



HONORS

- › Two-time member of Canadian national team
- › Led squad to AAA Senior Girls Basketball Provincial Title

CAREER STATS

Season	gp-gs	min/avg	Total		3-Point		F-Throws		Rebounds				Scoring							
			fg-fga	pct	fg-fga	pct	ft-fga	pct	off	def	tot	avg	pf	fo	ast	to	blk	stl	pts	avg
2019-20	12-0	69/5.8	7-14	.500	0-0	.000	3-10	.300	6	6	12	1.0	6	0	2	6	3	4	17	1.4
TOTAL	12-0	69/5.8	7-14	.500	0-0	.000	3-10	.300	6	6	12	1.0	6	0	2	6	3	4	17	1.4

2019-20 GAME-BY-GAME STATS

Opponent	Date	gs	min	Total		3-Pointers		Free throws		Rebounds				pf	a	t/o	blk	stl	pts
				fg-fga	pct	3fg-fga	pct	ft-fga	pct	off	def	tot	avg						
at Grambling St.	11/5/19	1	0-0	.000	0-0	.000	0-0	.000	0	0	0	0.0	0	0	0	0	0	0	0
LONGWOOD	11/10/19	2	0-1	.000	0-0	.000	2-4	.500	1	0	1	0.5	0	0	0	0	0	2	
SAMFORD	11/16/19	10	2-3	.667	0-0	.000	0-1	.000	0	1	1	0.7	0	1	1	0	2	4	
INDIANA	11/22/19	12	1-2	.500	0-0	.000	0-2	.000	2	0	2	1.0	0	0	2	1	2	2	
FLORIDA ST.	11/26/19	3	0-0	.000	0-0	.000	0-0	.000	0	0	0	0.8	0	0	0	0	0	0	
FLORIDA A&M	12/01/19	6	0-0	.000	0-0	.000	0-0	.000	0	1	1	0.8	1	0	1	1	0	0	
at Prairie View	12/05/19	7	1-1	1.000	0-0	.000	0-0	.000	0	0	0	0.7	0	0	0	0	0	2	
at Kansas	12/08/19	6	1-1	1.000	0-0	.000	0-0	.000	0	1	1	0.8	1	0	1	0	0	2	
MERCER	12/17/19	10	2-5	.400	0-0	.000	1-1	1.000	2	0	2	0.9	1	1	0	0	0	5	
vs Xavier	12/20/19	1	0-0	.000	0-0	.000	0-0	.000	0	0	0	0.8	0	0	0	0	0	0	
vs Wake Forest	12/21/19	3	0-1	.000	0-0	.000	0-0	.000	0	1	1	0.8	1	0	0	0	0	0	
DAVIDSON	12/29/19	dnp	-	-	-	-	-	-	-	-	-	-	-	-	-	-	-	-	
at Mississippi St.	01/02/20	8	0-0	.000	0-0	.000	0-2	.000	1	2	3	1.0	2	0	1	1	0	0	
Totals		0	69	7-14	.500	0-0	.000	3-10	.300	6	6	12	1.0	6	2	6	3	4	17

Games played: 12
 Minutes/game: 5.8
 Points/game: 1.4
 FG Pct: 50.0
 FT Pct: 30.0

Rebounds/game: 1.0
 Assists/game: 0.2
 Turnovers/game: 0.5
 Assist/turnover ratio: 0.3
 Steals/game: 0.3
 Blocks/game: 0.3

GAME HIGHS

Points	
2019-20	5, vs. Mercer (12/17/19)
Career	Same
Rebounds	
2019-20	2 (2X), Last vs. Mercer (12/17/19)
Career	Same
Field Goals	
2019-20	2 (2X), Last vs. Mercer (12/17/19)
Career	Same
Field Goal Attempts	
2019-20	5, vs. Mercer (12/17/19)
Career	Same
3-Point Field Goals	
2019-20	--
Career	Same
3-Point FG Attempts	
2019-20	--
Career	Same
Free Throws	
2019-20	2, vs. Longwood (11/10/19)
Career	Same
Free Throw Attempts	
2019-20	4, vs. Longwood (11/10/19)
Career	Same
Assists	
2019-20	1 (2X), Last vs. Mercer (12/17/19)
Career	Same
Steals	
2019-20	2 (2X), vs. Indiana (11/22/19)
Career	Same
Blocked Shots	
2019-20	1, vs. Indiana (11/22/19)
Career	Same
Minutes Played	
2019-20	12, vs. Indiana (11/22/19)
Career	Same
Double Figure Scoring Games	
2019-20	--
Career	--
Double Figure Rebounding Games	
2019-20	--
Career	--
Double-Doubles	
2019-20	--
Career	--

#30 EMER NICHOLS

RS-SOPHOMORE | C | 6-5 | PEARLAND, TX | TEXAS A&M | WESTBURY CHRISTIAN


2019-20 HIGHLIGHTS

- › Five games played so far this season; (7-of-14 shooting from the field).
- › Made her first career start vs. Indiana; also her birthday that day.
- › Totaled six points and five boards in UF's road win at Grambling St.
- › Registered 10 points, seven rebounds and two blocks vs. Valdosta St.
- › Joined the Gators after spending her first season of eligibility with the Texas A&M Aggies; Sat out entire 2018-19 season after transferring in.
- › Coming out of high school she was tabbed a 3-star prospect by ESPN and was rated the No. 14 post player in her class.
- › As a senior, she averaged 18.8 points and 13.8 rebounds per game in 2016-17, helping Westbury Christian to their second straight TAPPS state title game and a 24-10 record.
- › As a junior in 2015-16, she earned TABC All-State honors after averaging 15.2 points, 10.5 rebounds and four blocks. She helped Westbury Christian to a 30-8 record and the TAPPS 4A state title game.

- › In her 12 games played with Texas A&M, her two best performances occurred against Louisiana-Lafayette and Prairie View A&M when she scored four points.
- › Totaled 52 minutes of action for an Aggie team that finished 26-10.

BREAKDOWN

- › Favorite NBA team is the Houston Rockets.
- › Favorite non-basketball pro athlete is Serena Williams.
- › Favorite TV show is Ingenerable.
- › The top two things on her bucket list are skydiving and swimming with dolphins.
- › Her favorite part of game day is getting hyped for the game.
- › The scariest thing she has ever done for fun is ride a rollercoaster.
- › Big fan of country music.
- › Big personality; aspires to be an on air personality.
- › Back to the basket center with great size and strength.



HONORS

- › Two-time TABC All-State selection
- › McDonald's All-American Game nominee

CAREER STATS

Season	gp-gs	min/avg	Total		3-Point		F-Throws		Rebounds					Scoring						
			fg-fga	pct	fg-fga	pct	ft-fa	pct	off	def	tot	avg	pf	fo	ast	to	blk	stl	pts	avg
2017-18*	12-0	52/4.3	6-12	.500	0-0	.000	2-2	1.000	7	5	12	1.0	6	0	0	6	1	2	14	1.2
2019-20	5-1	48/9.6	7-14	.500	0-0	.000	0-3	.000	3	10	13	2.6	3	0	0	6	0	0	14	2.8
TOTAL	5-1	48/9.6	7-14	.500	0-0	.000	0-3	.000	3	10	13	2.6	3	0	0	6	0	0	14	2.8
All*	17-1	100/5.9	13-26	.500	0-0	.000	2-5	.400	10	15	25	1.5	9	0	0	12	1	2	28	1.6

* Statistics from prior team/school

2019-20 GAME-BY-GAME STATS

Opponent	Date	gs	min	Total		3-Pointers		Free throws		Rebounds					pts	avg					
				fg-fga	pct	3fg-fga	pct	ft-fa	pct	off	def	tot	avg	pf			a	t/o	blk	stl	
at Grambling St.	11/5/19		17	3-5	.600	0-0	.000	0-2	.000	1	4	5	5.0	2	0	2	0	0	6	6.0	
LONGWOOD	11/10/19		5	1-3	.333	0-0	.000	0-0	.000	1	1	2	3.5	0	0	1	0	0	2	4.0	
SAMFORD	11/16/19		8	1-2	.500	0-0	.000	0-0	.000	1	2	3	3.3	0	0	2	0	0	2	3.3	
INDIANA	11/22/19 *		16	2-4	.500	0-0	.000	0-1	.000	0	3	3	3.3	1	0	1	0	0	4	3.5	
FLORIDA ST.	11/26/19		2	0-0	.000	0-0	.000	0-0	.000	0	0	0	2.6	0	0	0	0	0	0	2.8	
Totals			1	48	7-14	.500	0-0	.000	0-3	.000	3	10	13	2.6	3	0	6	0	0	14	2.8

Games played: 5
 Minutes/game: 9.6
 Points/game: 8.8
 FG Pct: 50.0
 FT Pct: 0.0

Rebounds/game: 2.6
 Turnovers/game: 1.2

GAME HIGHS

Points	
2019-20	6, at Grambling St. (11/5/19)
Career	6, at Grambling St. (11/5/19)
Rebounds	
2019-20	5, at Grambling St. (11/5/19)
Career	5, at Grambling St. (11/5/19)
Field Goals	
2019-20	3, at Grambling St. (11/5/19)
Career	3, at Grambling St. (11/5/19)
Field Goal Attempts	
2019-20	5, at Grambling St. (11/5/19)
Career	5, at Grambling St. (11/5/19)
3-Point Field Goals	
2019-20	--
Career	--
3-Point FG Attempts	
2019-20	--
Career	--
Free Throws	
2019-20	--
Career	2, vs. Louisiana-Lafayette (12/12/17)**
Free Throw Attempts	
2019-20	2, at Grambling St. (11/5/19)
Career	2 (2X), last at Grambling St. (11/5/19)
Assists	
2019-20	--
Career	--
Steals	
2019-20	--
Career	1, vs. Vanderbilt (1/28/18)**
Blocked Shots	
2019-20	--
Career	1, vs. SMU (12/28/17)**
Minutes Played	
2019-20	16 (2x), last vs. Indiana (11/22/19)
Career	16 (2x), last vs. Indiana (11/22/19)
Double Figure Scoring Games	
2019-20	--
Career	--
Double Figure Rebounding Games	
2019-20	--
Career	--
Double-Doubles	
2019-20	--
Career	--

**Stats from Texas A&M

#32 ARIEL JOHNSON

SOPHOMORE | G | 5-9 | TRACY, CA | ST. MARY'S HS

2019-20 HIGHLIGHTS

- › In nine games played at home she is averaging 11.1 points per game and shooting .392 from the floor (2.0 ppg and .136 FG% on the road).
- › Double-figure scorer in eight games this season; added 10 vs. Vanderbilt along with a season-high eight rebounds.
- › Dropped career-high 16 points vs. Davidson; tying career high with three 3-pointers.
- › Appeared in reserve role in last six games after starting first nine.
- › Logged career-high 37 minutes played vs. FSU.
- › Career-high four steals vs. Indiana.
- › Poured in 15 points (three 3-pointers) vs. Samford.
- › One of four players to appear in all 31 games last year, Johnson provided valuable minutes as a reserve guard and developed into one of the team's most reliable three-point shooters.
- › Knocked down 38 three-pointers in 2018-19, the second most on the team and the sixth-most by a rookie in program history.

- › Finished with season averages of 4.9 points, 2.3 rebounds and 1.6 assists.
- › Second on the team in both three-pointers made (38) and three-point field goal percentage (.322).

BREAKDOWN

- › Fourth Gator to hail from the state of California.
- › Favorite TV shows are Stranger Things and 90210.
- › Favorite artist to listen to before games is Drake.
- › Favorite pair of shoes are the Jordan XXXIII's.
- › Favorite NBA team is the Lakers; Favorite movie is the Lost Boys.
- › Top three items on her bucket list are: shark cage diving, traveling to New Zealand and surfing.
- › Has shown a noticeable improvement in her offensive game from her freshman campaign to this season.
- › Has great quickness and is a confident jump shooter.



HONORS

- › SportsStar All-NorCal Second Team
- › Cal-Hi Sports First Team 2018 Division 1 Girl's All-State team

CAREER STATS

Season	gp-gs	min/avg	Total		3-Point		F-Throws		Rebounds				Scoring							
			fg-fga	pct	fg-fga	pct	ft-fa	pct	off	def	tot	avg	pf	fo	ast	to	blk	stl	pts	avg
2018-19	31-4	623/20.1	58-175	.331	38-118	.322	9-14	.643	22	61	83	2.7	46	0	49	60	1	16	163	5.3
2019-20	15-9	357/23.8	43-128	.336	16-67	.239	13-24	.542	23	38	61	4.1	25	0	29	24	1	15	115	7.7
TOTAL	46-13	980/21.3	101-303	.333	54-185	.292	22-38	.579	45	99	144	3.1	71	0	78	84	2	31	278	6.0

2018-19 GAME-BY-GAME STATS

Opponent	Date	gs	min	Total		3-Pointers		Free throws		Rebounds				pf	a	t/o	blk	stl	pts	avg	
				fg-fga	pct	3fg-fga	pct	ft-fa	pct	off	def	tot	avg								
at Grambling St.	11/5/19	*	20	1-8	.125	0-6	.000	0-0	.000	1	6	7	7.0	1	3	1	0	1	2	2.0	
LONGWOOD	11/10/19	*	19	0-6	.000	0-2	.000	3-4	.750	3	3	6	6.5	2	0	2	0	0	3	2.5	
SAMFORD	11/16/19	*	22	6-10	.600	3-5	.600	0-0	.000	2	3	5	6.0	1	1	1	0	1	15	6.7	
PRESBYTERIAN	11/18/19	*	32	4-10	.400	2-7	.286	0-0	.000	2	2	4	5.5	1	4	2	0	3	10	7.5	
INDIANA	11/22/19	*	35	4-12	.333	2-6	.333	0-0	.000	1	4	5	5.4	3	2	1	0	4	10	8.0	
FLORIDA ST.	11/26/19	*	37	5-14	.357	2-8	.250	0-0	.000	4	3	7	5.7	1	3	3	0	1	12	8.7	
FLORIDA A&M	12/01/19	*	25	6-9	.667	1-3	.333	1-1	1.000	2	1	3	5.3	2	2	1	0	1	14	9.4	
at Prairie View	12/05/19	*	26	1-4	.250	0-2	.000	2-5	.400	0	5	5	5.3	0	3	0	0	0	4	8.8	
at Kansas	12/08/19	*	19	1-6	.167	0-3	.000	0-0	.000	1	1	2	4.9	4	1	3	1	1	2	8.0	
MERCER	12/17/19		21	4-11	.364	2-8	.250	0-0	.000	0	3	3	4.7	2	3	2	0	1	10	8.2	
vs Xavier	12/20/19		20	1-7	.143	0-4	.000	3-6	.500	1	2	3	4.5	1	3	1	0	1	5	7.9	
vs Wako Forcst	12/21/19		7	1-2	.500	0-0	.000	0-0	.000	0	0	0	4.2	0	0	0	0	0	2	7.4	
DAVIDSON	12/29/19		29	6-11	.545	3-7	.429	1-2	.500	2	1	3	4.1	4	1	2	0	0	16	8.1	
at Mississippi St.	01/02/20		17	0-4	.000	0-1	.000	0-2	.000	0	0	0	3.8	2	2	3	0	1	0	7.5	
VANDERBILT	01/05/20		28	3-14	.214	1-5	.200	3-4	.750	4	4	8	4.1	1	1	2	0	0	10	7.7	
Totals			9	357	43-128	.336	16-67	.239	13-24	.542	23	38	61	4.1	25	29	24	1	15	115	7.7

Games played: 15
 Minutes/game: 23.8
 Points/game: 7.7
 FG Pct: 33.6
 3FG Pct: 23.9
 FT Pct: 54.2

Rebounds/game: 4.1
 Assists/game: 1.9
 Turnovers/game: 1.6
 Assist/turnover ratio: 1.2
 Steals/game: 1.0
 Blocks/game: 0.1

GAME HIGHS

Points	
2019-20	16, vs. Davidson (12/29/19)
Career	16, vs. Davidson (12/29/19)
Rebounds	
2019-20	8, vs. Vanderbilt (1/5/20)
Career	9, vs. Bethune-Cookman (12/5/18)
Field Goals	
2019-20	6 (3x), Last vs. Davidson (12/29/19)
Career	6 (3x), Last vs. Davidson (12/29/19)
Field Goal Attempts	
2019-20	14 (2x), Last vs. Vanderbilt (1/5/20)
Career	14 (2x), Last vs. Vanderbilt (1/5/20)
3-Point Field Goals	
2019-20	3 (2X), Last vs. Davidson (12/29/19)
Career	3 (3X), Last vs. Davidson (12/29/19)
3-Point FG Attempts	
2019-20	8, vs. Mercer (12/17/19)
Career	9, vs. Florida A&M (12/9/18)
Free Throws	
2019-20	3 (3x), Last vs. Vanderbilt (1/5/20)
Career	4 (2X), Last vs. Xavier (12/20/19)
Free Throw Attempts	
2019-20	6, vs. Xavier (12/20/19)
Career	6, vs. Xavier (12/20/19)
Assists	
2019-20	4, vs. Presbyterian (11/18/19)
Career	7, at UNLV (12/21/18)
Steals	
2019-20	4, vs. Indiana (11/22/19)
Career	4, vs. Indiana (11/22/19)
Blocked Shots	
2019-20	--
Career	Same
Minutes Played	
2019-20	37, vs. FSU (11/26/19)
Career	37, vs. FSU (11/26/19)
Double Figure Scoring Games	
2019-20	8
Career	11
Double Figure Rebounding Games	
2019-20	--
Career	--
Double-Doubles	
2019-20	--
Career	--

#44 PAIGE ROBINSON

SENIOR | F | 6-4 | LONDON, ENGLAND | MIDLAND COLLEGE

2019-20 HIGHLIGHTS

- › One of six Gators to see time in all 15 contests.
- › Tied a career best with two blocked shots against Vanderbilt.
- › Appeared for a season-best 16 minutes of action at Mississippi St.
- › Recorded season-high two steals vs. Mississippi St.
- › Hauled in four rebounds vs. Davidson playing nine minutes.
- › Blocked two shots against Xavier.
- › Hauled in a season-best eight rebounds vs. Mercer in 12 minutes of action.
- › Four points, three rebounds vs. Samford (2 offensive rebounds).
- › After transferring in from Midland College (Texas), Robinson was a core contributor for the Gator frontline, seeing time in 30 games in 2018-19.
 - › Recorded 18 starts and led the team in blocked shots a season ago.
- › Finished the season with averages 2.2 points, 3.3 rebounds and 0.3 assists.

BREAKDOWN

- › Loves watching makeup tutorials as well as modeling and watching movies.
- › Favorite pro athlete is Nick Stewart.
- › Cooked Thanksgiving dinner for the team last season.
- › Enjoys swimming and watching movies.
- › Enjoys photography.
- › Loves monkeys.
- › Brother plays basketball professionally in France.
- › Puts mayonnaise on everything.
- › Teammates call her "P-Rob".
- › Can run the floor very well and has length to alter shots and help her rebound at a high level.



HONORS

- › Played in 2016 FIBA U20 European Championships with Great Britain.
- › Played in U18 European Championships in 2013 and 2015.

CAREER STATS

Season	gp-gs	min/avg	Total		3-Point		F-Throws		Rebounds				Scoring							
			fg-fga	pct	fg-fga	pct	ft-fga	pct	off	def	tot	avg	pf	fo	ast	to	blk	stl	pts	avg
2018-19	30-18	410/13.7	23-64	.359	1-4	.250	18-27	.667	47	51	98	3.3	93	5	8	32	10	9	65	2.2
2019-20	15-0	136/9.1	5-14	.357	0-0	.000	0-4	.000	12	27	39	2.6	20	0	0	8	7	3	10	0.7
TOTAL	45-18	546/12.1	28-78	.359	1-4	.250	18-31	.581	59	78	137	3.0	113	5	8	40	17	12	75	1.7

2019-20 GAME-BY-GAME STATS

Opponent	Date	gs	min	Total		3-Pointers		Free throws		Rebounds				pf	a	t/o	blk	stl	pts	avg
				fg-fga	pct	3fg-fga	pct	ft-fga	pct	off	def	tot	avg							
at Grambling St.	11/5/19	8	0-1	.000	0-0	.000	0-0	.000	1	2	3	3.0	2	0	0	0	0	0	0.0	
LONGWOOD	11/10/19	12	0-0	.000	0-0	.000	0-2	.000	1	1	2	2.5	2	0	1	0	0	0	0.0	
SAMFORD	11/16/19	9	2-3	.667	0-0	.000	0-0	.000	2	1	3	2.7	2	0	1	0	0	4	1.3	
PRESBYTERIAN	11/18/19	10	0-2	.000	0-0	.000	0-0	.000	0	2	2	2.5	2	0	0	0	0	0	1.0	
INDIANA	11/22/19	8	0-0	.000	0-0	.000	0-0	.000	0	1	1	2.2	3	0	1	0	0	0	0.8	
FLORIDA ST.	11/26/19	7	0-0	.000	0-0	.000	0-0	.000	1	1	2	2.2	2	0	0	0	0	0	0.7	
FLORIDA A&M	12/01/19	11	2-2	1.000	0-0	.000	0-0	.000	0	2	2	2.1	0	0	0	2	1	4	1.1	
at Prairie View	12/05/19	4	0-0	.000	0-0	.000	0-0	.000	0	1	1	2.0	0	0	2	0	0	0	1.0	
at Kansas	12/08/19	9	1-1	1.000	0-0	.000	0-0	.000	0	0	0	1.8	2	0	0	0	0	2	1.1	
MERCER	12/17/19	12	0-2	.000	0-0	.000	0-0	.000	2	6	8	2.4	0	0	0	0	0	0	1.0	
vs Xavier	12/20/19	8	0-2	.000	0-0	.000	0-0	.000	1	2	3	2.5	1	0	0	2	0	0	0.9	
vs Wake Forest	12/21/19	3	0-1	.000	0-0	.000	0-0	.000	1	0	1	2.3	0	0	1	0	0	0	0.8	
DAVIDSON	12/29/19	9	0-0	.000	0-0	.000	0-2	.000	0	4	4	2.5	1	0	1	0	0	0	0.8	
at Mississippi St.	01/02/20	16	0-0	.000	0-0	.000	0-0	.000	1	2	3	2.5	1	0	1	1	2	0	0.7	
VANDERBILT	01/05/20	10	0-0	.000	0-0	.000	0-0	.000	2	2	4	2.6	2	0	0	2	0	0	0.7	
Totals		0	136	5-14	.357	0-0	.000	0-4	.000	12	27	39	2.6	20	0	8	7	3	10	0.7

Games played: 15
 Minutes/game: 9.1
 Points/game: 0.7
 FG Pct: 35.7
 FT Pct: 0.0

Rebounds/game: 2.6
 Turnovers/game: 0.5
 Steals/game: 0.2
 Blocks/game: 0.5

GAME HIGHS

Points	2018-19/UF	4 (2x), Last vs. Florida A&M (12/2/19)
Career	8, vs. Texas Tech (12/2/18)	
Rebounds	2019-20	8, vs. Mercer (12/17/19)
Career	10, vs. Northeastern (11/28/18)	
Field Goals	2019-20	2, vs. Samford (11/16/19)
Career	3, vs. Texas Tech (12/2/18)	
Field Goal Attempts	2019-20	11, at Grambling St. (11/5/19)
Career	10, vs. Texas Tech (12/2/18)	
3-Point Field Goals	2019-20	--
Career	1, vs. Texas Tech (12/2/18)	
3-Point FG Attempts	2019-20	--
Career	1 (3X), last at Alabama (1/3/19)	
Free Throws	2019-20	--
Career	4, vs. Utah (12/20/18)	
Free Throw Attempts	2019-20	2, vs. Longwood (11/10/19)
Career	4 (2x), last at Georgia (2/10/19)	
Assists	2019-20	--
Career	2, vs. Northeastern (11/28/18)	
Steals	2019-20	2, at Mississippi St. (1/2/20)
Career	3, vs. Mississippi State (1/24/19)	
Blocked Shots	2019-20	2 (3X), Last vs. Vanderbilt (1/5/20)
Career	2 (4X), Last vs. Vanderbilt (1/5/20)	
Minutes Played	2019-20	16, at Mississippi St. (1/2/20)
Career	25, vs. Northeastern (11/28/18)	
Double Figure Scoring Games	2019-20	--
Career	--	
Double Figure Rebounding Games	2019-20	--
Career	1	
Double-Doubles	2019-20	--
Career	--	

LAST TIME VS. AUBURN

Auburn vs Florida

1/6/2019 1 p.m. at Exactech Arena at O'Connell Center

Auburn 64 • 13-2, 1-1

#	Player	Total		3-Ptr	Rebounds			PF	TP	A	TO	Blk	Stl	Min
		FG-FGA	FG-FGA	FT-FTA	Off	Def	Tot							
00	Daisa Alexander	f	8-15	3-7	3-5	0	2	2	22	0	2	0	5	35
20	Unique Thompson	f	4-6	0-0	0-0	3	6	9	2	8	1	5	0	31
24	Erin Howard	f	1-3	1-3	0-0	0	5	5	1	3	2	0	1	0
23	Crystal Primm	g	3-8	0-0	3-4	1	6	7	4	9	0	3	0	33
33	Janiah McKay	g	6-11	0-1	4-5	1	5	6	2	16	6	3	0	30
01	Robyn Benton		0-0	0-0	0-0	0	0	0	2	0	0	1	0	4
02	Brooke Moore		2-9	2-7	0-0	1	1	2	0	6	0	0	0	17
03	Erica Sanders		0-1	0-0	0-0	0	1	1	1	0	0	0	0	14
04	Abigayle Jackson		0-1	0-0	0-0	0	0	0	3	0	1	0	0	4
10	Kiyae' White		0-0	0-0	0-0	0	0	0	2	0	0	0	0	1
	Team					1	1	2						
Totals			24-54	6-18	10-14	7	27	34	19	64	9	15	1	200
1st - FG %:		6-13	46.2%	2nd: 3-14	21.4%	3rd: 10-16	62.5%	4th: 5-11	45.5%	Game: 24-54	44.4%	Deadball		
3FG %:		1-3	33.3%	2-7	28.6%	3-5	60.0%	0-3	0.0%	6-18	33.3%	Rebounds	2	
FT %:		3-5	60.0%	1-2	50.0%	0-0	0.0%	6-7	85.7%	10-14	71.4%			

Florida 56 • 4-11, 0-2

#	Player	Total		3-Ptr	Rebounds			PF	TP	A	TO	Blk	Stl	Min
		FG-FGA	FG-FGA	FT-FTA	Off	Def	Tot							
14	Moore,Kristina	f	2-3	1-1	1-2	2	0	2	0	6	0	3	0	16
44	Robinson,Paige	f	0-0	0-0	0-0	1	2	3	3	0	0	1	0	13
00	Washington,Delicia	g	1-8	1-4	0-0	0	6	6	2	3	2	3	0	30
01	Smith,Kiara	g	4-11	3-6	4-4	2	2	4	3	15	3	4	1	31
03	Nakkasoglu,Funda	g	4-12	3-9	0-0	0	1	1	1	11	3	4	0	38
10	Rainey,Danielle		3-9	2-7	0-0	0	3	3	1	8	0	3	0	21
11	de Oliveira,Emanuel		2-4	1-2	2-2	1	3	4	0	7	3	1	0	20
12	Williams,Zada		2-3	0-0	2-4	2	6	8	2	6	1	0	0	27
32	Johnson,Ariel		0-2	0-2	0-0	0	0	0	1	0	0	1	0	4
	Team					0	1	1						
Totals			18-52	11-31	9-12	8	24	32	13	56	12	20	1	200
1st - FG %:		4-14	28.6%	2nd: 6-13	46.2%	3rd: 5-10	50.0%	4th: 3-15	20.0%	Game: 18-52	34.6%	Deadball		
3FG %:		3-8	37.5%	2-8	25.0%	3-4	75.0%	3-11	27.3%	11-31	35.5%	Rebounds	2,1	
FT %:		6-8	75.0%	0-0	0.0%	0-0	0.0%	3-4	75.0%	9-12	75.0%			

Officials: Eric Brewton, Missy Brooks, Metta Roberts

Technical fouls: Auburn-Crystal Primm, Florida-Washington,Delicia.

Attendance: 2109

Score by periods	1st	2nd	3rd	4th	Total
Auburn	16	9	23	16	64
Florida	17	14	13	12	56

Last FG - AU 4th-00:39, UF 4th-00:03.

Largest lead - AU by 11 4th-00:11, UF by 8 3rd-07:32.

AU led for 23:49, UF led for 12:26. Game was tied for 03:45.

Points	In	Off	2nd	Fast	Bench
AU	30	31	5	6	6
UF	14	12	7	4	21

Score tied - 5 times.

Lead changed - 10 times.

The University of Florida women's basketball team fell 64-56 to Auburn on Sunday afternoon in its 2018-19 SEC home opener at Exactech Arena at the Stephen C. O'Connell Center.

Florida shared the ball well and shot it effectively from distance, but fell in its first conference home game despite holding a 31-25 edge at the intermission. The Gators, finishing with 10 or more assists for the fifth-straight game, compiled 12 helpers on the day to go with 11 three-pointers.

Sophomore guard Kiki Smith put together one of the best games of her young Gator career with a season-best 15 points, four rebounds and three assists. Smith netted three 3-pointers on the game, the most she's tallied in a game all season.

The Gators, who have held their opponent to under 65 points nine times this season, limited a potent Auburn offense to just 64 points after the Tigers carried a points per game average north of 80 entering the matchup.

Funda Nakkasoglu, finishing with 10 or more points for the 11th time on the year, added 11 to join Smith in double figures. In a game that saw five ties and 10 lead changes, the Gators came up short after the Tigers outscored them 39-25 in the second half.

The Gators featured a balanced offensive attack as six players finished with six or more points, including Danielle Rainey who added eight and Zada Williams who finished with six points and eight boards off the Gator bench.

Florida held leads after the first and second quarters, but the Tigers mounted their rally with a 23-point third quarter to snap UF's four-game home winning streak.

It was 17-16 in favor of Florida after the first quarter had expired thanks in large part to the production of its bench which outscored Auburn's 11-0 in the period. UF connected on a trio of three-pointers in the first and took advantage of its trips to the free throw line, cashing in six of eight tries from the stripe.

Auburn opened the second period on fire, scoring six points on a pair of three-pointers in the first 25 seconds of the frame. After UF committed just three turnovers in the first quarter, the Tigers forced the Gators into registering four turnovers in the first three minutes of the quarter. Florida would trail for the majority of the second but found a second gear late in the stanza as it capped off the half with a 12-0 scoring spurt to carry a 31-25 edge into the intermission.

SEASON BOXES

Valdosta St. vs Florida

10/30/19 6 p.m. ET at Exactech Arena at the O'Connell Center

GAME EXH

Valdosta St. 38 • 0-0

		Total			3-Ptr			Rebounds							
#	Player	FG-FGA	FG-FGA	FT-FTA	Off	Def	Tot	PF	TP	A	TO	Blk	Stl	Min	
01	Simpson-Patu,Saniah	2-10	0-1	1-2	3	4	7	2	5	2	3	0	0	22	
03	Saunders,Cheray	5-16	2-5	0-0	2	2	4	3	12	1	4	0	0	23	
24	Rouse,Abby	1-4	0-2	2-2	1	6	7	1	4	2	3	0	0	21	
05	King,Jilian	1-4	0-3	1-2	1	2	3	4	3	0	5	0	1	18	
19	Garner,Nari	1-8	0-2	0-0	0	3	3	4	2	1	2	0	0	31	
03	Bonilla,Kayla	0-1	0-1	0-0	0	0	0	0	0	0	0	0	0	4	
11	Bernard,Delaney	2-6	1-5	0-0	1	4	5	3	5	2	0	0	0	27	
23	Fray,Kayla	0-4	0-1	1-2	0	1	1	2	1	0	1	0	0	12	
30	Bolmer,Kendall	2-9	2-9	0-0	0	1	1	6	0	3	0	1	1	23	
32	Abram,Germani	0-2	0-0	0-0	3	0	3	4	0	0	1	0	0	19	
Team					2 6 8										
Totals		14-64	5-29	5-8	13	29	42	24	38	8	22	0	2	200	

1st - FG %:	5-14	32.3%	2nd:	1-20	5.0%	3rd:	3-14	21.4%	4th:	5-10	50.0%	Game:	14-64	21.9%	Deadball	
3FG %:	0-7	0.0%		3-6	0.0%		0-5	0.0%		5-11	45.5%		5-29	17.2%	Rebound	
FT %:	1-2	50.0%		2-4	50.0%		0-0	0.0%		2-2	100.0%		5-8	62.5%	Rebound	3

Florida 84 • 0-0

		Total			3-Ptr			Rebounds							
#	Player	FG-FGA	FG-FGA	FT-FTA	Off	Def	Tot	PF	TP	A	TO	Blk	Stl	Min	
12	Williams,Zada	6-9	0-0	1-3	2	4	6	1	13	0	0	0	3	17	
01	Smith,Kiara	7-14	3-8	3-6	0	4	4	1	20	5	2	0	4	30	
03	Briggs,Lavender	2-7	1-4	4-4	0	3	3	2	9	2	0	0	1	21	
14	Moore,Kristina	1-5	0-3	3-6	2	2	4	2	5	3	2	0	1	27	
32	Johnson,Ariel	4-8	1-4	4-4	2	8	10	0	13	2	2	0	5	27	
15	Rickards,Nina	3-8	0-4	1-2	1	5	6	1	7	2	1	0	2	23	
22	Bartram,Brylee	0-6	0-6	0-0	1	1	2	0	0	0	0	0	0	21	
25	Dut,Faith	2-2	0-0	3-4	2	3	5	3	7	0	1	1	0	15	
30	Nichols,Emer	3-8	0-0	4-4	2	5	7	0	10	2	2	2	0	19	
Team					2 2 4										
Totals		28-67	5-29	23-33	14	37	51	10	84	16	10	3	16	200	

1st - FG %:	7-21	33.3%	2nd:	4-13	30.3%	3rd:	9-10	90.0%	4th:	8-15	53.3%	Game:	28-67	41.8%	Deadball	
3FG %:	0-4	0.0%		3-6	0.0%		5-12	41.7%		0-7	0.0%		5-29	17.2%	Rebound	6
FT %:	5-10	50.0%		3-2	0.0%		8-8	100.0%		11-13	84.6%		23-33	69.7%	Rebound	6

Officials: Gina Cross, Kevin Pethel, Karleena Tobin
Technical fouls: Valdosta St.-None, Florida-None.
Attendance: 659

Score by periods

	1st	2nd	3rd	4th	Total
Valdosta St.	11	4	6	17	38
Florida	20	6	29	27	84

	In	Off	2nd	Fast	Bench
Points	Paint	T/O	Chance	Break	
Valdosta St.	16	9	4	4	12
Florida	40	35	13	6	24

Last FG - VSU 4th-00:15, UF 4th-01:02.
Largest lead - VSU by 2 1st-08:58, UF by 52 4th-01:02.
VSU led for 00:13, UF led for 38:18. Game was tied for 01:28.

Score tied - 1 time.
Lead changed - 1 time.

Longwood vs UF

11/10/19 3:30 pm at

GAME 2

Longwood 54 • 0-2,0-0 Big Sout

		Total			3-Ptr			Rebounds							
#	Player	FG-FGA	FG-FGA	FT-FTA	Off	Def	Tot	PF	TP	A	TO	Blk	Stl	Min	
21	Dayna Rouse	5-9	0-1	1-1	2	2	4	5	11	0	1	0	1	26	
01	Kyla McMakin	2-15	0-8	2-2	2	4	6	4	6	1	0	0	2	30	
14	Tra'dayja Smith	2-10	1-2	2-2	0	3	3	4	7	5	4	0	2	32	
23	Allayah Boothe	2-10	2-9	0-0	1	2	3	3	6	0	0	0	3	30	
30	Anne-Hamilton Leroy	2-7	0-2	1-2	0	2	2	3	5	0	1	0	0	21	
02	Milou Vennema	0-3	0-2	0-0	0	1	1	0	0	0	0	0	1	9	
12	Tayonna Robertson	1-2	0-0	0-0	2	1	3	2	2	0	0	0	0	7	
13	Akila Smith	4-10	0-0	2-2	4	1	5	3	10	1	2	3	1	21	
20	Andriana Reljic	0-0	0-0	0-0	2	1	3	1	0	1	0	1	1	15	
25	Mallory Odell	2-4	1-1	2-2	0	3	3	2	7	0	2	1	0	9	
Team					2 1 3										
Totals		20-70	4-25	10-11	15	21	36	28	54	7	11	4	11	200	

1st - FG %:	6-21	28.6%	2nd:	3-15	20.0%	3rd:	5-17	29.4%	4th:	6-17	35.3%	Game:	20-70	28.6%	Deadball	
3FG %:	2-8	25.0%		0-7	0.0%		1-8	12.5%		1-2	50.0%		4-25	16.0%	Rebound	
FT %:	5-5	100.0%		0-0	0.0%		0-0	0.0%		5-6	83.3%		10-11	90.9%	Rebound	0,1

UF 71 • 2-0,0-0 SEC

		Total			3-Ptr			Rebounds							
#	Player	FG-FGA	FG-FGA	FT-FTA	Off	Def	Tot	PF	TP	A	TO	Blk	Stl	Min	
12	Williams,Zada	6-9	0-0	1-2	7	9	2	13	0	1	0	1	0	22	
01	Smith,Kiara	2-9	0-3	5-6	4	5	2	9	5	1	0	1	4	32	
03	Briggs,Lavender	6-14	1-4	3-6	4	6	10	2	16	2	6	1	2	38	
14	Moore,Kristina	2-8	2-6	0-0	2	6	8	1	6	1	5	0	0	27	
32	Johnson,Ariel	0-6	0-2	3-4	3	3	6	2	3	0	2	0	0	19	
15	Rickards,Nina	2-3	0-0	5-7	4	8	12	3	9	0	0	1	0	22	
22	Bartram,Brylee	3-12	3-11	2-2	0	1	1	11	1	2	0	0	0	21	
25	Dut,Faith	0-1	0-0	2-4	1	0	1	0	2	0	0	0	0	2	
30	Nichols,Emer	1-3	0-0	0-0	1	1	2	0	2	0	1	0	0	5	
44	Robinson,Paige	0-0	0-0	0-2	1	1	2	0	0	1	0	0	0	12	
Team					0 3 3										
Totals		22-65	6-26	21-33	27	36	63	15	71	9	19	2	7	200	

1st - FG %:	4-14	28.6%	2nd:	8-14	57.1%	3rd:	6-15	40.0%	4th:	4-22	18.2%	Game:	22-65	33.8%	Deadball	
3FG %:	3-6	50.0%		2-7	28.6%		1-7	14.3%		6-26	23.1%		6-26	23.1%	Rebound	6
FT %:	0-2	0.0%		6-6	100.0%		10-17	58.8%		5-8	62.5%		21-33	63.6%	Rebound	6

Officials: Missy Brooks, Eric Koch, Pualani Spurlock
Technical fouls: Longwood-None, UF-None.
Attendance: 1209
2019-20 Women's Basketball, Round: 0, Florida vs Longwood, Played at Exactech

Score by periods

	1st	2nd	3rd	4th	Total
Longwood	19	6	11	18	54
UF	11	24	23	13	71

	In	Off	2nd	Fast	Bench
Points	Paint	T/O	Chance	Break	
Longwood	26	14	12	7	19
UF	26	15	17	12	24

Last FG - LC 4th-02:45, UF 4th-04:38.
Largest lead - LC by 11 1st-00:48, UF by 28 4th-06:27.
LC led for 10:39, UF led for 27:13. Game was tied for 02:08.

Score tied - 2 times.
Lead changed - 3 times.

UF vs Grambling St.

11/5/19 6 p.m. at Hobby Assembly Center

GAME 1

UF 72 • 1-0

		Total			3-Ptr			Rebounds							
#	Player	FG-FGA	FG-FGA	FT-FTA	Off	Def	Tot	PF	TP	A	TO	Blk	Stl	Min	
01	Smith,Kiara	5-14	2-6	4-6	4	4	8	1	16	6	1	0	3	35	
03	Briggs,Lavender	3-9	0-2	0-0	0	1	1	1	6	8	3	0	1	33	
12	Williams,Zada	7-10	0-0	2-6	3	2	5	2	16	0	1	0	1	22	
14	Moore,Kristina	3-9	0-2	1-2	4	3	7	0	7	0	1	0	4	25	
32	Johnson,Ariel	1-8	0-6	0-0	1	6	7	1	2	3	1	0	1	20	
15	Rickards,Nina	4-8	0-1	2-2	4	1	5	1	10	2	1	0	3	25	
22	Bartram,Brylee	3-6	3-6	0-0	0	0	0	0	9	0	0	0	0	14	
25	Dut,Faith	0-0	0-0	0-0	0	0	0	0	0	0	0	0	0	1	
30	Nichols,Emer	3-5	0-0	0-2	1	4	5	2	6	0	2	0	0	17	
44	Robinson,Paige	0-1	0-0	0-0	1	2	3	2	0	0	0	0	0	8	
Team					1 2 3										
Totals		29-70	5-23</												

SEASON BOXES

Presbyterian vs UF 11/18/19 10:30 am at

GAME 4

Presbyterian 46 • 2-2,0-0 Big Ten

##	Player	Total			3-Ptr			Rebounds			PF	TP	A	TO	Blk	Stl	Min
		FG	FGA	FT	FTA	Off	Def	Total	Off	Def							
04	Bria Gibbs	f	0-4	0-1	2-2	1	1	2	3	2	0	1	0	1	7		
15	Tess Santos	f	1-5	1-4	1-2	1	3	4	1	4	1	2	0	1	36		
32	Jade Compton	f	7-16	5-9	1-2	1	5	6	5	20	0	9	0	3	32		
11	Kacie Hall	g	0-4	0-2	0-0	0	2	2	0	0	5	2	0	0	35		
14	Trinity Johnson	g	4-9	3-5	2-4	2	4	6	3	13	1	1	0	4	30		
03	Riley Hemm	g	0-0	0-0	0-0	0	1	1	0	0	1	1	1	1	8		
20	Georgia Stockton	g	0-1	0-0	0-0	0	0	0	0	0	0	0	0	1	15		
22	Tionna Carter	g	2-7	0-0	0-1	3	5	8	5	4	1	4	0	0	31		
23	Shamani Stafford	g	0-1	0-1	0-0	0	0	0	0	0	0	0	0	0	2		
30	Briley Buckner	g	1-3	1-2	0-0	1	0	1	3	3	0	0	0	0	1		
35	Alessia Capley	g	0-2	0-2	0-0	0	0	0	0	0	0	0	0	0	3		
Team																	
Totals			15-52	10-26	6-11	12	23	35	20	46	9	21	1	11	200		

1st - FG %: 4-13 30.8% 2nd: 3-11 27.3% 3rd: 5-12 41.7% 4th: 3-16 18.8% Game: 15-52 28.8% Deadball Rebound: 2
3FG %: 4-7 57.1% 2-9 22.2% 2-4 50.0% 2-6 33.3% 10-26 38.5%
FT %: 0-0 0.0% 1-2 50.0% 5-9 55.6% 0-0 0.0%

UF 60 • 4-0,0-0 SEC

##	Player	Total			3-Ptr			Rebounds			PF	TP	A	TO	Blk	Stl	Min
		FG	FGA	FT	FTA	Off	Def	Total	Off	Def							
12	Williams,Zada	f	5-7	0-0	0-5	1	8	9	1	10	2	0	1	1	30		
01	Smith,Kiara	g	3-10	1-6	4-5	1	4	5	3	11	2	6	1	0	39		
03	Briggs,Lavender	g	4-12	2-7	1-2	0	4	4	2	11	1	5	0	1	36		
14	Moore,Kristina	g	4-5	0-0	0-0	2	0	2	1	8	0	1	0	1	17		
32	Johnson,Ariel	g	4-10	2-7	0-0	2	2	4	1	10	4	2	0	3	32		
15	Rickards,Nina	g	2-4	0-0	3-4	3	5	8	3	7	0	5	0	1	30		
22	Bartram,Brylee	g	1-2	1-2	0-0	1	1	0	3	0	0	0	0	0	6		
44	Robinson,Paige	g	0-2	0-0	0-0	0	2	2	2	0	0	0	0	0	10		
Team																	
Totals			23-52	6-22	8-16	11	28	39	13	60	9	20	2	7	200		

1st - FG %: 6-18 33.3% 2nd: 7-14 50.0% 3rd: 5-13 38.5% 4th: 5-7 71.4% Game: 23-52 44.2% Deadball Rebound: 3
3FG %: 2-7 28.6% 2-7 28.6% 1-3 33.3% 1-3 33.3% 6-22 27.3%
FT %: 0-0 0.0% 0-2 0.0% 4-8 50.0% 4-6 66.7%

Officials: Ify Seales,Scott Yarbrough,Mark Zentz
 Technical fouls: Presbyterian-None. UF-None.
 Attendance: 1629
 2019-20 Women's Basketball. Round: 0. Florida vs Presbyterian. Played at Exact

Score by periods					
	1st	2nd	3rd	4th	Total
Presbyterian	12	9	17	8	46
UF	14	16	15	15	60

Last FG - PRESB 4th-00:46, UF 4th-02:01.
 Largest lead - PRESB None, UF by 16 4th-01:02.
 PRESB led for 00:00, UF led for 39:34. Game was tied for 00:26.

In Points 8 Off T/O 11 2nd Chance 11 Fast Break 1 Bench 7
 UF Points 30 Off T/O 16 2nd Chance 10 Fast Break 10 Bench 10

GAME 5

Official Basketball Box Score -- Game Totals -- Final Statistics Indiana vs UF 11/22/19 6:00 pm at

Indiana 73 • 4-0,0-0 Big Ten

##	Player	Total			3-Ptr			Rebounds			PF	TP	A	TO	Blk	Stl	Min
		FG	FGA	FT	FTA	Off	Def	Total	Off	Def							
10	Aleksa Gulbe	f	3-7	0-1	2-3	1	6	7	5	8	2	0	0	0	24		
50	Brenna Wise	f	7-9	1-2	1-2	1	5	6	2	16	1	0	0	0	27		
13	Jaelynn Penn	g	3-9	2-7	0-0	0	6	6	4	8	0	3	0	0	28		
14	Ali Patberg	g	2	2	0	0	2	3	4	7	2	0	3	36			
34	Grace Berger	g	10-15	1-3	2-2	0	3	3	1	23	0	6	0	5	33		
02	Keyanna Warthen	g	0-1	0-1	0-0	0	0	0	0	0	1	0	0	5			
03	Grace Waggoner	g	0-0	0-0	0-0	0	0	0	0	0	0	0	0	1			
11	Chanel Wilson	g	3-7	2-4	0-0	1	0	1	0	8	2	1	2	18			
33	Jorie Allen	g	0-0	0-0	0-0	0	0	0	0	0	0	0	0	0	8		
51	Hannah Noveroske	g	0-0	0-0	0-0	0	0	0	0	0	0	0	0	0	1		
54	Mackenzie Holmes	g	2-4	0-0	2-2	1	3	4	2	6	1	2	2	0	19		
Team																	
Totals			30-60	6-20	7-9	7	26	33	17	73	15	14	4	9	200		

1st - FG %: 6-15 40.0% 2nd: 9-16 56.3% 3rd: 8-14 57.1% 4th: 7-15 46.7% Game: 30-60 50.0% Deadball Rebound: 2
3FG %: 2-8 25.0% 3-7 42.9% 0-1 0.0% 1-4 25.0% 6-20 30.0%
FT %: 1-3 33.3% 3-3 100.0% 3-3 100.0% 0-0 0.0%

UF 49 • 4-1,0-0 SEC

##	Player	Total			3-Ptr			Rebounds			PF	TP	A	TO	Blk	Stl	Min
		FG	FGA	FT	FTA	Off	Def	Total	Off	Def							
12	Williams,Zada	f	1-5	0-0	0-0	2	5	7	1	2	2	1	0	0	29		
30	Nichols,Emer	c	2-4	0-0	0-0	1	0	3	3	1	4	0	1	0	16		
01	Smith,Kiara	g	7-17	1-4	3-3	1	4	5	2	18	2	5	0	0	33		
14	Moore,Kristina	g	3-6	1-3	1-2	1	2	3	2	8	0	5	0	2	24		
32	Johnson,Ariel	g	4-12	2-6	0-0	1	4	5	3	10	2	1	0	4	35		
15	Rickards,Nina	g	2-7	1-1	0-0	4	1	5	1	5	1	2	0	0	30		
22	Bartram,Brylee	g	0-4	0-3	0-0	0	1	1	0	0	1	1	0	0	13		
25	Dut,Faith	g	1-2	0-0	0-2	2	0	2	0	2	0	2	1	2	12		
44	Robinson,Paige	g	0-0	0-0	0-0	0	1	1	3	0	0	1	0	0	8		
Team																	
Totals			20-57	5-17	4-8	13	24	37	13	49	8	20	1	8	200		

1st - FG %: 7-16 43.8% 2nd: 5-14 35.7% 3rd: 5-13 38.5% 4th: 3-14 21.4% Game: 20-57 35.1% Deadball Rebound: 2
3FG %: 1-3 33.3% 3-6 50.0% 0-3 0.0% 1-5 20.0% 5-17 29.4%
FT %: 0-1 0.0% 0-0 0.0% 2-3 66.7% 2-4 50.0% 4-8 50.0%

Officials: Timothy Daley,Jesse Dickerson,Tina Napier
 Technical fouls: Indiana-None, UF-None.
 Attendance: 1224
 2019-20 Women's Basketball. Round: 0. Florida vs Indiana. Played at Exactech A

Score by periods					
	1st	2nd	3rd	4th	Total
Indiana	15	24	19	15	73
UF	15	13	12	9	49

Last FG - IND 4th-00:25, UF 4th-04:47.
 Largest lead - IND by 24 4th-00:25, UF by 3 1st-00:18.
 IND led for 36:32, UF led for 01:12. Game was tied for 02:16.

In Points 40 Off T/O 13 2nd Chance 13 Fast Break 18 Bench 14
 UF Points 24 Off T/O 13 2nd Chance 11 Fast Break 4 Bench 17

Score tied - 2 times, UF by 3 1st-00:18.
 Lead changed - 5 times.

Florida St. vs UF 11/26/19 6:00 pm at

GAME 6

Florida St. 66 • 6-0,0-0 ACC

##	Player	Total			3-Ptr			Rebounds			PF	TP	A	TO	Blk	Stl	Min
		FG	FGA	FT	FTA	Off	Def	Total	Off	Def							
15	Kiah Gillespie	f	8-16	1-3	0-2	5	13	18	1	17	2	2	0	0	36		
32	Valencia Myers	f	5-6	0-0	0-0	0	6	6	2	10	3	1	0	1	22		
12	Nicki Ekhomu	g	6-12	1-4	2-4	1	3	4	2	15	5	0	0	2	38		
13	Nausia Woolfolk	g	4-13	1-3	0-0	2	4	6	0	9	2	0	0	1	37		
24	Mo. Jones	g	3-7	0-0	0-2	2	0	2	2	6	0	2	0	0	12		
01	River Baldwin	g	3-6	0-0	1-2	2	2	4	2	7	0	0	2	0	18		
02	Sammie Puisis	g	0-1	0-1	0-0	1	2	3	0	1	1	0	0	0	13		
10	Kourtney Weber	g	1-5	0-2	0-0	2	0	2	1	2	1	1	1	1	22		
34	London Clarkson	g	0-0	0-0	0-0	0	0	0	1	0	1	0	0	0	2		
Team																	
Totals			30-66	3-13	3-10	15	32	47	11	66	15	7	3	5	200		

1st - FG %: 12-21 57.1% 2nd: 5-15 33.3% 3rd: 4-13 30.8% 4th: 9-17 52.9% Game: 30-66 45.5% Deadball Rebound: 3
3FG %: 1-4 25.0% 0-2 0.0% 2-5 40.0% 2-13 23.1% 10-30 33.3%
FT %: 0-0 0.0% 1-4 25.0% 2-6 33.3% 0-0 0.0%

UF 55 • 4-2,0-0 SEC

##	Player	Total			3-Ptr			Rebounds			PF	TP	A	TO	Blk	Stl	Min
		FG	FGA	FT	FTA	Off	Def	Total	Off	Def							
12	Williams,Zada	f	5-12	0-0	2-4	5	6	11	3	12	0	0	0	0	28		
01	Smith,Kiara	g	6-17	2-7	0-0	0	5	5	0	14	1	1	0	0	36		
03	Briggs,Lavender	g	4-17	2-8	0-0	1	4	5	2	10	1	2	0	1	35		
14	Moore,Kristina	g	3-8	0-2	1-1	1	2	3	3	7	1	1	0	1	30		
32	Johnson,Ariel	g	5-14	2-8	0-0	4	3	7	1	12	3	3	0	1	37		
15	Rickards,Nina	g	0-2	0-0	0-0	1	3	4	0	0	1	0	1	0	22		
25	Dut,Faith	g	0-0	0-0	0-0	0	0	0	0	0	0	0	0	0	3		
30	Nichols,Emer	g	0-0	0-0	0-0	0	0	0	0	0	0	0	0	0	2		
44	Robinson,Paige	g	0-0	0-0	0-0	1	1	2	2	0	0	0	0	0	7		
Team																	
Totals			23-70	6-25	3-5	16	25	41	11	55	7	8	1	3	200		

1st - FG %: 7-17 41.2% 2nd: 6-19 31.6% 3rd: 6-19 31.6% 4th: 4-15 26.7% Game: 23-70 32.9% Deadball Rebound: 1
3FG %: 2-7 28.6% 1-7 14.3% 1-4 25.0% 2-13 23.1% 10-30 33.3%
FT %: 0-0 0.0% 1-2 50.0% 2-3 66.7%

Officials: Angelica Suffren,Gina Cross,Beverly Roberts
 Technical fouls: Florida St.-None. UF-None.

SEASON BOXES

Florida vs Prairie View 12/05/19 7:00 pm at

GAME 8

Florida 51 • 6-2,0-0 SEC

#	Player	FG-FGA	3-Ptr	FT-FTA	Rebounds			PF	TP	A	TO	Blk	Stl	Min
					FG-FGA	3-Ptr	FT-FTA							
12	Williams,Zada	f 7-11	0-0	2-4	2	4	6	2	16	0	1	0	0	29
01	Smith,Kiara	f 1-6	0-3	1-6	1	6	7	3	3	5	4	0	1	35
03	Briggs,Lavender	g 7-15	1-6	0-0	0	5	5	2	15	1	3	2	1	38
14	Moore,Kristina	g 0-4	0-2	0-0	1	5	6	4	0	0	3	0	0	28
32	Johnson,Ariel	g 1-4	0-2	2-5	0	5	5	0	4	3	0	0	0	26
11	de Oliveira,Emanuelu	g 0-0	0-0	0-0	0	1	1	0	0	0	0	0	0	0
15	Rickards,Nina	g 2-3	1-1	0-0	0	3	3	0	5	0	2	0	1	22
22	Bartram,Brylee	g 2-3	2-3	0-0	0	0	0	1	6	1	1	0	0	11
25	Dut,Faith	g 1-1	0-0	0-0	0	0	0	0	2	0	0	0	0	7
44	Robinson,Paige	g 0-0	0-0	0-0	0	1	1	0	0	0	2	0	0	4
Team					1	0	1							
Totals		21-47	4-17	5-15	5	30	35	12	51	10	16	2	3	200

1st - FG %:	5-14	35.7%	2nd - FG %:	6-13	46.2%	3rd - FG %:	4-10	40.0%	4th - FG %:	6-10	60.0%	Game:	21-47	44.7%	Deadball
3FG %:	1-5	20.0%	1-5	20.0%	1-4	25.0%	1-3	33.3%	4-17	23.5%					Rebounds
FT %:	0-3	0.0%	0-3	0.0%	0-0	0.0%	0-3	0.0%	5-9	55.6%					4.3

Prairie View 44 • 2-6,0-0 SWAC

#	Player	FG-FGA	3-Ptr	FT-FTA	Rebounds			PF	TP	A	TO	Blk	Stl	Min
					FG-FGA	3-Ptr	FT-FTA							
14	Kennedi Heard	f 3-5	1-2	0-0	0	3	3	4	7	0	1	0	0	33
23	Kennedy Paul	f 8-20	2-3	1-2	0	6	6	2	19	0	0	0	1	32
01	Bernesha Peters	g 2-8	1-4	0-0	1	3	4	0	5	7	5	0	4	28
11	Diana Rosental	g 2-8	0-0	0-0	1	3	4	2	4	3	1	0	0	25
12	Dominique Newman	g 4-10	1-5	0-0	1	3	4	4	9	1	0	0	0	28
02	Tatyana Perez	g 0-1	0-0	0-0	1	1	2	1	0	3	1	0	1	19
04	Keayna Tolbert	g 0-0	0-0	0-0	0	0	0	0	0	0	0	0	0	1
05	Jadah Martin	g 0-3	0-2	0-0	0	0	1	1	0	0	0	0	0	6
10	Kennedi Green	g 0-1	0-0	0-0	0	1	1	3	0	1	1	0	0	11
22	Rachel Williams	g 0-0	0-0	0-0	1	1	2	0	0	0	0	0	1	6
32	Jhyrah Cobb	g 0-0	0-0	0-0	0	0	0	1	0	0	0	0	0	3
35	Amy Soumare	g 0-0	0-0	0-0	0	1	1	0	0	1	0	0	1	8
Team					0	0	0							
Totals		19-57	5-16	1-2	5	23	28	17	44	16	9	1	8	200

1st - FG %:	6-14	42.9%	2nd - FG %:	4-14	28.6%	3rd - FG %:	7-14	50.0%	4th - FG %:	2-15	13.3%	Game:	19-57	33.3%	Deadball
3FG %:	2-3	66.7%	0-3	0.0%	3-5	60.0%	0-3	0.0%	5-16	31.3%					Rebounds
FT %:	1-2	50.0%	0-0	0.0%	0-0	0.0%	0-0	0.0%	1-2	50.0%					1.4

Officials: Demoya Williams, Darren McClure, Kelly Johnson
Technical fouls: Florida-None, Prairie View-None.
Attendance: 500
2019-20 Women's Basketball. Round: 0. Florida vs Prairie View. Played at Will

Score by periods						In	Off	2nd	Fast	Bench
1st	2nd	3rd	4th	Total	UF	UF	T/O	Chance	Break	Bench
11	13	9	18	51	11	28	7	6	9	13
15	8	17	4	44	16	10	3	5	0	0

Last FG - UF 4th-04:41, PVAM 4th-00:43.
Largest lead - UF by 8 4th-03:08, PVAM by 8 3rd-07:12.
UF led for 09:33, PVAM led for 26:38. Game was tied for 03:49.

Mercer vs UF 12/17/19 7:00 pm at

GAME 10

Mercer 50 • 3-8,0-0 SoCon

#	Player	FG-FGA	3-Ptr	FT-FTA	Rebounds			PF	TP	A	TO	Blk	Stl	Min
					FG-FGA	3-Ptr	FT-FTA							
32	Jaron Dougherty	f 3-5	0-0	0-0	0	0	0	0	6	0	3	0	0	12
02	Jill Harris	g 2-9	1-6	0-0	1	1	2	1	5	2	2	0	1	32
01	Amoria Neal-Tysor	g 2-11	1-6	0-0	1	0	1	0	5	1	1	0	1	19
12	Tia Benvenuti	g 3-11	1-8	0-0	2	2	4	0	7	1	2	0	2	36
21	Shannon Titus	g 3-11	0-0	2-4	2	5	7	1	8	2	0	1	5	31
04	Cierra Scott	g 0-0	0-0	0-0	0	0	0	0	0	0	0	0	0	3
05	Emily Stradling	g 2-6	2-3	0-0	1	1	2	0	6	0	1	0	0	12
20	Sierra Votaw	g 3-11	0-0	0-0	2	2	4	4	6	4	2	2	0	26
23	Summer Pahl	g 1-2	0-0	5-8	4	7	11	4	7	0	1	0	1	29
Team					2	2	4							
Totals		19-66	5-23	7-12	15	20	35	10	50	10	13	3	10	200

1st - FG %:	6-17	35.3%	2nd - FG %:	4-18	22.2%	3rd - FG %:	6-15	40.0%	4th - FG %:	3-16	18.8%	Game:	19-66	28.8%	Deadball
3FG %:	1-4	25.0%	2-6	33.3%	2-8	25.0%	0-5	0.0%	5-23	21.7%					Rebounds
FT %:	1-2	50.0%	2-2	100.0%	2-4	50.0%	2-4	50.0%	7-12	58.3%					4

UF 71 • 7-3,0-0 SEC

#	Player	FG-FGA	3-Ptr	FT-FTA	Rebounds			PF	TP	A	TO	Blk	Stl	Min
					FG-FGA	3-Ptr	FT-FTA							
12	Williams,Zada	f 2-2	0-0	1-2	2	2	4	1	5	0	0	0	0	18
01	Smith,Kiara	g 6-14	2-8	7-9	4	6	10	0	21	5	4	0	1	37
03	Briggs,Lavender	g 4-8	0-0	2-2	5	6	11	0	10	1	5	0	2	38
14	Moore,Kristina	g 3-7	3-5	0-0	2	3	5	4	9	0	3	0	0	16
15	Pickards,Nina	g 2-12	1-6	0-0	3	2	5	0	5	0	4	0	1	24
11	de Oliveira,Emanuelu	g 0-2	0-0	0-0	0	0	0	0	0	0	0	0	0	4
22	Bartram,Brylee	g 2-4	2-4	0-0	0	1	1	1	6	0	0	0	0	20
25	Dut,Faith	g 2-5	0-0	1-1	2	0	2	1	5	1	0	0	0	10
32	Johnson,Ariel	g 4-11	2-8	0-0	0	3	3	2	10	3	2	0	1	21
44	Robinson,Paige	g 0-2	0-0	0-0	2	6	8	0	0	0	0	0	0	12
Team					3	4	7							
Totals		25-67	10-31	11-14	23	33	56	9	71	10	19	0	5	200

1st - FG %:	10-18	55.6%	2nd - FG %:	6-15	40.0%	3rd - FG %:	5-15	33.3%	4th - FG %:	4-19	21.1%	Game:	25-67	37.3%	Deadball
3FG %:	4-8	50.0%	3-8	37.5%	3-8	37.5%	0-9	0.0%	10-31	32.3%					Rebounds
FT %:	0-0	0.0%	5-6	83.3%	3-4	75.0%	3-4	75.0%	11-14	78.6%					2

Officials: Kylie Galloway, Karen Preato, Cameron Inouye
Technical fouls: Mercer-None, UF-None.
Attendance: 1017
2019-20 Women's Basketball. Round: 0. Florida vs Mercer. Played at Exattech Ar

Score by periods						In	Off	2nd	Fast	Bench
1st	2nd	3rd	4th	Total	MERCER	UF	T/O	Chance	Break	Bench
14	12	16	8	50	18	10	5	4	19	19
24	20	16	11	71	26	14	22	4	21	0

Last FG - MERCER 4th-01:57, UF 4th-00:57.
Largest lead - MERCER by 4 1st-08:56, UF by 24 3rd-07:07.
MERCER led for 03:46, UF led for 35:29. Game was tied for 00:45.

UF vs Kansas 12/08/19 2:00 pm at

GAME 9

UF 66 • 6-3,0-0 SEC

#	Player	FG-FGA	3-Ptr	FT-FTA	Rebounds			PF	TP	A	TO	Blk	Stl	Min
					FG-FGA	3-Ptr	FT-FTA							
12	Williams,Zada	f 5-9	0-0	2-4	5	2	7	3	12	0	0	0	1	23
01	Smith,Kiara	g 5-13	2-6	6-8	1	4	5	1	18	2	5	0	0	38
03	Briggs,Lavender	g 6-14	0-4	0-0	2	3	5	2	12	3	2	0	3	35
14	Moore,Kristina	g 3-7	1-3	0-1	0	5	5	7	1	1	2	2	2	27
32	Johnson,Ariel	g 1-6	0-3	0-0	1	1	2	4	2	1	3	1	1	19
11	de Oliveira,Emanuelu	g 0-0	0-0	0-0	0	2	2	1	0	0	0	0	0	3
15	Rickards,Nina	g 3-9	1-2	1-2	1	3	4	1	8	0	2	0	5	25
22	Bartram,Brylee	g 1-6	1-5	0-0	0	0	0	0	3	3	1	0	0	15
25	Dut,Faith	g 1-1	0-0	0-0	0	1	1	1	2	0	1	0	0	6
44	Robinson,Paige	g 1-1	0-0	0-0	0	0	0	0	2	2	0	0	0	9
Team					1	2	3							
Totals		26-66	5-23	9-15	11	23	34	20	66	8	14	3	12	200

1st - FG %:	7-17	41.2%	2nd - FG %:	5-12	41.7%	3rd - FG %:	7-14	50.0%	4th - FG %:	7-23	30.4%	Game:	26-66	39.4%	Deadball
3FG %:	0-5	0.0%	1-4	25.0%	2-5	40.0%	2-9	22.2%	5-23	21.7%					Rebounds
FT %:	0-0	0.0%	4-6	66.7%	2-4	50.0%	3-5	60.0%	9-15	60.0%					2

Kansas 76 • 8-0,0-0 Big 12

#	Player	FG-FGA	3-Ptr	FT-FTA	Rebounds			PF	TP	A	TO	Blk	Stl	Min
					FG-FGA	3-Ptr	FT-FTA							
04	Mariane De Carvalho	f 3-5	1-3	0-0	0	3	3	1	7	0	2	0	0	30
35	Bailey Helgren	c 1-3	0-0	1-2	2	3	5	4	7	3	0	0	1	24
05	Aniya Thomas	g 3-8	1-3	3-3	0	1	1	1	10	2	2	0	1	32
15	Zakiyah Franklin	g 2-7	2-4	4-4	0	2	2	1	10	2	2	0	0	23
21	Brooklyn Mitchell	g 6-10	1-2	3-6	0	6	6	2	16	6	9	0	1	36
01	Tina Stephens	g 6-8	0-0	4-8	0	4	4	0	16	2	1	0	2	26
13	Holly Kersgieter	g 5-9	3-4	1-1	0	8	8	1	14	3	3	1	3	29
Team					0	2	2							
Totals		26-50	8-16	16-24	5	32	37	10	76	15</				

SEASON BOXES

Florida vs Wake Forest 12/21/19 12:15 PM at Student Life Center, West Palm Beach, FL

GAME 12

Florida 68 • 8-4

#	Player	FG	FGA	3-Ptr	3-Ptr FGA	FT-FTA	Rebounds			PF	TP	A	TO	Blk	Stl	Min
							Off	Def	Tot							
12	Williams,Zada	f	5-6	0-0	0-2	3	2	5	0	10	0	1	0	1	34	
01	Smith,Kiara	g	5-9	0-2	4-5	0	5	5	4	14	3	3	0	0	36	
03	Briggs,Lavender	g	10-20	3-9	0-0	1	2	3	1	23	1	0	1	1	38	
14	Moore,Kristina	g	4-7	2-2	0-0	0	4	4	3	10	3	1	0	0	36	
15	Rickards,Nina	g	0-3	0-1	0-0	2	1	3	3	0	2	2	0	1	24	
22	Bartram,Brylee	g	3-9	3-8	0-0	0	0	0	0	9	1	0	0	0	19	
25	Dut,Faith	g	0-1	0-0	0-0	0	1	1	1	0	0	0	0	0	3	
32	Johnson,Ariel	g	1-2	0-0	0-0	0	0	0	0	2	0	0	0	0	7	
44	Robinson,Paige	g	0-1	0-0	0-0	1	0	1	0	0	0	1	0	0	3	
	Team					3	1	4				2				
	Totals		28-58	8-22	4-7	10	16	26	12	68	10	10	1	3	200	

1st - FG %: 8-18 44.4% 2nd: 10-16 62.5% 3rd: 5-13 38.5% 4th: 5-11 45.5% Game: 28-58 48.3% Deadball Rebounds: 2
3FG %: 3-6 50.0% FT %: 2-3 66.7% 0-0 0.0% 0-2 0.0% 4-7 57.1% 0-2 0.0%

Wake Forest 73 • 7-4

#	Player	FG	FGA	3-Ptr	3-Ptr FGA	FT-FTA	Rebounds			PF	TP	A	TO	Blk	Stl	Min
							Off	Def	Tot							
11	Raca,Ivana	f	4-12	0-3	6-6	1	4	5	1	14	4	1	0	1	40-	
44	Udoh,Ona	f	3-4	0-0	1-1	0	4	4	0	7	0	0	0	0	25	
05	Conti,Gina	g	7-13	0-2	1-1	1	1	2	1	15	6	2	0	3	33	
14	Sharp,Alex	g	9-15	3-6	0-0	3	4	7	1	21	0	2	0	1	37	
32	Scrugus,Alexandria	g	1-5	1-2	0-0	1	3	4	3	2	2	1	0	2	22	
02	Harrison,Kaia	g	0-4	0-2	0-0	0	0	0	0	0	2	0	0	0	15	
03	Maier,Mckenzie	g	0-0	0-0	0-0	0	0	0	0	0	0	0	0	0	0+	
21	Branch,Raeqyn	g	2-3	1-2	0-0	2	1	3	0	5	2	1	1	0	13	
23	Morra,Christina	g	4-4	0-0	0-0	3	2	5	2	8	0	3	0	0	15	
	Team					1	2	3								
	Totals		30-60	5-17	8-8	12	21	33	8	73	16	11	2	5	200	

1st - FG %: 11-19 57.9% 2nd: 8-16 50.0% 3rd: 9-16 56.3% 4th: 2-9 22.2% Game: 30-60 50.0% Deadball Rebounds: 2
3FG %: 1-2 50.0% FT %: 2-3 66.7% 0-0 0.0% 0-0 0.0% 8-22 36.4% 0-2 0.0% 8-8 100.0%

Officials: Jody Cantrell, Karleena Tobin, Ron Ledington
Technical fouls: Florida-None, Wake Forest-None.
Attendance: 200

Score by periods	1st	2nd	3rd	4th	Total
Florida	21	24	13	10	68
Wake Forest	24	19	22	8	73

Points In Off 2nd Fast Bench
Paint T/O Chance Break
UF 34 12 12 2 11
WFU 44 21 22 4 13

Last FG - UF 4th-00:22, WFU 4th-01:28.
Largest lead - UF by 8 3rd-07:55, WFU by 8 3rd-03:29.
UF led for 11:58, WFU led for 24:26. Game was tied for 02:43.

Florida vs Mississippi St. 01/02/20 7:10 pm at

GAME 14

Florida 47 • 9-5,0-1 SEC

#	Player	FG	FGA	3-Ptr	3-Ptr FGA	FT-FTA	Rebounds			PF	TP	A	TO	Blk	Stl	Min
							Off	Def	Tot							
12	Williams,Zada	f	1-6	0-0	2-4	4	2	6	3	4	0	1	0	1	16	
01	Smith,Kiara	g	5-10	0-0	5-6	1	2	3	1	15	1	3	0	0	29	
03	Briggs,Lavender	g	6-16	1-2	2-4	1	2	3	1	15	2	1	0	0	34	
14	Moore,Kristina	g	2-10	2-7	1-2	2	2	4	2	7	0	8	1	1	24	
15	Rickards,Nina	g	1-5	0-0	0-0	2	2	4	2	2	3	0	0	0	21	
11	de Oliveira,Emanuel	g	2-4	0-2	0-0	0	2	2	1	4	0	0	0	0	20	
22	Bartram,Brylee	g	0-4	0-4	0-0	0	0	0	0	0	0	0	0	0	15	
25	Dut,Faith	g	0-0	0-0	0-2	1	2	3	2	0	0	1	1	0	8	
32	Johnson,Ariel	g	0-4	0-1	0-2	0	0	0	0	2	0	3	0	1	17	
44	Robinson,Paige	g	0-0	0-0	0-0	1	2	3	1	0	0	1	1	2	16	
	Team					3	4	7								
	Totals		17-59	3-16	10-20	15	20	35	15	47	5	21	3	5	200	

1st - FG %: 5-14 35.7% 2nd: 4-16 25.0% 3rd: 4-12 33.3% 4th: 4-17 23.5% Game: 17-59 28.8% Deadball Rebounds: 4
3FG %: 0-1 0.0% FT %: 2-5 40.0% 1-4 25.0% 0-6 0.0% 3-16 18.8% 1-4 25.0% 10-20 50.0%

Mississippi St. 93 • 13-2,1-0 SEC

#	Player	FG	FGA	3-Ptr	3-Ptr FGA	FT-FTA	Rebounds			PF	TP	A	TO	Blk	Stl	Min
							Off	Def	Tot							
04	Jessika Carter	f	3-3	0-0	1-1	1	5	6	1	7	0	0	1	0	23	
05	Rickey Jackson	f	9-11	2-2	0-0	2	5	7	2	20	3	4	0	0	23	
55	Chloe Bibby	f	5-10	3-7	0-0	3	7	10	1	13	2	0	0	2	26	
01	Myah Taylor	g	1-4	0-0	0-0	0	2	2	3	2	6	1	0	0	26	
24	Jordan Danberry	g	10-11	0-0	1-2	1	0	1	2	21	8	3	0	4	25	
00	Jayla Hemingway	g	0-2	0-0	0-0	0	2	2	2	0	2	0	0	0	10	
02	Andra Espinoza-Hunte	g	1-2	1-2	0-0	0	1	1	0	3	0	0	0	1	10	
03	Alyah Matharu	g	2-9	0-4	4-5	0	1	1	0	8	1	0	0	1	13	
10	Ja'Mya Mingo-Young	g	1-3	0-0	3-4	0	4	4	4	5	1	3	0	1	16	
11	Xaria Wiggins	g	1-3	0-0	2-2	0	1	1	1	4	1	0	1	0	11	
13	Promise Taylor	g	1-2	0-0	0-0	0	2	2	2	2	0	0	2	0	8	
20	Yemiyah Morris	g	3-4	0-0	2-2	1	2	3	1	8	0	0	2	0	9	
	Team					0	1	1			1					
	Totals		37-64	6-15	13-16	8	33	41	19	93	24	12	6	9	200	

1st - FG %: 13-18 72.2% 2nd: 10-18 55.6% 3rd: 9-13 69.2% 4th: 5-15 33.3% Game: 37-64 57.8% Deadball Rebounds: 2
3FG %: 0-2 0.0% FT %: 5-6 83.3% 2-4 50.0% 1-6 16.7% 6-15 40.0% 5-7 71.4% 13-16 81.3%

Officials: Amy Bonner,Douglas Knight,Jesse Dickerson
Technical fouls: Florida-None, Mississippi St.-None.
Attendance: 7427
2019-20 Women's Basketball, Round: 0, Florida vs Mississippi St., Played at Hu

Score by periods	1st	2nd	3rd	4th	Total
Florida	12	12	14	9	47
Mississippi St.	27	28	22	16	93

Points In Off 2nd Fast Bench
Paint T/O Chance Break
UF 24 7 10 3 4
MSU 50 26 6 26 30

Last FG - UF 4th-04:39, MSU 4th-01:57.
Largest lead - UF None, MSU by 46 4th-01:57.
UF led for 00:00, MSU led for 39:44. Game was tied for 00:16.

Davidson vs Florida 12/29/19 2 p.m. at Exactech Arena at O'Connell Center

GAME 13

Davidson 50 • 7-6

#	Player	FG	FGA	3-Ptr	3-Ptr FGA	FT-FTA	Rebounds			PF	TP	A	TO	Blk	Stl	Min
							Off	Def	Tot							
33	WELLING, Ally	f	3-10	0-1	2-3	1	2	3	5	8	0	0	1	0	21	
11	DONOVAN, Sarah	f	2-3	0-0	0-0	0	2	2	0	4	0	0	1	0	11	
30	DEEGAN, Suzi-Rose	g	7-21	0-3	0-2	6	7	13	1	14	3	1	0	4	35	
01	TURNER, Katie	g	1-10	0-4	1-2	1	4	5	2	3	5	4	0	1	34	
32	WELCH, Chloe	g	1-6	0-2	0-0	0	3	3	1	2	2	3	0	0	24	
04	FITZGERALD, Kelly	g	0-1	0-1	0-0	0	0	0	0	0	0	0	0	0	3	
10	KONSTANS, Sarah	g	6-7	5-5	0-0	2	5	7	4	17	0	0	0	0	17	
14	GOULD, Cassidy	g	0-1	0-1	0-0	0	3	3	5	0	2	4	0	1	27	
20	TABOR, Cameron	g	0-2	0-2	0-0	0	0	0	0	0	0	0	0	0	9	
21	CARTER, Peyton	g	0-0	0-0	0-2	0	1	1	2	0	0	0	0	0	5	
24	FULLER, Adelaide	g	1-1	0-0	0-0	1	2	3	2	2	0	3	0	0	14	
	Team					2	2	4			1					
	Totals		21-62	5-19	3-9	13	31	44	22	50	12	16	2	6	200	

1st - FG %: 5-13 38.5% 2nd: 3-14 21.4% 3rd: 7-30 23.3% 4th: 6-15 40.0% Game: 21-62 33.9% Deadball Rebounds: 3
3FG %: 1-2 50.0% FT %: 0-0 0.0% 0-0 0.0% 1-5 20.0% 5-19 26.3% 1-4 25.0% 10-20 50.0%

Florida 55 • 9-4

#	Player	FG	FGA	3-Ptr	3-Ptr FGA	FT-FTA	Rebounds			PF	TP	A	TO	Blk	Stl	Min
							Off	Def	Tot							
12	Williams,Zada	f	0-1	0-0	3-6	4	11	15	1	3	0	1	0	1	31	
14	Moore,Kristina	f	3-6	0-2	3-3	1	2	3	2	9	1	3	0	1	28	
01	Smith,Kiara	g	6-12	2-3	0-1	0	3	3	0	14	2	4	0	4	38	
03	Briggs,Lavender	g	5-21	1-4	2-4	2	6	8	1	13	0	1	1	0	31	
15	Rickards,Nina	g	0-4	0-1	0-2	1	0	1	0	0	0	2	0	0	16	
22	Bartram,Brylee	g	0-3	0-2	0-0	0	0	0	0	0	0	1	0	0	18	
32	Johnson,Ariel	g	6-11	3-7	1-2	2	1	3	4	16	1	2	0	0	29	
44	Robinson,Paige	g	0-0	0-0	0-2	0	4	4	1	0	0	1	0	0	9	
	Team					1	4	5								
	Totals		20-58	6-19	9-20	11	31	42	9	55	5	14	1	6	200	

1st - FG %: 6-15 40.0% 2nd: 4-18 22.2% 3rd: 4-14 28.6% 4th: 6-14 43.0% Game: 20-58 34.5% Deadball Rebounds: 7
3FG %: 1-2 50.0% FT %: 0-0 0.0% 2-6 33.3% 1-5 20.0% 9-19 47.4% 3-8 37.5% 4-6 66.7%

Officials: Frank Statarone, Katie Lukanich, Blanca Burns
Technical fouls: Davidson-None, Florida-None.
Attendance: 1332

Score by periods	1st	2nd	3rd	4th	Total
Davidson	11	8	17	14	50
Florida	14	11	13	17	55

Points In Off 2nd Fast Bench
Paint T/O Chance Break
DAV 28 19 0 10 15
UF 24 19 14 4 18

Last FG - DAV 4th-01:25, UF 4th-02:06.
Largest lead - DAV by 2 1st-05:15, UF by 9 3rd-02:13.
DAV led for 00:22, UF led for 34:23. Game was tied for 05:15.

Florida vs Vanderbilt 01/05/20 12:00 pm at

GAME 15

Florida 47 • 9-5,0-1 SEC

#	Player	FG	FGA	3-Ptr	3-Ptr FGA	FT-FTA	Rebounds			PF	TP	A	TO
---	--------	----	-----	-------	-----------	--------	----------	--	--	----	----	---	----

LEADER BOARD

Points	G	Pts	Pts/G
Smith,Kiara	15	206	13.7
Briggs,Lavender	14	200	14.3
Williams,Zada	15	167	11.1
Johnson,Ariel	15	115	7.7
Moore,Kristina	15	108	7.2
Rickards,Nina	15	66	4.4
Bartram,Brylee	14	55	3.9
Dut,Faith	12	17	1.4
Nichols,Emer	5	14	2.8
Robinson,Paige	15	10	0.7
de Oliveira,Emanuely	5	10	2.0

FG Percentage	FG	Att	Pct
Williams,Zada	74	120	.617
Dut,Faith	7	14	.500
de Oliveira,Emanuely	4	8	.500
Nichols,Emer	7	14	.500
Smith,Kiara	71	172	.413
Briggs,Lavender	81	212	.382
Moore,Kristina	40	105	.381
Robinson,Paige	5	14	.357
Johnson,Ariel	43	128	.336
Rickards,Nina	25	78	.321
Bartram,Brylee	17	66	.258

3-Point Percentage	3FG	Att	Pct
Briggs,Lavender	22	63	.349
de Oliveira,Emanuely	1	3	.333
Moore,Kristina	14	48	.292
Smith,Kiara	18	63	.286
Bartram,Brylee	17	60	.283
Rickards,Nina	5	19	.263
Johnson,Ariel	16	67	.239

Free Throw Percent	FG	Att	Pct
Bartram,Brylee	4	4	1.000
Moore,Kristina	14	19	.737
Smith,Kiara	46	67	.687
Rickards,Nina	11	17	.647
Briggs,Lavender	16	29	.552
Johnson,Ariel	13	24	.542
de Oliveira,Emanuely	1	2	.500
Williams,Zada	19	50	.380
Dut,Faith	3	10	.300
Robinson,Paige	0	4	.000
Nichols,Emer	0	3	.000

Scoring Average	G	Pts	Avg/G
Briggs,Lavender	14	200	14.3
Smith,Kiara	15	206	13.7
Williams,Zada	15	167	11.1
Johnson,Ariel	15	115	7.7
Moore,Kristina	15	108	7.2
Rickards,Nina	15	66	4.4
Bartram,Brylee	14	55	3.9
Nichols,Emer	5	14	2.8
de Oliveira,Emanuely	5	10	2.0
Dut,Faith	12	17	1.4
Robinson,Paige	15	10	0.7

Field Goal Attempts	G	Att	Att/G
Briggs,Lavender	14	212	15.1
Smith,Kiara	15	172	11.5
Johnson,Ariel	15	128	8.5
Williams,Zada	15	120	8.0
Moore,Kristina	15	105	7.0

Field Goals Made	G	Made	Made/G
Briggs,Lavender	14	81	5.8
Williams,Zada	15	74	4.9
Smith,Kiara	15	71	4.7
Johnson,Ariel	15	43	2.9
Moore,Kristina	15	40	2.7

3-Point FG Attempts	G	Att	Att/G
Johnson,Ariel	15	67	4.5
Smith,Kiara	15	63	4.2
Briggs,Lavender	14	63	4.5
Bartram,Brylee	14	60	4.3
Moore,Kristina	15	48	3.2

3-Point FG Made	G	Made	Made/G
Briggs,Lavender	14	22	1.6
Smith,Kiara	15	18	1.2
Bartram,Brylee	14	17	1.2
Johnson,Ariel	15	16	1.1
Moore,Kristina	15	14	0.9

Free Throw Attempts	G	Att	Att/G
Smith,Kiara	15	67	4.5
Williams,Zada	15	50	3.3
Briggs,Lavender	14	29	2.1
Johnson,Ariel	15	24	1.6
Moore,Kristina	15	19	1.3

Free Throws Made	G	Made	Made/G
Smith,Kiara	15	46	3.1
Williams,Zada	15	19	1.3
Briggs,Lavender	14	16	1.1
Moore,Kristina	15	14	0.9
Johnson,Ariel	15	13	0.9

LEADER BOARD

Rebounds	G	Reb	Reb/G
Williams,Zada	15	125	8.3
Briggs,Lavender	14	86	6.1
Smith,Kiara	15	84	5.6
Rickards,Nina	15	68	4.5
Moore,Kristina	15	68	4.5

Rebound Average	G	Reb	Avg/G
Williams,Zada	15	125	8.3
Briggs,Lavender	14	86	6.1
Smith,Kiara	15	84	5.6
Moore,Kristina	15	68	4.5
Rickards,Nina	15	68	4.5

Offensive Rebounds	G	No.	Avg/G
Williams,Zada	15	53	3.5
Rickards,Nina	15	30	2.0
Johnson,Ariel	15	23	1.5
Briggs,Lavender	14	22	1.6
Smith,Kiara	15	21	1.4

Defensive Rebounds	G	No.	Avg/G
Williams,Zada	15	72	4.8
Briggs,Lavender	14	64	4.6
Smith,Kiara	15	63	4.2
Moore,Kristina	15	49	3.3
Johnson,Ariel	15	38	2.5
Rickards,Nina	15	38	2.5

Fouls	G	No.	Per/G
Moore,Kristina	15	38	2.5
Williams,Zada	15	27	1.8
Johnson,Ariel	15	25	1.7
Smith,Kiara	15	21	1.4
Briggs,Lavender	14	21	1.5

Foulouts	G	No.
Moore,Kristina	15	1

Assists	G	No.	Ast/G
Smith,Kiara	15	54	3.6
Johnson,Ariel	15	29	1.9
Briggs,Lavender	14	29	2.1
Rickards,Nina	15	18	1.2
Moore,Kristina	15	16	1.1

Steals	G	No.	Stl/G
Smith,Kiara	15	17	1.1
Briggs,Lavender	14	17	1.2
Moore,Kristina	15	16	1.1
Johnson,Ariel	15	15	1.0
Rickards,Nina	15	15	1.0

Blocked Shots	G	No.	Blk/G
Robinson,Paige	15	7	0.5
Briggs,Lavender	14	6	0.4
Moore,Kristina	15	4	0.3
Williams,Zada	15	4	0.3
Rickards,Nina	15	3	0.2
Dut,Faith	12	3	0.3

Minutes	G	No.	Min/G
Smith,Kiara	15	527	35.1
Briggs,Lavender	14	499	35.6
Moore,Kristina	15	392	26.1
Williams,Zada	15	381	25.4
Johnson,Ariel	15	357	23.8

Turnovers	G	No.	TO/G
Smith,Kiara	15	45	3.0
Briggs,Lavender	14	43	3.1
Moore,Kristina	15	39	2.6
Rickards,Nina	15	30	2.0
Johnson,Ariel	15	24	1.6

GAME/GAME BREAKDOWN

Opponent	1st	2nd	Score	Mar	Total FG	FG Pct	3-Pointers	3FG Pct	Free Throws	FT Pct	Rebounds	Assist	T/Over	Block	Steal	Fouls
Grambling St.	30/31	42/34	72-65	+7	29-70/26-56	.414/.464	5-23/10-23	.217/.435	9-18/3-8	.500/.375	44/33 +11	19/14	11/21	0/5	13/4	10/12
LONGWOOD	35/25	36/29	71-54	+17	22-65/20-70	.338/.286	6-26/4-25	.231/.160	21-33/10-11	.636/.909	63/36 +27	9/7	19/11	2/4	7/11	15/28
SAMFORD	53/18	31/30	84-48	+36	33-64/20-70	.516/.286	13-25/5-23	.520/.217	5-9/3-6	.556/.500	47/37 +10	22/8	17/15	3/0	10/8	11/17
PRESBYTERIAN	30/21	30/25	60-46	+14	23-52/15-52	.442/.288	6-22/10-26	.273/.385	8-16/6-11	.500/.545	39/35 +4	9/9	20/21	2/1	7/11	13/20
INDIANA	28/39	21/34	49-73	(24)	20-57/30-60	.351/.500	5-17/6-20	.294/.300	4-8/7-9	.500/.778	37/33 +4	8/15	20/14	1/4	8/9	13/17
FLORIDA ST.	31/36	24/30	55-66	(11)	23-70/30-66	.329/.455	6-25/3-13	.240/.231	3-5/3-10	.600/.300	41/47 (6)	7/15	8/7	1/3	3/5	11/11
FLORIDA A&M	40/25	44/15	84-40	+44	36-71/18-68	.507/.265	6-19/2-23	.316/.087	6-10/2-8	.600/.250	51/36 +15	15/4	12/17	5/0	10/6	11/16
Prairie View	24/23	27/21	51-44	+7	21-47/19-57	.447/.333	4-17/5-16	.235/.313	5-15/1-2	.333/.500	35/28 +7	10/16	16/9	2/1	3/8	12/17
Kansas	29/29	37/47	66-76	(10)	26-66/26-50	.394/.520	5-23/8-16	.217/.500	9-15/16-24	.600/.667	34/37 (3)	8/15	14/19	3/2	12/7	20/10
MERCER	44/26	27/24	71-50	+21	25-67/19-66	.373/.288	10-31/5-23	.323/.217	11-14/7-12	.786/.583	56/35 +21	10/10	19/13	0/3	5/10	9/10
Xavier	35/28	32/36	67-64	+3	27-67/23-60	.403/.383	6-23/8-17	.261/.471	7-16/10-16	.438/.625	44/38 +6	19/14	14/14	3/4	5/4	13/15
Wake Forest	45/43	23/30	68-73	(5)	28-58/30-60	.483/.500	8-22/5-17	.364/.294	4-7/8-8	.571/1000	26/33 (7)	10/16	10/11	1/2	3/5	12/8
DAVIDSON	25/19	30/31	55-50	+5	20-58/21-62	.345/.339	6-19/5-19	.316/.263	9-20/3-9	.450/.333	42/44 (2)	5/12	14/16	1/2	6/6	9/22
Mississippi St.	24/55	23/38	47-93	(46)	17-59/37-64	.288/.578	3-16/6-15	.188/.400	10-20/13-16	.500/.813	35/41 (6)	5/24	21/12	3/6	5/9	15/19
VANDERBILT	40/34	28/26	68-60	+8	24-60/25-59	.400/.424	4-15/2-3	.267/.667	16-23/8-14	.696/.571	42/35 +7	9/8	13/14	3/0	5/6	14/18

HOME GAME SPLITS

#	Player	gp-gs	min	avg	Total		3-Point		F-Throw		Rebounds				a	to	blk	stl	pts	avg		
					fg-fga	fg%	3fg-fga	3fg%	ft-fga	ft%	off	def	tot	avg							pf	dq
01	Smith,Kiara	9-9	319	35.4	47-112	.420	13-41	.317	25-34	.735	12	38	50	5.6	9	0	33	25	1	12	132	14.7
03	Briggs,Lavender	8-8	287	35.9	43-124	.347	15-37	.405	14-24	.583	17	43	60	7.5	14	0	12	31	3	9	115	14.4
32	Johnson,Ariel	9-6	248	27.6	38-97	.392	16-51	.314	8-11	.727	20	24	44	4.9	17	0	17	16	0	11	100	11.1
12	Williams,Zada	9-9	227	25.2	38-60	.633	0-0	.000	8-23	.348	32	57	89	9.9	13	0	5	7	3	7	84	9.3
14	Moore,Kristina	9-9	224	24.9	26-60	.433	9-29	.310	12-14	.857	11	27	38	4.2	22	0	8	22	1	8	73	8.1
15	Rickards,Nina	9-3	197	21.9	13-46	.283	2-12	.167	8-13	.615	19	25	44	4.9	10	0	9	18	3	5	36	4.0
11	de Oliveira,Emanuely	2-0	15	7.5	2-4	.500	1-1	1.000	1-2	.500	0	4	4	2.0	2	0	0	0	1	0	6	3.0
22	Bartram,Brylee	8-0	121	15.1	6-32	.188	6-28	.214	4-4	1.000	0	9	9	1.1	2	0	8	4	0	4	22	2.8
25	Dut,Faith	6-0	43	7.2	5-11	.455	0-0	.000	3-8	.375	5	2	7	1.2	2	0	2	4	2	4	13	2.2
30	Nichols,Emer	4-1	31	7.8	4-9	.444	0-0	.000	0-1	.000	2	6	8	2.0	1	0	0	4	0	0	8	2.0

AWAY GAME SPLITS

#	Player	gp-gs	min	avg	Total		3-Point		F-Throw		Rebounds				a	to	blk	stl	pts	avg		
					fg-fga	fg%	3fg-fga	3fg%	ft-fga	ft%	off	def	tot	avg							pf	dq
01	Smith,Kiara	4-4	137	34.2	16-43	.372	4-15	.267	16-26	.615	7	16	23	5.8	6	0	14	13	0	4	52	13.0
03	Briggs,Lavender	4-4	140	35.0	22-54	.407	2-14	.143	2-4	.500	3	11	14	3.5	6	0	14	9	2	5	48	12.0
12	Williams,Zada	4-4	90	22.5	20-36	.556	0-0	.000	8-18	.444	14	10	24	6.0	10	0	0	3	0	3	48	12.0
15	Rickards,Nina	4-1	93	23.3	10-25	.400	2-4	.500	3-4	.750	7	9	16	4.0	4	0	2	8	0	9	25	6.3
30	Nichols,Emer	1-0	17	17.0	3-5	.600	0-0	.000	0-2	.000	1	4	5	5.0	2	0	0	2	0	0	6	6.0
14	Moore,Kristina	4-4	104	26.0	8-30	.267	3-14	.214	2-5	.400	7	15	22	5.5	11	1	1	13	3	7	21	5.3
22	Bartram,Brylee	4-0	55	13.8	6-19	.316	6-18	.333	0-0	.000	0	0	0	0.0	1	0	2	1	0	0	18	4.5
32	Johnson,Ariel	4-3	82	20.5	3-22	.136	0-12	.000	2-7	.286	2	12	14	3.5	7	0	9	7	1	3	8	2.0
11	de Oliveira,Emanuely	3-0	23	7.7	2-4	.500	0-2	.000	0-0	.000	0	5	5	1.7	2	0	0	0	0	0	4	1.3
25	Dut,Faith	4-0	22	5.5	2-2	1.000	0-0	.000	0-2	.000	1	3	4	1.0	3	0	0	2	1	0	4	1.0

NEUTRAL SITE SPLITS

#	Player	gp-gs	min	avg	Total		3-Point		F-Throw		Rebounds				a	to	blk	stl	pts	avg		
					fg-fga	fg%	3fg-fga	3fg%	ft-fga	ft%	off	def	tot	avg							pf	dq
03	Briggs,Lavender	2-2	72	36.0	16-34	.471	5-12	.417	0-1	.000	2	10	12	6.0	1	0	3	3	1	3	37	18.5
12	Williams,Zada	2-2	64	32.0	16-24	.667	0-0	.000	3-9	.333	7	5	12	6.0	4	0	1	1	1	1	35	17.5
01	Smith,Kiara	2-2	71	35.5	8-17	.471	1-7	.143	5-7	.714	2	9	11	5.5	6	0	7	7	0	1	22	11.0
22	Bartram,Brylee	2-0	39	19.5	5-15	.333	5-14	.357	0-0	.000	0	0	0	0.0	1	0	1	0	0	0	15	7.5
14	Moore,Kristina	2-2	64	32.0	6-15	.400	2-5	.400	0-0	.000	1	7	8	4.0	5	0	7	4	0	1	14	7.0
32	Johnson,Ariel	2-0	27	13.5	2-9	.222	0-4	.000	3-6	.500	1	2	3	1.5	1	0	3	1	0	1	7	3.5
15	Rickards,Nina	2-2	48	24.0	2-7	.286	1-3	.333	0-0	.000	4	4	8	4.0	5	0	7	4	0	1	5	2.5
44	Robinson,Paige	2-0	11	5.5	0-3	.000	0-0	.000	0-0	.000	2	2	4	2.0	1	0	0	1	2	0	0	0.0
25	Dut,Faith	2-0	4	2.0	0-1	.000	0-0	.000	0-0	.000	0	1	1	0.5	1	0	0	0	0	0	0	0.0

CONFERENCE ONLY STATS

RECORD:	OVERALL	HOME	AWAY	NEUTRAL
ALL GAMES	1-1	1-0	0-1	0-0
CONFERENCE	1-1	1-0	0-1	0-0
NON-CONFERENCE	0-0	0-0	0-0	0-0

#	Player	gp-gs	min	avg	Total		3-Point		F-Throw		Rebounds				a	to	blk	stl	pts	avg		
					fg-fga	fg%	3fg-fga	3fg%	ft-fa	ft%	off	def	tot	avg							pf	dq
03	Briggs,Lavender	2-2	74	37.0	14-35	.400	3-6	.500	3-7	.429	1	4	5	2.5	4	0	4	4	0	0	34	17.0
01	Smith,Kiara	2-2	69	34.5	11-22	.500	0-2	.000	10-14	.714	2	5	7	3.5	2	0	6	4	0	1	32	16.0
12	Williams,Zada	2-2	46	23.0	6-14	.429	0-0	.000	2-4	.500	7	10	17	8.5	5	0	0	2	0	3	14	7.0
14	Moore,Kristina	2-2	53	26.5	2-14	.143	2-9	.222	7-8	.875	2	5	7	3.5	5	0	0	8	1	3	13	6.5
11	de Oliveira,Emanuely	2-0	31	15.5	4-6	.667	1-3	.333	1-2	.500	0	6	6	3.0	3	0	0	0	1	0	10	5.0
32	Johnson,Ariel	2-0	45	22.5	3-18	.167	1-6	.167	3-6	.500	4	4	8	4.0	3	0	3	5	0	1	10	5.0
15	Rickards,Nina	2-2	27	13.5	1-6	.167	0-1	.000	0-0	.000	4	2	6	3.0	2	0	1	6	0	0	2	1.0
25	Dut,Faith	1-0	8	8.0	0-0	.000	0-0	.000	0-2	.000	1	2	3	3.0	2	0	0	1	1	0	0	0.0
22	Bartram,Brylee	2-0	21	10.5	0-4	.000	0-4	.000	0-0	.000	0	0	0	0.0	0	0	0	1	0	0	0	0.0
44	Robinson,Paige	2-0	26	13.0	0-0	.000	0-0	.000	0-0	.000	3	4	7	3.5	3	0	0	1	3	2	0	0.0
Team											6	5	11				2					
Total.....		2	400		41-119	.345	7-31	.226	26-43	.605	30	47	77	38.5	29	0	14	34	6	10	115	57.5
Opponents.....		2	400		62-123	.504	8-18	.444	21-30	.700	18	58	76	38.0	37	-	32	26	6	15	153	76.5

TEAM STATISTICS	UF	OPP	Date	Opponent	Score	Att.
SCORING	115	153	* 01/02/20	at Mississippi St.	L 47-93	7427
Points per game	57.5	76.5	* 01/05/20	VANDERBILT	W 68-60	1229
Scoring margin	-19.0	-	* - Conference game			
FIELD GOALS-ATT	41-119	62-123				
Field goal pct	.345	.504				
3 POINT FG-ATT	7-31	8-18				
3-point FG pct	.226	.444				
3-pt FG made per game	3.5	4.0				
FREE THROWS-ATT	26-43	21-30				
Free throw pct	.605	.700				
F-Throws made per game	13.0	10.5				
REBOUNDS	77	76				
Rebounds per game	38.5	38.0				
Rebounding margin	+0.5	-				
ASSISTS	14	32				
Assists per game	7.0	16.0				
TURNOVERS	34	26				
Turnovers per game	17.0	13.0				
Turnover margin	-4.0	-				
Assist/turnover ratio	0.4	1.2				
STEALS	10	15				
Steals per game	5.0	7.5				
BLOCKS	6	6				
Blocks per game	3.0	3.0				
ATTENDANCE	1229	7427				
Home games-Avg/Game	1-1229	1-7427				
Neutral site-Avg/Game	-	0-0				

Score by Periods	1st	2nd	3rd	4th	Totals
UF	29	35	25	26	115
Opponents	46	43	32	32	153

SEASON STATS

RECORD:	OVERALL	HOME	AWAY	NEUTRAL
ALL GAMES	10-5	7-2	2-2	1-1
CONFERENCE	1-1	1-0	0-1	0-0
NON-CONFERENCE	9-4	6-2	2-1	1-1

#	Player	gp-gs	min	avg	Total		3-Point		F-Throw		Rebounds				a	to	blk	stl	pts	avg		
					fg-fga	fg%	3fg-fga	3fg%	ft-fa	ft%	off	def	tot	avg							pf	dq
03	Briggs,Lavender	14-14	499	35.6	81-212	.382	22-63	.349	16-29	.552	22	64	86	6.1	21	0	29	43	6	17	200	14.3
01	Smith,Kiara	15-15	527	35.1	71-172	.413	18-63	.286	46-67	.687	21	63	84	5.6	21	0	54	45	1	17	206	13.7
12	Williams,Zada	15-15	381	25.4	74-120	.617	0-0	.000	19-50	.380	53	72	125	8.3	27	0	6	11	4	11	167	11.1
32	Johnson,Ariel	15-9	357	23.8	43-128	.336	16-67	.239	13-24	.542	23	38	61	4.1	25	0	29	24	1	15	115	7.7
14	Moore,Kristina	15-15	392	26.1	40-105	.381	14-48	.292	14-19	.737	19	49	68	4.5	38	1	16	39	4	16	108	7.2
15	Rickards,Nina	15-6	338	22.5	25-78	.321	5-19	.263	11-17	.647	30	38	68	4.5	19	0	18	30	3	15	66	4.4
22	Bartram,Brylee	14-0	215	15.4	17-66	.258	17-60	.283	4-4	1.000	0	9	9	0.6	4	0	11	5	0	4	55	3.9
30	Nichols,Emer	5-1	48	9.6	7-14	.500	0-0	.000	0-3	.000	3	10	13	2.6	3	0	0	6	0	0	14	2.8
11	de Oliveira,Emanuely	5-0	38	7.6	4-8	.500	1-3	.333	1-2	.500	0	9	9	1.8	4	0	0	0	1	0	10	2.0
25	Dut,Faith	12-0	69	5.8	7-14	.500	0-0	.000	3-10	.300	6	6	12	1.0	6	0	2	6	3	4	17	1.4
44	Robinson,Paige	15-0	136	9.1	5-14	.357	0-0	.000	0-4	.000	12	27	39	2.6	20	0	0	8	7	3	10	0.7
Team											27	35	62				11					
Total.....		15	3000		374-931	.402	93-323	.288	127-229	.555	216	420	636	42.4	188	1	165	228	30	102	968	64.5
Opponents.....		15	3000		359-920	.390	84-279	.301	100-164	.610	163	385	548	36.5	240	-	187	214	37	109	902	60.1

TEAM STATISTICS	UF	OPP	Date	Opponent	Score	Att.
SCORING	968	902	11/5/19	at Grambling St.	w 72-65	212
Points per game	64.5	60.1	11/10/19	LONGWOOD	w 71-54	1209
Scoring margin	+4.4	-	11/16/19	SAMFORD	w 84-48	1080
FIELD GOALS-ATT	374-931	359-920	11/18/19	PRESBYTERIAN	w 60-46	1629
Field goal pct	.402	.390	11/22/19	INDIANA	L 49-73	1224
3 POINT FG-ATT	93-323	84-279	11/26/19	FLORIDA ST.	L 55-66	1489
3-point FG pct	.288	.301	12/01/19	FLORIDA A&M	w 84-40	1305
3-pt FG made per game	6.2	5.6	12/05/19	at Prairie View	w 51-44	500
FREE THROWS-ATT	127-229	100-164	12/08/19	at Kansas	L 66-76	1625
Free throw pct	.555	.610	12/17/19	MERCER	w 71-50	1017
F-Throws made per game	8.5	6.7	12/20/19	vs Xavier	w 67-64	250
REBOUNDS	636	548	12/21/19	vs Wake Forest	L 68-73	200
Rebounds per game	42.4	36.5	12/29/19	DAVIDSON	w 55-50	1332
Rebounding margin	+5.9	-	* 01/02/20	at Mississippi St.	L 47-93	7427
ASSISTS	165	187	* 01/05/20	VANDERBILT	w 68-60	1229
Assists per game	11.0	12.5				
TURNOVERS	228	214				
Turnovers per game	15.2	14.3				
Turnover margin	-0.9	-				
Assist/turnover ratio	0.7	0.9				
STEALS	102	109				
Steals per game	6.8	7.3				
BLOCKS	30	37				
Blocks per game	2.0	2.5				
ATTENDANCE	11514	10214				
Home games-Avg/Game	9-1279	4-2441				
Neutral site-Avg/Game	-	2-225				

* - Conference game

Score by Periods	1st	2nd	3rd	4th	Totals
UF	245	268	221	234	968
Opponents	239	213	243	207	902