



2019-20 AUBURN WOMEN'S BASKETBALL

AUBURN ATHLETICS COMMUNICATIONS: 392 SOUTH DONAHUE DRIVE || AUBURN, AL 36830 || AUBURNTIGERS.COM || @AUBURNWBB

2019-20 SCHEDULE/RESULTS 6-7, 0-2 SEC

DATE	OPPONENT	TIME/TV/RESULT
Nov. 6	WOFFORD	W 84-82
Nov. 14	OLD DOMINION	L 77-89
Nov. 21	at UAB	L 75-80
Nov. 24	ST. JOSEPH'S	W 66-62
Nov. 29	1-vs. Middle Tennessee	L 50-73
Nov. 30	1-vs. Dayton (OT)	W 76-74
Dec. 1	1-vs. Drake	L 82-83
Dec. 4	at South Alabama	W 82-62
Dec. 7	2-at TCU	L 65-80
Dec. 15	BETHUNE-COOKMAN	W 74-56
Dec. 28	JACKSONVILLE STATE	W 62-53
Jan. 2	*at Vanderbilt	L 55-77
Jan. 5	*#20 ARKANSAS	L 70-86
Jan. 9	*FLORIDA	+ 6 pm
Jan. 12	*ALABAMA	+ 2 pm
Jan. 19	*at Georgia	ESPNU 1 pm
Jan. 23	*OLE MISS	+ 6 pm
Jan. 27	*at Kentucky	SECN 6 pm
Jan. 30	*at Mississippi State	+ 7 pm
Feb. 2	*VANDERBILT	+ 2 pm
Feb. 9	*at Alabama	SECN 2 pm
Feb. 13	*at South Carolina	SECN 6 pm
Feb. 16	*LSU	SECN 4 pm
Feb. 20	*MISSISSIPPI STATE	SECN 8 pm
Feb. 23	*at Texas A&M	ESPN2 3 pm
Feb. 27	*at Missouri	+ 7 pm
Mar. 1	*TENNESSEE	SECN 2 pm
Mar. 4-8	SEC Tournament	Greenville
M20-23	NCAA First-Second Rounds	TBD
M27-30	NCAA Regionals	TBD
Apr 3-5	Women's Final Four	New Orleans

All times Central. Home Games in **BOLD CAPS**.
 1 - Gulf Coast Showcase (Estero, Fla.)
 2 - SEC/Big 12 Challenge
 + = SEC Network+ / ESPN3.com

AUBURN ATHLETICS COMMUNICATIONS

KIRK SAMPSON..... Associate AD
 kirk@auburn.edu
 WES TODD Assistant Director/WBB Contact
 wlt0006@auburn.edu
 C: 334-750-5682

Web.....AuburnTigers.com
 Twitter.....@AuburnWBB
 Facebook...../AuburnWBB
 Instagram.....@AuburnWBB
 Office Phone.....(334) 844-9800



GAME 14

Florida (10-5, 1-1)

Thursday, Jan. 9, 2020 • 6 p.m. CT



Site.....Auburn, Ala.
 Venue.....Auburn Arena (9,121)
 TV.....SEC Network + (Brad Law, Joe Ciampi)
 Radio.....WTGZ 93.9 FM (Brit Bowen, Larry DiChiara)
 Audio Webcast.....AuburnTigers.com/watch
 Live Stats.....AuburnStats.com
 Twitter.....@AuburnWBB
 Series Record.....Auburn leads 39-21
 at Auburn.....Auburn leads 16-6
 Last Meeting.....Auburn 64, Florida 56 (Jan. 6, 2019 at Gainesville)

GAMEDAY BREAKDOWN

AUBURN TIGERS

Rankings.....AP: NR | Coaches: NR
 2019-20 Record.....6-7
 SEC.....0-2
 Home.....4-2
 Away.....1-3
 Neutral.....1-2
 Streak.....L2
 Head Coach.....Terri Williams-Flournoy
 Record at AU (Yrs.).....130-108 (8th)
 Overall Record (Yrs.).....273-212 (16th)
 Record vs. Florida.....5-4

FLORIDA GATORS

Rankings.....AP: NR | Coaches: NR
 2019-20 Record.....10-5
 SEC.....1-1
 Home.....7-2
 Away.....2-2
 Neutral.....1-1
 Streak.....W1
 Head Coach.....Cam Newbauer
 Record at UF (Yrs.).....29-47 (3rd)
 Overall Record (Yrs.).....108-97 (7th)
 Record vs. Auburn.....0-2

AUBURN PROJECTED STARTERS (based on last game)



DAISHA ALEXANDER
 G • SR • 5-8
 Decatur, Ga.

PPG: 13.9
 RPG: 3.4
 APG: 2.1



ANNIE HUGHES
 G • FR • 5-8
 Dutton, Ala.

PPG: 3.8
 RPG: 2.2
 APG: 1.0



BROOKE MOORE
 G • SO • 5-7
 Atlanta, Ga.

PPG: 12.3
 RPG: 1.5
 APG: 1.2



UNIQUE THOMPSON
 F • JR • 6-3
 Theodore, Ala.

PPG: 17.5
 RPG: 12.1
 APG: 1.8



ERIN HOWARD
 F/G • SO • 6-2
 Madison, Wis.

PPG: 6.3
 RPG: 4.7
 APG: 0.8

OFF THE BENCH

No.	Pos.	Name	Ht.	Year	PPG	RPG	Hometown
1	G	Robyn Benton	5-9	So.	5.0	1.3	Atlanta, Ga.
2	G	Sania Wells	5-7	Fr.	0.9	0.5	Moss Point, Miss.
10	F	Kiyae' White	6-2	R-So.	4.0	5.4	Macungie, Pa.
13	G	Lauren Hansen	5-8	Fr.	8.6	1.3	Long Island, N.Y.
*14	F	Jala Jordan	6-2	So.	--	--	Philadelphia, Pa. (WVU)
*23	G	Honesty Scott-Grayson	5-9	So.	--	--	Brick, N.J. (Baylor)
30	G	Morgan Robinson-Nwagwu	5-8	Fr.	2.2	1.6	Norcross, Ga.
35	F	Natalie Kelly	6-3	So.	0.5	0.5	Albany, La.

*ineligible for 2019-20 season per NCAA transfer rules

Head Coach: Terri Williams-Flournoy

Assistants: Ty Evans, La'Keshia Frett Meredith, Clarisse Garcia

#WarEagle
#TeamOfExcellence



AuburnTigers.com



@AuburnWBB | @AuburnTigers
@AUCoachFlo



/AuburnWBB
/AuburnTigers

TEAM SCHEDULE AND MEDIA AVAILABILITY >> JANUARY 6-12 (times Central unless noted otherwise)

MONDAY January 6	TUESDAY January 7	WEDNESDAY January 8	THURSDAY January 9	FRIDAY January 10	SATURDAY January 11	SUNDAY January 12
OFF DAY	PRACTICE 3-5 p.m. Auburn Arena	PRACTICE 2:30-6 p.m. Auburn Arena	GAME 6:00 Auburn vs. Florida	PRACTICE TBA Auburn Arena	PRACTICE 10 a.m.-1 p.m. Auburn Arena	GAME 2:00 Auburn vs. Alabama
	COACH FLO SHOW 6-7 p.m. Baumhower's Victory Grill		Interviews Postgame			Interviews Postgame

AUBURN ATHLETICS COMMUNICATIONS

QUICK FACTS

AUBURNTIGERS.COM

For updated game notes, statistics and all the latest information on Auburn basketball and gameday activities, go to AuburnTigers.com.

INTERVIEW POLICIES

- Coach Williams-Flournoy, assistant coaches and selected athletes are available for phone and personal interviews by contacting Wes Todd in the athletic communications office.
- Following home games, interviews with Coach Flo and selected players will be conducted in the media room following a 10-minute cooling-off period. Visiting coaches and players, if requested, will be available first.
- Interviews following road contests will be conducted in accordance with the home team's media policies.
- Practices are generally closed to the public, but media may cover practice with advance notice.**

CREDENTIALS

Anyone wishing to cover Auburn women's basketball should contact Wes Todd in the communications office at least one day in advance in order to make the proper arrangements. Game credentials will be held at media will call, located inside the scholarship entrance at Auburn Arena. Parking passes are not needed.

GAME DAY SERVICES

Notes for both teams and flip cards will be provided prior to the game. Stats will be distributed at halftime and after the game. Wireless internet is available in the Arena.

VIDEO SERVICES

FTP feeds of selected Auburn basketball highlights are available for the media. A number of studio and satellite services may be arranged for electronic media by calling War Eagle Productions at 334-750-4345.

COMMUNICATIONS STAFF

- Wes Todd Women's Basketball contact
cell: 334-750-5682
email: wlt0006@auburn.edu
- Grant Keith Student assistant/WBB
email: gak0005@auburn.edu
- Kirk Sampson Associate AD
cell: 334-750-1385
email: sampska@auburn.edu

GENERAL INFORMATION

Location..... Auburn, Ala.
Founded1856
Enrollment.....30,440
Nickname Tigers
Colors..... Burnt Orange and Navy Blue
Facility (Capacity) Auburn Arena (9,121)
Interim President..... Dr. Jay Gogue
Director of Athletics Allen Greene
Sr. Assoc. AD/SWA..... Monique Holland

WOMEN'S BASKETBALL HISTORY

First Year of Women's Basketball1971
All-Time Record (Years).....942-486 (49th)
All-Time SEC Record (since 1981)236-238
All-Time Home Record437-120
at Auburn Arena (since 2010)..... 90-49
NCAA Tournament Appearances.....21
Last NCAA App./Result.....2019 - First Round
SEC Regular-Season Championships 5
..... 1981, 1987, 1988, 1989, 2009
SEC Tournament Championships..... 4
..... 1981, 1987, 1990, 1997

COACHING & SUPPORT STAFF

Head Coach..... Terri Williams-Flournoy
Alma Mater, Year Penn State, 1991
Overall Record273-212 (.564) / 16th year
Auburn Record130-108 (.549) / 8th year
Associate Head Coach (Year at Auburn) Ty Evans (8th)
Alma Mater, Year Wisconsin-Whitewater (1995)
Assistant Coach (Year) La'Keshia Frett Meredith (1st)
Alma Mater, Year Georgia (1997)
Assistant Coach (Year at Auburn) Clarisse Garcia (4th)
Alma Mater, Year Villanova (2007)
Strength & Conditioning Coach Lee Taylor
Director of Basketball Operations Bianca Webb
Director of Basketball Services Justin Peak
Special Asst. to the Head Coach Reneisha Hobbs
Athletic Trainer..... Catherine Gordon
Grad. Student Mgrs Anthony Evans, Rebecca Walthall

GAMEDAY EXPERIENCE: AUBURN ARENA

>> Auburn Arena is in its 10th season as home of Auburn Basketball. The Tigers are 90-49 since moving to the Arena in 2010-11. The facility seats 9,121 for basketball and also hosts Auburn volleyball and gymnastics.



TEAM INFORMATION

2018-19 Record 22-10
2018-19 SEC Record 9-7
SEC Finish..... T-6th
Starters Returning/Lost3/2
Letterwinners Returning/Lost7/4
Newcomers..... 6

AUBURN TIGERS

Overall: 6-7 SEC: 0-2

Head Coach: Terri Williams-Flournoy (8th Season)

PRONUNCIATION GUIDE

Daisa Alexander - DAY-zha
 Jala Jordan - JAY-lah
 Morgan Robinson-Nwagwu - wah-GOO

Sania Wells - sa-NYE-uh
 Kiyae' White - kye-YAY
 Terri Williams-Flournoy - FluH-NOY

		<i>Pts</i>	<i>Reb</i>	<i>Ast</i>	<i>Stl</i>	<i>Blk</i>	
0	DAISA ALEXANDER G • 5-8 • Sr. • Decatur, Ga. • Southwest DeKalb HS	Season High	24	6	4	4	-
		Career High	25	8	8	7	2
		PPG	RPG	SPG	FG	3FG	FT
		19-20	13.9	3.4	2.3	.432	.314
1	ROBYN BENTON G • 5-9 • So. • Atlanta, Ga. • Greater Atlanta Christian	Season High	10	2	3	4	2
		Career High	16	5	3	4	2
		PPG	RPG	SPG	FG	3FG	FT
		19-20	5.0	1.3	2.5	.333	.429
2	SANIA WELLS G • 5-7 • Fr. • Moss Point, Miss. • East Central HS	Season High	4	3	3	1	-
		Career High	4	3	3	1	-
		PPG	RPG	APG	FG	3FG	FT
		19-20	0.9	0.5	0.7	.222	.000
3	ANNIE HUGHES G • 5-9 • Fr. • Dutton, Ala. • Pisgah HS	Season High	12	7	4	3	-
		Career High	12	7	4	3	-
		PPG	RPG	APG	FG	3FG	FT
		19-20	3.8	2.2	1.0	.392	.294
5	BROOKE MOORE G • 5-7 • So. • Atlanta, Ga. • Henry County HS	Season High	20	4	3	4	1
		Career High	23	4	3	4	1
		PPG	RPG	APG	FG	3FG	FT
		19-20	12.3	1.5	1.2	.357	.260
10	KIYAE' WHITE F • 6-2 • R-So. • Macungie, Pa. • Emmaus HS	Season High	12	11	4	3	1
		Career High	12	11	4	3	1
		PPG	RPG	SPG	FG	3FG	FT
		19-20	4.0	5.4	0.9	.436	-
13	LAUREN HANSEN G • 5-8 • Fr. • Long Island, N.Y. • Ward Melville HS	Season High	24	6	4	4	-
		Career High	24	6	4	4	-
		PPG	RPG	APG	FG	3FG	FT
		19-20	8.6	1.3	1.8	.330	.333
14	JALA JORDAN F • 6-2 • So. • Philadelphia, Pa. • West Virginia	Season High					
		Career High					
		PPG	RPG	SPG	FG	3FG	FT
		19-20					
20	UNIQUE THOMPSON F • 6-3 • Jr. • Theodore, Ala. • Faith Academy	Season High	31	19	5	2	2
		Career High	31	19	5	4	6
		PPG	RPG	SPG	FG	3FG	FT
		19-20	17.5	12.1	1.9	.646	-
23	HONESTY SCOTT-GRAYSON G • 5-9 • So. • Brick, N.J. • Baylor	Season High					
		Career High					
		PPG	RPG	SPG	FG	3FG	FT
		19-20					
24	ERIN HOWARD F/G • 6-1 • So. • Madison, Wis. • Madison East HS	Season High	14	7	3	4	2
		Career High	14	8	5	4	3
		PPG	RPG	SPG	FG	3FG	FT
		19-20	6.3	4.7	1.5	.348	.255
30	MORGAN ROBINSON-NWAGWU G • 5-8 • Fr. • Norcross, Ga. • Norcross HS	Season High	6	4	4	1	1
		Career High	6	4	4	1	1
		PPG	RPG	APG	FG	3FG	FT
		19-20	2.2	1.6	1.8	.294	1.000
35	NATALIE KELLY F • 6-3 • So. • Albany, La. • Albany HS	Season High	3	2	-	-	-
		Career High	3	3	-	1	1
		PPG	RPG	SPG	FG	3FG	FT
		19-20	0.5	0.5	0.0	1.000	-

LAST GAME (vs ARK): 19 pts, 2 stl, 1 ast
 • Preseason All-SEC Second Team (coaches)
 • 12th in SEC in scoring, 5th in steals
 • Scored 1,000th career point vs. Jacksonville St. (12/28)
 • Career-high 25 pts at Indiana (12/3/17)

LAST GAME (vs ARK): 6 pts, 4 stl, 3 ast
 • 2019 SEC All-Freshman Team
 • Made season debut with 10 pts vs. B-C (12/15)
 • Missed first nine games of season with injury
 • Avg. 5.8 ppg in '19; 4th among SEC freshmen

LAST GAME (vs ARK): 1 assist
 • Scored 4 points in Auburn debut at UAB
 • Ranked as #27 PG nationally by ESPN
 • USA Today All-Mississippi Team
 • Avg. 27 pts, 5 rebs, 4 stls as HS senior

LAST GAME (vs ARK): 2 pts, 2 reb
 • Career-high 7 rebs vs. B-C (12/15)
 • 3rd AU frosh to start debut since '12 (Thompson, Frerking)
 • 2019 Alabama Miss Basketball; 1st at AU since W. Boddie
 • Avg. 21.4 pts, 7.0 rebs, 4.2 asts, 3.5 stls as HS senior

LAST GAME (vs ARK): 19 pts, 1 stl
 • Season-high 20 points, 4-6 3FG at South Alabama (12/4)
 • Began career 21-of-21 FTs
 • Career-high 23 pts, 5 3FG vs. Alabama St. (12/29/18)
 • Made 4 3FG vs. Elon as AU set single-game 3FG record

LAST GAME (vs ARK): 4 pts, 6 reb
 • Career-high 12 pts, 6-8 FT vs. St. Joseph's
 • Career-high 11 rebs, 4 asts in 1st career start vs. Wofford
 • Played in 29 games as redshirt freshman in '19
 • Redshirted '17-18 while rehabbing knee injury

LAST GAME (vs ARK): 7 pts, 2 ast
 • Career-hi 24 pts, 7-14 3FG vs. Drake
 • 7 3FG vs. Drake most for AU player since 1/1/17
 • Made Auburn debut vs. ODU; missed 1st game w/ injury
 • Ranked as #71 overall prospect, #20 guard by ESPN

• Will redshirt this season after transfer from WVU
 • Appeared in 25 games as freshman at WVU
 • Ranked #14 wing in class of '18 by ESPN

LAST GAME (vs ARK): 6 pts, 13 reb, 6 ast, 2 stl
 • Preseason All-SEC Second Team (coaches/media)
 • Leads SEC in rebounds, 4th in scoring
 • 32 career double-doubles, 3rd in AU history
 • Had double-double in first 12 games of season

• Will redshirt this season after transfer from Baylor
 • Appeared in 28 games as frosh at Baylor; avg. 2.5 ppg
 • 2018 McDonald's All-American
 • Bronze medal w/ USA Basketball U16 Team in '16
 • Ranked as #20 overall prospect, #3 guard by ESPN

LAST GAME (vs ARK): 4 pts, 7 reb, 2 stl
 • Career-high 14 pts, 4 stl, 4 3FG at South Alabama (12/4)
 • Tip-in at buzzer vs. Dayton to force OT (11/30)
 • Appeared in 31 games as freshman, started 17
 • Career-high 12 pts vs. Missouri (2/24/19)

LAST GAME (vs ARK): 3 pts, 3 ast, 1 reb
 • Career-high 6 points vs. Bethune-Cookman (12/15)
 • Scored first AU points at UAB (11/21)
 • Ranked as No. 28 guard by ESPN
 • 1st-team all-state; regional player of the year

LAST GAME (vs ARK): Played 2 minutes
 • Scored career-high 3 pts vs. St. Joseph's
 • Appeared in 12 games as freshman
 • Scored first collegiate FG vs. UL-Lafayette (11/25/18)
 • Career-high 3 rebs vs. Samford, Alabama St.

Inside the Matchup

Auburn vs. Florida 38-21 (.644)

In Auburn: 16-6
 --At Auburn Arena: 3-2
 In Gainesville: 13-11
 Neutral Sites: 9-4
 Trend: Auburn has won 5 of the last 6 meetings

1973-74	W	83-32	Gainesville, Fla.
1977-78	L	61-80	Gainesville, Fla.
1977-78	W	78-63	Auburn
1977-78	L	66-69	Starkville, Miss. (12)
Nov. 20, 1978	L	63-80	Auburn
Dec. 16, 1978	W	56-50	Lexington, Ky. (13)
Jan. 6, 1979	L	61-68	Starkville, Miss. (12)
Feb. 3, 1979	W	86-80	Gainesville, Fla.
Jan. 30, 1980	W	86-58	Auburn
Feb. 2, 1980	W	81-67	Gainesville, Fla.
Jan. 7, 1981	W	76-55	Auburn
Jan. 24, 1981	W	88-66	Gainesville, Fla.
March 1, 1984	W	75-65	Athens, Ga.*
Feb. 28, 1985	W	83-64	Oxford, Miss.*
Feb. 5, 1986	W	73-48	Auburn
Jan. 31, 1987	W	99-44	Gainesville, Fla.
Feb. 6, 1988	W	75-42	Auburn
Jan. 28, 1989	W	87-58	Gainesville, Fla.
March 4, 1989	W	72-61	Albany, Ga.*
Jan. 13, 1990	W	73-66	Auburn
Jan. 23, 1991	W	93-59	Gainesville, Fla.
Feb. 15, 1992	W	94-49	Auburn
March 6, 1992	W	70-58	Albany, Ga.*
Feb. 14, 1993	W	79-64	Gainesville, Fla.
Feb. 27, 1994	W	80-76	Auburn
March 5, 1994	L	67-72	Chattanooga, Tenn.*
Feb. 29, 1995	L	54-62 (OT)	Gainesville, Fla.
Jan. 7, 1996	W	69-53	Auburn
Jan. 4, 1997	L	58-71	Gainesville, Fla.
March 3, 1997	W	52-47	Chattanooga, Tenn.*
Jan. 14, 1998	L	61-65	Auburn
Jan. 14, 1999	W	76-71	Gainesville, Fla.
Jan. 20, 2000	W	92-56	Auburn
Jan. 18, 2001	L	59-72	Gainesville, Fla.
Jan. 6, 2002	L	61-70	Auburn
Feb. 28, 2002	W	70-57	Nashville, Tenn.*
Feb. 13, 2003	W	62-51	Gainesville, Fla.
Feb. 29, 2004	L	60-71	Auburn
Jan. 9, 2005	L	60-67	Gainesville, Fla.
Feb. 2, 2006	L	61-72	Gainesville, Fla.
Feb. 19, 2006	W	73-58	Auburn
Jan. 18, 2007	W	74-69	Gainesville, Fla.
Feb. 22, 2007	W	78-62	Auburn
Feb. 7, 2008	L	67-73	Gainesville, Fla.
Jan. 11, 2009	W	81-65	Auburn
Jan. 7, 2010	L	68-71 (2OT)	Gainesville, Fla.
Mar. 4, 2010	W	74-61	Duluth, Ga.*
Jan. 6, 2011	W	73-56	Auburn
Feb. 9, 2012	L	56-70	Gainesville, Fla.
March 1, 2012	L	60-70	Nashville, Tenn.*
Feb. 10, 2013	L	57-65	Auburn
Jan. 26, 2014	L	69-87	Gainesville, Fla.
Jan. 4, 2015	L	50-63	Auburn
March 4, 2015	W	71-49	N. Little Rock, Ark.*
Feb. 14, 2016	W	80-58	Auburn
Feb. 28, 2016	L	49-56	Gainesville, Fla.
Jan. 1, 2017	W	82-75	Gainesville, Fla.
Dec. 31, 2017	W	84-55	Auburn
Jan. 6, 2019	W	64-56	Gainesville, Fla.

* SEC Tournament
 @ NCAA Tournament

Auburn Women's Basketball Quick Hitters

- This is the 60th meeting between Auburn and Florida in women's basketball and the 23rd in Auburn
- Auburn leads the series 38-21, including a 16-6 advantage at home
- Auburn has won the last three meetings and five of the last six
- Auburn fought back from a halftime deficit to win 64-56 in Gainesville last year
- Unique Thompson has 12 double-doubles in 13 games this year, which leads the NCAA; she has 32 career double-doubles, which ranks 3rd in Auburn history
- Thompson has been named SEC Player of the Week twice this season, including most recently on Dec. 30
- Thompson's 714 career rebounds rank 2nd among active SEC players and 15th in Auburn history
- Thompson scored 31 points at TCU (12/7), her career-high and the 39th individual 30-point game in Auburn history
- Thompson's 31-point, 15-rebound effort was Auburn's first 30-15 game since Dec. 19, 2008, when DeWanna Bonner had 30 points and 16 rebounds vs. George Washington
- Senior Daisa Alexander scored her 1,000th career point in Auburn's win over Jacksonville State (12/28); she is the 34th Tiger to reach that milestone
- Alexander's 193 career steals rank second among active SEC players; her 1,023 points are 7th among active players
- Sophomore Erin Howard had her best game at Auburn with a 14-point, 6-rebound, 4-steal effort at South Alabama; she was 4-for-4 on 3-pointers in the second half; Brooke Moore added a season-high 20, also hitting 4 3-pointers
- The Tigers have employed five different starting lineups this year; seven of 11 active players have drawn starts
- Auburn's 13 3-pointers vs. Drake (12/1) tied for the second-most in program history, one shy of the school record (14) set at Drake on Dec. 22 of last season; the Tigers followed that up with 12 at South Alabama, giving them 25 in a two-game span
- Freshman Lauren Hansen hit 7 3-pointers vs. Drake, one shy of the Auburn single-game record and the most by an Auburn player since Brandy Montgomery made 7 3-pointers at Florida on Jan. 1, 2017
- Hansen scored 24 points in the Drake game, a career-high and the most by an Auburn freshman since Unique Thompson scored 29 at Louisiana-Lafayette on Dec. 8, 2017
- Lauren Hansen and Annie Hughes both drew starts as true freshmen in the first three games of the season
- Against Wofford, Unique Thompson (25 pts) and Daisa Alexander (22 pts) gave Auburn its first game with two 20-point scorers since an overtime win over North Carolina last season (Dec. 21, 2018, in Myrtle Beach)
- Auburn is in its 49th season of women's basketball and has 942 program wins
- Auburn is one of two programs nationwide with two or fewer upperclassmen on the roster; 11 of the 13 players on the roster are freshmen or sophomores

Moving On Up (Auburn Career Milestone Watch) . . .

- **Unique Thompson** is 3rd in career double-doubles with 32 (C.C. Hayden); needs 6 to tie for 2nd (Lauretta Freeman, 38)
- **Unique Thompson** is 15th in career rebounds with 714, needs 35 to tie for 13th (C.C. Hayden & Kendall Mago, 749)
- **Unique Thompson** needs 72 points for 1,000 in her career
- **Daisa Alexander** is 9th in career 3-point FG made with 118; needs 29 to tie for 8th (Katie Frerking, 147)
- **Daisa Alexander** is 9th in career 3-point attempts with 349; needs 21 to tie for 8th (Kristen Mulligan, 370)
- **Daisa Alexander** scored her 1,000th career point vs. Jacksonville State (12/28); needs 103 points to enter the Auburn top 30

INDIVIDUAL CATEGORY LEADERS

Auburn	Florida
Unique Thompson - 17.5.....Points.....	Lavender Briggs - 14.3
Unique Thompson - 12.1.....Rebounds.....	Zada Williams - 8.3
Daisa Alexander - 2.1.....Assists.....	Kiara Smith - 3.6
Daisa Alexander - 2.3.....Steals.....	Lavender Briggs - 1.2
Erin Howard - 0.7.....Blocks.....	Paige Robinson - 0.5
Unique Thompson - 31.5.....Minutes Played.....	Lavender Briggs - 35.6
Unique Thompson - .646.....Field Goal Percentage.....	Zada Williams - .617
Lauren Hansen - .333.....3-Point Percentage.....	Lavender Briggs - .349
Daisa Alexander - .775.....Free-Throw Percentage.....	Kiara Smith - .687

OPENING TIP

» Auburn continues a three-game home stand Thursday night when the Tigers host Florida at 6 p.m. CT at Auburn Arena.

» Auburn is 6-7 overall, 0-2 in SEC play, and fell at home to No. 20 Arkansas 86-70 on Sunday afternoon.

» Florida is 10-5 overall, 1-1 in SEC play, and earned their first league win of the year Sunday at home against Vanderbilt, 68-60.

LAST TIME OUT

» Daisa Alexander and Brooke Moore both scored 19 points, but Auburn fell to No. 20 Arkansas 86-70 Sunday in the home SEC opener at Auburn Arena.

» The Tigers (6-7, 0-2 SEC) saw the Razorbacks (13-2, 2-0) jump out to a big early lead and never look back as Auburn was unable to slow down the SEC's top-scoring team.

» Alexander and Moore shared the team lead with 19 points each and were Auburn's only two players in double-figures. Junior Unique Thompson saw her 13-game double-double streak come to an end as she pulled down a game-high 13 rebounds but was held to six points. Thompson also led the Tigers with six assists. Erin Howard had seven rebounds, and Robyn Benton added six points and a team-leading four steals.

» Auburn shot 53 percent in the second half and finished at 41 percent for the game (27-66), but Arkansas was lights-out early and finished at 51.6 percent from the field (32-62). The Razorbacks also hit 12 3-pointers on 27 attempts and scored 24 points off 19 Auburn turnovers.

UP NEXT

» It's rivalry time Sunday at Auburn Arena as the Tigers host Alabama. Game time is 2 p.m. CT.

AN AUBURN WIN WOULD...

» Avoid the first three-game losing streak of the season.

» Be Auburn's fourth straight win over Florida and sixth in the last seven meetings.

» Be welcomed by all.

AUBURN-FLORIDA SERIES

» This is the 59th meeting between Auburn and Florida in women's basketball. Auburn is 38-21 all-time against the Gators, including a 16-6 edge in games played in Auburn.

» The Tigers have won the last three meetings and five of the last six. The Gators' last visit to Auburn Arena was an 84-55 Auburn victory on New Year's Eve 2017.

LAST MEETING: Jan. 6, 2019**Auburn 64, Florida 56**

» Daisa Alexander scored 22 points, Janiah McKay added 16, and Auburn overcame a six-point halftime deficit to earn a 64-56 win at Florida Sunday afternoon.

» The Tigers battled early foul trouble and shooting woes but turned things around in the second half, shooting 55.6 percent in the final 20 minutes and converting 13 second-half Florida turnovers into 25 points to pull away for the win.

» Alexander's 22 points were a season-high; she also led the Tigers with five steals. McKay added six rebounds, six assists and three steals to go along with her 16-point effort. The pair of Auburn guards

combined for 25 points in the second half. Unique Thompson was the Tigers' leading rebounder with nine board to go along with eight points, and Crystal Primm added nine points.

» After a dismal offensive first half that saw Auburn score a season-low 25 points and shoot 33 percent from the field, the Tigers shot 55.6 percent (15-of-27) in the second and used two 8-0 runs in the fourth quarter to pull away for the win. The Tigers finished at 44 percent for the game while Florida shot 34.6 percent. Auburn also won the rebounding battle 34-32 and scored 31 points off 20 Florida turnovers.

SCOUTING FLORIDA

» Florida is 10-5 on the season and 1-1 in SEC play. The Gators have already surpassed their win total from 2018-19 when they finished 8-23.

» The Gators average 64.5 points/game and allow 60.1.

» Freshman Lavender Briggs is the Gators' leading scorer at 14.3 points/game. Kiara Smith adds 13.3 points and 3.6 assists/game.

SCOUTING AUBURN

» The Tigers are among the most inexperienced teams in the country with just two upperclassmen on their 13-player roster. With four freshmen and seven sophomores, Auburn is one of just eight teams nationwide with three or fewer upperclassmen on its roster.

» Auburn averages 70.6 points per game but gives up 73.6; the Tigers lead the SEC with 10.7 steals per game.

» Junior forward Unique Thompson has 12 double-doubles through 13 games, averaging 15.5 points and 12.1 rebounds; she is the leading rebounder and fourth-leading scorer in the Southeastern Conference. She has 32 career double-doubles, which ranks 3rd in Auburn history and second among active SEC players.

» Senior guard Daisa Alexander is the Tigers' second-leading scorer, averaging 13.9 points/game. She scored her 1,000th career point against Jacksonville State on Dec. 28, becoming the 34th Tiger to reach that milestone. Alexander also ranks fifth in the SEC in steals (2.3/game).

» Sophomore Brooke Moore gives Auburn a third player in double figures at 12.3 points/game. She is Auburn's leading scorer through two conference games at 18.0 points/game. She scored a season-high 20 points at South Alabama, hitting 4-of-6 3-point attempts

» Freshman Lauren Hansen earned her first career start at UAB on Nov. 21 in her second collegiate game. Hansen followed that up with an 18-point, 4-steal performance in a win over St. Joseph's, then a 24-point, 4-assist day against Drake where she made seven 3-pointers.

» Sophomore Robyn Benton made her season debut vs. Bethune-Cookman on Dec. 15, scoring 10 points along with two blocks. She missed the season's first nine games with injury.

» Freshman Annie Hughes and redshirt sophomore Kiyae' White earned their first career starts on opening night vs. Wofford. Both have played in all 13 games; White is Auburn's second-leading rebounder at 5.4/game.

» Auburn returned three starters (Daisa Alexander, Erin Howard, Unique Thompson) and four other letterwinners from its 2018-19 team that finished 22-10 overall, 9-7 in SEC play, and

SEC STANDINGS & SCHEDULE

	<i>(thru games of Jan. 6)</i>					
	SEC Games			All Games		
	W	L	Pct.	W	L	Pct.
Mississippi St.	2	0	1.000	14	2	.875
South Carolina	2	0	1.000	14	1	.933
Texas A&M	2	0	1.000	14	1	.933
Arkansas	1	1	.500	13	2	.867
Florida	1	1	.500	10	5	.667
Georgia	1	1	.500	10	5	.667
Kentucky	1	1	.500	12	2	.857
LSU	1	1	.500	11	3	.786
Missouri	1	1	.500	4	11	.267
Tennessee	1	1	.500	11	3	.786
Vanderbilt	1	1	.500	11	4	.733
Alabama	0	2	.000	10	5	.667
AUBURN	0	2	.000	6	7	.462
Ole Miss	0	2	.000	7	8	.467

Thursday, Jan. 2

*#4 South Carolina 93, Alabama 78
 *#20 Arkansas 86, Auburn 70
 *Florida 68, Vanderbilt 60
 *#15 Mississippi State 73, Georgia 66
 *#13 Kentucky 80, #22 Kentucky 76
 *Missouri 69, LSU 65

Monday, Jan. 6

*#11 Texas A&M 79, Ole Miss 35



Thursday, Jan. 9

*#14 Kentucky at Alabama
 *Florida at Auburn
 *#21 Arkansas at #4 South Carolina
 *Vanderbilt at Georgia
 *LSU at #10 Texas A&M
 *Ole Miss at #23 Tennessee
 *Missouri at #13 Mississippi State

Sunday, Jan. 12

*Alabama at Auburn
 *Missouri at #21 Arkansas
 *Florida at #14 Kentucky
 *Georgia at #23 Tennessee
 *Ole Miss at LSU
 *#4 South Carolina at Vanderbilt

Inside the Numbers

CATEGORY		
	AUBURN	FLORIDA
Points Per Game	70.6	64.5
Scoring Margin	-3.0	+4.4
Field Goal %	42.0%	40.2%
Opp. Field Goal %	45.5%	39.0%
3 pt Field Goal %	29.9%	28.8%
Opp. 3FG %	36.3%	30.1%
Rebounds	36.2	42.4
Opp. Rebounds	32.9	36.5
Rebound Margin	+3.3	+5.9
Turnovers	17.8	15.2
Opp. Turnovers	17.8	14.3
Steals	10.7	6.8
Opp. Steals	8.4	7.3
Blocks	2.2	2.0
Opp. Blocks	2.2	2.5

Associated Press Top 25

(Week 9: Jan. 6)

Rk	Team	Record	Prev
1	Connecticut (19)	12-0	1
2	Oregon (7)	12-1	2
3	Oregon State (3)	14-0	3
4	South Carolina (1)	14-1	4
5	Stanford	13-1	5
6	Baylor	11-1	6
7	Louisville	14-1	7
8	UCLA	14-0	10
9	NC State	14-0	9
10	Texas A&M	13-1	11
11	Florida State	14-1	8
12	Indiana	12-2	14
13	Mississippi State	14-2	15
14	Kentucky	12-2	13
15	DePaul	13-2	16
16	Gonzaga	14-1	17
17	Maryland	10-3	12
18	Arizona	13-1	18
19	West Virginia	11-1	19
20	Missouri State	12-2	21
21	Arkansas	13-2	20
22	South Dakota	15-2	NR
23	Tennessee	11-3	22
24	Michigan	11-3	NR
25	Princeton	12-1	NR

Also receiving votes: Northwestern, Rutgers, Iowa, Syracuse, TCU, Miami, Florida Gulf Coast, Arizona State, Minnesota, Texas, Nebraska, Kansas.

USA TODAY Coaches' Top 25

(Week 9: Jan. 7)

Rk	Team	Record	Prev
1	Connecticut (22)	12-0	1
2	Oregon (6)	12-1	2
3	Oregon State (4)	14-0	3
4	Stanford	13-1	4
5	South Carolina	14-1	5
6	Baylor	11-1	6
7	Louisville	14-1	7
8	NC State	14-0	9
9	UCLA	14-0	10
10	Texas A&M	14-1	12
11	Florida State	14-1	8
12	Mississippi State	14-2	14
13	Indiana	13-2	15
14	Kentucky	12-2	13
15	Gonzaga	14-1	16
16	Maryland	11-3	11
17	DePaul	13-2	17
18	Missouri State	12-1	19
19	Arizona	13-1	18
20	West Virginia	11-1	21
21	Arkansas	13-2	20
22	South Dakota	14-2	22
23	Princeton	12-1	22
24	Tennessee	11-3	23
25	Florida Gulf Coast	15-2	25

Also receiving votes: Michigan, Arizona State, Northwestern, Rutgers, Syracuse, Iowa, James Madison, Creighton.

advanced to the NCAA Tournament for the third time in four seasons.

SEEING DOUBLE

» Junior Unique Thompson has 32 career double-doubles, which ranks 3rd in Auburn history. She is 12-for-13 this season.

» Thompson is the national leader with 12 double-doubles this year and had the longest streak of the season nationally with 12 in her first 12 games.

» Going back to the final game of last year, Thompson had double-doubles in 13 consecutive games, which is the second-longest streak in Auburn history (Lauretta Freeman, 18, 1992-93).

» Thompson is tied for the lead among active SEC players in career double-doubles (as of Jan. 6):

Player (School)	19-20	Career
Ayana Mitchell (LSU)	6	33
Unique Thompson (Auburn)	12	32
Rennia Davis (Tennessee)	7	25
Ciera Johnson (Texas A&M)	4	16
N'dea Jones (Texas A&M)	5	15

ACROSS THE DIVISIONS

» How does Unique Thompson's double-double prowess stack up across all divisions of college basketball? A comparison between the leaders in every division, men's and women's (as of 1/6):

Player (School)	Division	19-20
Unique Thompson (Auburn)	D1 Women	12
Andrew Sischo (Daemen)	D2 Men	12
Nathan Knight (William & Mary)	D1 Men	12
Mike Rapoza (Anna Maria)	D3 Men	12
Tehilia Teigman (Yeshiva)	D3 Women	10
Katie Garrish (Southern Virginia)	D3 Women	10
Four players	D2 Women	10

MORE ABOUT UNIQUE

» Through games of Jan. 6, Unique Thompson leads the NCAA in offensive rebounds per game (5.2) and is fourth overall in rebounding (12.1). She leads the SEC in both categories. Thompson is also 9th nationally and 2nd in the SEC in field goal percentage (64.6%).

» Thompson's 31-point, 16-rebound game at TCU (12/7) was her first 30-point effort and the first for Auburn since Katie Frerking scored 32 at Texas A&M in 2017. It was the first 30/15 game by an Auburn player since DeWanna Bonner vs. George Washington in 2008.

AUBURN HONOR ROLL

» Auburn senior Daisa Alexander and junior Unique Thompson were selected to the Preseason All-SEC Second Team by the league's coaches.

» Thompson was also selected to the All-SEC Second Team by a panel of regional and national media.

» Thompson is on the Katrina McClain Award Watch List. The Katrina McClain Award is presented to the top power forward in the country by the WBCA and the Basketball Hall of Fame.

» Thompson was named SEC Player of the Week on Nov. 26 after her performances against UAB and St. Joseph's.

» Thompson earned a second SEC Player of the Week nod after a 20-point, 10-rebound effort against Jacksonville State on Dec. 28.

» The Tigers were picked to finish seventh in the SEC by the media and eighth by the coaches.

RAINING THREES

» Auburn set a school record for single-season 3-pointers last season, making 193 in 32 games (6.0/game) for the year.

» So far this year, Auburn has made 74 3-pointers through 12 games (6.2 avg) and made a season-best 13 against Drake on Dec. 1, one shy of tying the school record set vs. Elon last season. The Tigers followed that up with 12 at South Alabama, giving them 25 over a 2-game span.

» Freshman Lauren Hansen made 7 3-pointers in that Drake game, coming within one of the Auburn single-game record (8, Tiffany Krantz vs. Troy, Nov. 21, 1997) and making the most 3-pointers since Brandy Montgomery had 7 at Florida on Jan. 1, 2017.

GAMES WITH 10 OR MORE 3-POINTERS (Since 2000)

3FG	Opponent	Date	Result
14	at Elon	12/22/18	W 96-44
13	vs. Drake	12/1/19	L 82-83
13	Oklahoma	12/2/18	W 95-79
12	at South Alabama	12/4/19	W 82-62
12	Colgate	12/5/07	W 82-75
11	at Florida	1/1/17	W 82-75
11	Winthrop	12/16/15	W 76-33
10	UAB	11/13/15	W 85-71
10	vs. Maine	11/9/12	W 71-41
10	Alabama	2/23/12	W 81-40
10	Belmont	11/15/11	W 80-53
10	Marist	12/21/11	L 61-69
10	Iowa State	12/28/01	L 80-75 (OT)

ON THIS DATE

» Auburn is 8-4 all-time on Jan. 9. The last game on this date came in 2014 when the Tigers fell at home to Vanderbilt 74-65.

YOUTH WILL BE SERVED

» With just two upperclassmen on a roster of 13 players (11 of whom are eligible this season), Auburn has one of the youngest and most inexperienced teams in all of college basketball. In fact, Auburn is one of just two teams nationwide with two or fewer upperclassmen on their roster.

School	Upperclassmen	% of Active Roster
Auburn	2	18.2% (2/11)
Coppin State	2	18.2% (2/11)
Grand Canyon	3	20.0% (3/15)
Colorado	3	23.1% (3/13)
Ohio State	3	23.1% (3/13)
Oklahoma	3	25.0% (3/12)
South Carolina	3	25.0% (3/12)
Southern California	3	25.0% (3/12)

WORKING OVERTIME

» Auburn played its first overtime game of the season and the 42nd in program history on Nov. 30 when the Tigers defeated Dayton 76-74 in Estero, Fla., at the Gulf Coast Showcase. Erin Howard tipped in a shot at the buzzer to force the OT period after the Tigers had trailed by as many as 13 at halftime.

» Auburn is 22-20 all-time in overtime and has won three straight OT games. The Tigers are 6-4 in the Coach Flo era in overtime games.

OVERTIME GAMES UNDER COACH FLO

Date	Opponent	Location	Result
11/30/19	Dayton	Estero, Fla.	W 76-74
2/3/19	Georgia	Auburn	W 59-58
12/20/18	North Carolina	Myrtle Beach, S.C.	W 86-81
2/20/17	Alabama	Auburn	L 61-63
12/18/16	Virginia Tech	Auburn	L 87-92

1/24/16	Arkansas	Auburn	W 71-60
12/13/15	Marquette	Milwaukee, Wis.	L 69-70
11/28/15	Minnesota	Guaynabo, P.R.	W 81-79
3/2/14	Ole Miss	Oxford, Miss.	L 71-73
2/27/14	Alabama	Auburn	(2OT) W 70-65

STARTING ON DAY ONE

» Freshman Annie Hughes became the seventh Auburn freshman since 2005 to earn a start in her collegiate debut. She was the third under Terri Williams-Flournoy and the seventh since 2005 to be in the starting lineup on night one.

Year	Freshman Starter	Opponent	Stats
2019	Annie Hughes	Wofford	10 pts, 4 ast
2017	Unique Thompson	@Va. Tech	9 pts, 16 reb
2013	Katie Frerking	Ga. Southern	8 pts, 3 reb
2011	Hasina Muhammad	@Mercer	12 pts, 2 reb
2008	Morgan Jennings	@Ala. A&M	4 pts, 4 reb
2005	Sherell Hobbs	UT Pan-Am.	6 pts, 5 reb
2005	DeWanna Bonner	UT Pan-Am.	19 pts, 4 reb

NEW FACES

» Auburn welcomes six newcomers to the roster for 2019-20, four freshmen and two sophomore transfers.

» Joining the Tigers and eligible to play this season are Lauren Hansen (G, 5-8, Long Island, N.Y.); Annie Hughes (G, 5-9, Dutton, Ala.); Morgan Robinson-Nwagwu (G, 5-8, Norcross, Ga.) and Sania Wells (G, 5-7, Moss Point, Miss.)

» Two transfers will also be on the Tigers' roster but ineligible to play this season. Jala Jordan (F, 6-2, Philadelphia, Pa.), joined the Tigers this summer after transferring from West Virginia. And Honesty Scott-Grayson (G, 5-9, Brick, N.J.) enrolled in August after transferring from Baylor. Both players will have three years of eligibility beginning with the 2020-21 season.

TIGERS IN THE PROS

» DeWanna Bonner completed her 10th season in the WNBA in 2019, all with the Phoenix Mercury. Bonner was selected as an All-Star for the third time in her last four seasons, averaging 17.2 points, a career-best 7.6 rebounds, 2.7 assists and 1.3 steals per game while starting all 34 games for the Mercury. She is also playing overseas for Dynamo Kursk in Russia.

» Brandy Montgomery is playing in Europe for her third season, currently on the roster of Last year, she played in Luxembourg for Etzella Ettelbruck, averaging a team-best 21.4 points per game. In 2017-18, she played for Visby in Sweden, averaging 16.3 points, 5.1 rebounds and 1.8 assists while helping her team to the league semifinals.

AQUILA DI GUERRA

» Auburn's women's basketball team spent nine days in Italy in August, playing three exhibition games and touring sites across the country in Rome, Florence, Milan, Pisa, Bellagio and others. The Tigers dropped their first game to the Netherlands National Team and fell short in two other games against a professional European all-star team.

Auburn in the SEC & NCAA Stats*(Thru games of 1/2/20)*

Category	Value	SEC	NCAA
Scoring Offense	70.6	9th	100th
Scoring Defense	73.6	14th	321st
Scoring Margin	-3.0	13th	232nd
Field Goal Pct.	.420	10th	105th
Field Goal Pct. Def.	.455	14th	334st
3-pt FG Pct.	.299	11th	217th
3-pt FG Pct. Def.	.363	14th	334th
Free Throw Pct.	.678	8th	197th
Rebounds	36.2	12th	246th
Rebound Margin	+3.3	8th	111th
Off. Rebounds	13.3	8th	--
Def. Rebounds	22.9	13th	--
Assists	12.0	12th	243rd
Assist/Turnover	0.7	14th	237th
Blocks	2.2	13th	278th
Turnover Margin	0.0	8th	192nd
Turnovers Forced	17.8	4th	121st
Steals	10.7	1st	40th

INDIVIDUALS (All Games)**Scoring**

Unique Thompson	17.5	4th	55th
Daisa Alexander	13.9	12th	--
Brooke Moore	12.3	26th	--

Rebounding

Unique Thompson	12.1	1st	4th
-----------------	------	-----	-----

Field Goal Pct.

Unique Thompson	.646	2nd	9th
Daisa Alexander	.432	15th	213th

Free Throw Pct.

Unique Thompson	.690	12th	--
-----------------	------	------	----

Steals

Daisa Alexander	2.3	5th	75th
Unique Thompson	1.9	9th	180th

3-Point FG Made

Lauren Hansen	1.9	6th	216th
Brooke Moore	1.6	13th	--

Offensive Rebounds

Unique Thompson	5.2	1st	1st
-----------------	-----	-----	-----

Defensive Rebounds

Unique Thompson	6.9	2nd	--
-----------------	-----	-----	----

Double-Doubles

Unique Thompson	12	1st	1st
-----------------	----	-----	-----

Auburn Career Record Updates

Auburn Career Scoring

No.	Player	Years	Points
1.	DeWanna Bonner	2005-09	2,162
2.	Becky Jackson	1980-84	2,068
3.	Vickie Orr	1985-89	2,035
4.	Marianne Merritt	1975-79	1,979
5.	Carolyn Jones	1988-91	1,831
6.	Natasha Brackett	2001-05	1,716
7.	Janiah McKay	2015-present	1,647
8.	Brandy Montgomery	2013-17	1,644
9.	Mae Ola Bolton	1984-88	1,616
10.	Alli Smalley	2007-11	1,601
11.	Angie Hannah	1978-82	1,583
12.	Tyrese Tanner	2010-14	1,515
13.	Le'Coe Willingham	1999-03	1,475
14.	Lori Monroe	1979-83	1,415
15.	Tasha Hamilton	1997-01	1,402
16.	Sherell Hobbs	2005-09	1,372
17.	Linda Godby	1986-90	1,365
18.	Tra'Cee Tanner	2012-16	1,327
19.	Debra Larkin	1981-85	1,310
20.	C.C. Hayden	1989-92	1,306
21.	Katie Frerking	2013-17	1,271
22.	Conswella Sparrow	1997-00	1,249
23.	Blanche Alverson	2009-13	1,244
24.	Brenda Hill	1981-85	1,222
25.	Monique Morehouse	1992-96	1,191
26.	Lauretta Freeman	1989-93	1,188
27.	Hasina Muhammad	2001-15	1,184
	Sharon Stewart	1984-88	1,184
29.	Ruthie Bolton	1985-89	1,176
30.	Tiffany Krantz	1996-00	1,136
--	Daisa Alexander	2016-present	1,023

Auburn Career Rebounding

No.	Player	Years	Rebounds
1.	Becky Jackson	1980-84	1,118
2.	DeWanna Bonner	2005-09	1,047
3.	Lori Monroe	1979-83	1,015
4.	Vickie Orr	1985-89	1,006
5.	Lauretta Freeman	1989-93	976
6.	Marianne Merritt	1975-79	972
7.	Le'Coe Willingham	1999-03	927
8.	Monique Morehouse	1992-96	792
9.	Jordan Greenleaf	2006-11	761
	Charlene Thomas	1984-87	761
11.	Tra'Cee Tanner	2012-16	758
12.	Sharon Stewart	1984-88	757
13.	C.C. Hayden	1989-92	749
	Kendall Mago	1988-92	749
15.	Unique Thompson	2017-present	714
16.	Tasha Hamilton	1997-01	663
	Mae Ola Bolton	1984-88	653
18.	Marita Payne	2002-06	630
19.	Katie Frerking	2013-17	627
20.	Sherell Hobbs	2005-09	612
21.	Brenda Hill	1982-85	604
22.	Blanche Alverson	2009-13	602
23.	KeKe Carrier	2005-10	600
24.	Angie Hannah	1978-82	588
	Linda Godby	1986-90	580
26.	Tyrese Tanner	2010-14	572
	Conswella Sparrow	1997-00	572
28.	Diann McNeil	1984-88	498
29.	Samantha Williams	1991-96	495
	Hasina Muhammad	2011-15	494

Auburn Career Steals

No.	Player	Years	Steals
1.	Mae Ola Bolton	1985-88	282
2.	Kristen Mulligan	1993-96	253
3.	Ruthie Bolton	1986-89	246
4.	Debra Larkin	1982-85	242
5.	Helene Baroody	1984-87	240
6.	Katie Frerking	2013-17	234
7.	Sherell Hobbs	2005-09	231
8.	Janiah McKay	2015-19	223
	Hasina Muhammad	2011-15	223
10.	DeWanna Bonner	2005-09	208
--	Daisa Alexander	2016-present	193

Auburn Career Double-Doubles

No.	Player	Years	D-Ds
1.	DeWanna Bonner	2005-09	40
2.	Lauretta Freeman	1989-93	38
3.	Unique Thompson	2017-present	32
4.	C.C. Hayden	1989-92	30
5.	Le'Coe Willingham	1999-04	29
6.	Vickie Orr	1985-89	27
7.	Monique Morehouse	1992-96	24
8.	Becky Jackson	1980-84	19
9.	Conswella Sparrow	1997-00	15
10.	Tra'Cee Tanner	2012-16	14
11.	Tasha Hamilton	1997-01	13
	Sharon Stewart	1984-88	13
13.	Daniellette Coleman	1992-94	12
	Marita Payne	2002-06	12
15.	Whitney Boddie	2005-09	11
	KeKe Carrier	2005-10	11
17.	Tia Miller	2001-04	8
	Tara Williams	1995-97	8
19.	Katie Frerking	2013-17	7
	Linda Godby	1986-90	7
	Laticia Morris	1995-97	7
	Mandisa Stevenson	2002-04	7
	Tyrese Tanner	2010-14	7
24.	Justine Agbatan	1995-98	6
	Brenda Hill	1982-83	6
	Kendall Mago	1988-92	6
	Samantha Williams	1991-96	6
28.	Ruthie Bolton	1985-89	5
	Jordan Greenleaf	2006-11	5

Auburn Career 3-Point Attempts

No.	Player	Years	3FGA
1.	Brandy Montgomery	2013-17	688
2.	Alli Smalley	2007-11	637
3.	Blanche Alverson	2009-13	618
4.	Natasha Brackett	2001-05	545
5.	Tiffany Krantz	1996-00	520
6.	Katie Frerking	2013-17	518
7.	Samantha Williams	1992-96	500
8.	Kristen Mulligan	1992-96	370
9.	Daisa Alexander	2016-present	349
10.	Shana Askew	1997-01	332

Auburn Career 3-Point FG Made

No.	Player	Years	3FGM
1.	Alli Smalley	2007-11	219
2.	Blanche Alverson	2009-13	213
3.	Brandy Montgomery	2013-17	205
4.	Tiffany Krantz	1996-00	184
5.	Natasha Brackett	2001-05	171
6.	Samantha Williams	1992-96	161
7.	Kristen Mulligan	1992-96	149
8.	Katie Frerking	2013-17	147
9.	Daisa Alexander	2016-present	118
10.	Carolyn Jones	1988-91	103

TIGERS' RECORD WHEN...

	2019-20	Under Coach Flo
At Home.....	4-2	74-36
On the Road.....	1-3	36-55
At a Neutral Site.....	1-2	20-17
When wearing white.....	5-4	75-32
When wearing orange.....	0-0	7-10
When wearing blue.....	1-3	42-62
When wearing pink.....	0-0	6-4
Leading at the half.....	5-0	102-22
Trailing at the half.....	1-7	28-80
Tied at the half.....	0-0	0-6
Scores 100+ points.....	0-0	0-0
Scores 90-99 points.....	0-0	6-0
Scores 80-89 points.....	2-1	27-2
Scores 70-79 points.....	2-3	38-9
Scores 60-69 points.....	2-1	39-28
Scores fewer than 60 points.....	0-2	18-69
Holds opponent to 41-50 points.....	0-0	31-3
Holds opponent to 31-40 points.....	0-0	7-0
Holds opponent to under 30 points.....	0-0	2-0
Force 25 or more turnovers.....	1-1	52-10
Shoots 50% FG or better.....	2-1	33-3
Shoots 40-49% FG.....	3-3	66-30
Shoots 39.9% or under FG.....	1-3	30-76
Holds opponent under 30% FG.....	0-0	25-2
Shoots higher FG% than opponent.....	4-1	102-22
Shoots lower FG% than opponent.....	2-6	28-81
Shoots same FG% as opponent.....	0-0	0-3
Shoots higher FT% than opponent.....	2-2	55-38
Shoots lower FT% than opponent.....	3-5	72-69
Shoots same FT% as opponent.....	1-0	2-2
Out-rebounds opponent.....	5-3	81-30
Out-rebounded by opponent.....	1-4	43-77
Tied in rebounds.....	0-0	5-2
Versus ranked opponent.....	0-1	5-49
In overtime.....	1-0	6-4
Games decided by 3 points or less.....	2-1	14-17
Games decided by 4-5 points.....	1-1	13-14
Games decided by 6-10 points.....	1-0	30-29
Games decided by 11-20 points.....	2-3	36-30
Games decided by 21-30 points.....	0-2	23-12
Games decided by 30+ points.....	0-0	14-6
On Television/Digital.....	5-4	67-73
In November.....	3-3	33-16
In December.....	3-2	41-10
In January.....	0-2	17-39
In February.....	0-0	23-29
In March.....	0-0	13-13

2019-20 Auburn Superlatives...

First Half

Most points scored in the first quarter.....	25, at UAB (11/21/19)
Most points scored in the second quarter.....	24, vs. Wofford (11/6/19) & vs. Drake (12/1/19)
Most points scored in the first half.....	42 vs. Drake (12/1/19)
Fewest points scored in the first half.....	18 at Vanderbilt (1/2/20)
Fewest points allowed in the first half.....	18 vs. Jacksonville State (12/28/19)
Most points allowed in the first half.....	47 at Vanderbilt (1/2/20)
Best FG % in the first half.....	.552, at UAB (11/21/19)
Worst FG % in the first half.....	.233 at Vanderbilt (1/2/20)
Best FG % by an opponent in the first half.....	.679 at Vanderbilt (1/2/20)
Worst FG % by an opponent in the first half.....	.261 vs. Jacksonville State (12/28/19)
Most rebounds in the first half.....	25, vs. Wofford (11/6/19)
Fewest rebounds in the first half.....	10, vs. Middle Tennessee (11/29/19) & vs. Dayton (11/30/19)
Most rebounds by an opponent in the first half.....	27 at TCU (12/7/19)
Fewest rebounds by an opponent in the first half.....	11, vs. Old Dominion (11/14/19) & at UAB (11/21/19)

Second Half

Most points scored in the third quarter.....	25, vs. Dayton (11/30/19)
Most points scored in the fourth quarter.....	26, vs. Wofford (11/6/19) & at South Alabama (12/4/19)
Most points scored in an overtime period.....	13, vs. Dayton (11/30/19)
Most points scored in the second half.....	49, vs. Wofford (11/6/19)
Fewest points scored in the second half.....	31, vs. Middle Tennessee (11/29/19)
Fewest points allowed in the second half.....	25 vs. Bethune-Cookman (12/15/19)
Most points allowed in the second half.....	58, vs. Wofford (11/6/19)
Best FG % in the second half.....	.652 vs. Bethune-Cookman (12/15/19)
Worst FG % in the second half.....	.333, vs. Middle Tennessee (11/29/19) & at Vanderbilt (1/2/20)
Best FG % by an opponent in the second half.....	.692, vs. Old Dominion (11/14/19)
Worst FG % by an opponent in the second half.....	.241 vs. Bethune-Cookman (12/15/19)
Most rebounds in the second half.....	24 vs. Bethune-Cookman (12/15/19)
Fewest rebounds in the second half.....	16 vs. Drake (12/1/19), Jacksonville State (12/28/19) & Arkansas (1/5/20)
Most rebounds by an opponent in the second half.....	22 at TCU (12/7/19)
Fewest rebounds by an opponent in the second half.....	9 vs. Bethune-Cookman (12/15/19)

Game

Most points scored.....	84, vs. Wofford (11/6/19)
Fewest points scored.....	50 vs. Middle Tennessee (11/29/19)
Most points allowed.....	89, vs. Old Dominion (11/14/19)
Fewest points allowed.....	54 vs. Jacksonville State (12/28/19)
Best FG %.....	.533 at South Alabama (12/4/19)
Worst FG %.....	.283 at Vanderbilt (1/2/20)
Best FG % by an opponent.....	.596 at Vanderbilt (1/2/20)
Worst FG % by an opponent.....	.339 vs. Bethune-Cookman (12/15/19)
Most rebounds.....	47, vs. Wofford (11/6/19)
Fewest rebounds.....	29 vs. Middle Tennessee (11/29/19) & vs. Drake (12/1/19)
Most rebounds by an opponent.....	49 at TCU (12/7/19)
Fewest rebounds by an opponent.....	24 vs. Drake (12/1/19)

Miscellaneous

Highest-scoring quarter.....	26, 4Q vs. Wofford (11/6/19) & 4Q at South Alabama (12/4/19)
Lowest-scoring quarter.....	7, 1Q vs. Middle Tennessee (11/29/19)
Highest-scoring opponent quarter.....	34, 4Q vs. Wofford (11/6/19)
Lowest-scoring opponent quarter.....	7, 1Q vs. Jacksonville State (12/28/19)
Largest margin in a single quarter.....	+13 (25-12) 3Q vs. Dayton (11/30/19) & (26-13) 4Q at South Alabama (12/4/19)
Largest margin of victory.....	20, at South Alabama (12/4/19)
Smallest margin of victory.....	2, vs. Wofford (11/6/19) & vs. Dayton (11/30/19)
Largest margin of defeat.....	23, vs. Middle Tennessee (11/29/19)
Smallest margin of defeat.....	2 vs. Drake (12/1/19)
Largest halftime lead.....	11, vs. Wofford (11/6/19)
Smallest halftime lead.....	3, vs. St. Joseph's (11/24/19)
Times tied at halftime.....	
Largest halftime deficit.....	29 at Vanderbilt (1/2/20)
Smallest halftime deficit.....	1, at UAB (11/21/19)
Largest rebounding margin.....	+17 vs. Bethune-Cookman (12/15/19)
Smallest rebounding margin.....	+5 vs. Drake (12/1/19)
Last time tied in rebounding.....	
Largest rebounding deficit.....	-9 at Vanderbilt (1/2/20)
Smallest rebounding deficit.....	-1, vs. Arkansas (1/5/20)
Largest deficit overcome to win game.....	13, vs. Dayton (11/30/19)
Largest lead lost.....	11 vs. Drake (12/1/19)

MISCELLANEOUS STATISTICS

Category	Season	Career
Double-Doubles		
Unique Thompson	12	32
30+ Point Games		
Unique Thompson	1	1
20+ Point Games		
Unique Thompson	5	11
Daisa Alexander	4	15
Brooke Moore	1	2
Lauren Hansen	1	1
10+ Rebound Games		
Unique Thompson	13	41
Kiaye' White	1	1
10+ Assist Games		
5+ Steal Games		
Daisa Alexander	0	2
5+ Block Games		
Unique Thompson	0	1

GAMES LED AUBURN IN...

Category	Season	Career
Scoring		
Unique Thompson	7	20
Daisa Alexander	3	20
Brooke Moore	3	4
Lauren Hansen	1	1
Robyn Benton	0	1
Rebounding		
Unique Thompson	13	60
Daisa Alexander	0	4
Erin Howard	0	1
Assists		
Daisa Alexander	6	13
Unique Thompson	3	7
Lauren Hansen	3	3
Annie Hughes	2	2
Brooke Moore	2	2
Morgan Robinson-Nwagwu	2	2
Erin Howard	1	2
Kiyae' White	1	1
Sania Wells	1	1

(includes games where lead was shared)

2019-20 DOUBLE-DOUBLES

- Unique Thompson vs. Wofford (25 pts/11 reb)
- Unique Thompson vs. ODU (13 pts/10 reb)
- Unique Thompson at UAB (24 pts/19 reb)
- Unique Thompson vs St. Joseph's (17 pts/12 reb)
- Unique Thompson vs. MTSU (15 pts/10 reb)
- Unique Thompson vs. Dayton (20 pts/11 reb)
- Unique Thompson vs. Drake (12 pts/11 reb)
- Unique Thompson at South Alabama (15 pts/10 reb)
- Unique Thompson at TCU (31 pts/15 reb)
- Unique Thompson vs. B-CU (16 pts/13 reb)
- Unique Thompson vs. Jax St. (20 pts/10 reb)
- Unique Thompson at Vanderbilt (14 pts/10 reb)

Last Time an Auburn Team...

Scored 90 points	Auburn 96, Elon 44, in Elon, N.C. (Dec. 22, 2018)
Scored 100 points	Auburn 119, Sam Houston State 54, in Auburn, Ala. (Dec. 5, 2008)
Scored 100 points in an SEC game	Auburn 102, Tennessee 96, SEC Tournament in Albany, Ga. (Mar. 6, 1987)
Scored 100 at home	Auburn 119, Sam Houston State 54, in Auburn, Ala. (Dec. 5, 2008)
Scored 80 points and lost	Drake 83, Auburn 82 in Estero, Fla. (Dec. 1, 2019)
Scored 90 points and lost	Kentucky 91, Auburn 90 [2OT], in Auburn, Ala. (Feb. 2, 1986)
Scored 100 points and lost	Never
Scored 110+ points	Auburn 119, Sam Houston State 54, in Auburn, Ala. (Dec. 5, 2008)
Scored 50-59 points in a half	51 - 1st half at Elon in Elon, N.C. (Dec. 22, 2018)
Scored 60 or more points in a half	62 (2nd half) - vs. Drake in New Orleans, La. (Dec. 21, 2016)
Scored 30 or more points in a quarter	30 (1st quarter) - at St. Joseph's in Philadelphia, Pa. (Dec. 6, 2018)
Scored 50 points or less in a game	50 - vs. Middle Tennessee in Estero, Fla. (Nov. 29, 2019)
Scored 50 points or less and won	Auburn 47, Missouri 45 [SEC] in Jacksonville, Fla. (March 3, 2016)
Scored 40 points or less in a game	Georgia 63, Auburn 30, in Athens, Ga. (Jan. 28, 2016)
Scored less than 10 points in a quarter	9 points (2nd quarter) at Vanderbilt in Nashville, Tenn. (Jan. 2, 2020)
Scored less than 20 points in a 1st half	18 points at Vanderbilt in Nashville, Tenn. (Jan. 2, 2020)
Scored less than 20 points in a 2nd half	18 points vs. Missouri [SEC] in Jacksonville, Fla. (March 3, 2016)
Had 35+ rebound margin	36 - (52-16) vs. Alabama A&M in Normal, Ala. (Nov. 19, 2013)
Had 25+ rebound margin	33 - (53-26) vs. Grambling State in Auburn, Ala. (Nov. 6, 2018)
Had 20+ rebound margin	33 - (53-26) vs. Grambling State in Auburn, Ala. (Nov. 6, 2018)
Attempted 30 free throws	30 - vs. St. Joseph's in Auburn, Ala. (Nov. 24, 2019)
Attempted 35 free throws	36 - vs. Alabama State in Auburn, Ala. (Dec. 29, 2018)
Attempted 40 free throws	41 - vs. Alabama State in Auburn, Ala. (Nov. 15, 2006)
Attempted 5 free throws or less	5 - at Tennessee in Knoxville, Tenn. (Feb. 14, 2019)
Did not attempt a free throw	Never
Made 20 free throws	20 - vs. Wofford in Auburn, Ala. (Nov. 6, 2019)
Made 25 free throws	29 - vs. Alabama State (29-36) in Auburn, Ala. (Dec. 29, 2018)
Made 30 free throws	31 - vs. Northwestern State (31-43) (Dec. 30, 2003)
Had 25 assists	25 - vs. Ole Miss in Auburn, Ala. (Jan. 8, 2017)
Had 25 turnovers	27 - at Vanderbilt in Nashville, Tenn. (Jan. 2, 2020)
Had 10 turnovers or less	10 - vs. St. Joseph's in Auburn, Ala. (Nov. 24, 2019)
Had 25+ steals	Never
Had 20-24 steals	21 - vs. Georgia in Auburn, Ala. (Feb. 3, 2019)
Had 15-19 steals	17 - at Vanderbilt in Nashville, Tenn. (Jan. 2, 2020)
Had 10-14 blocks	10 - vs. Louisiana Tech in Auburn, Ala. (Nov. 19, 2017)
Had 15+ blocks	15 - at Florida International in Miami, Fla. (Dec. 29, 2014)
Won an overtime game	Auburn 74, Dayton 72 [1OT] in Estero, Fla. (Nov. 30, 2019)
Lost an overtime game	Alabama 63, Auburn 61 [1OT] in Auburn, Ala. (Feb. 20, 2017)
Played a double overtime game	Auburn 70, Alabama 65 [2OT] in Auburn, Ala. (Feb. 27, 2014)
Played three or more overtimes	Never
Shot 70% for a half	70.4% (19-of-27), 2nd half at Elon in Elon, N.C. (Dec. 22, 2018)
Shot 60% for a game	63.3% (38-of-60) at Elon in Elon, N.C. (Dec. 22, 2018)
Shot less than 30% for a game	28.3% (17-of-60) at Vanderbilt in Nashville, Tenn. (Jan. 2, 2020)
Shot 90-99.9% from the free throw line (minimum 10 attempts)	92.3% (12-of-13) vs. Nicholls State in Auburn, Ala. (Nov. 9, 2018)
Shot 100% from the free throw line (minimum 10 attempts)	100% (16-of-16) vs. Texas A&M in Auburn, Ala. (Jan. 7, 2018)
Shot 50% on 3-pointers (minimum 5 attempts)	50.0% (6-of-12) at Missouri in Columbia, Mo. (Jan. 27, 2019)
Shot 20-30% in a half	29.4% (10-of-34), 1st half vs. Arkansas in Auburn, Ala. (Jan. 5, 2020)
Shot less than 20% in a half	18.4% (7-of-38), 1st half vs. Missouri in Auburn, Ala. (Feb. 15, 2018)
Shot 55% or better and lost	58.1% (25-of-43) vs. Tennessee (Jan. 20, 2005)
Made 10+ 3-point field goals	12-of-24 at South Alabama in Mobile, Ala. (Dec. 4, 2019)
Failed to make a 3-point field goal	0-of-5 vs. Southern in Auburn, Ala. (Dec. 9, 2017)
Had 60+ rebounds	61 - vs. Stephen F. Austin in Auburn, Ala. (Dec. 17, 2007)
Had 50-59 rebounds	53 - vs. Grambling State in Auburn, Ala. (Nov. 6, 2018)
Defeated a Top-25 opponent	Auburn 58, #25 Missouri 54, in Auburn, Ala. (Feb. 24, 2019)
Defeated a Top-10 opponent	Auburn 66, #7 Kentucky 61, in Auburn, Ala. (Jan. 3, 2016)
Defeated a Top-25 opponent on the road	Auburn 68, #16 Vanderbilt 62, in Nashville, Tenn. (Feb. 13, 2014)

Last Time an Auburn Player...

Scored 25-29 points	25 - Unique Thompson vs. Wofford in Auburn, Ala. (Nov. 6, 2019)
Scored 30-34 points	31 - Unique Thompson at TCU in Fort Worth, Texas (Dec. 7, 2019)
Scored 35 points	35 - DeWanna Bonner vs. Tennessee in Auburn, Ala. (Jan. 25, 2009)
Scored 40 points	41 - Conswella Sparrow vs. South Alabama (Feb. 17, 1998)
Had 15+ rebounds	15 - Unique Thompson at TCU in Fort Worth, Texas (Dec. 7, 2019)
Had 20 rebounds	20 - Monique Morehouse at LSU (Feb. 4, 1995)
Had 10 assists	10 - Janiah McKay vs. Grambling State (Nov. 6, 2018)
Had 15 assists	18 - Martha Monk vs. Alabama State (Feb. 18, 1981)
Had 5 blocks	6 - Unique Thompson vs. Louisiana Tech in Auburn, Ala. (Nov. 19, 2017)
Had 7 blocks	7 - Jassany Williams vs. Duke (Nov. 18, 2011)
Had 10 blocks	13 - Marita Payne vs. Arkansas (Feb. 3, 2005)
Had 5 steals	6 - Crystal Primm vs. Kentucky in Auburn, Ala. (Feb. 7, 2019)
Had 8 steals	8 - Brandy Montgomery vs. East Carolina in Auburn, Ala. (Dec. 5, 2015)
Had 10 steals	10 - Kristen Mulligan vs. Northeast Illinois in Auburn, Ala. (Dec. 18, 1992)
Made 10 field goals	12 - Unique Thompson [12-18] at TCU in Fort Worth, Texas (Dec. 7, 2019)
Made 15 field goals	15 - Conswella Sparrow (15-16) vs. South Alabama (Feb. 17, 1998)
Attempted 20 field goals	20 - Daisa Alexander vs. South Carolina in Auburn, Ala. (Feb. 28, 2019)
Attempted 25 field goals	28 - Brandy Montgomery (8-28) at Marquette in Milwaukee, Wis. (Dec. 13, 2015)
Made 5+ three-point field goals	7 - Lauren Hansen vs. Drake in Estero, Fla. (Dec. 1, 2019)
Made 8 three-point field goals	8 - Tiffany Krantz vs. Troy State in Auburn, Ala. (Nov. 21, 1997)
Attempted 10 three-point field goals	14 - Lauren Hansen vs. Drake in Estero, Fla. (Dec. 1, 2019)
Attempted 15 three-point field goals	16 - Brandy Montgomery at Marquette in Milwaukee, Wis. (Dec. 13, 2015)
Made 10 free throws	10 - Unique Thompson (10-15) vs. Dayton in Estero, Fla. (Nov. 30, 2019)
Made 15 free throws	Never
Shot 100% at the free throw line (min. 10 attempts)	11-11 - Janiah McKay vs. Texas A&M in Auburn, Ala. (Jan. 7, 2018)
Had a double-double	Unique Thompson (14 pts/10 reb) at Vanderbilt in Nashville, Tenn. (Jan. 2, 2020)

SEC PRESEASON POLL (Media Vote)**Order of Finish**

1. South Carolina
2. Texas A&M
3. Mississippi State
4. Kentucky
5. Arkansas
6. Tennessee
7. Auburn
8. LSU
9. Missouri
10. Georgia
11. Alabama
12. Florida
13. Ole Miss
14. Vanderbilt

Player of the Year

Chennedy Carter, Texas A&M

All-SEC First Team

Chennedy Carter, Texas A&M
 Chelsea Dungee, Arkansas
 Rhyme Howard, Kentucky
 Ayana Mitchell, LSU
 Tyasha Harris, South Carolina

All-SEC Second Team

Unique Thompson, Auburn
 Mikiah Herbert Harrigan, South Carolina
 Rennia Davis, Tennessee
 Ciera Johnson, Texas A&M
 Mariella Fasoula, Vanderbilt

SEC PRESEASON POLL (Coaches' Vote)**Order of Finish**

1. Texas A&M
2. South Carolina
3. Mississippi State
4. Kentucky
5. Arkansas
6. LSU
7. Tennessee
8. Auburn
9. Missouri
10. Georgia
11. Alabama
12. Vanderbilt
13. Ole Miss
14. Florida

Player of the Year

Chennedy Carter, Texas A&M

All-SEC First Team

Chelsea Dungee, Arkansas
 Rhyme Howard, Kentucky
 Ayana Mitchell, LSU
 Jordan Danberry, Mississippi State
 Amber Smith, Missouri
 Tyasha Harris, South Carolina
 Rennia Davis, Tennessee
 Chennedy Carter, Texas A&M

All-SEC Second Team

Ciera Johnson, Alabama
 Daisa Alexander, Auburn
 Unique Thompson, Auburn
 Gabby Connally, Georgia
 Chloe Bibby, Mississippi State
 Mikiah Herbert Harrigan, South Carolina
 Ciera Johnson, Texas A&M
 Kayla Wells, Texas A&M
 Mariella Fasoula, Vanderbilt

Had 2 consecutive double-doubles Unique Thompson: 20/10 vs. Jacksonville State, 14/10 at Vanderbilt (Dec. 28, 2019-Jan. 2, 2020)
Had 3 consecutive double-doubles..... Unique Thompson: 16/13 vs. BCU, 20/10 vs. Jax State, 14/10 at Vandy (Dec. 15, 2019-Jan. 2, 2020)
...Had 13 consecutive double-doubles Unique Thompson: First vs. BYU; last at Vandy (March 23, 2019-Jan. 2, 2020)
 ...Had 18 consecutive double-doubles (AU record)..... Lauretta Freeman: First vs. Furman, Last vs. Oral Roberts (Dec. 29, 1992-Feb. 23, 1993)
 Had a double-double at halftime Unique Thompson (16 pts/10 rebs) at Iowa State in Ames, Iowa (Nov. 13, 2018)
 Two players had a double-double Unique Thompson (14 p/13 r) & Janiah McKay (16 p/10 a) vs. Grambling State (Nov. 6, 2018)
 Recorded a double-double with points and assists Janiah McKay (16 pts/10 assists) vs. Grambling State (Nov. 6, 2018)
 Scored 20 points & had 20 rebounds Lauretta Freeman (30 pts/21 rebs.) vs. Alabama, (Feb. 17, 1993)
 Had a triple-double Whitney Boddie (24 pts./11 rebs./12 ast.) vs. Sam Houston State (Dec. 5, 2008)
Two players scored 20 points **Daisa Alexander (24), Lauren Hansen (24) vs. Drake in Estero, Fla. (Dec. 1, 2019)**
 Two players scored 30 points Laticia Morris (33 points) & Tara Williams (30 points) vs. South Alabama (Jan. 14, 1997)
 Had 2 straight 25-point games Janiah McKay: 27 at South Carolina, 26 vs. Arkansas (Jan. 11-14, 2018)
 Had 3 straight 25-point games Janiah McKay: 25 pts vs. Texas A&M, 27 pts at South Carolina, 26 pts vs. Arkansas (Jan. 7-14, 2018)
 Zero players scored in double figures at Georgia in Athens, Ga. (Jan. 28, 2016)
Only one player scored in double figures **Unique Thompson (31) at TCU in Fort Worth, Texas (Dec. 7, 2019)**
Five players scored in double figures **Thompson (16), Howard (12), Alexander (11), Hansen/Benton (10) vs. Bethune-Cookman (Dec. 15, 2019)**
 Six players scored in double figures McKay/Benton (16), Primm (15), Thompson (14), Alexander/Jones (13) vs. Grambling (Nov. 6, 2018)
 Seven players scored in double figures Carrier (19 pts.), Bonner (18 pts.), Smalley (16 pts.), Boddie (13 pts.)
 R. Hobbs (13 pts.), Hilliard (13 pts.) & S. Hobbs (10 pts.) vs. Sam Houston State (Dec. 5, 2008)
Two players had 10 rebounds..... **Unique Thompson (13) and Kiyae' White (11) vs. Wofford in Auburn, Ala. (Nov. 6, 2019)**
 Three players had 10 rebounds J. Greenleaf (12 rebs.), D. Bonner (12 rebs.) & .oddie (10 rebs.) vs. Oakland (Nov. 21, 2007)
 Played every minute Jordan Greenleaf (40 mins.) vs. Florida in Duluth, Ga. [SEC] (Mar. 4, 2010)
 Played 40 or more minutes in OT game Unique Thompson (43 mins.) vs. Georgia in Auburn, Ala. (Feb. 3, 2019)
 Attempted a slam dunk Hasina Muhammad vs. St. John's in Auburn, Ala. (Dec. 6, 2013)
 Made a shot from half-court or beyond Brooke Moore (end 2nd quarter) vs. Alabama State in Auburn, Ala. (Dec. 29, 2018)

Last Time an Auburn Opponent...

Shot less than 30% in a game (SEC) Alabama - 23.3% (10-of-43) in Auburn, Ala. (Feb. 17, 2019)
 Shot less than 30% in a game (Non-conf) Alabama State - 29.8% (14-of-47) in Auburn, Ala. (Dec. 29, 2018)
 Shot 60% in a game Vanderbilt - 61.0% in Nashville, Tenn. (Jan. 17, 2019)
 Scored 90 points Virginia Tech 92, Auburn 87 [OT] in Auburn, Ala. (Dec. 18, 2016)
 Scored 100 points Georgia 102, Auburn 72 in Athens, Ga. (Mar. 3, 1984)
 Scored 100 points at Auburn Tuskegee 105, Auburn 98 (2OT) (Feb. 12, 1979)
 Scored 100 points and Lost Never
 Had 25+ rebound margin Never
 Had a 20+ rebound margin 20 - Alabama (56-36) in Auburn, Ala. (Feb. 20, 2017)
Scored less than 10 points in a quarter..... **7 - Jacksonville State (1st quarter) in Auburn, Ala. (Dec. 28, 2019)**
 Scored less than 10 points in all four quarters Winthrop (9-8-8-8) in Auburn, Ala. (Dec. 16, 2015)
Scored 30 or more points in a quarter **34 - Wofford (4th quarter) in Auburn, Ala. (Nov. 6, 2019)**
 Scored less than 10 points in a half 8 - Jacksonville (1st half) in Auburn, Ala. (Dec. 28, 2016)
Scored less than 20 points in a 1st half..... **18 - Jacksonville State in Auburn, Ala. (Dec. 28, 2019)**
 Scored less than 20 points in a 2nd half 19 - Florida in Auburn, Ala. (Dec. 31, 2017)
 Had 50 rebounds 56 - Alabama in Auburn, Ala. (Feb. 20, 2017)
 Had 25 assists 25 - Florida International in Miami, Fla. (Dec. 19, 1993)
Had 25-29 turnovers **29 - Vanderbilt in Nashville, Tenn. (Jan. 2, 2020)**
 Had 30-34 turnovers 30 - XULA in Auburn, Ala. (Dec. 28, 2017)
 Had 35+ turnovers 35 - ULM in Auburn, Ala. (Nov. 27, 2017)
 Had 15 steals 15 - East Carolina in Auburn, Ala. (Dec. 5, 2015)
 Had 10 blocks 11 - at Baylor [NCAA] in Waco, Texas (March 20, 2016)
 Failed to make a 3-point field goal LSU (0-6) in Baton Rouge, La. (Feb. 1, 2016)
 Attempted 35 free throws 35 - Florida in Gainesville, Fla. (Feb. 28, 2016)
 Made 30 free throws 30 - Arkansas (Jan. 22, 1995)
Made 10 three-point field goals **12 - Arkansas in Auburn, Ala. (Jan. 5, 2020)**
 Made 15 three-point field goals 18 - Missouri in Columbia, Mo. (Jan. 6, 2013)
 Scored 41-50 points in a game 46 - LSU in Baton Rouge, La. (March 3, 2019)
 Scored 31-40 points in a game 38 - Alabama in Auburn, Ala. (Feb. 17, 2019)
 Scored 30 points or less 26 - Georgia in Athens, Ga. (Feb. 22, 2015)
 Scored 25 points or less 25 - Puerto Rico-Mayaguez (Dec. 17, 2000)

Last Time an Opposing Player...

Scored 30+ points (non-conference)..... **35 - Ajah Wayne of Old Dominion in Auburn, Ala. (Nov. 14, 2019)**
 Scored 30+ points (SEC) 41 - Chelsea Dungee of Arkansas in Fayetteville, Ark. (Feb. 10, 2019)
 Scored 35+ points (all games) **35 - Ajah Wayne of Old Dominion in Auburn, Ala. (Nov. 14, 2019)**
 Scored 40+ points (all games) 41 - Chelsea Dungee of Arkansas in Fayetteville, Ark. (Feb. 10, 2019)
 Attempted 25 field goals 27 - Jantel Lavender (9-27) of Ohio State (Nov. 23, 2008)
 Scored 20 points & had 20 rebounds Young of Baylor in the WNIT Championship Game, (20 pts./25 rebs.) (Apr. 4, 2003)
Two players scored 20 points **Jaycee Bradley (24) and Lauren Heard (21) of TCU in Fort Worth, Texas (Dec. 7, 2019)**
 Three players scored 20 points by LSU in Baton Rouge, Chatman (22 pts), Johnson (21 pts) & Lowery (20 pts) (Jan. 12, 1991)
 Five players scored in double figures Lorenzen (10), Needles (11), Lewis (10), Williams (11), Copeland (12) of Florida (Jan. 4, 2015)
 Six players scored in double figures Williams (10), Lewis (13), Bonds (18), Peoples (10), Miller (12), Svete (12) of Florida (Jan. 26, 2014)
Recorded a double-double **Lauren Heard (21 pts/10 reb) of TCU in Fort Worth, Texas (Dec. 7, 2019)**
 Recorded a double-double with points and assists Tyasha Harris (12 pts/11 ast) of South Carolina in Columbia, S.C. (Jan. 11, 2018)
 Recorded a triple-double Ceira Ricketts (14 pts./13 rebs./12 ast.) of Arkansas (Jan. 18, 2009)
 Two players recorded a double-double C. Green (16 pts/11 reb) & Davis (15 pts/10 reb) of Tennessee in Knoxville, Tenn. (Feb. 14, 2019)
 Committed 10+ turnovers 10 - Shaquera Wade of Alabama in Greenville, S.C. (March 7, 2019)
 Had 15-19 rebounds 15 - by N' dea Jones of Texas A&M in Auburn, Ala. (Jan. 24, 2019)
 Had 20+ rebounds 21 - Ayana Mitchell of LSU in Baton Rouge, La. (March 3, 2019)
 Had 10 assists 10 - Tyasha Harris of South Carolina in Auburn, Ala. (Feb. 28, 2019)
 Had 15 assists 16 - Cindy McMahan of Alabama-Huntsville (Nov. 24, 1980)
 Had 5 blocks 5 - Ashley Knight of Alabama in Tuscaloosa, Ala. (Feb. 18, 2018)
 Had 10 blocks Never
Had 5 steals..... **5 - Jordyn Cambridge of Vanderbilt in Nashville, Tenn. (Jan. 2, 2020)**
 Made 15 field goals 15 - Charmique Holdscraw (15-21) of Tennessee (Feb. 1, 1998)
 Made 10 3-point field goals 11 - Morgan Eye (11-18) of Missouri in Columbia, Mo. (Jan. 6, 2013)

2019-20 Auburn Individual Highs...**First Half**

Points.....	21, Unique Thompson at TCU (12/7/19)
Field Goals Made.....	9, Unique Thompson at TCU (12/7/19)
Field Goal Attempts.....	11, Unique Thompson at TCU (12/7/19)
3-Point Field Goals Made	5, Lauren Hansen vs. Drake (12/1/19)
3-Point Field Goal Attempts	8, Lauren Hansen vs. Drake (12/1/19)
Free Throws Made	6, Unique Thompson vs. Wofford (11/6/19)
Free Throws Attempted	7, Unique Thompson vs. Wofford (11/6/19)
Rebounds	11, Unique Thompson at UAB (11/21/19) & vs. Arkansas (1/5/20)
Assists	4, Daisa Alexander at TCU (12/7/19)
Blocked Shots.....	2, Erin Howard at TCU (12/7/19)
Steals	3, 3x; last, Daisa Alexander vs. Jacksonville State (12/28/19)

Second Half

Points.....	19, Daisa Alexander vs. Drake (12/1/19)
Field Goals Made.....	6, 4x; last, Brooke Moore vs. Arkansas (1/5/20)
Field Goal Attempts.....	12, Daisa Alexander vs. Dayton (11/30/19)
3-Point Field Goals Made	4, Erin Howard at South Alabama (12/4/19)
3-Point Field Goal Attempts	6, Lauren Hansen vs. Drake (12/1/19)
Free Throws Made	8, Daisa Alexander vs. Wofford (11/6/19)
Free Throws Attempted	10, Daisa Alexander vs. Wofford (11/6/19)
Rebounds	9, 2x; Unique Thompson vs. St. Joseph's (11/24/19) & at TCU (12/7/19)
Assists	4, Kiyae' White vs. Wofford (11/6/19)
Blocked Shots.....	2, Unique Thompson at UAB (11/21/19)
Steals	3, 7x; last, three players at Vanderbilt (1/2/20)

Game

Points.....	31, Unique Thompson at TCU (12/7/19)
Field Goals Made.....	12, Unique Thompson at TCU (12/7/19)
Field Goal Attempts.....	18, Unique Thompson at TCU (12/7/19)
3-Point Field Goals Made	7, Lauren Hansen vs. Drake (12/1/19)
3-Point Field Goal Attempts	14, Lauren Hansen vs. Drake (12/1/19)
Free Throws Made	10, Unique Thompson vs. Dayton (11/30/19)
Free Throws Attempted	15, Unique Thompson vs. Dayton (11/30/19)
Rebounds	19, Unique Thompson at UAB (11/21/19)
Assists	6, Unique Thompson vs. Arkansas (1/5/20)
Blocked Shots.....	2, 4x; last, Robyn Benton vs. Bethune-Cookman (12/15/19)
Steals	4, 9x; last, Robyn Benton vs. Arkansas (1/5/20)

2019-20 Auburn Team Highs...**First Half**

Points.....	42 vs. Drake (12/1/19)
Field Goals Made.....	16 at UAB (11/21/19)
Field Goal Attempts.....	38 at TCU (12/7/19)
3-Point Field Goals Made	8 vs. Drake (12/1/19)
3-Point Field Goal Attempts	18 vs. Drake (12/1/19)
Free Throws Made	12 vs. Old Dominion (11/14/19)
Free Throws Attempted	19 vs. Old Dominion (11/14/19)
Rebounds	25 vs. Wofford (11/6/19)
Assists	10 at South Alabama (12/4/19)
Blocked Shots.....	3 at TCU (12/7/19)
Steals	9 vs. Wofford (11/6/19)

Second Half

Points.....	49 vs. Wofford (11/6/19)
Field Goals Made.....	17, 3x; last vs. Arkansas (1/5/20)
Field Goal Attempts.....	37 vs. Old Dominion (11/14/19)
3-Point Field Goals Made	6 at South Alabama (12/4/19)
3-Point Field Goal Attempts	13 vs. Arkansas (1/5/20)
Free Throws Made	15 at Vanderbilt (1/2/20)
Free Throws Attempted	19 vs. Wofford (11/6/19) & at Vanderbilt (1/2/20)
Rebounds	24 vs. Bethune-Cookman (12/15/19)
Assists	10 vs. Wofford (11/6/19)
Blocked Shots.....	3 at UAB (11/21/19) & vs. Bethune-Cookman (12/15/19)
Steals	14 at Vanderbilt (1/2/20)

Game

Points.....	84 vs. Wofford (11/6/19)
Field Goals Made.....	32 at South Alabama (12/4/19)
Field Goal Attempts.....	67 at TCU (12/7/19)
3-Point Field Goals Made	13 vs. Drake (12/1/19)
3-Point Field Goal Attempts	29 vs. Drake (12/1/19)
Free Throws Made	20 vs. Wofford (11/6/19)
Free Throws Attempted	30 vs. Wofford (11/6/19) & vs. St. Joseph's (11/24/19)
Rebounds	47 vs. Wofford (11/6/19)
Assists	16 at South Alabama (12/4/19) & vs. Arkansas (1/5/20)
Blocked Shots.....	4 at UAB (11/21/19) & vs. Bethune-Cookman (12/15/19)
Steals	17 at Vanderbilt (1/2/20)
Turnovers Forced.....	29 at Vanderbilt (1/2/20)

Specialty Statistics (Auburn-Opponent)

Opponent	Points in the Paint	Points off Turnovers	2nd-Chance Points	Fast-Break Points	Bench Points
Wofford	38 -18	12-19	24 -10	11 -9	10-5
Old Dominion	28-30	14-13	22-11	4-13	15-16
at UAB	34-26	15-23	17-15	0-0	18-9
St. Joseph's	22-36	17-11	17-7	7-8	10-13
vs. Middle Tennessee	26-32	9-19	11-3	4-8	13-6
vs. Dayton	24-32	19-14	11-11	4-2	7-19
vs. Drake	27-44	24-24	7-6	4-6	11-27
at South Alabama	32-30	21-18	8-20	8-6	20-6
at TCU	32-34	9-26	12-14	7-25	10-22
vs. Bethune-Cookman	36-20	8-16	21-7	4-14	28 -16
vs. Jacksonville State	22-2	27 -11	22-5	6-3	12-14
at Vanderbilt	24- 46	12-24	3-7	6-10	18-9
vs. Arkansas	24-36	12-24	15-10	9-18	20-10
Totals (Averages)	369 (28.4)-386 (29.7)	199 (15.3)-245 (18.8)	191 (14.7)-126 (9.7)	74 (5.7)-122 (9.4)	192 (14.8)-172 (13.2)

Lead-Deficit Comparison

Opponent	Largest Lead	Largest Deficit	Lead Changes	Ties	Result
Wofford	17 (3rd, 5:39)	4 (1st, 9:16)	7	5	W, 84-82
Old Dominion	2 (1st, 7:02)	16 (4th, 3:30)	6	3	L, 77-89
at UAB	5 (3rd, 5:34)	5 (4th, 1:10)	25	12	L, 75-80
St. Joseph's	6 (4th, 5:32)	6 (1st, 1:34)	10	11	W, 66-62
vs. Middle Tennessee	--	26 (4th, 6:37)	0	0	L, 50-73
vs. Dayton	6 (1st, 1:12)	13 (Half)	8	9	W, 76-74 (OT)
vs. Drake	11 (3rd, 1:29)	11 (1st, 2:34)	13	12	L, 82-83
at South Alabama	26 (4th, 3:02)	2 (3rd, 4:46)	4	0	W, 82-62
at TCU	--	25 (4th, 5:41)	0	3	L, 65-80
vs. Bethune-Cookman	19 (4th, 3:46)	5 (2nd, 7:25)	10	5	W, 74-56
vs. Jacksonville State	18 (4th, 4:03)	--	0	0	W, 62-53
at Vanderbilt	3 (1st, 8:56)	35 (3rd, 6:14)	1	0	L, 55-77
vs. Arkansas	7 (1st, 7:08)	27 (4th, 5:34)	1	1	L, 70-86

Scoring Breakdown

(Percentage of total points in parentheses)

Opponent	Front Court	Back Court	Sr.	Jr.	So.	Fr.	Starters	Bench
Wofford	37 (44.0)	47 (56.0)	22	30	17	15	74 (88.1)	10 (10.9)
Old Dominion	26 (33.8)	51 (66.2)	17	15	26	19	62 (80.5)	15 (19.5)
at UAB	38 (50.7)	37 (49.3)	20	24	20	11	57 (76.0)	18 (24.0)
St. Joseph's	32 (48.5)	34 (51.5)	8	17	16	25	56 (84.8)	10 (15.2)
vs. Middle Tennessee	27 (54.0)	23 (46.0)	6	15	23	6	37 (74.0)	13 (26.0)
vs. Dayton	26 (34.2)	50 (65.8)	22	20	24	10	69 (90.8)	7 (9.2)
vs. Drake	20 (24.3)	62 (75.7)	24	12	13	33	71 (86.6)	11 (13.4)
at South Alabama	32 (39.0)	50 (61.0)	14	15	37	16	62 (75.6)	20 (24.4)
at TCU	40 (61.5)	25 (38.5)	6	31	17	11	55 (84.6)	10 (15.4)
vs. Bethune-Cookman	32 (43.2)	42 (56.8)	11	16	26	21	46 (62.2)	28 (37.8)
vs. Jacksonville State	28 (45.1)	34 (54.9)	10	20	23	9	50 (80.0)	12 (20.0)
at Vanderbilt	29 (52.7)	24 (47.3)	2	14	32	7	37 (67.2)	18 (32.8)
vs. Arkansas	14 (20.0)	56 (80.0)	19	6	33	12	50 (71.4)	20 (28.6)

Comparison Statistics (Auburn/Opponent)

Opponent	1st	2nd	Score	Mar	Total FG	FG Pct	3-Pointers	3FG Pct	Free Throws	FT Pct	Reb.	Mar	Assist	TO	Bk	Stl	Fouls
Wofford	35/24	49/58	84-82	+2	30-65/26-64	.462/.406	4-16/13-30	.250/.433	20-30/17-20	.667/.850	47/34	+13	15/13	14/15	2/3	12/6	19/26
Old Dominion	39/41	38/48	77-89	(12)	26-60/32-54	.433/.593	8-19/14-28	.421/.500	17-28/11-18	.607/.611	34/28	+6	9/16	14/15	2/3	9/7	19/21
UAB	40/41	35/39	75-80	(5)	30-60/26-53	.500/.491	3-15/10-23	.200/.435	12-17/18-21	.706/.857	37/27	+10	11/15	20/17	4/3	11/8	20/12
St. Joseph's	32/29	34/33	66-62	+4	21-58/24-54	.362/.444	5-14/4-15	.357/.267	19-30/10-15	.633/.667	40/34	+6	14/15	10/14	1/5	8/5	14/20
Middle Tenn.	19/40	31/33	50-73	(23)	18-53/26-60	.340/.433	4-20/10-29	.200/.345	10-18/11-21	.556/.524	29/36	(7)	8/12	23/16	1/3	8/12	22/14
Dayton	24/37	39/26	76-74	+2	26-64/28-63	.406/.444	6-23/9-25	.261/.360	18-26/9-14	.692/.643	33/35	(2)	6/15	13/20	2/2	14/5	22/20
Drake	42/44	40/39	82-83	(1)	28-62/32-61	.452/.525	13-29/7-25	.448/.280	13-16/12-13	.813/.923	29/24	+5	15/20	20/19	2/0	11/10	14/15
South Alabama	37/32	45/30	82-62	+20	32-60/25-59	.533/.424	12-24/10-31	.500/.323	6-12/2-4	.500/.500	36/30	+6	16/12	13/15	3/0	7/4	13/7
TCU	31/44	34/36	65-80	(15)	24-67/25-67	.358/.373	3-25/7-26	.120/.269	14-19/23-33	.737/.697	42/49	(7)	14/18	19/16	3/4	11/9	25/16
Beth.-Cookman	36/31	38/25	74-56	+18	30-59/19-56	.508/.339	8-25/5-24	.320/.208	6-7/13-24	.857/.542	43/26	+17	14/7	19/11	4/0	6/9	22/8
Jacksonville St.	27/18	35/35	62-53	+9	22-55/16-47	.400/.340	5-19/13-31	.263/.419	13-16/8-9	.813/.889	36/30	+6	8/13	21/27	2/2	14/8	12/14
Vanderbilt	18/47	37/30	55-77	(22)	17-60/31-52	.283/.596	3-23/1-3	.130/.333	18-23/14-22	.783/.636	30/39	(9)	10/21	27/29	1/2	17/13	20/19
Arkansas	27/44	43/42	70-86	(16)	27-66/32-62	.409/.516	9-26/12-27	.346/.444	7-13/10-11	.538/.909	35/36	(1)	16/16	19/18	1/1	11/13	15/12

Game-by-Game Leaders

	Points	Rebounds	Assists	Steals	Blocked Shots
Wofford	25-Unique Thompson	13-Unique Thompson	4-White/Hughes	3-Annie Hughes	1-Moore/Howard
Old Dominion	17-Daisa Alexander	10-Unique Thompson	2-(three plays)	4-Daisa Alexander	1-Jackson/Howard
at UAB	24-Unique Thompson	19-Unique Thompson	3-Hughes/Howard	4-Daisa Alexander	2-Unique Thompson
St. Joseph's	18-Lauren Hansen	12-Unique Thompson	5-Unique Thompson	4-Lauren Hansen	1-Kiyae' White
Middle Tennessee	15-Unique Thompson	10-Unique Thompson	3-Sania Wells	3-Alexander/Howard	1-Erin Howard
Dayton	22-Daisa Alexander	11-Unique Thompson	3-Daisa Alexander	4-Brooke Moore	1-White/Thompson
Drake	24-Alexander/Hansen	11-Unique Thompson	4-Alexander/Hansen	4-Unique Thompson	2-Erin Howard
at South Alabama	20-Brooke Moore	10-Unique Thompson	4-Lauren Hansen	4-Erin Howard	1-(three players)
at TCU	31-Unique Thompson	15-Unique Thompson	4-Alexander/Rob.-Nwagwu	3-White/Howard	2-Erin Howard
Bethune-Cookman	16-Unique Thompson	13-Unique Thompson	3-Hansen/Rob.-Nwagwu	4-Unique Thompson	2-Robyn Benton
Jacksonville State	20-Unique Thompson	10-Unique Thompson	2-Moore/Hansen	3-(three players)	1-Thompson/Howard
at Vanderbilt	17-Brooke Moore	10-Unique Thompson	4-Daisa Alexander	4-Robyn Benton	1-Kiyae' White
Arkansas	19-Alexander/Moore	13-Unique Thompson	6-Unique Thompson	4-Robyn Benton	1-Unique Thompson

2019-20 Starting Lineups

	Point Guard (1)	Wing (2)	Wing (3)	Wing (4)	Post (5)
Wofford	Daisa Alexander	Brooke Moore	Annie Hughes	Kiyae' White	Unique Thompson
Old Dominion	Daisa Alexander	Brooke Moore	Annie Hughes	Kiyae' White	Unique Thompson
at UAB	Lauren Hansen	Brooke Moore	Daisa Alexander	Annie Hughes	Unique Thompson
St. Joseph's	Lauren Hansen	Brooke Moore	Daisa Alexander	Kiyae' White	Unique Thompson
vs Middle Tennessee	Lauren Hansen	Brooke Moore	Daisa Alexander	Kiyae' White	Unique Thompson
vs Dayton	Lauren Hansen	Brooke Moore	Daisa Alexander	Kiyae' White	Unique Thompson
vs Drake	Lauren Hansen	Brooke Moore	Daisa Alexander	Kiyae' White	Unique Thompson
at South Alabama	Lauren Hansen	Brooke Moore	Daisa Alexander	Kiyae' White	Unique Thompson
at TCU	Lauren Hansen	Brooke Moore	Daisa Alexander	Kiyae' White	Unique Thompson
Bethune-Cookman	Lauren Hansen	Annie Hughes	Daisa Alexander	Kiyae' White	Unique Thompson
Jacksonville State	Lauren Hansen	Brooke Moore	Daisa Alexander	Kiyae' White	Unique Thompson
at Vanderbilt	Lauren Hansen	Brooke Moore	Daisa Alexander	Kiyae' White	Unique Thompson
Arkansas	Daisa Alexander	Brooke Moore	Annie Hughes	Erin Howard	Unique Thompson

Record by Starting Lineup

Alexander, Moore, Hughes, White, Thompson	1-1 (.500)
Hansen, Moore, Alexander, Hughes, Thompson	0-1 (.000)
Hansen, Moore, Alexander, White, Thompson	4-4 (.500)
Hansen, Hughes, Alexander, White, Thompson	1-0 (1.000)
Alexander, Moore, Hughes, Howard, Thompson	0-1 (.000)



Terri

WILLIAMS-FLOURNOY

Head Coach

Seventh Season at Auburn • 15th as a Head Coach • 27th Season in coaching

Hampton, Va. • Penn State, 1991

• Has taken her teams to postseason appearances in nine of the last 11 years, including six NCAA Tournament appearances

- Led Auburn to 19 or more wins in four of her first seven years
- Has had six players selected to All-SEC teams
- Auburn has forced an average of 20.0+ turnovers per game under Coach Flo
- Led Auburn to the postseason in five of seven seasons, advancing to WNIT Quarterfinals in 2013 and Third Round in 2014, along with NCAA Tournament in 2016, 2017 and 2019
- Won her 100th game at Auburn on Feb. 8, 2018, defeating LSU 70-62
- Picked up her 200th career head coaching victory Dec. 5, 2015 at home vs. East Carolina
- Won 250th career game at Xavier (La.) on Nov. 28, 2018
- Recorded her 400th career win as a collegiate coach in Auburn's 68-58 win over Hofstra on Dec. 9, 2012
- Won her 500th game as a collegiate coach with victory over Louisiana-Lafayette on Nov. 25, 2018

- Picked up first SEC win in 50-47 win over #23 Arkansas in 2013
- Earned second win over ranked opponent at Auburn and snapped 21-game skid to #16 Vanderbilt with 68-62 win in Nashville on Feb. 13, 2014
- Picked up first top-10 win with a 66-61 victory over #7 Kentucky on Jan. 3, 2016
- Has 273 wins as a head coach and 251 as an assistant for a .617 winning percentage over 28 years as a collegiate coach
- Has been part of six conference championships and 21 post-season appearances as an assistant and head coach
- 2010 Black Coaches Association Coach of the Year
- Served as an assistant coach for Team USA that won a gold medal at the 2011 World University Games in Shenzhen, China
- Coached teams to 15 NCAA Tournament appearances, nine as an assistant and six as a head coach
- Has coached 24 players that have gone on to the professional ranks, including seven in the WNBA
- As an assistant, helped coach Georgia to an NCAA Final Four appearance and two NCAA Elite Eight appearances
- Coached three Georgetown players to three all-conference honors and one All-America award
- Has a 612-363 record in 31 seasons as a head coach, assistant coach and player
- Helped coach Georgetown to a Big East title in 1992
- As an assistant coach at Southwest Missouri State, helped the team to two straight NCAA Tournaments and two consecutive Missouri Valley Conference Tournament titles

All-time record as player and coach:	612-363 (.628)	32 seasons
Record as collegiate player:	88-36 (.709)	4 seasons
Record as collegiate coach:	524-327 (.618)	28 seasons
Record as collegiate assistant coach:	251-117 (.683)	12 seasons
Record as collegiate head coach:	273-212 (.563)	16 seasons
Record as Auburn head coach:	130-108 (.546)	8 seasons

Williams-FLOURNOY Year-by-Year

Penn State, Player (1987-91)

Year	Record	Conf.	Other Information
1987-88	20-13	11-7	NCAA Second Round
1988-89	14-14	12-6	
1989-90	25-7	15-3	NCAA Second Round
1990-91	29-2	17-1	NCAA Second Round

Georgetown, Assistant Coach (1992-96)

Year	Record	Conf.	Other Information
1992-93	23-7	15-3	Big East Champions NCAA Sweet 16
1993-94	12-15	6-12	
1994-95	11-17	6-12	
1995-96	12-15	7-11	

Georgia, Assistant Coach (1996-2002)

Year	Record	Conf.	Other Information
1996-97	25-6	11-1	SEC Champions NCAA Elite Eight
1997-98	17-11	8-6	NCAA First Round
1998-99	27-7	9-5	NCAA Final Four
1999-2000	32-4	13-1	SEC Champions NCAA Elite Eight
2000-01	27-6	11-3	SEC Tournament Champions NCAA Second Round
2001-02	19-11	6-8	NCAA First Round

Southwest Missouri State, Assistant Coach (2002-04)

Year	Record	Conf.	Other Information
2002-03	18-13	11-7	MVC Tournament Champions NCAA First Round
2003-04	28-4	16-2	Missouri Valley Champions MVC Tournament Champions NCAA First Round

Georgetown, Head Coach (2004-12)

Year	Record	Conf.	Other Information
2004-05	12-16	7-9	
2005-06	10-17	3-13	
2006-07	13-16	3-13	
2007-08	15-14	5-11	
2008-09	20-14	7-9	WNIT Quarterfinals
2009-10	26-7	13-3	NCAA Second Round
2010-11	24-11	9-7	NCAA Sweet 16
2011-12	23-9	11-5	NCAA Second Round

Auburn, Head Coach (2012-present)

Year	Record	Conf.	Other Information
2012-13	19-15	5-11	WNIT Quarterfinals
2013-14	19-15	7-9	WNIT Third Round
2014-15	13-18	3-13	
2015-16	20-13	8-8	NCAA Second Round
2016-17	17-15	7-9	NCAA First Round
2017-18	14-15	5-11	
2018-19	22-10	9-7	NCAA First Round
2019-20	6-7	0-2	



Daisa ALEXANDER

#0

Senior • Guard • 5-8

Decatur, Ga.

****2018 SEC All-Defensive Team****

Southwest DeKalb HS

• Named to 2019-20 Preseason All-SEC Second Team (coaches)

- Scored 1,000th career point vs. Jacksonville State (12/28); 34th Auburn player to reach that milestone
- 12th in SEC in scoring (13.9 ppg); has four games with 20+ points this year; 5th in steals (2.3/game)
- Opened season with 22-point, 6-rebound performance in win over Wofford (11/6)
- Auburn's leading returning scorer, averaged 12.6 points/game in 2018-19
- Scored in double-digits in 14 of 16 SEC games; led Auburn in 8 SEC games in 18-19; averaged 14.9 points in SEC play; 16.9 points in SEC road games
- Top 2 in steals in SEC last two years; led league with 2.8/game in '18; 2nd in SEC with 2.3/game in '19
- Scored career-high 25 points on 9-14 shooting at Indiana while playing just 20 minutes off the bench (12/3); 12 points in 4th quarter

SEASON HIGHS

Points	24	vs. Drake	12/1/19
Rebounds	6	2x; last vs. Jacksonville St.	12/28/19
Assists	4	3x; last at Vanderbilt	1/2/20
Blocks			

Opponent	Start	Min.	FG-A	3PT-A	FT-A	O-D-T	PF	Ast.	TO	Blk.	St.	Pts.
WOFFORD	*	33	6-12	1-3	9-14	1-5-6	3	2	3	0	2	22
OLD DOMINION	*	29	5-16	2-5	5-6	1-3-4	4	2	3	0	4	17
at UAB	*	30	9-14	2-3	0-1	0-2-2	4	1	2	0	4	20
ST. JOSEPH'S	*	33	3-13	0-1	2-4	0-2-2	2	3	0	0	2	8
vs Middle Tennessee	*	24	2-6	0-0	2-2	1-1-2	2	0	2	0	3	6
vs. Dayton	*	33	9-17	1-5	3-3	1-2-3	4	3	2	0	3	22
vs. Drake	*	31	7-17	4-9	6-6	1-2-3	1	4	3	0	3	24
at South Alabama	*	26	6-10	2-4	0-0	2-2-4	2	1	0	0	0	14
at TCU	*	21	3-11	0-5	0-0	0-2-2	5	4	1	0	2	6
BETHUNE-COOKMAN	*	28	5-10	1-5	0-0	0-4-4	3	2	2	0	1	11
JACKSONVILLE ST.	*	30	5-10	0-2	0-0	0-6-6	1	2	3	0	1	10
at Vanderbilt	*	26	0-7	0-4	2-2	2-3-5	2	4	1	0	1	2
ARKANSAS	*	23	7-12	3-5	2-2	0-1-1	3	1	3	0	2	19

Steals	4	2x; last at UAB	11/21/19
Field Goals	9	2x; last vs. Dayton	11/30/19
Field Goal Attempts	17	2x; last vs. Drake	12/1/19
3-Point Field Goals	4	vs. Drake	12/1/19
3-Point FG Attempts	9	vs. Drake	12/1/19
Free Throws	9	vs. Wofford	11/6/19
Free Throw Attempts	14	vs. Wofford	11/6/19

CAREER HIGHS

Points	25	at Indiana	12/3/17
Rebounds	8	vs. Grambling	11/6/18
Assists	8	vs. UL-Lafayette	11/25/18
Blocks	2	at Kentucky	2/1/18
Steals	7	at LSU	1/18/18
Field Goals	9	7x; last vs. Dayton	11/30/19
Field Goal Attempts	23	at Tennessee	1/4/18
3-Point Field Goals	4	4x; last vs. Drake	12/1/19
3-Point FG Attempts	11	vs. BYU	3/23/19
Free Throws	9	vs. Wofford	11/6/19
Free Throw Attempts	9	vs. Wofford	11/6/19

ALEXANDER'S CAREER STATISTICS

Season	gp-gs	min/avg	Total		3-Point		F-Throws		Rebounds				Scoring							
			fg-fga	pct	fg-fga	pct	ft-fta	pct	off	def	tot	avg	pf	fo	ast	to	blk	stl	pts	avg
2016-17	20-0	113/5.7	9-37	.243	1-10	.100	7-10	.700	9	8	17	0.9	18	0	1	10	0	9	26	1.3
2017-18	29-12	746/25.7	157-403	.390	41-122	.336	57-77	.740	17	59	76	2.6	73	0	39	79	3	80	412	14.2
2018-19	32-32	892/27.9	148-380	.389	60-166	.361	48-70	.686	22	79	101	3.2	73	2	56	57	3	74	404	12.6
2019-20	12-12	341/28.4	60-143	.420	13-46	.283	29-38	.763	9	34	43	3.6	33	1	26	23	0	28	162	13.5
TOTAL	93-56	2092/22.5	374-963	.388	115-344	.334	141-195	.723	57	180	237	2.5	197	3	122	169	6	191	1004	10.8



Robyn BENTON

#1

Sophomore • Guard • 5-9

Conyers, Ga.

2019 SEC All-Freshman Team

Greater Atlanta Christian HS

• 2019 SEC All-Freshman Team

- Scored 10 points in season debut vs. Bethune-Cookman (12/15); missed first 9 games with injury
- Averaged 6.1 points/game in '18-19, top 5 among SEC freshmen
- Auburn's top returning 3-point shooter by percentage at 37.2% (35-94)
- Made game-winning shot + free throw with 8.6 seconds left to finish off 20-point comeback win at Vanderbilt (1/17); named SEC Freshman/Week
- Hit 5-of-5 3-point attempts and scored 15 points in win at Elon (12/22)
- Shared team lead with 16 points and hit three 3-pointers in collegiate debut vs. Grambling (11/6)
- Sister of former Tennessee football player Inky Johnson

SEASON HIGHS

Points	10	vs. Bethune-Cookman	12/15/19
Rebounds	2	vs. Jacksonville St.	12/28/19
Assists	3	vs. Arkansas	1/5/20
Blocks	2	vs. Bethune-Cookman	12/15/19
Steals	4	2x; last vs. Arkansas	1/5/20
Field Goals	4	vs. Bethune-Cookman	12/15/19
Field Goal Attempts	7	2x; last vs. Arkansas	1/5/20
3-Point Field Goals	2	vs. Bethune-Cookman	12/15/19
3-Point FG Attempts	4	vs. Bethune-Cookman	12/15/19
Free Throws	1	vs. Arkansas	1/5/20
Free Throw Attempts	2	vs. Arkansas	1/5/20

Opponent	Start	Min.	FG-A	3PT-A	FT-A	O-D-T	PF	Ast.	TO	Blk.	St.	Pts.
WOFFORD						--DNP--						
OLD DOMINION						--DNP--						
at UAB						--DNP--						
ST. JOSEPH'S						--DNP--						
vs Middle Tennessee						--DNP--						
vs. Dayton						--DNP--						
vs. Drake						--DNP--						
at South Alabama						--DNP--						
at TCU						--DNP--						
BETHUNE-COOKMAN	15		4-7	2-4	0-0	1-0-1	1	1	0	2	1	10
JACKSONVILLE ST.	18		2-5	0-1	0-0	1-1-2	1	1	0	0	1	4
at Vanderbilt	20		0-5	0-0	0-0	1-0-1	1	0	3	0	4	0
ARKANSAS	20		2-7	1-2	1-2	1-0-1	2	3	1	0	4	6
FLORIDA												
ALABAMA												
at Georgia												
OLE MISS												
at Kentucky												
at Mississippi State												
VANDERBILT												
at Alabama												
at South Carolina												
LSU												
MISSISSIPPI STATE												
at Texas A&M												
at Missouri												
TENNESSEE												

CAREER HIGHS

Points	16	vs. Grambling	11/6/18
Rebounds	5	at XULA	11/28/18
Assists	3	3x; last vs. Arkansas	1/5/20
Blocks	2	vs. Bethune-Cookman	12/15/19
Steals	4	3x; last vs. Arkansas	1/5/20
Field Goals	6	vs. Grambling	11/6/18
Field Goal Attempts	12	vs. Grambling	11/6/18
3-Point Field Goals	5	at Elon	12/22/18
3-Point FG Attempts	8	vs. Grambling	11/6/18
Free Throws	6	vs. Alabama	2/17/19
Free Throw Attempts	6	vs. Alabama	2/17/19

BENTON'S CAREER STATISTICS

Season	gp-gs	min/avg	Total		3-Point		F-Throws		Rebounds				Scoring							
			fg-fga	pct	fg-fga	pct	ft-fta	pct	off	def	tot	avg	pf	fo	ast	to	blk	stl	pts	avg
2018-19	32-0	457/14.3	64-167	.383	35-94	.372	24-34	.706	16	26	42	1.3	41	0	18	15	3	34	187	5.8
2019-20	3-0	54/18.0	6-17	.353	2-5	.400	0-0	.000	3	1	4	1.3	3	0	2	3	2	6	14	4.7
TOTAL	35-0	511/14.6	70-184	.380	37-99	.374	24-34	.706	19	27	46	1.3	44	0	20	18	5	40	201	5.7



Sania WELLS

#2

Freshman • Guard • 5-7

Moss Point, Miss.

East Central HS

- Made collegiate debut at UAB; scored 4 points while playing 17 minutes
- Missed first two games with injury
- Ranked as No. 27 point guard nationally by ESPN HoopGurlz
- USA Today All-Mississippi team
- Averaged 27 points, 5 rebounds, 4 steals as a HS senior

SEASON/CAREER HIGHS

Points	4	at UAB	11/21/19
Rebounds	3	vs. St. Joseph's	11/24/19
Assists	3	vs. Middle Tenn.	11/29/19
Blocks			
Steals	1	vs. Dayton	11/30/19
Field Goals	1	2x; last vs. Middle Tenn.	11/29/19
Field Goal Attempts	4	at UAB	11/21/19
3-Point Field Goals			
3-Point FG Attempts			
Free Throws	2	2x; last vs. Drake	12/1/19
Free Throw Attempts	2	3x; last vs. Drake	12/1/19

Opponent	Start	Min.	FG-A	3PT-A	FT-A	O-D-T	PF	Ast.	TO	Blk.	St.	Pts.
WOFFORD						--DNP--						
OLD DOMINION						--DNP--						
at UAB	17		1-4	0-1	2-2	0-0-0	2	0	2	0	0	4
ST. JOSEPH'S	5		0-2	0-0	0-0	0-3-3	1	0	1	0	0	0
vs Middle Tennessee	13		1-1	0-0	1-2	0-1-1	2	3	1	0	0	3
vs. Dayton	4		0-0	0-0	0-0	0-0-0	1	0	0	0	1	0
vs. Drake	4		0-0	0-0	2-2	0-0-0	0	1	0	0	0	2
at South Alabama	3		0-1	0-0	0-0	0-1-1	0	2	0	0	0	0
at TCU	1		0-0	0-0	0-0	0-0-0	0	0	0	0	0	0
BETHUNE-COOKMAN	6		0-1	0-1	0-0	0-0-0	0	0	1	0	0	0
JACKSONVILLE ST.	3		0-0	0-0	0-0	0-0-0	0	0	1	0	0	0
at Vanderbilt						--DNP--						
ARKANSAS	1		0-0	0-0	0-0	0-0-0	0	1	0	0	0	0
FLORIDA												
ALABAMA												
at Georgia												
OLE MISS												
at Kentucky												
at Mississippi State												
VANDERBILT												
at Alabama												
at South Carolina												
LSU												
MISSISSIPPI STATE												
at Texas A&M												
at Missouri												
TENNESSEE												

WELLS' CAREER STATISTICS

Season	gp-gs	min/avg	Total		3-Point		F-Throws		Rebounds				Scoring							
			fg-fga	pct	fg-fga	pct	ft-fta	pct	off	def	tot	avg	pf	fo	ast	to	blk	stl	pts	avg
2019-20	9-0	56/6.2	2-9	.222	0-2	.000	5-6	.833	0	5	5	0.6	6	0	6	6	0	1	9	1.0
TOTAL	9-0	56/6.2	2-9	.222	0-2	.000	5-6	.833	0	5	5	0.6	6	0	6	6	0	1	9	1.0



Annie HUGHES

#3

Freshman • Guard • 5-9

Dutton, Ala.

Pisgah HS

- Scored 10 points and led Auburn with 4 assists & 3 steals in collegiate debut vs. Wofford (11/6)
- Was the third true freshman to start her first game under Williams-Flournoy (Unique Thompson in 2017, Katie Frerking in 2013)
- 2019 Alabama Miss Basketball, first to attend Auburn since Whitney Boddie in 2005
- Led Pisgah HS to 65-2 record and back-to-back 3A state titles in 2018 and 2019
- Averaged 21.4 points, 7.0 rebounds, 4.2 assists and 3.5 steals as a high school senior
- All-state first team in 2018 and 2019
- Also helped Pisgah HS to 2019 state softball championship

SEASON/CAREER HIGHS

Points	12 vs. Old Dominion	11/14/19
Rebounds	7 vs. Bethune-Cookman	12/15/19
Assists	4 vs. Wofford	11/6/19
Blocks		
Steals	3 vs. Wofford	11/6/19
Field Goals	5 vs. Old Dominion	11/14/19
Field Goal Attempts	7 vs. Old Dominion	11/14/19
3-Point Field Goals	1 4x; last vs. Drake	12/1/19
3-Point FG Attempts	3 vs. Bethune-Cookman	12/15/19
Free Throws	2 vs. Middle Tenn.	11/29/19
Free Throw Attempts	4 vs. Middle Tenn.	11/29/19

Opponent	Start	Min.	FG-A	3PT-A	FT-A	O-D-T	PF	Ast.	TO	Blk.	St.	Pts.
WOFFORD	*	30	4-5	1-1	1-1	2-0-2	3	4	0	0	3	10
OLD DOMINION	*	35	5-7	1-1	1-2	3-1-4	1	1	0	0	2	12
at UAB	*	29	1-4	0-1	0-0	0-1-1	3	3	0	0	1	2
ST. JOSEPH'S		18	2-4	1-2	0-0	1-3-4	1	0	0	0	0	5
vs Middle Tennessee		20	0-4	0-2	2-4	0-3-3	2	0	1	0	0	2
vs. Dayton		18	1-3	0-2	0-0	0-0-0	2	0	0	0	0	2
vs. Drake		11	2-3	1-1	0-0	0-0-0	0	0	3	0	0	5
at South Alabama		16	2-3	0-0	0-0	1-0-1	0	0	0	0	1	4
at TCU		22	0-4	0-2	0-0	2-0-2	1	2	1	0	0	0
BETHUNE-COOKMAN	*	31	2-5	1-3	0-0	4-3-7	2	2	2	0	0	5
JACKSONVILLE ST.		13	0-0	0-0	0-0	1-0-1	2	1	2	0	0	0
at Vanderbilt		14	0-3	0-1	1-2	2-0-2	2	0	0	0	1	1
ARKANSAS	*	19	1-6	0-1	0-0	1-1-2	1	0	1	0	0	2
FLORIDA												
ALABAMA												
at Georgia												
OLE MISS												
at Kentucky												
at Mississippi State												
VANDERBILT												
at Alabama												
at South Carolina												
LSU												
MISSISSIPPI STATE												
at Texas A&M												
at Missouri												
TENNESSEE												

HUGHES' CAREER STATISTICS

Season	gp-gs	min/avg	Total		3-Point		F-Throws		Rebounds				Scoring							
			fg-fga	pct	fg-fga	pct	ft-fta	pct	off	def	tot	avg	pf	fo	ast	to	blk	stl	pts	avg
2019-20	12-4	259/21.6	19-45	.422	5-16	.313	5-9	.556	16	11	27	2.3	19	0	13	9	0	8	48	4.0
TOTAL	12-4	259/21.6	19-45	.422	5-16	.313	5-9	.556	16	11	27	2.3	19	0	13	9	0	8	48	4.0



Brooke MOORE

#5

Sophomore • Guard • 5-7

Atlanta, Ga.

Henry County HS

- Leading scorer for Auburn through two SEC games (18.0 ppg)
- Season-high 20 points on 7-12 FT (4-6 3FG) at South Alabama (12/4)
- Scored 15 points while playing career-high 35 minutes in first career start vs. Wofford (11/6); matched 15-point effort vs. ODU (11/14)
- Started career 21-for-21 at the free-throw line; is 15-19 this season
- Played in 25 games as a freshman; averaged 5.2 points in 12.0 minutes/game
- Led Auburn with career-high 23 points, hit five 3-pointers in win over Alabama State (12/29); also made half-court shot at halftime; named SEC Freshman of the Week
- Scored 14 points and hit 4 3-pointers in win at Elon (12/22); helped set single-game 3-point record for 2nd time in less than a month
- Georgia Class AAAA Player of the Year as a senior; 3-time AJC Player of the Year

SEASON HIGHS

Points	20	at South Alabama	12/4/19
Rebounds	4	vs. St. Joseph's	11/24/19
Assists	3	at South Alabama	12/4/19
Blocks	1	vs. Wofford	11/6/19
Steals	4	vs. Dayton	11/30/19
Field Goals	8	vs. Arkansas	1/5/20
Field Goal Attempts	17	vs. Dayton	11/30/19
3-Point Field Goals	4	at South Alabama	12/4/19
3-Point FG Attempts	10	vs. Middle Tenn.	11/29/19
Free Throws	7	2x; last at Vanderbilt	1/2/20
Free Throw Attempts	10	at Vanderbilt	1/2/20

Opponent	Start	Min.	FG-A	3PT-A	FT-A	O-D-T	PF	Ast.	TO	Blk.	St.	Pts.
WOFFORD	*	35	6-16	1-7	2-2	1-1-2	1	1	1	1	2	15
OLD DOMINION	*	24	3-9	2-6	7-7	1-0-1	0	2	2	0	2	15
at UAB	*	23	3-8	0-4	2-2	0-1-1	2	1	1	0	1	8
ST. JOSEPH'S	*	19	0-8	0-4	1-4	2-2-4	2	2	1	0	0	1
vs Middle Tennessee	*	30	4-11	3-10	0-0	0-2-2	2	1	5	0	0	11
vs. Dayton	*	39	7-17	3-8	1-2	0-0-0	3	0	4	0	4	18
vs. Drake	*	25	2-10	1-4	0-0	3-0-3	2	2	5	0	1	5
at South Alabama	*	30	7-12	4-6	2-2	0-1-1	2	3	2	0	1	20
at TCU	*	27	3-12	1-6	1-1	2-0-2	4	0	2	0	0	8
BETHUNE-COOKMAN						--DNP--						
JACKSONVILLE ST.	*	26	2-8	1-5	6-6	1-1-2	2	2	2	0	3	11
at Vanderbilt	*	29	5-14	0-5	7-10	0-0-0	0	0	6	0	0	17
ARKANSAS	*	26	8-15	3-8	0-2	0-0-0	2	0	2	0	1	19
FLORIDA												
ALABAMA												
at Georgia												
OLE MISS												
at Kentucky												
at Mississippi State												
VANDERBILT												
at Alabama												
at South Carolina												
LSU												
MISSISSIPPI STATE												
at Texas A&M												
at Missouri												
TENNESSEE												

CAREER HIGHS

Points	23	vs. Alabama State	12/29/18
Rebounds	4	2x; last vs. St. Joseph's	11/24/19
Assists	3	3x; last at South Alabama	12/4/19
Blocks	1	vs. Mississippi State	1/14/19
Steals	4	vs. Dayton	11/30/19
Field Goals	8	vs. Arkansas	1/5/20
Field Goal Attempts	17	vs. Dayton	11/30/19
3-Point Field Goals	5	vs. Alabama State	12/29/18
3-Point FG Attempts	13	vs. Alabama State	12/29/18
Free Throws	7	2x; last at Vanderbilt	1/2/20
Free Throw Attempts	10	at Vanderbilt	1/2/20

MOORE'S CAREER STATISTICS

Season	gp-gs	min/avg	Total		3-Point		F-Throws		Rebounds				Scoring							
			fg-fga	pct	fg-fga	pct	ft-fta	pct	off	def	tot	avg	pf	fo	ast	to	blk	stl	pts	avg
2018-19	25-0	299/12.0	45-147	.306	31-105	.295	10-10	1.000	7	19	26	1.0	15	0	10	19	1	11	131	5.2
2019-20	11-11	307/27.9	42-125	.336	16-65	.246	29-36	.806	10	8	18	1.6	20	0	14	31	1	14	129	11.7
TOTAL	36-11	606/16.8	87-272	.320	47-170	.276	39-46	.848	17	27	44	1.2	35	0	24	50	2	25	260	7.2



Kiyae' WHITE

#10

Redshirt Sophomore • Forward • 6-2

Macungie, Pa.

Emmaus HS

- Career-high 12 points, including 6-8 on FTs, in win over St. Joseph's (11/24)
- Made first career start vs. Wofford (11/6); pulled down career-high 11 rebounds in just 17 minutes
- Played in 29 games as a redshirt freshman; averaging 6.9 minutes/game
- Made first collegiate appearance vs. Grambling (11/6/18); had 3 points, 4 rebounds in 12 minutes of action
- Redshirted 2017-18 season due to injury
- Ranked as No. 20 forward nationally out of high school
- Three brothers all played football at West Virginia; brother, Kevin White, plays for Chicago Bears

SEASON HIGHS

Points	12	vs. St. Joseph's	11/24/19
Rebounds	11	vs. Wofford	11/6/19
Assists	4	vs. Wofford	11/6/19
Blocks	1	6x; last at Vanderbilt	1/2/20
Steals	3	at TCU	12/7/19
Field Goals	3	vs. St. Joseph's	11/24/19
Field Goal Attempts	7	vs. Middle Tenn.	11/29/19
3-Point Field Goals	6	vs. St. Joseph's	11/24/19
3-Point FG Attempts	6	vs. St. Joseph's	11/24/19
Free Throws	6	vs. St. Joseph's	11/24/19
Free Throw Attempts	6	vs. St. Joseph's	11/24/19

Opponent	Start	Min.	FG-A	3PT-A	FT-A	O-D-T	PF	Ast.	TO	Blk.	St.	Pts.
WOFFORD	*	17	1-4	0-0	0-2	2-9-11	1	4	2	0	1	2
OLD DOMINION	*	20	2-4	0-0	1-3	1-3-4	3	0	0	0	0	5
at UAB		10	1-1	0-0	1-2	3-1-4	2	0	3	1	0	3
ST. JOSEPH'S	*	26	3-4	0-0	6-8	0-3-3	2	1	0	1	1	12
vs Middle Tennessee	*	23	2-7	0-0	1-2	1-1-2	2	0	1	0	0	5
vs. Dayton	*	19	0-3	0-0	1-2	2-5-7	2	0	0	1	1	1
vs. Drake	*	16	2-2	0-0	2-2	1-2-3	3	0	1	0	0	6
at South Alabama	*	19	1-3	0-0	1-2	3-5-8	2	1	1	1	1	3
at TCU	*	12	1-3	0-0	0-2	1-3-4	4	0	0	0	3	2
BETHUNE-COOKMAN	*	14	1-1	0-0	2-2	1-5-6	3	0	4	1	0	4
JACKSONVILLE ST.	*	19	1-2	0-0	1-2	2-6-8	1	1	1	0	2	3
at Vanderbilt	*	22	1-2	0-0	0-1	3-1-4	4	1	3	1	2	2
ARKANSAS	*	18	1-3	0-0	2-4	3-3-6	1	0	2	0	0	4

CAREER HIGHS

Points	12	vs. St. Joseph's	11/24/19
Rebounds	11	vs. Wofford	11/6/19
Assists	4	vs. Wofford	11/6/19
Blocks	1	7x; last at Vanderbilt	1/2/20
Steals	3	at TCU	12/7/19
Field Goals	3	vs. St. Joseph's	11/24/19
Field Goal Attempts	7	vs. Middle Tenn.	11/29/19
3-Point Field Goals	6	vs. St. Joseph's	11/24/19
3-Point FG Attempts	6	vs. St. Joseph's	11/24/19
Free Throws	6	vs. St. Joseph's	11/24/19
Free Throw Attempts	8	vs. St. Joseph's	11/24/19

FLORIDA
ALABAMA
at Georgia
OLE MISS
at Kentucky
at Mississippi State
VANDERBILT
at Alabama
at South Carolina
LSU
MISSISSIPPI STATE
at Texas A&M
at Missouri
TENNESSEE

WHITE'S CAREER STATISTICS

Season	gp-gs	min/avg	Total		3-Point		F-Throws		Rebounds				Scoring							
			fg-fga	pct	fg-fga	pct	ft-fga	pct	off	def	tot	avg	pf	fo	ast	to	blk	stl	pts	avg
2018-19	29-0	199/6.9	15-39	.385	0-0	.000	8-14	.571	23	28	51	1.8	27	0	9	10	1	2	38	1.3
2019-20	12-11	216/18.0	16-36	.444	0-0	.000	16-30	.533	20	44	64	5.3	29	0	8	16	6	11	48	4.0
TOTAL	41-11	415/10.1	31-75	.413	0-0	.000	24-44	.545	43	72	115	2.8	56	0	17	26	7	13	86	2.1



Lauren HANSEN

#13

Freshman • Guard • 5-8

Setauket, N.Y.

Ward Melville HS

- Career-high 24 points, 7-14 3FG vs. Drake (12/1); most 3-pointers by Auburn player since 1/1/2017 (Brandy Montgomery vs. Florida)
- Scored 18 points in second collegiate start vs. St. Joseph's; was 4-6 on 3FG and led team with 4 steals
- Made collegiate debut vs. Old Dominion (11/14); scored 7 points and added one assist and one steal
- Missed season's first game vs. Wofford with injury
- Ranked as No. 71 prospect nationally and No. 20 guard by ESPN
- USA Today First-Team All-State in New York as a senior
- All-conference and all-state selection at Ward Melville HS


SEASON/CAREER HIGHS

Points	24	vs. Drake	12/1/19
Rebounds	6	vs. Dayton	11/30/19
Assists	4	2x; last at South Alabama	12/4/19
Blocks			
Steals	4	vs. St. Joseph's	11/24/19
Field Goals	8	vs. Drake	12/1/19
Field Goal Attempts	15	vs. Drake	12/1/19
3-Point Field Goals	7	vs. Drake	12/1/19
3-Point FG Attempts	14	vs. Drake	12/1/19
Free Throws	2	3x; last at Vanderbilt	1/2/20
Free Throw Attempts	2	6x; last at Vanderbilt	1/2/20

Opponent	Start	Min.	FG-A	3PT-A	FT-A	O-D-T	PF	Ast.	TO	Blk.	St.	Pts.
WOFFORD						--DNP--						
OLD DOMINION		21	3-7	1-3	0-0	0-0-0	5	1	4	0	1	7
at UAB	*	22	1-7	0-2	1-2	1-0-1	3	1	5	0	1	3
ST. JOSEPH'S	*	35	6-10	4-6	2-2	0-1-1	2	2	3	0	4	18
vs Middle Tennessee	*	12	0-0	0-0	0-0	0-0-0	5	0	5	0	1	0
vs. Dayton	*	28	2-11	2-7	2-2	2-4-6	3	1	2	0	1	8
vs. Drake	*	32	8-15	7-14	1-2	0-3-3	2	4	2	0	1	24
at South Alabama	*	26	4-12	2-7	0-0	0-1-1	1	4	1	0	0	10
at TCU	*	29	2-11	2-8	2-2	0-2-2	3	1	4	0	1	8
BETHUNE-COOKMAN	*	23	4-11	2-6	0-0	0-0-0	5	3	5	0	0	10
JACKSONVILLE ST.	*	26	2-9	2-7	0-0	0-2-2	1	2	3	0	1	6
at Vanderbilt	*	17	0-5	0-5	2-2	0-0-0	2	1	4	0	0	2
ARKANSAS		20	3-8	1-4	0-0	0-0-0	1	2	3	0	0	7
FLORIDA												
ALABAMA												
at Georgia												
OLE MISS												
at Kentucky												
at Mississippi State												
VANDERBILT												
at Alabama												
at South Carolina												
LSU												
MISSISSIPPI STATE												
at Texas A&M												
at Missouri												
TENNESSEE												

HANSEN'S CAREER STATISTICS

Season	gp-gs	min/avg	Total		3-Point		F-Throws		Rebounds				Scoring							
			fg-fga	pct	fg-fga	pct	ft-fta	pct	off	def	tot	avg	pf	fo	ast	to	blk	stl	pts	avg
2019-20	11-10	270/24.5	32-98	.327	22-65	.338	10-12	.833	3	13	16	1.5	32	3	20	38	0	11	96	8.7
TOTAL	11-10	270/24.5	32-98	.327	22-65	.338	10-12	.833	3	13	16	1.5	32	3	20	38	0	11	96	8.7



Unique THOMPSON

#20

Freshman • Forward • 6-3

Theodore, Ala.

****2018 SEC All-Freshman Team****

Faith Academy

• Named to 2019-20 Preseason All-SEC Second Team (media & coaches)

• Leads NCAA with 12 double-doubles

• Leads the SEC in rebounding (12.0/game); fourth in SEC in scoring (18.5 ppg) (as of 1/2)

• Second in NCAA in offensive rebounds (5.3)

• Had a streak of 13 consecutive double-doubles from March 23 (vs. BYU, NCAA Tournament) to Jan. 2 (at Vanderbilt), 2nd-longest in Auburn history

• Has 32 career double-doubles, 3rd in Auburn history

• Scored career-high 31 points at TCU along with 15 rebounds; first 30-15 game for Auburn since 2008 (DeWanna Bonner, 30/16 vs. Geo. Washington)

• Scored 24 points; matched career-high with 19 rebounds at UAB (11/21)

• Averaged a double-double in 2018-19 with 12.2 points, 10.3 rebounds; 5th player in Auburn history to do so, first since DeWanna Bonner in 2008

SEASON HIGHS

Points	31	at TCU	12/7/19
Rebounds	19	at UAB	11/21/19
Assists	6	vs. Arkansas	1/5/20
Blocks	2	at UAB	11/21/19
Steals	4	2x; last vs. Beth.-Cookman	12/15/19
Field Goals	12	at TCU	12/7/19
Field Goal Attempts	18	at TCU	12/7/19
3-Point Field Goals			
3-Point FG Attempts			
Free Throws	10	vs. Dayton	11/30/19
Free Throw Attempts	12	vs. Dayton	11/30/19

CAREER HIGHS

Points	31	at TCU	12/7/19
Rebounds	19	3x; last at UAB	11/21/19
Assists	6	vs. Arkansas	1/5/20
Blocks	6	vs. Louisiana Tech	11/19/17
Steals	4	5x; last vs. Beth.-Cookman	12/15/19
Field Goals	12	at TCU	12/7/19
Field Goal Attempts	18	2x; last at TCU	12/7/19
3-Point Field Goals			
3-Point FG Attempts			
Free Throws	10	at Ole Miss	1/31/19
Free Throw Attempts	12	at Ole Miss	1/31/19

Opponent	Start	Min.	FG-A	3PT-A	FT-A	O-D-T	PF	Ast.	TO	Blk.	St.	Pts.
WOFFORD	*	31	9-13	0-0	7-9	6-7-13	3	1	3	0	2	25
OLD DOMINION	*	30	5-6	0-0	3-8	7-3-10	2	2	2	0	0	13
at UAB	*	32	9-12	0-0	6-8	10-9-19	2	1	2	2	2	24
ST. JOSEPH'S	*	34	5-10	0-0	7-10	7-5-12	2	5	4	0	1	17
vs Middle Tennessee	*	28	6-9	0-0	3-4	6-4-10	2	0	4	0	0	15
vs. Dayton	*	37	5-9	0-0	10-15	3-8-11	3	1	5	1	2	20
vs. Drake	*	32	5-9	0-0	2-3	2-9-11	2	1	4	0	4	12
at South Alabama	*	32	7-7	0-0	1-4	3-7-10	1	1	2	1	0	15
at TCU	*	34	12-18	0-0	7-8	7-8-15	1	1	4	1	2	31
BETHUNE-COOKMAN	*	31	7-10	0-0	2-3	5-8-13	4	2	1	0	4	16
JACKSONVILLE ST.	*	30	7-13	0-0	6-8	6-4-10	2	1	5	1	3	20
at Vanderbilt	*	30	5-10	0-0	4-4	1-9-10	3	2	1	0	3	14
ARKANSAS	*	30	2-4	0-0	2-3	4-9-13	3	6	5	1	2	6
FLORIDA												
ALABAMA												
at Georgia												
OLE MISS												
at Kentucky												
at Mississippi State												
VANDERBILT												
at Alabama												
at South Carolina												
LSU												
MISSISSIPPI STATE												
at Texas A&M												
at Missouri												
TENNESSEE												

THOMPSON'S CAREER STATISTICS

Season	gp-gs	min/avg	Total		3-Point		F-Throws		Rebounds				Scoring							
			fg-fga	pct	fg-fga	pct	ft-fta	pct	off	def	tot	avg	pf	fo	ast	to	blk	stl	pts	avg
2017-18	27-27	811/30.0	131-271	.483	0-0	.000	49-87	.563	112	115	227	8.4	63	0	28	66	21	32	311	11.5
2018-19	32-32	996/31.1	153-272	.563	0-0	.000	83-136	.610	143	187	330	10.3	71	1	35	63	20	57	389	12.2
2019-20	12-12	380/31.7	82-126	.651	0-0	.000	58-84	.690	63	81	144	12.0	27	0	18	37	6	23	222	18.5
TOTAL	71-71	2187/30.8	366-669	.547	0-0	.000	190-307	.619	318	383	701	9.9	161	1	81	166	47	112	922	13.0



Erin HOWARD

#24

Sophomore • Guard/Forward • 6-1

Madison, Wis.

Madison East HS

- Career-high 14 points, 4 steals along with 6 rebounds in win at South Alabama; hit career-high 4 3-pointers (12/4)
- Game-tying tip-in at fourth quarter buzzer to force overtime vs. Dayton (11/30)
- Had 9 points, 7 rebounds, 3 assists in 29 minutes off the bench at UAB (11/21)
- Started 17 games, appeared in 29 as a freshman; averaged 3.5 points, 2.9 rebounds in 20.1 minutes/game
- Career-high 12 points on 5-6 shooting (2-2 3FG) in win over #25 Missouri (2/24)
- Made first collegiate start vs. Tennessee (1/3); scored career-high 11 points in 33 minutes
- Hit record-setting 14th Auburn 3-pointer in win at Elon (12/22)
- First Auburn women's basketball player from state of Wisconsin

SEASON HIGHS

Points	14	at South Alabama	12/4/19
Rebounds	7	3x; last vs. Arkansas	1/5/20
Assists	3	at UAB	11/21/19
Blocks	2	2x; last at TCU	12/7/19
Steals	4	at South Alabama	12/4/19
Field Goals	5	at South Alabama	12/4/19
Field Goal Attempts	11	vs. Middle Tenn.	11/29/19
3-Point Field Goals	4	at South Alabama	12/4/19
3-Point FG Attempts	8	2x; last at Vanderbilt	1/2/20
Free Throws	2	2x; last at Vanderbilt	1/2/20
Free Throw Attempts	2	4x; last at Vanderbilt	1/2/20

Opponent	Start	Min.	FG-A	3PT-A	FT-A	O-D-T	PF	Ast.	TO	Blk.	St.	Pts.
WOFFORD		18	0-3	0-3	0-0	2-1-3	3	0	0	1	1	0
OLD DOMINION		18	2-5	2-4	0-0	0-3-3	2	1	1	1	0	6
at UAB		29	4-9	1-4	0-0	2-5-7	1	3	2	0	2	9
ST. JOSEPH'S		18	0-2	0-1	0-0	1-2-3	0	0	0	0	0	0
vs Middle Tennessee		28	3-11	1-8	0-0	0-6-6	1	2	0	1	3	7
vs. Dayton		34	2-3	0-1	1-2	2-4-6	1	0	0	0	1	5
vs. Drake		30	1-4	0-1	0-1	1-4-5	1	0	2	2	1	2
at South Alabama		26	5-10	4-7	0-0	1-5-6	1	2	1	1	4	14
at TCU		33	3-8	0-4	1-2	1-3-4	2	2	3	2	3	7
BETHUNE-COOKMAN		27	4-9	2-6	2-2	2-5-7	4	1	3	0	0	12
JACKSONVILLE ST.		22	1-5	1-3	0-0	0-0-0	1	0	0	1	0	3
at Vanderbilt		23	4-11	3-8	2-2	0-4-4	4	0	1	0	3	13
ARKANSAS	*	26	2-9	0-5	0-0	2-5-7	1	0	1	0	2	4
FLORIDA												
ALABAMA												
at Georgia												
OLE MISS												
at Kentucky												
at Mississippi State												
VANDERBILT												
at Alabama												
at South Carolina												
LSU												
MISSISSIPPI STATE												
at Texas A&M												
at Missouri												
TENNESSEE												

CAREER HIGHS

Points	14	at South Alabama	12/4/19
Rebounds	8	at Arkansas	2/10/19
Assists	5	at Alabama	1/10/19
Blocks	3	at Arkansas	2/10/19
Steals	4	at South Alabama	12/4/19
Field Goals	5	2x; last at South Alabama	12/4/19
Field Goal Attempts	13	vs. Alabama State	12/29/18
3-Point Field Goals	4	at South Alabama	12/4/19
3-Point FG Attempts	9	vs. Alabama State	12/29/18
Free Throws	2	4x; last at Vanderbilt	1/2/20
Free Throw Attempts	2	6x; last at Vanderbilt	1/2/20

HOWARD'S CAREER STATISTICS

Season	gp-gs	min/avg	Total		3-Point		F-Throws		Rebounds				Scoring							
			fg-fga	pct	fg-fga	pct	ft-fga	pct	off	def	tot	avg	pf	fo	ast	to	blk	stl	pts	avg
2018-19	31-17	624/20.1	42-128	.328	20-79	.253	5-6	.833	26	64	90	2.9	55	0	36	25	17	27	109	3.5
2019-20	12-0	304/25.3	29-80	.363	14-50	.280	6-9	.667	12	42	54	4.5	21	0	11	13	9	18	78	6.5
TOTAL	43-17	928/21.6	71-208	.341	34-129	.264	11-15	.733	38	106	144	3.3	76	0	47	38	26	45	187	4.3



Morgan ROBINSON-NWAGWU

#30

Freshman • Guard • 5-8

Norcross, Ga.

Norcross HS

- Season-high 6 points along with 3 assists vs. Bethune-Cookman (12/15)
- Recorded 2 rebounds, 2 assists in collegiate debut vs. Wofford (11/6)
- Ranked as No. 28 guard nationally by ESPN
- Named first-team all-state and first-team all-metro by Atlanta Journal-Constitution
- Region 7A Player of the Year and All-Gwinnett County first team
- Averaged 15.3 points, 7.1 rebounds, 4.6 assists, 4.1 steals and 1.1 blocks as high school junior

SEASON/CAREER HIGHS

Points	6	vs. Bethune-Cookman	12/15/19
Rebounds	4	vs. Old Dominion	11/14/19
Assists	4	at TCU	12/7/19
Blocks	1	2x; last vs. Beth.-Cookman	12/15/19
Steals	3	at Vanderbilt	1/2/20
Field Goals	3	vs. Bethune-Cookman	12/15/19
Field Goal Attempts	5	vs. Bethune-Cookman	12/15/19
3-Point Field Goals	1	2x; last vs. Arkansas	1/5/20
3-Point FG Attempts	1	2x; last vs. Arkansas	1/5/20
Free Throws	3	at TCU	12/7/19
Free Throw Attempts	4	3x; last at TCU	12/7/19

Opponent	Start	Min.	FG-A	3PT-A	FT-A	O-D-T	PF	Ast.	TO	Blk.	St.	Pts.
WOFFORD		13	0-4	0-0	0-0	0-2-2	1	2	3	0	1	0
OLD DOMINION		7	0-4	0-0	0-0	2-2-4	0	0	2	0	0	0
at UAB		6	1-1	0-0	0-0	0-0-0	1	1	2	1	0	2
ST. JOSEPH'S		10	1-4	0-0	0-0	1-1-2	2	1	0	0	0	2
vs Middle Tennessee		18	0-4	0-0	1-4	0-3-3	2	2	4	0	1	1
vs. Dayton		13	0-1	0-0	0-0	0-0-0	3	1	0	0	1	0
vs. Drake		17	1-2	0-0	0-0	1-0-1	2	3	0	0	1	2
at South Alabama		19	0-2	0-0	2-4	0-1-1	3	2	4	0	0	2
at TCU		18	0-0	0-0	3-4	0-3-3	5	4	4	0	0	3
BETHUNE-COOKMAN		22	3-5	0-0	0-0	1-0-1	0	3	0	1	0	6
JACKSONVILLE ST.		14	1-2	1-1	0-0	0-1-1	1	0	3	0	1	3
at Vanderbilt		19	2-3	0-0	0-0	1-1-2	2	2	5	0	3	4
ARKANSAS		13	1-2	1-1	0-0	1-0-1	1	3	1	0	0	3
FLORIDA												
ALABAMA												
at Georgia												
OLE MISS												
at Kentucky												
at Mississippi State												
VANDERBILT												
at Alabama												
at South Carolina												
LSU												
MISSISSIPPI STATE												
at Texas A&M												
at Missouri												
TENNESSEE												

ROBINSON-NWAGWU'S CAREER STATISTICS

Season	gp-gs	min/avg	Total		3-Point		F-Throws		Rebounds					Scoring						
			fg-fga	pct	fg-fga	pct	ft-fta	pct	off	def	tot	avg	pf	fo	ast	to	blk	stl	pts	avg
2019-20	12-0	174/14.5	9-32	.281	1-1	1.000	6-12	.500	6	14	20	1.7	22	1	21	27	2	8	25	2.1
TOTAL	12-0	174/14.5	9-32	.281	1-1	1.000	6-12	.500	6	14	20	1.7	22	1	21	27	2	8	25	2.1



Natalie KELLY

#35

Sophomore • Forward • 6-3

Albany, La.

Albany HS

- Scored career-high 3 points vs. St. Joseph's (11/24); made only shot attempt
- Has made both shots attempted so far this season (11/24 vs. SJU; 12/28 vs. JSU)
- Appeared in 12 games as a freshman
- Made first collegiate field goal vs. Louisiana-Lafayette (11/25)
- Made first SEC appearance at Missouri (1/27)
- Ranked as No. 38 post player in nation out of high school, according to ESPN HoopGurlz
- Averaged 17.1 points, 12.1 rebounds, 3.3 steals as high school senior
- Set school record for single-season rebounds with 379 as a junior

SEASON HIGHS

Points	3	vs. St. Joseph's	11/24/19
Rebounds	2	at TCU	12/7/19
Assists			
Blocks			
Steals			
Field Goals	1	2x; last vs. Jacksonville St.	12/28/19
Field Goal Attempts	1	2x; last vs. Jacksonville St.	12/28/19
3-Point Field Goals			
3-Point FG Attempts			
Free Throws	1	vs. St. Joseph's	11/24/19
Free Throw Attempts	2	vs. St. Joseph's	11/24/19

Opponent	Start	Min.	FG-A	3PT-A	FT-A	O-D-T	PF	Ast.	TO	Blk.	St.	Pts.
WOFFORD		6	0-0	0-0	0-0	0-0-0	0	0	0	0	0	0
OLD DOMINION						--DNP--						
at UAB						--DNP--						
ST. JOSEPH'S		3	1-1	0-0	1-2	0-0-0	0	0	0	0	0	3
vs Middle Tennessee		4	0-0	0-0	0-0	0-0-0	2	0	0	0	0	0
vs. Dayton						--DNP--						
vs. Drake		2	0-0	0-0	0-0	0-0-0	1	0	0	0	0	0
at South Alabama		3	0-0	0-0	0-0	0-1-1	1	0	0	0	0	0
at TCU		4	0-0	0-0	0-0	0-2-2	0	0	0	0	0	0
BETHUNE-COOKMAN		3	0-0	0-0	0-0	0-1-1	0	0	0	0	0	0
JACKSONVILLE ST.		1	1-1	0-0	0-0	1-0-1	0	0	0	0	0	2
at Vanderbilt		1	0-0	0-0	0-0	0-0-0	0	0	0	0	0	0
ARKANSAS		2	0-0	0-0	0-0	0-0-0	0	0	0	0	0	0
FLORIDA												
ALABAMA												
at Georgia												
OLE MISS												
at Kentucky												
at Mississippi State												
VANDERBILT												
at Alabama												
at South Carolina												
LSU												
MISSISSIPPI STATE												
at Texas A&M												
at Missouri												
TENNESSEE												

SEASON/CAREER HIGHS

Points	3	vs. St. Joseph's	11/24/19
Rebounds	3	2x; last vs. Alabama State	12/29/18
Assists			
Blocks	1	2x; last vs. Alabama State	12/29/18
Steals	1	2x; last vs. Alabama	2/17/19
Field Goals	1	2x; last vs. St. Joseph's	11/24/19
Field Goal Attempts	2	vs. UL-Lafayette	11/25/18
3-Point Field Goals			
3-Point FG Attempts			
Free Throws	1	4x; last vs. St. Joseph's	11/24/19
Free Throw Attempts	2	5x; last vs. St. Joseph's	11/24/19

KELLY'S CAREER STATISTICS

Season	gp-gs	min/avg	Total		3-Point		F-Throws		Rebounds				pf			Scoring				
			fg-fga	pct	fg-fga	pct	ft-fta	pct	off	def	tot	avg	pf	fo	ast	to	blk	stl	pts	avg
2018-19	12-0	49/4.1	1-5	.200	0-0	.000	3-8	.375	6	4	10	0.8	4	0	0	8	2	2	5	0.4
2019-20	9-0	28/3.1	2-2	1.000	0-0	.000	1-2	.500	1	4	5	0.6	4	0	0	0	0	0	5	0.6
TOTAL	21-0	77/3.7	3-7	.429	0-0	.000	4-10	.400	7	8	15	0.7	8	0	0	8	2	2	10	0.5

Game 7: Dec. 1, 2019
Drake 83, Auburn 82
Hertz Arena
Estero, Fla.

Official Basketball Box Score -- Game Totals -- Final Statistics
Drake vs Auburn
12/1/19 1:30 pm at Estero, Fla. (Hertz Arena)

Drake 83 • 6-2
Player FG-FGA FG-PCT FT-FTA FT-PCT OFF DEF TOT PF TP A TO Bk Stl Min
Rose, Brenni 3-6 0-2 3-3 0 1 1 1 9 8 1 0 0 2 27
Rhine, Sara 8-12 1-1 6-6 1 5 6 0 22 0 1 0 0 2 28
Monahan, Maddie 0-3 0-2 0-0 0 0 0 2 0 2 2 0 1 1 22
Hittner, Becca 3-12 1-7 3-4 0 3 3 1 10 2 2 0 1 26
Collier, Kierra 7-9 1-3 0-0 0 1 1 2 15 3 5 0 0 1 27
Woodridge, Allie 2-3 1-1 0-0 1 1 2 5 1 4 0 1 0 1 16
Fuller, Hannah 0-0 0-0 0-0 0 2 2 1 0 1 0 1 1 8
Negaard, Maggie 6-8 3-5 0-0 0 1 1 12 15 4 2 0 1 19
Burch, Monica 2-4 0-0 0-0 2 5 7 2 4 0 0 0 3 17
Gauldner, Sarah Beth 1-4 0-0 0-0 0 0 0 3 0 0 0 0 0 6
Sain, Maggie 0-0 0-0 0-0 0 1 1 2 0 0 1 0 0 4
Totals 32-61 7-25 12-13 4 20 24 15 83 20 19 0 10 200

Auburn 82 • 3-4
Player FG-FGA FG-PCT FT-FTA FT-PCT OFF DEF TOT PF TP A TO Bk Stl Min
Kiyae' White 2-2 0-0 2-2 1 2 3 3 6 0 1 0 0 16
Unique Thompson 5-9 0-0 2-3 2 9 11 2 12 1 4 0 4 32
Daisa Alexander 7-17 4-9 6-6 1 2 3 1 24 4 3 0 3 31
Brooke Moore 6-20 1-4 0-0 3 0 3 5 2 5 0 1 25
Lauren Hansen 8-15 7-14 1-2 0 3 3 2 24 4 2 0 1 32
Sania Wells 0-0 0-0 2-2 0 0 0 2 4 1 0 0 0 4
Annie Hughes 2-3 1-1 0-0 0 0 0 5 3 0 0 11
Erin Howard 1-4 0-1 0-1 1 4 5 1 2 2 2 2 10
M. Robinson-Nwagwu 1-2 0-0 0-0 1 0 1 2 3 0 0 1 17
Natalie Kelly 0-0 0-0 0-0 0 0 0 1 0 0 0 0 2
Totals 28-62 13-29 13-16 0 20 20 14 82 15 20 2 11 200

Officials: Brian Hall, Tiara Cruise, Kylie Galloway
Technical fouls: Drake-None. Auburn-None.
Attendance: 457
Score by periods 1st 2nd 3rd 4th Total
Drake 26 18 18 21 83
Auburn 18 24 24 16 82
Last FG - DU 4th-02:18, AU 4th-02:02
Largest lead - DU by 11 1st-03:26, AU by 11 3rd-01:29
DU led for 22:44, AU led for 13:26, Game was tied for 03:41.

Game 8: Dec. 4, 2019
Auburn 82, South Alabama 62
Mitchell Center
Mobile, Ala.

Official Basketball Box Score -- Game Totals -- Final Statistics
Auburn vs South Alabama
12/04/19 7:00 pm at Mitchell Center, Mobile, Ala.

Auburn 82 • 4-4
Player FG-FGA FG-PCT FT-FTA FT-PCT OFF DEF TOT PF TP A TO Bk Stl Min
Kiyae' White 1-3 0-0 1-2 3 5 8 2 3 1 1 1 1 19
Unique Thompson 7-7 0-0 1-4 3 7 10 1 15 1 2 1 0 32
Daisa Alexander 6-10 2-4 0-0 2 2 4 2 14 1 0 0 0 26
Brooke Moore 7-12 4-6 2-2 0 1 1 2 20 3 2 0 1 30
Lauren Hansen 4-12 2-7 0-0 0 1 1 1 10 4 0 0 0 26
Sania Wells 0-1 0-0 0-0 0 1 1 0 0 2 0 0 0 3
Annie Hughes 2-3 0-0 0-0 1 0 1 0 4 0 0 1 16
Erin Howard 5-10 4-7 0-0 1 5 6 1 14 2 1 1 4 26
Morgan Robinson-Nwagwu 0-0 0-0 2-4 0 1 1 3 2 2 4 0 0 19
Natalie Kelly 0-0 0-0 0-0 0 1 1 2 0 0 0 0 0 3
Team 2 0 2 2 0 2 2
Totals 32-60 12-24 6-12 12 24 36 13 82 16 13 3 7 200

South Alabama 62 • 3-5
Player FG-FGA FG-PCT FT-FTA FT-PCT OFF DEF TOT PF TP A TO Bk Stl Min
Buster, Jala 1-3 0-2 0-0 0 2 2 2 0 4 1 0 0 26
Lewis, Antoniette 5-8 0-0 0-0 5 6 11 3 10 0 2 0 1 33
Kines, Shatoria 7-16 4-11 0-0 2 1 3 10 8 2 2 0 1 36
Telameque, Damaya 6-11 1-1 2-4 0 1 1 15 11 4 0 2 29
Jones, Savannah 5-17 3-11 0-0 3 3 6 0 13 0 3 0 0 30
Morrow, Jayla 0-1 0-0 0-0 0 1 1 0 2 0 0 0 0 16
Mailard, Jaylen 0-0 0-0 0-0 0 0 0 0 0 0 0 0 3
Centers, Kennedi 0-1 0-0 0-0 0 3 3 0 2 0 0 0 18
Low, Devyn 2-4 2-4 0-0 0 1 1 0 6 1 3 0 0 9
Team 2 0 2 2 0 2 2
Totals 25-59 10-31 2-4 12 18 30 7 62 12 15 0 4 200

Officials: Katie Lukanich, Eric Baker, Staci Jefferson
Technical fouls: Auburn-None, South Alabama-None.
Attendance: 1106
Score by periods 1st 2nd 3rd 4th Total
South Alabama 15 17 17 13 62
Last FG - Auburn 4th-01:10, USA 4th-02:02
Largest lead - Auburn by 26 4th-03:02, USA by 3 3rd-04:46
AU led for 39:08, USA led for 00:32, Game was tied for 00:20.

Game 9: Dec. 7, 2019
TCU 80, Auburn 65
Schollmaier Arena
Fort Worth, Texas

Official Basketball Box Score -- Game Totals -- Final Statistics
Auburn vs TCU
12/07/19 2:00 pm at
Auburn 65 • 4-5-0-0 SEC

Player FG-FGA FG-PCT FT-FTA FT-PCT OFF DEF TOT PF TP A TO Bk Stl Min
Kiyae' White 1-3 0-0 0-2 1 3 4 4 2 0 0 0 0 3 12
Unique Thompson 12-18 0-0 7-8 7 8 15 1 31 1 4 1 2 33
Daisa Alexander 3-11 0-0 0-0 0 2 2 5 6 4 1 0 2 20
Brooke Moore 8 3-12 1-6 1-1 2 0 2 5 4 8 0 2 0 26
Lauren Hansen 9 2-11 2-8 2-2 0 2 2 3 8 1 4 0 1 29
Sania Wells 0-0 0-0 0-0 0 0 0 0 0 0 0 0 0 1 1
Annie Hughes 0-4 0-2 0-0 2 0 2 0 2 0 2 1 0 0 23
Erin Howard 3-8 0-4 1-2 1 3 4 2 7 2 3 2 3 33
M. Robinson-Nwagwu 0-0 0-0 3-4 0 3 3 3 3 4 0 0 0 18
Natalie Kelly 0-0 0-0 0-0 0 2 2 0 0 0 0 0 0 5
Team 1 5 6
Totals 24-67 3-25 14-19 14 28 42 25 65 14 19 3 11 200

TCU 80 • 7-0-0-0 Big 12
Player FG-FGA FG-PCT FT-FTA FT-PCT OFF DEF TOT PF TP A TO Bk Stl Min
Adeloa Akomolafe 1-4 0-0 0-0 2 0 2 2 2 0 1 0 0 16
Jaycee Bradley 7-16 5-14 5-8 1 2 3 0 24 1 1 0 0 31
Jayde Woods 2-4 0-1 0-1 1 3 4 4 4 4 0 1 26
Lauren Heard 8 5-15 1-3 10-10 4 6 10 2 21 4 4 0 3 29
Kianna Ray 3-9 1-5 0-2 0 4 4 1 7 6 2 1 1 25
Ryan Payne 0-0 0-0 2-4 1 0 1 0 2 0 1 0 13
Becky Obinna 3-4 0-0 2-2 2 4 6 4 8 0 1 0 10
Yummy Morris 2-4 0-0 1-2 1 7 8 2 5 1 0 1 14
Madi Puli 0-0 0-0 0-0 0 0 0 0 0 0 0 0 3
Tavy Diggs 0-0 0-0 0-0 0 2 2 1 0 0 0 0 3
Alexandria Crain 1-6 0-3 0-0 0 1 1 1 2 0 0 1 10
Michelle Berry 1-2 0-0 3-4 3 2 5 0 5 2 1 1 2 13
Ella Hellessey 0-0 0-0 0-0 0 0 0 0 0 1 0 1 7
Team 3 0 3
Totals 25-67 7-26 33-41 16 80 18 16 4 9 200

Officials: Michael McConnell, Felicia Grinstead, Mark Zentz
Technical fouls: Auburn-None, TCU-None.
Attendance: 2359
2019-20 Women's Basketball. Round: 0. Auburn vs TCU. Played at Ed and Rae Scho
Score by periods 1st 2nd 3rd 4th Total
Auburn 11 20 16 18 65
TCU 20 24 20 16 80
Last FG - Auburn 4th-02:13, TCU 4th-02:24
Largest lead - Auburn, TCU by 25 4th-05:41
AU led for 00:00, TCU led for 37:52, Game was tied for 02:08.

ESTERO, Fla.-- Auburn got huge offensive efforts from Daisa Alexander and Lauren Hansen, but the Tigers came up just short in a wild game with Drake Sunday afternoon, falling 83-82 in the fifth-place game of the Gulf Coast Showcase.

The Tigers (3-4) trailed by as many as 11, led by as many as 11, and saw 13 ties and 12 lead changes in an incredibly entertaining game. But a pair of free throws for Drake (6-2) with 7.8 seconds left, coupled with two misses at the other end, left Auburn behind as the clock expired.

Alexander and Hansen each scored 24 points, a career-high for Hansen and one shy of it for Alexander. Hansen made seven 3-pointers on the day, one shy of tying the Auburn single-game record. Both players also finished with four assists, and Alexander added three steals. Unique Thompson kept her double-double streak alive with a 12-point, 11-rebound effort that also included four steals.

Auburn shot 45.2 percent for the game (28-62) and hit 13-of-29 3-pointers (44.8%), coming up one short of the single-game team record. The Tigers were also stellar at the free-throw line, hitting 13-of-16 (81.3%). Auburn forced 19 Drake turnovers, turning those into 24 point.

Drake led 44-42 at the half. A slow start to the third quarter for both teams saw Auburn tie it up at 48-48, then go on a 10-0 run to build a 58-48 advantage on an Alexander 3-pointer with 3:36 left. But a flurry by the Bulldogs in the final 90 seconds cut the lead to four at 66-62 headed to the fourth.

The lead swung wildly in both directions throughout the fourth quarter with both teams leading by as many as 6. Auburn trailed 81-75 with 2:18 to play, but another 3-pointer plus two free throws from Alexander cut it to one at 81-80 with under a minute. Auburn got a stop, then Alexander drew a foul with 15 seconds left and made both free throws to put the Tigers back ahead 82-81. At the other end, Auburn forced a miss but was unable to get the rebound, and a foul with 7.8 seconds left led to two Bulldog free throws. The Tigers had two chances before the buzzer but could not get a shot to fall.

MOBILE-- Five players scored in double figures, and an offensive flurry early in the fourth quarter broke the game open as Auburn earned an 82-62 road win at South Alabama Wednesday night.

The Tigers (4-4) used a 16-0 run that spanned the end of the third and start of the fourth quarters to break open what had been a close game throughout. Auburn's long-range shooting was effective for the second straight game as the Tigers hit 12 3-pointers, giving them 25 over their last two contests.

Sophomore Brooke Moore led the Tigers' offensive attack with a season-high 20 points on 7-of-12 shooting, including 4-of-6 beyond the 3-point arc. Erin Howard and Daisa Alexander had 14 points apiece; Howard made a career-high four 3-pointers and also had a career-best four steals.

Unique Thompson grabbed three rebounds in the fourth quarter to extend her double-double streak to nine points, dating back to last season. She finished with 15 points and 10 rebounds and was 7-of-7 from the floor. Lauren Hansen was Auburn's fifth player in double-figures with 10 points and a team-leading four assists. Kiyae' White added eight rebounds.

As a team, Auburn shot a season-high 53.3 percent from the field (32-60) and was 50 percent (12-24) from 3-point range. The Tigers out-rebounded the Jaguars 36-30 and scored 21 points off 15 USA turnovers.

South Alabama (3-5) led 47-45 with 4:46 to play in the third quarter. But the Tigers' defense held the Jaguars to just one basket over the next eight-plus minutes, out-scoring them 23-2 in that stretch to build a 19-point lead with 7:47 to play. From there, the Tigers cruised, pushing the advantage to as many as 26 before a couple of late defensive lapses let USA cut the final margin to 20.

Auburn never trailed in the first half, taking a 37-32 lead at the break. Moore hit four 3-pointers in the first half with three of those coming in the second quarter as the Tigers extended their lead to as many as eight points. But the Jaguars stayed in the game thanks to 10 second-chance points off eight offensive rebounds in the opening half.

FORT WORTH, Texas-- Unique Thompson scored a career-high 31 points, but early foul trouble and turnovers cost Auburn in an 80-65 loss at TCU Saturday in the Big 12/SEC Challenge.

Auburn (4-5) turned the ball over 19 times, leading to 26 points for TCU (7-0), and multiple Tigers missed significant minutes with foul trouble; two players fouled out. The Horned Frogs took advantage, getting into the bonus every quarter and hitting 23-of-33 free throws for the game.

Thompson's 31 points were the most by an Auburn player since Katie Frerking had 33 at Texas A&M in 2017. Thompson also added 15 rebounds to pick up her ninth double-double of the season and 10th straight dating back to last year, continuing the longest active streak in the nation.

But Thompson was Auburn's only player in double figures. Lauren Hansen and Brooke Moore added eight points and Daisa Alexander had six; all three fought foul trouble throughout the game. Alexander and Morgan Robinson-Nwagwu tied for the team lead with four assists, and Kiyae' White and Erin Howard had three steals apiece.

Neither team shot the ball particularly well; Auburn hit 24-of-67 from the floor (35.8%) and TCU was one shot better at 25-of-67 (37.3%). But the Frogs made seven 3-pointers to Auburn's three, and made up the rest of the difference at the free-throw line. TCU also out-rebounded Auburn 49-42.

Auburn went on a 13-2 run early in the second quarter to tie the game after trailing by nine at the end of the first. But foul trouble took a toll as TCU was in the bonus for the final five minutes of the quarter and took advantage, hitting 7-of-9 free throws in the period. Meanwhile, three starters missed significant minutes with two or more fouls, and the Horned Frogs took a 44-31 lead at the break.

The Tigers cut the lead to single-digits early in the third, but TCU went on a 13-5 run to take a 58-40 lead, and Auburn got no closer than 15 points the rest of the way.

Game 10: Dec. 15, 2019
Auburn 74, Bethune-Cookman 56
Auburn Arena
Auburn, Ala.

Official Basketball Box Score -- Game Totals -- Final Statistics
Bethune-Cookman vs Auburn
12/15/19 2:00 pm at Auburn Arena -- Auburn, Ala.

Bethune-Cookman 56 • 6-2,0-0 MEAC
Player stats table for Bethune-Cookman vs Auburn, including FG, FT, Rebounds, and Points.

Auburn 74 • 5-5,0-0 SEC
Player stats table for Auburn vs Bethune-Cookman, including FG, FT, Rebounds, and Points.

Summary statistics for Auburn 74 vs Bethune-Cookman 56, including FG%, FT%, 3-Pt %, and Rebounds.

Officials: Kristen Bell, Stephanie Barkisade, Cameron Inouye
Technical Fouls: Bethune-Cookman-None, Auburn-None.
Attendance: 1588

Score by periods table for Auburn vs Bethune-Cookman, showing 1st, 2nd, 3rd, 4th, and Total scores.

Last FG - BCU 4th-03:08, AU 4th-02:09
Largest lead - BCU by 5-2nd-07:25, AU by 19-4th-03:46.
BCU led for 06:10, AU led for 29:19. Game was tied for 04:31.

AUBURN-- Five Tigers scored in double-figures as the Auburn women's basketball team pulled away in the second half for a 74-56 win over Bethune-Cookman Sunday afternoon at Auburn Arena.

Auburn (5-5) shot over 65 percent in the second half and overcame a tenacious press by Bethune-Cookman (6-2) to turn a five-point halftime lead into as much as a 19-point advantage to head into the holiday break with a victory.

Junior Unique Thompson led the way with a 16-point, 13-rebound effort that also included a team-leading four steals. She was just one rebound shy of a double-double by halftime; as such, she picked up her NCAA-leading 10th double-double in 10 games and extended her streak to 11 straight games, which leads all active players nationwide.

Erin Howard added 12 points and seven rebounds off the bench, and Daisa Alexander scored 11, bringing her within four points of 1,000 for her career. Lauren Hansen scored 10 points and shared the team lead with three assists. And Robyn Benton, who missed the season's first nine games with injury, scored 10 points and added two blocks in her return to action.

Auburn found an offensive rhythm late in the second quarter to turn a five-point deficit into a five-point lead at 36-31 headed to the locker room. The Tigers then started the third quarter on a 16-4 run, extending the advantage to 52-35 with 4:15 to play.

A turnover- and foul-plagued cold spell to begin the fourth quarter allowed the Wildcats to cut the Auburn lead to as few as 10 points, but a Hughes 3-pointer with just under six minutes left sparked a 9-0 run to put the game out of reach.

Game 11: Dec. 28, 2019
Auburn 62, Jacksonville State 53
Auburn Arena
Auburn, Ala.

Official Basketball Box Score -- Game Totals -- Final Statistics
Jacksonville St. vs Auburn
12/28/19 2:00 pm at Auburn Arena -- Auburn, Ala.

Jacksonville St. 53 • 4-7,0-0 OVC
Player stats table for Jacksonville State vs Auburn, including FG, FT, Rebounds, and Points.

Summary statistics for Jacksonville State vs Auburn, including FG%, FT%, 3-Pt %, and Rebounds.

Auburn 62 • 6-3,0-0 SEC
Player stats table for Auburn vs Jacksonville State, including FG, FT, Rebounds, and Points.

Summary statistics for Auburn 62 vs Jacksonville State 53, including FG%, FT%, 3-Pt %, and Rebounds.

Officials: Saif Esho, Puani Spurlock, Joseph Vesizy
Technical Fouls: Jacksonville-St.-None, Auburn-Brooke Moore.
Attendance: 1827

Score by periods table for Auburn vs Jacksonville State, showing 1st, 2nd, 3rd, 4th, and Total scores.

Last FG - JSU 4th-00:13, AU 4th-00:59.
Largest lead - JSU None, AU by 18-4th-04:03.
JSU led for 00:00, AU led for 37:42. Game was tied for 02:10.

AUBURN-- Auburn senior Daisa Alexander scored her 1,000th career point as the Tigers closed out non-conference play with a 62-53 win over Jacksonville State Saturday afternoon at Auburn Arena.

The Tigers (6-5) scored a season-high 27 turnovers, turning those into 27 points, and controlled the paint throughout. Auburn never trailed and led by as many as 18 in the fourth quarter before a late 3-point barrage from the Gamecocks (4-7) cut the final margin to single digits.

Alexander's fadeaway jumper with 39 seconds to play in the third quarter gave her 1,000 career points, making her the 34th Auburn player to reach the milestone. She finished with 10 points, six rebounds and three steals on the day.

Junior Unique Thompson kept her nation-leading double-double streak alive with a 20-point, 10-rebound effort, grabbing her final rebound with less than two minutes to play. She is now 11-for-11 this season and has 12 straight double-doubles, dating back to the final game of last season.

Brooke Moore added 11 points and Kiyae White pulled down eight rebounds to aid the Tiger effort. Auburn shot 40 percent for the game (22-55) and held JSU to 34 percent (16-47) from the floor, but 13 of JSU's 16 made field goals came from 3-point range, including all seven of their made shots in the fourth quarter.

The Tigers outrebounded the Gamecocks 36-30 and outscored JSU in the paint 22-2. Auburn jumped out to an early double-digit lead, forcing seven first-quarter turnovers to lead 14-4 late in the period and 16-7 at the end of one.

The Gamecocks got as close as six points at 30-24 early in the third, but Auburn finished the quarter on a 15-5 run to take a 45-29 lead at the end of three. Two straight Thompson buckets midway through the final period gave Auburn its largest lead at 56-38 with 4:03 to play, but Jacksonville State hit four 3-pointers in the final 3:11 to cut the final margin to single digits.

Game 12: Jan. 2, 2020
Vanderbilt 77, Auburn 55
Memorial Gym
Nashville, Tenn.

Official Basketball Box Score -- Game Totals -- Final Statistics
Auburn vs Vanderbilt
01/02/20 7:00 pm at Memorial Gym - Nashville, Tenn.

Auburn 55 • 6-6,0-1 SEC
Player stats table for Auburn vs Vanderbilt, including FG, FT, Rebounds, and Points.

Summary statistics for Auburn vs Vanderbilt, including FG%, FT%, 3-Pt %, and Rebounds.

Vanderbilt 77 • 11-3,1-0 SEC
Player stats table for Vanderbilt vs Auburn, including FG, FT, Rebounds, and Points.

Summary statistics for Vanderbilt 77 vs Auburn 55, including FG%, FT%, 3-Pt %, and Rebounds.

Officials: Star Jefferson, Brian Hall, Beverly Roberts
Technical Fouls: Auburn-Kiyae White, Vanderbilt-None.
Attendance: 2255

Score by periods table for Auburn vs Vanderbilt, showing 1st, 2nd, 3rd, 4th, and Total scores.

Last FG - AU 4th-00:12, VU 4th-03:15.
Largest lead - AU by 3 1st-08:56, VU by 25 3rd-06:14.
AU led for 02:13, VU led for 37:47. Game was tied for 00:00.

NASHVILLE-- Auburn got off to a slow start and never recovered in a 77-55 loss to Vanderbilt Thursday night at Memorial Gym to open SEC play.

The Tigers (6-6, 0-1 SEC) had their worst shooting night of the season and saw Vanderbilt (11-3, 1-0) shoot a blistering 60 percent as the Commodores opened a big early lead and never looked back.

Unique Thompson kept her nation-leading double-double streak alive with a 14-point, 10 rebound performance. She also tallied three steals and a pair of assists. Brooke Moore led the Tigers with 17 points, and Erin Howard added 13.

Vanderbilt shot 59.6 percent from the field (31-52) and outscored Auburn in the paint 46-24. The Tigers finished at 28.3 percent (17-60). Auburn had a strong night at the free-throw line, hitting 18-of-23 (78.3%).

Auburn took a 1-0 lead before the ball was even tossed on an administrative technical due to a malfunctioning shot clock at Memorial Gym, and Moore made a layup to open the in-game scoring and give the Tigers a 3-0 lead. But it was downhill from there. The Commodores went on an 8-0 run over the next two minutes and never trailed again. A 68-percent first half gave Vanderbilt a 47-18 lead at the break. The Tigers outscored Vandy 37-30 in the second half.

Mariella Fasoula led Vanderbilt with 21 points and Demi Washington added 17.

Game 13: Jan. 5, 2020
#20 Arkansas 86, Auburn 70
Auburn Arena
Auburn, Ala.

Official Basketball Box Score -- Game Totals -- Final Statistics
 Arkansas vs Auburn
 01/05/20 1:00 pm at Auburn Arena -- Auburn, Ala.

Arkansas 86 • 13-2,1-1 SEC

#	Player	Total			3-Ptr			Rebounds			PF	TP	A	TO	Blk	Stl	Min
		FG	FGA	FT	FTA	FG	FGA	FT	FTA	Off							
24	Taylah Thomas	r	4-4	0-0	0-0	0	1	1	2	8	1	2	0	1	21		
02	Alexis Toiefree	g	4-13	2-8	1-2	2	6	8	2	11	1	4	0	3	31		
23	Amber Ramirez	g	9-18	7-14	0-0	0	4	4	1	25	1	1	0	1	34		
33	Chelsea Dungee	g	6-10	2-2	5-5	1	3	4	0	19	3	3	0	4	33		
43	Makayla Daniels	g	4-6	1-2	4-4	0	2	2	4	13	4	2	0	1	27		
00	A'Tyanna Gaudin		0-2	0-1	0-0	0	0	0	1	0	5	2	0	1	13		
01	Marquesha Davis		0-0	0-0	0-0	0	1	1	0	2	0	0	0	5			
04	Erynn Barnum		0-2	0-0	0-0	1	4	5	0	0	0	0	0	7			
10	Kiara Williams		4-4	0-0	0-0	2	1	3	1	8	0	0	0	1	12		
13	Gracey Spangler		0-1	0-0	0-0	0	0	0	0	0	0	1	0	2			
25	Destinee Oberg		0-0	0-0	0-0	0	0	0	0	0	0	0	0	3			
52	Rokia Doumbia		1-2	0-0	0-0	0	0	0	0	2	1	0	1	12			
	Team					3	5	8			1						
Totals			32-62	12-27	10-11	10	26	36	12	86	16	18	1	13	200		

1st FG %: 9.14	64.3%	2nd: 5-16	31.3%	3rd: 12-19	63.2%	4th: 6-13	46.2%	Game: 32-62	51.6%	Deadball
3FG %: 5.4	81.3%	1-6	16.7%	4-10	40.0%	5-5	100%	12-27	44.4%	Rebounds
FT %: 3-3	100%	7-8	87.5%	0-0	0.0%	0-0	0.0%	10-11	90.9%	1

Auburn 70 • 6-7,0-2 SEC

#	Player	Total			3-Ptr			Rebounds			PF	TP	A	TO	Blk	Stl	Min
		FG	FGA	FT	FTA	FG	FGA	FT	FTA	Off							
20	Unique Thompson	r	2-4	0-0	2-3	4	9	13	3	6	6	5	1	2	30		
24	Erin Howard	r	2-9	0-5	0-0	2	5	7	1	4	0	1	0	2	26		
00	Daisa Alexander	g	7-12	3-5	2-2	0	1	1	3	19	1	3	0	2	23		
03	Annie Hughes	g	1-6	0-1	0-0	1	1	2	1	2	0	1	0	0	19		
05	Brooke Moore	g	8-15	3-8	0-2	0	0	0	2	19	0	2	0	1	27		
01	Robyn Benton		2-7	1-2	1-2	1	0	1	2	6	3	1	0	4	20		
02	Sania Wells		0-0	0-0	0-0	0	0	0	0	0	1	0	0	0	1		
10	Kiyae' White		1-3	0-0	2-4	3	3	6	1	4	0	2	0	0	18		
13	Leuren Hansen		3-4	0-0	0-0	0	0	1	7	3	0	0	0	21			
30	M. Robinson-Nwagwu		1-2	1-1	0-0	1	0	1	3	3	1	0	0	13			
35	Natalie Kelly		0-0	0-0	0-0	0	0	0	0	0	0	0	0	2			
	Team					3	1	4									
Totals			27-66	9-26	7-13	15	20	35	15	70	16	19	1	11	200		

1st FG %: 4.13	30.8%	2nd: 6-21	28.6%	3rd: 8-15	53.3%	4th: 9-17	52.9%	Game: 27-66	40.9%	Deadball
3FG %: 3.7	42.9%	1-6	16.7%	1-5	20.0%	4-8	50.0%	9-26	34.6%	Rebounds
FT %: 1-2	50.0%	2-6	40.0%	3-4	75.0%	1-2	50.0%	7-13	53.8%	4

Officials: Kevin Pethel, Eric Brewton, Dee Kantner
 Technical fouls: Arkansas-None. Auburn-None.
 Attendance: 1702

Score by periods	1st	2nd	3rd	4th	Total
Arkansas	26	15	28	14	83
Auburn	12	15	20	23	70

Points	In	Off	2nd	Fast
AR	36	24	10	18
AU	24	12	16	9

Last FG - AR 4th-02:38, AU 4th-00:11.
 Largest lead - AR by 27 4th-05:34, AU by 7 1st-07:08.
 AR led for 35:10, AU led for 03:29. Game was tied for 01:13.
 Score tied - 1 time.
 Lead changed - 1 time.

AUBURN-- Daisa Alexander and Brooke Moore both scored 19 points, but Auburn fell to No. 20 Arkansas 86-70 Sunday in the home SEC opener at Auburn Arena.

The Tigers (6-7, 0-2 SEC) saw the Razorbacks (13-2, 2-0) jump out to a big early lead and never look back as Auburn was unable to slow down the SEC's top-scoring team.

Alexander and Moore shared the team lead with 19 points each and were Auburn's only two players in double-figures. Junior Unique Thompson saw her 13-game double-double streak come to an end as she pulled down a game-high 13 rebounds but was held to six points. Thompson also led the Tigers with six assists. Erin Howard had seven rebounds, and Robyn Benton added six points and a team-leading four steals.

Auburn shot 53 percent in the second half and finished at 41 percent for the game (27-66), but Arkansas was lights-out early and finished at 51.6 percent from the field (32-62). The Razorbacks also hit 12 3-pointers on 27 attempts and scored 24 points off 19 Auburn turnovers.

The Tigers jumped out to a quick lead, hitting 3-of-4 3-pointers to start the game with a 9-2 advantage. But Auburn would make just two of its next 14 3-point shots and score just three points the rest of the quarter. Meanwhile, the Razorbacks hit 5-of-6 from long range in the first quarter alone to take a 26-12 lead after one. Arkansas cooled a bit in the second quarter, but Auburn was unable to take advantage as the Razorbacks led 44-27 at the half.

Arkansas continued its hot shooting to the tune of 63.2 percent in the third quarter, scoring 28 points in the period to take a 72-47 lead after three. Auburn was able to force some turnovers in the fourth quarter and ended the game on an 11-0 run.

Amber Ramirez led Arkansas with 25 points, hitting seven 3-pointers. Chelsea Dungee added 19 points.

2019-20 Auburn Women's Basketball
Auburn Combined Team Statistics (as of Jan 05, 2020)
All games

RECORD:	OVERALL	HOME	AWAY	NEUTRAL
ALL GAMES	6-7	4-2	1-3	1-2
CONFERENCE	0-2	0-1	0-1	0-0
NON-CONFERENCE	6-5	4-1	1-2	1-2

#	Player	gp-gs	min	avg	Total		3-Point		F-Throw		Rebounds				a	to	blk	stl	pts	avg		
					fg-fga	fg%	3fg-fga	3fg%	ft-fa	ft%	off	def	tot	avg							pf	dq
20	Unique Thompson	13-13	410	31.5	84-130	.646	0-0	.000	60-87	.690	67	90	157	12.1	30	0	24	42	7	25	228	17.5
00	Daisa Alexander	13-13	364	28.0	67-155	.432	16-51	.314	31-40	.775	9	35	44	3.4	36	1	27	26	0	30	181	13.9
05	Brooke Moore	12-12	334	27.8	50-140	.357	19-73	.260	29-38	.763	10	8	18	1.5	22	0	14	33	1	15	148	12.3
13	Lauren Hansen	12-10	291	24.3	35-106	.330	23-69	.333	10-12	.833	3	13	16	1.3	33	3	22	41	0	11	103	8.6
24	Erin Howard	13-1	330	25.4	31-89	.348	14-55	.255	6-9	.667	14	47	61	4.7	22	0	11	14	9	20	82	6.3
01	Robyn Benton	4-0	74	18.5	8-24	.333	3-7	.429	1-2	.500	4	1	5	1.3	5	0	5	4	2	10	20	5.0
10	Kiyae' White	13-11	234	18.0	17-39	.436	0-0	.000	18-34	.529	23	47	70	5.4	30	0	8	18	6	11	52	4.0
03	Annie Hughes	13-5	278	21.4	20-51	.392	5-17	.294	5-9	.556	17	12	29	2.2	20	0	13	10	0	8	50	3.8
30	M. Robinson-Nwagwu	13-0	187	14.4	10-34	.294	2-2	1.000	6-12	.500	7	14	21	1.6	23	1	24	28	2	8	28	2.2
02	Sania Wells	10-0	57	5.7	2-9	.222	0-2	.000	5-6	.833	0	5	5	0.5	6	0	7	6	0	1	9	0.9
35	Natalie Kelly	10-0	30	3.0	2-2	1.000	0-0	.000	1-2	.500	1	4	5	0.5	4	0	0	0	0	0	5	0.5
Team											16	19	35				9					
Total.....		13	2628		331-789	.420	83-278	.299	173-255	.678	173	298	471	36.2	237	5	156	232	28	139	918	70.6
Opponents.....		13	2625		342-752	.455	115-317	.363	158-225	.702	122	306	428	32.9	204	-	193	232	28	109	957	73.6

TEAM STATISTICS	AU	OPP	Date	Opponent	Score	Att.
SCORING	918	957	11/06/19	WOFFORD	w 84-82	1618
Points per game	70.6	73.6	11/14/19	OLD DOMINION	L 77-89	1635
Scoring margin	-3.0	-	11/21/19	at UAB	L 75-80	1081
FIELD GOALS-ATT	331-789	342-752	11/24/19	SAINT JOSEPH'S	w 66-62	1796
Field goal pct	.420	.455	1 11/29/19	vs Middle Tennessee	L 50-73	313
3 POINT FG-ATT	83-278	115-317	1 11/30/19	vs Dayton	Wot 76-74	317
3-point FG pct	.299	.363	1 12/1/19	vs Drake	L 82-83	457
3-pt FG made per game	6.4	8.8	12/04/19	at South Alabama	w 82-62	1106
FREE THROWS-ATT	173-255	158-225	12/07/19	at TCU	L 65-80	2259
Free throw pct	.678	.702	12/15/19	BETHUNE-COOKMAN	w 74-56	1588
F-Throws made per game	13.3	12.2	12/28/19	JACKSONVILLE ST.	w 62-53	1827
REBOUNDS	471	428	* 01/02/20	at Vanderbilt	L 55-77	2255
Rebounds per game	36.2	32.9	* 01/05/20	ARKANSAS	L 70-86	1702
Rebounding margin	+3.3	-				
ASSISTS	156	193				
Assists per game	12.0	14.8				
TURNOVERS	232	232				
Turnovers per game	17.8	17.8				
Turnover margin	+0.0	-				
Assist/turnover ratio	0.7	0.8				
STEALS	139	109				
Steals per game	10.7	8.4				
BLOCKS	28	28				
Blocks per game	2.2	2.2				
ATTENDANCE	10166	7788				
Home games-Avg/Game	6-1694	4-1675				
Neutral site-Avg/Game	-	3-362				

1 = Gulf Coast Showcase (Estero, Fla.)

* = Conference game

Score by Periods	1st	2nd	3rd	4th	OT	Totals
Auburn	199	208	251	247	13	918
Opponents	253	219	227	247	11	957

**2019-20 Auburn Women's Basketball
Auburn Combined Team Statistics (as of Jan 05, 2020)
Conference games only**

RECORD:	OVERALL	HOME	AWAY	NEUTRAL
ALL GAMES	0-2	0-1	0-1	0-0
CONFERENCE	0-2	0-1	0-1	0-0
NON-CONFERENCE	0-0	0-0	0-0	0-0

##	Player	gp-gs	min	avg	Total		3-Point		F-Throw		Rebounds				pf	dq	a	to	blk	stl	pts	avg
					fg-fga	fg%	3fg-fga	3fg%	ft-fta	ft%	off	def	tot	avg								
05	Brooke Moore	2-2	56	28.0	13-29	.448	3-13	.231	7-12	.583	0	0	0	0.0	2	0	0	8	0	1	36	18.0
00	Daisa Alexander	2-2	49	24.5	7-19	.368	3-9	.333	4-4	1.000	2	4	6	3.0	5	0	5	4	0	3	21	10.5
20	Unique Thompson	2-2	61	30.5	7-14	.500	0-0	.000	6-7	.857	5	18	23	11.5	6	0	8	6	1	5	20	10.0
24	Erin Howard	2-1	48	24.0	6-20	.300	3-13	.231	2-2	1.000	2	9	11	5.5	5	0	0	2	0	5	17	8.5
13	Lauren Hansen	2-1	37	18.5	3-13	.231	1-9	.111	2-2	1.000	0	0	0	0.0	3	0	3	7	0	0	9	4.5
30	M. Robinson-Nwagwu	2-0	32	16.0	3-5	.600	1-1	1.000	0-0	.000	2	1	3	1.5	3	0	5	6	0	3	7	3.5
10	Kiyae' White	2-1	40	20.0	2-5	.400	0-0	.000	2-5	.400	6	4	10	5.0	5	0	1	5	1	2	6	3.0
01	Robyn Benton	2-0	40	20.0	2-12	.167	1-2	.500	1-2	.500	2	0	2	1.0	3	0	3	4	0	8	6	3.0
03	Annie Hughes	2-1	33	16.5	1-9	.111	0-2	.000	1-2	.500	3	1	4	2.0	3	0	0	1	0	1	3	1.5
02	Sania Wells	1-0	1	1.0	0-0	.000	0-0	.000	0-0	.000	0	0	0	0.0	0	0	1	0	0	0	0	0.0
35	Natalie Kelly	2-0	3	1.5	0-0	.000	0-0	.000	0-0	.000	0	0	0	0.0	0	0	0	0	0	0	0	0.0
Team											4	2	6				3					
Total.....		2	400		44-126	.349	12-49	.245	25-36	.694	26	39	65	32.5	35	0	26	46	2	28	125	62.5
Opponents.....		2	400		63-114	.553	13-30	.433	24-33	.727	17	58	75	37.5	31	-	37	47	3	26	163	81.5

TEAM STATISTICS	AU	OPP	Date	Opponent	Score	Att.
SCORING	125	163	* 01/02/20	at Vanderbilt	L 55-77	2255
Points per game	62.5	81.5	* 01/05/20	ARKANSAS	L 70-86	1702
Scoring margin	-19.0	-	1 = Gulf Coast Showcase (Esterov, Fla.)			
FIELD GOALS-ATT	44-126	63-114	* = Conference game			
Field goal pct	.349	.553				
3 POINT FG-ATT	12-49	13-30				
3-point FG pct	.245	.433				
3-pt FG made per game	6.0	6.5				
FREE THROWS-ATT	25-36	24-33				
Free throw pct	.694	.727				
F-Throws made per game	12.5	12.0				
REBOUNDS	65	75				
Rebounds per game	32.5	37.5				
Rebounding margin	-5.0	-				
ASSISTS	26	37				
Assists per game	13.0	18.5				
TURNOVERS	46	47				
Turnovers per game	23.0	23.5				
Turnover margin	+0.5	-				
Assist/turnover ratio	0.6	0.8				
STEALS	28	26				
Steals per game	14.0	13.0				
BLOCKS	2	3				
Blocks per game	1.0	1.5				
ATTENDANCE	1702	2255				
Home games-Avg/Game	1-1702	1-2255				
Neutral site-Avg/Game	-	0-0				

Score by Periods	1st	2nd	3rd	4th	Totals
Auburn	21	24	36	44	125
Opponents	52	39	43	29	163




Daisa Alexander
Senior • G • 5-8
Decatur, Ga.
Southwest DeKalb HS



Robyn Benton
Sophomore • G • 5-9
Atlanta, Ga.
Greater Atlanta Christian School




Sania Wells
Freshman • G • 5-7
Moss Point, Miss.
East Central HS



Annie Hughes
Freshman • G • 5-9
Dutton, Ala.
Pisgah HS




Brooke Moore
Sophomore • G • 5-7
Atlanta, Ga.
Henry County HS




Kiyae' White
RS Sophomore • F • 6-2
Macungie, Pa.
Emmaus HS



Lauren Hansen
Freshman • G • 5-8
Long Island, N.Y.
Ward Melville HS



Jala Jordan
Sophomore • F • 6-2
Philadelphia, Pa.
West Virginia




Unique Thompson
Junior • F • 6-3
Theodore, Ala.
Faith Academy



Honesty Scott-Grayson
Sophomore • G • 5-9
Brick, N.J.
Baylor



Erin Howard
Sophomore • G/F • 6-1
Madison, Wis.
Madison East HS



Morgan Robinson-Nwagwu
Freshman • G • 5-8
Norcross, Ga.
Norcross HS



Natalie Kelly
Freshman • F • 6-3
Albany, La.
Albany HS



Terri Williams-Flournoy
Head Coach
Penn State (1991)
Eighth Season



Ty Evans
Associate Head Coach
Wisconsin-Whitewater (1995)
Eighth Season



Clarisse Garcia
Assistant Coach
Villanova (2007)
Fourth Season



La'Keshia Frett Meredith
Assistant Coach
Georgia (1997)
First Season