

# Ole Miss

## BASKETBALL



2019-20 GAME NOTES | MBB Contact: Adam Kuffner | kuffner@olemiss.edu | Cell: 662-816-0497 | Office: 662-915-7031

OleMissSports.com | OleMissGameday.com | @OleMissMBB | OleMissMBB | OleMissMBB

### 2019-20 SCHEDULE

Date	Opponent [TV]	Time/Result
11/4	MISSISSIPPI COLLEGE (EXH.)	W, 69-43
11/8	ARKANSAS STATE [SECN+]	W, 71-43
11/12	NORFOLK STATE [SECN+]	W, 68-55
11/15	WESTERN MICHIGAN [SECN+]	W, 85-58
11/19	SEATTLE [SECN+]	W, 65-52
11/23	at #16/20 Memphis [ESPN3]	L, 86-87
11/27	vs. Penn St. ^ [ESPN2]	W, 74-72
11/29	vs. Oklahoma State [ESPN2]	L, 37-78
12/3	#24/24 BUTLER [SEC Network]	L, 58-67
12/7	CSU BAKERSFIELD [SECN+]	W, 83-67
12/14	MIDDLE TENNESSEE [SEC Network]	W, 82-64
12/21	vs. Southeastern Louisiana@ [SECN+]	W, 83-76
12/29	TENNESSEE TECH [SECN+]	W, 80-63
1/4	at #24/23 Wichita State [ESPN2]	L, 54-74
1/7	at Texas A&M* [SEC Network]	L, 47-57
1/11	ARKANSAS* [SEC Network]	L, 72-76
1/14	at Florida* [ESPN2]	L, 57-71
1/18	LSU* [ESPN2]	L, 76-80
1/21	at Tennessee* [SEC Network]	L, 48-73
1/25	at Georgia* [SEC Network]	W, 70-60
1/28	#17/16 AUBURN* [ESPN2]	8 PM
2/1	at #22/24 LSU* [ESPN2]	11 AM
2/5	SOUTH CAROLINA* [SEC Network]	6 PM
2/8	FLORIDA* [ESPN/ESPN2]	1 PM
2/11	MSU* [ESPN/ESPN2/ESPN/SECN]	6 PM
2/15	at Kentucky* [ESPN/ESPN2/ESPN2]	1 PM
2/18	at Missouri* [SEC Network]	7:30 PM
2/22	ALABAMA* [SEC Network]	7:30 PM
2/25	at Auburn* [ESPN/ESPN2/SEC Network]	6 PM
2/29	VANDERBILT* [SEC Network]	12 PM
3/4	MISSOURI* [SEC Network]	8 PM
3/7	at MSU* [SEC Network]	5:30 PM
3/11-15	SEC Tournament&	TBA

#### HOME GAME

\* SEC Game | Ranking: AP/USA TODAY Coaches | All Times CT  
^ NIT Tip-Off (Brooklyn, N.Y.)

@ Game at Mississippi Coliseum in Jackson, Miss.  
& SEC Tournament (Nashville, Tenn.)



#17/16 Auburn  
**TIGERS**  
(17-2, 4-2 SEC)

**Head Coach:** Bruce Pearl  
**Career:** 579-219/25th  
**At AU:** 117-74/6th

#### GAME 20

**Date:** Tuesday, Jan. 28, 2020  
**Time:** 8 p.m. CT  
**Location:** Oxford, Miss.  
**Arena:** The Pavilion at Ole Miss (9,500)  
**Television:** ESPN  
Kevin Fitzgerald, play-by-play  
Barry Booker, analyst  
**Radio:** Ole Miss Sports Network  
David Kellum, play-by-play  
Marc Dukes, analyst  
**Live Video:** ESPN.com/ESPN app  
**Live Audio:** OleMissSports.com/TuneIn app  
**Series:** Auburn leads 77-60  
**Last Meeting:** Feb. 13, 2019  
Ole Miss won 60-55  
Auburn, Ala.



Ole Miss  
**REBELS**  
(10-9, 1-5 SEC)

**Head Coach:** Kermit Davis  
**Career:** 499-285/25th  
**At OM:** 30-22/2nd

#### TIPOFF TIDBITS

- Ole Miss has won 12 of the last 14 matchups versus Auburn, including a sweep of last season's home-and-home series.
- The Rebels held the Tigers to a 32.8 field goal percentage in last year's two-game series.
- **Kermit Davis** enters Tuesday's game with 499 career wins as a college basketball head coach over 25 seasons; 433 of those victories have come in Division I, ranked 38th among active head coaches.
- **Devontae Shuler** averaged 15.5 ppg against Auburn last season.
- **Blake Hinson** missed the last matchup against the Tigers with the flu, the only game he missed as a freshman.
- After playing five of seven games on the road, four of the Rebels' next five games are at home.
- Tuesday's matchup begins a home-and-home series; Ole Miss heads to Auburn Feb. 25.
- Ole Miss was the only team in the SEC playing four of its first six conference games on the road.
- The Rebels are coming off a 70-60 victory over Georgia, beating the Bulldogs for the third straight time since 1988-90; Ole Miss shot 52.0 percent in the win, its best shooting percentage in SEC play this season.
- Ole Miss face a pair of ranked teams this week; the Rebels have played nine games against teams that have been ranked in the top 25 at some point this season.
- **Bryce Williams'** eight points at Georgia were the most by a Rebel off the bench in the past nine games.
- **Khadim Sy** (16) and **KJ Buffen** (14) combined for 30 points in the win at Georgia.
- **Breoin Tyree** leads the SEC in scoring overall (18.9 ppg) and in conference games (25.4 ppg).
- **Breoin Tyree** has increased his scoring output from non-conference to SEC play in each of his first three seasons.
- Veterans **Breoin Tyree** (18.9 ppg), **Blake Hinson** (10.9 ppg), **KJ Buffen** (10.1 ppg) and **Devontae Shuler** (9.9 ppg) have accounted for 68.3 percent of the team's scoring this season.
- **Breoin Tyree** is the SEC's leading active scorer with 1,528 career points, which also ranks 12th on the Ole Miss all-time scoring list; in the win over Georgia, he passed former teammate and current Toronto Raptor Terence Davis (1,512 points).

#### OLE MISS STYLE GUIDE

##### NAME

Ole Miss (preferred)  
University of Mississippi  
~~Mississippi~~

##### NICKNAME




Rebels


##### MASCOT



TONY

#### PROJECTED OLE MISS STARTERS

	PTS	REB	AST	STL	FG%	FT%
 <b>G   2   DEVONTAE SHULER</b> 6-2   190   Jr.   Irmo, S.C.	9.9	4.7	3.6	1.7	39.1	56.8
 <b>G   4   BREEIN TYREE</b> 6-2   195   Sr.   Somerset, N.J.	18.9	3.7	2.8	1.3	42.0	77.5
 <b>G/F   0   BLAKE HINSON</b> 6-7   229   So.   Deltona, Fla.	10.9	5.3	1.3	0.5	42.4	68.4
 <b>F   5   KJ BUFFEN</b> 6-7   225   So.   Gainesville, Ga.	10.1	6.3	1.5	0.9	53.0	68.6
 <b>F   3   KHADIM SY</b> 6-10   240   Jr.   Dakar, Senegal	8.9	5.1	0.6	0.7	51.7	70.0

0 G/F		<b>BLAKE HINSON</b> 6-7   229   So.   Deltona, Fla.   Major: Sports and Rec. Admin.	<b>PTS</b>	<b>REB</b>	<b>AST</b>	<b>STL</b>	<b>FG%</b>	<b>FT%</b>	<b>LAST GAME:</b> Recorded nine points, six rebounds and a career-high two blocks <b>NOTES:</b> Ranks second on the team in scoring and rebounding ... Produced his first career double-double (16 points, 11 rebounds) at Florida (Jan. 14) ... Started 31 games last year, third most by a freshman in the last 20 years (most since 2007-08)
			10.9	5.3	1.3	0.5	42.4	68.4	
1 G		<b>AUSTIN CROWLEY</b> 6-5   190   Fr.   West Point, Miss.   Major: Sports and Rec. Admin.	<b>PTS</b>	<b>REB</b>	<b>AST</b>	<b>STL</b>	<b>FG%</b>	<b>FT%</b>	<b>LAST GAME:</b> Played 10 minutes off the bench <b>NOTES:</b> Has played in all 19 games, averaging 16.4 minutes per game to lead the bench in playing time ... Scored a career-high 11 points vs. Middle Tennessee (Dec. 14) ... Rated a four-star recruit by 247Sports, ESPN and Rivals
			3.4	1.6	1.6	0.5	37.3	68.8	
2 G		<b>DEVONTAE SHULER</b> 6-2   190   Jr.   Irmo, S.C.   Major: General Studies	<b>PTS</b>	<b>REB</b>	<b>AST</b>	<b>STL</b>	<b>FG%</b>	<b>FT%</b>	<b>LAST GAME:</b> Tallied two points, two steals and a team-high six rebounds <b>NOTES:</b> Seventh in the SEC in assist/turnover ratio (1.7), sixth in steals ... Recorded his 1st career double-double against Arkansas (Jan. 11) ... Scored 20 points in wins over Arkansas St. (Nov. 8) and Tennessee Tech (Dec. 29) ... 121 career steals
			9.9	4.7	3.6	1.7	39.1	56.8	
3 G		<b>KHADIM SY</b> 6-10   240   Jr.   Dakar, Senegal   Major: General Studies	<b>PTS</b>	<b>REB</b>	<b>STL</b>	<b>BLK</b>	<b>FG%</b>	<b>FT%</b>	<b>LAST GAME:</b> Scored 16 points, his most in an SEC game, with four rebounds <b>NOTES:</b> Six games with at least seven rebounds ... Scored a career-high 20 points vs. SLU (Dec. 21) ... A 4-star forward according to Rivals.com and rated the No. 3 JUCO prospect according to 247Sports ... NJCAA All-American Honorable Mention accolades
			8.9	5.1	0.6	0.7	51.7	70.0	
4 G		<b>BREEIN TYREE</b> 6-2   195   Sr.   Somerset, N.J.   Major: General Studies	<b>PTS</b>	<b>REB</b>	<b>AST</b>	<b>STL</b>	<b>FG%</b>	<b>FT%</b>	<b>LAST GAME:</b> Tallied team highs in points (20), assists (4) and steals (3) <b>NOTES:</b> Leads SEC in scoring overall and in conference play (25.4 ppg) ... 10 20-point games, two 30-point games ... Scored a career-high 36 points vs. LSU (Jan. 18) ... Ranks 12th in school history with 1,528 points, active leader in the SEC, sixth with 183 three-pointers
			18.9	3.7	2.8	1.3	42.0	77.5	
5 G		<b>KJ BUFFEN</b> 6-7   225   So.   Gainesville, Ga.   Major: General Studies	<b>PTS</b>	<b>REB</b>	<b>STL</b>	<b>BLK</b>	<b>FG%</b>	<b>FT%</b>	<b>LAST GAME:</b> Scored 14 points on 5 of 6 shooting and 4 of 4 from the free throw line <b>NOTES:</b> Leads team in blocks and rebounding (15th in the conference), Ninth in SEC in steals ... Against Arkansas (Jan. 11), produced his first career double-double ... Scored a career-high 23 points in the win over Norfolk St. (Nov. 12)
			10.1	6.3	1.5	0.9	53.0	68.6	
10 F		<b>CARLOS CURRY</b> 6-11   240   R-Fr.   Albany, Ga.   Major: General Studies	<b>PTS</b>	<b>REB</b>	<b>STL</b>	<b>BLK</b>	<b>FG%</b>	<b>FT%</b>	<b>LAST GAME:</b> Did not play in the win at Georgia <b>NOTES:</b> Recorded four points (career high) in three games, including at Florida (Jan. 14) in a career-high 17 minutes ... Redshirted last season ... Averaged a double-double as a high school senior (15 ppg and 10 rpg) ... Earned all-state honorable mention
			1.0	0.8	0.3	0.2	42.9	--	
11 G		<b>FRANCO MILLER JR.</b> 6-3   199   R-Fr.   Freeport, Bahamas   Major: Sports and Rec. Admin.	<b>PTS</b>	<b>REB</b>	<b>AST</b>	<b>STL</b>	<b>FG%</b>	<b>FT%</b>	<b>LAST GAME:</b> Did not play in the win at Georgia <b>NOTES:</b> Scored four points in the season opener, his Ole Miss debut ... Redshirted last season to recover from a knee injury ... Averaged 25.8 ppg, 6.0 rpg, 5.2 apg and 3.3 spg as a senior at Crestwood Preparatory College in Toronto, Canada
			0.5	1.3	0.5	0.1	11.8	50.0	
12 F		<b>SHON ROBINSON</b> 6-11   212   Fr.   Chicago, Ill.   Major: Freshman Studies	<b>PTS</b>	<b>REB</b>	<b>AST</b>	<b>STL</b>	<b>FG%</b>	<b>FT%</b>	<b>LAST GAME:</b> Did not play <b>NOTES:</b> Will redshirt this season ... Ranked as a four-star prospect and No. 85 nationally in the 2020 class by ESPN, but finished high school in the summer to reclassify and become part of the 2019 class ... Averaged a double-double with 22 ppg and 12 rpg his final year
			--	--	--	--	--	--	
13 G		<b>BRYCE WILLIAMS</b> 6-2   180   Jr.   Tampa, Fla.   Major: General Studies	<b>PTS</b>	<b>REB</b>	<b>AST</b>	<b>STL</b>	<b>FG%</b>	<b>FT%</b>	<b>LAST GAME:</b> Scored eight points with one steal in 25 minutes off the bench <b>NOTES:</b> Scored a career-high 15 points vs. Penn State (Nov. 27), including the game-winning free throws with 13 seconds left, going 3 for 3 from three and 6 for 6 from the line ... Played in 55 games over two seasons at Daytona State, averaging 14.9 ppg
			4.1	0.6	0.8	0.4	50.0	81.8	
14 F		<b>ANTAVION COLLUM</b> 6-7   224   Fr.   Memphis, Tenn.   Major: Freshman Studies	<b>PTS</b>	<b>REB</b>	<b>AST</b>	<b>STL</b>	<b>FG%</b>	<b>FT%</b>	<b>LAST GAME:</b> Did not play in the win at Georgia <b>NOTES:</b> Scored a team-high seven points in the NIT Tip-Off championship game vs. Oklahoma State (Nov. 29) ... A four-star prospect rated as the No. 4 player in Tennessee by ESPN ... Named Class AAA All-State, finalist for Tennessee's Mr. Basketball
			1.1	1.1	0.1	0.5	25.0	66.7	
15 G/F		<b>LUIS RODRIGUEZ</b> 6-6   215   So.   Los Angeles, Calif.   Major: Sports and Rec. Admin.	<b>PTS</b>	<b>REB</b>	<b>AST</b>	<b>STL</b>	<b>FG%</b>	<b>FT%</b>	<b>LAST GAME:</b> Did not play in the win at Georgia <b>NOTES:</b> Started the first five games before suffering a foot injury in shootaround (Nov. 27), ranked second in rebounds and assists at the time ... Scored a career-high 10 points vs. Western Michigan (Nov. 15) ... Played in 25 games last season
			5.8	5.2	2.6	1.0	37.5	68.8	
23 F		<b>SAMMY HUNTER</b> 6-9   228   Fr.   Nassau, Bahamas   Major: Sports and Rec. Admin.	<b>PTS</b>	<b>REB</b>	<b>AST</b>	<b>STL</b>	<b>FG%</b>	<b>FT%</b>	<b>LAST GAME:</b> Pulled down one rebound in two minutes off the bench <b>NOTES:</b> Has played in 18 games, averaging 14.3 minutes per game primarily off the bench ... Scored a career-high eight points vs. Western Michigan (Nov. 15) ... No. 184 prospect according to 247Sports ... Averaged 27.0 ppg and 8.0 rpg as a senior
			3.1	1.5	0.5	0.2	40.0	73.7	
33 G		<b>JOHN MCBRIDE</b> 6-7   218   R-Fr.   Memphis, Tenn.   Major: Accountancy	<b>PTS</b>	<b>REB</b>	<b>AST</b>	<b>BLK</b>	<b>FG%</b>	<b>FT%</b>	<b>LAST GAME:</b> Did not play in the win at Georgia <b>NOTES:</b> Has played in seven games off the bench this season ... Registered his first career block at Tennessee (Jan. 21), his SEC debut ... Scored the first points of his career, knocking down a three-pointer vs. Tennessee Tech (Dec. 29) ... Walk-on
			0.4	0.4	0.0	0.1	20.0	--	
34 G		<b>CONNER MCKAY</b> 5-11   182   Jr.   Baldwin, Miss.   Major: General Studies	<b>PTS</b>	<b>REB</b>	<b>BLK</b>	<b>STL</b>	<b>FG%</b>	<b>FT%</b>	<b>LAST GAME:</b> Did not play in the win at Georgia <b>NOTES:</b> Made his Ole Miss debut in the season opener vs. Arkansas State ... Walk-on and practiced with the team last year ... Spent two seasons at Northeast Mississippi Community College, playing in 56 games for the Tigers ... Made 19 starts
			0.0	0.0	0.0	0.0	--	--	

**CAREER RECORD AS A HEAD COACH (ALL DIVISIONS):**

499-285 (.636 pct. / 25 seasons)

**CAREER RECORD AS A HEAD COACH (DIVISION I):**

433-260 (.625 pct. / 22 seasons)

**COACHING HONORS**

- 1989 Big Sky Coach of the Year (league)
- 1990 Big Sky Coach of the Year (league)
- 2003 Sun Belt Coach of the Year (league)
- 2008 Sun Belt Coach of the Year (Colleg Insider.com)
- 2010 Sun Belt Coach of the Year (Colleg Insider.com)
- 2012 Sun Belt Coach of the Year (league, Colleg Insider.com)
- 2012 NABC District 24 Coach of the Year
- 2013 Sun Belt Coach of the Year (league, Colleg Insider.com)
- 2016 Daily News Journal Sportsperson of the Year
- 2017 Conference USA Coach of the Year (league)
- 2017 NABC District 11 Coach of the Year
- 2017 TSWA Coach of the Year
- 2019 Jim Phelan Award Finalist (Colleg Insider.com)
- 2019 SEC Coach of the Year (league, AP)

**COACHING CAREER**

Season	School	Position	Record/Postseason
1984-85	Southwest Mississippi CC	Head Coach	17-9
1985-86	Southwest Mississippi CC	Head Coach	22-11
1986-87	Idaho	Assistant Coach	16-14
1987-88	Idaho	Assistant Coach	19-11
1988-89	Idaho	Head Coach	25-6/NCAA First Round
1989-90	Idaho	Head Coach	25-6/NCAA First Round
1990-91	Texas A&M	Head Coach	8-21
1991-92	Chipola	Associate Head Coach	
1992-93	Chipola	Associate Head Coach	
1993-94	Chipola	Head Coach	27-5/State Semifinals
1994-95	Utah State	Associate Head Coach	21-8/NIT
1995-96	Utah State	Associate Head Coach	18-15
1996-97	Idaho	Head Coach	13-17
1997-98	LSU	Associate Head Coach	9-18
1998-99	LSU	Associate Head Coach	12-15
1999-2000	LSU	Associate Head Coach	28-6/NCAA Sweet Sixteen
2000-01	LSU	Associate Head Coach	13-16
2001-02	LSU	Associate Head Coach	19-15/NIT Second Round
2002-03	Middle Tennessee	Head Coach	16-14
2003-04	Middle Tennessee	Head Coach	17-12
2004-05	Middle Tennessee	Head Coach	19-12
2005-06	Middle Tennessee	Head Coach	16-12
2006-07	Middle Tennessee	Head Coach	15-17
2007-08	Middle Tennessee	Head Coach	17-15
2008-09	Middle Tennessee	Head Coach	18-14
2009-10	Middle Tennessee	Head Coach	19-14/CIT First Round
2010-11	Middle Tennessee	Head Coach	16-16
2011-12	Middle Tennessee	Head Coach	27-7/NIT Quarterfinals
2012-13	Middle Tennessee	Head Coach	28-6/NCAA First Four
2013-14	Middle Tennessee	Head Coach	24-9
2014-15	Middle Tennessee	Head Coach	19-17/CIT First Round
2015-16	Middle Tennessee	Head Coach	25-10/NCAA Second Round
2016-17	Middle Tennessee	Head Coach	31-5/NCAA Second Round
2017-18	Middle Tennessee	Head Coach	25-8/NIT Second Round
2018-19	Ole Miss	Head Coach	20-13/NCAA First Round
2019-20	Ole Miss	Head Coach	10-9

**EDUCATION:** Bachelor's (1982); Master's (1984) - Mississippi State**FASTBREAK FACTS ON KERMIT DAVIS**

- Ranks 132nd all-time in career wins and 38th among active head coaches
- One of 63 coaches in college basketball history to take three different schools to the NCAA Tournament
- One of eight active head coaches to be the son of a former Division I head coach
- Nine seasons of 24 or more wins as a head coach
- Nine-time conference coach of the year
- Sixth Ole Miss coach to earn SEC Coach of the Year honors, only the second to do so in his first year
- First coach in Ole Miss history to win his first three SEC games
- Second coach in Ole Miss history to win 13 of his first 15 games as the Rebels' head coach
- Third coach in Ole Miss history to win 20 games in his first season as head coach
- Winningest head coach in Middle Tennessee history
- Winningest head coach in Sun Belt Conference history
- Coached Middle Tennessee to 179 wins in the last seven seasons, the most by any school in the state of Tennessee during that span
- Won nine conference championships (seven regular season, two conference tournaments) at Middle Tennessee over the past nine seasons
- During 2017-18 season, led the Blue Raiders to a nation-best 12 road wins as Middle Tennessee went 12-2 in true road games
- Coached one of the biggest upsets in NCAA Tournament history, leading No. 15 seed Middle Tennessee to a win over No. 2 seed Michigan State in the 2016 NCAA Tournament
- One year later, led Middle Tennessee back to the NCAA Tournament as a No. 12 seed, where they beat No. 5 seed Minnesota
- Other wins over Power 5 schools include Auburn, Ole Miss, Tennessee, UCLA and Vanderbilt
- As a head coach, has led his teams to 14 conference championships (10 regular season, four conference tournaments)
- Serving as associate head coach, helped Utah State and LSU earn conference titles; took LSU to the Sweet 16 to conclude a 28-6 campaign
- Inducted into the Southwest Mississippi College Hall of Fame in October 2018
- Youngest Division I head coach in the nation at Idaho at age 28
- Youngest junior college coach in the nation at Southwest Mississippi at age 24
- He and his wife Betty have two daughters, Ally and Claire



### OLE MISS QUICK FACTS

**Name**...Ole Miss (The University of Mississippi)  
**Nickname**..... Rebels  
**Location**..... Oxford, Mississippi  
**Founded**..... November 6, 1848  
**Enrollment**..... 23,090  
**School Colors**..... Cardinal Red and Navy Blue  
**Mascot**..... Tony the Landshark  
**Chancellor**..... Dr. Glen Boyce  
**Faculty Representative**..... Dr. Ron Rychlak  
**Athletics Director**..... Keith Carter  
**Conference**..... Southeastern (SEC)  
**2018-19 Record**..... 20-13  
**SEC Record/Finish**..... 10-8/6th SEC  
**Postseason**..... NCAA First Round  
**Lettermen Returning/Lost**..... 5/7  
**Starters Returning/Lost**..... 3/2  
**Newcomers**..... 7

### MEDIA SERVICES

#### CREDENTIALS

Please contact the Athletics Communications Office for game credentials. Requests for credentials should be emailed to Adam Kuffner (kuffner@olemiss.edu) and will be limited to working members of the media. Credentials will be held at the will-call table located at the media entrance on the southwest corner of The Pavilion at Ole Miss.

Priority will be given to media representatives that cover Ole Miss Basketball on a regular basis. Credentials are non-transferable. Unauthorized use is strictly prohibited.

#### INTERVIEW POLICY

All interview requests — coaches and players — **MUST** be coordinated through the Communications Office. During the week, head coach Kermit Davis and Rebel players will generally be available for interviews at the Tuohy Center or The Pavilion before practice on Mondays, unless arranged otherwise. Please email or text your player requests to Adam Kuffner by 1 p.m. of the day prior to interviews. There will be no gameday player interviews until after the game.

#### PRACTICE POLICY

Some Ole Miss basketball practices may be opened to the media. If you would like to attend, contact Adam Kuffner for availability and more information.

#### WEEKLY TELECONFERENCE

The Southeastern Conference conducts teleconferences 2-3 times per season with all 14 men's basketball head coaches beginning in January and running through the end of the season. Contact the SEC Media Relations office or the Ole Miss Athletics Communications office for dates and times.

#### PARKING

Media parking is located in the garage or at the Ole Miss Track Complex. Media members should request parking in advance. Media members that attend practices, press conferences and other on-campus events during the week should make arrangements with campus parking by visiting [olemiss.edu/parking/media.html](http://olemiss.edu/parking/media.html).

#### POSTGAME INTERVIEWS

Both team locker rooms are CLOSED to the media following the game, by facility policy. Visiting coach and player interviews will address the media in the media workroom following a cooling off period approximately 10 minutes after the game. Ole Miss head coach Kermit Davis and selected Ole Miss players will address the media following the visiting team.

### SEC LEADERS

- **Breein Tyree** leads the SEC in scoring overall (18.9 ppg) and in conference play (25.4 ppg); he is the SEC's active leader in career points (1,528) and field goals made (520).  
 - Tyree is the only player in the SEC to rank top five in field goal percentage (4th-46.9) and three-point percentage (3rd-45.5) during conference play.  
 - Tyree ranks second in threes made per game (3.0) and minutes played (37.4 per game) in conference play.  
 - **Devontae Shuler** ranks third in the SEC in steals (2.0 per game) during conference play.  
 - Shuler is one of four SEC guards to rank in conference's top 10 in both steals (5th-1.7) and assist/turnover ratio (7th-1.7).  
 - **KJ Buffen** is one of two SEC players to rank in the top 10 in steals (9th-1.5) and top 15 in rebounding (15th-6.3).

### SCOUTING AUBURN

Auburn enters Tuesday's game ranked 16th in the Coaches Poll and No. 17 in the AP Poll. The Tigers have the best overall record of anyone in the SEC at 17-2 but sit two games back in the standings with a 4-2 conference mark. Auburn has out-scored opponents 79.1-67.8 to lead the SEC in scoring margin (+11.2). The Tigers also rank top 25 nationally in blocks per game (17th-5.7), rebounds per game (17th-40.9), free throw attempts (17th-481) and scoring offense (79.1 ppg). Samir Doughty leads Auburn in scoring at 14.6 ppg, while Isaac Okoro adds 12.9 ppg. J'Von McCormick tops the SEC with a 2.3 assist/turnover ratio to go along with 11.0 ppg. Nearly averaging a double-double per game is Austin Wiley (10.2 ppg, 9.2 rpg). Bruce Pearl is in his sixth season guiding the Auburn program. He is in his 25th season as a head coach with stops at Southern Indiana (1992-2001), Milwaukee (2001-05) and Tennessee (2005-11) before arriving at Auburn in 2014.

### SERIES HISTORY

Auburn leads the all-time series 77-60, but the Rebels have won 12 and the last 14 over the Tigers and 15 of the last 19. Ole Miss holds a 43-24 advantage in Oxford, including a 3-1 mark at The Pavilion. Prior to Auburn sweeping Ole Miss in 2018, the Rebels had a 10-game winning streak in the series. It was the longest in school history against an SEC foe, bettering a pair of

### COMPARING THE TEAMS

Statistic	Ole Miss	Auburn
Scoring Offense	68.1	79.1
Scoring Defense	67.0	67.8
Scoring Margin	+1.1	+11.2
Field Goal Pct.	.430	.446
Opp. Field Goal Pct.	.429	.409
3-Point Pct.	.319	.315
Opp. 3-Point Pct.	.299	.305
Free Throw Pct.	.704	.663
Rebounds Per Game	34.6	40.9
Opp. Rebounds Per Game	33.9	36.1
Rebound Margin	+0.7	+4.8
Assists Per Game	13.7	13.7
Turnovers Per Game	13.4	13.1
Opp. Turnovers Per Game	13.8	14.2
Turnover Margin	+0.4	+1.2
Steals Per Game	7.3	6.2
Blocks Per Game	2.7	5.7

### OLE MISS REBEL ROSTER

No.	Name	Pos.	Ht.	Wt.	Yr.	Hometown (High School/Other School)
0	Blake Hinson	G/F	6-7	229	So.	Deltona, Fla. (Sunrise Christian Academy (Kan.))
1	Austin Crowley	G	6-5	190	Fr.	West Point, Miss. (Sunrise Christian Academy (Kan.))
2	Devontae Shuler	G	6-2	190	Jr.	Irmo, S.C. (Oak Hill Academy)
3	Khadim Sy	F	6-10	240	Jr.	Dakar, Senegal (Daytona State)
4	Breein Tyree	G	6-2	195	Sr.	Somerset, N.J. (St. Joseph HS)
5	KJ Buffen	F	6-7	225	So.	Gainesville, Ga. (Gainesville)
10	Carlos Curry	F	6-11	240	R-Fr.	Albany, Ga. (Dougherty Comprehensive)
11	Franco Miller Jr.	G	6-3	199	R-Fr.	Freeport, Bahamas (Crestwood Prep (Canada))
12	Shon Robinson	F	6-11	212	Fr.	Chicago, Ill. (Eduprize (Ariz.))
13	Bryce Williams	G	6-2	180	Jr.	Tampa, Fla. (Daytona State)
14	Antavion Collum	F	6-7	224	Fr.	Memphis, Tenn. (Bartlett)
15	Luis Rodriguez	G/F	6-6	215	So.	Los Angeles, Calif. (Woodstock Academy (Conn.))
23	Sammy Hunter	F	6-9	228	Fr.	Nassau, Bahamas (B.C. Christian Academy (Canada))
24	Jarkel Joiner*	G	6-1	180	Jr.	Oxford, Miss. (CSU Bakersfield)
33	John McBride	G	6-7	218	R-Fr.	Memphis, Tenn. (Memphis University School)
34	Conner McKay	G	5-11	182	Jr.	Baldwyn, Miss. (Northeast Mississippi C.C.)

\*Will sit out 2019-20 season due to NCAA transfer rules

#### Head Coach:

Kermit Davis (Mississippi State, 1982), Second Season

#### Assistant Coaches:

Win Case (University of Science and Arts of Oklahoma, 1986), Second Season  
 Ronnie Hamilton (Duke, 2002), Second Season  
 Levi Watkins (NC State, 2005), Second Season

**Coordinator of Basketball Operations:** Thomas Gray

#### PRONUNCIATIONS

KJ <b>BUFFEN</b>	BUFF-en
<b>ANTAVION</b> Collum	an-TAY-vee-on
Austin <b>CROWLEY</b>	CROW-lee
<b>DEVONTAE SHULER</b>	duh-VON-tay SHOO-ler
<b>KHADIM SY</b>	huh-DEEM SEE

eight-game streaks against LSU and Mississippi State. During the winning streak, five of the Rebels' victories occurred in Oxford, four in Auburn and one at the SEC Tournament (2012). Ole Miss avenged the 2018 series with a sweep of its own in 2019, beating the Tigers twice before they made their run to the Final Four.

**LAST SEASON'S SWEEP**

**Game 1 (Oxford, Miss.) - Ole Miss 82, No. 10 Auburn 67:** In front of a rowdy crowd at The Pavilion, Terence Davis scored 27 points and grabbed 12 rebounds to lead Ole Miss to an 82-67 victory over No. 10 Auburn (Jan. 9, 2019). The Rebels controlled the game from the tip, leading throughout to secure their ninth straight win and earn a signature victory in the first SEC home game under head coach **Kermit Davis**. The win was also Ole Miss' first victory over a top 10 team in six years. Terence Davis' double-double led the way, while **KJ Buffen** added 16 points, a career high at the time, off the bench. **Devontae Shuler** reached double figures as well, tallying 14 points. Ole Miss held a 45-37 advantage on the boards and dominated the paint by outscoring the Tigers 30-12 in that area. Auburn, led by 23 points from Bryce Brown, fell in love with the three-ball. The Tigers attempted 39 from long range and made 14 for a 35.9 percent clip. Brown took 19 attempts from three alone to set a new Pavilion record. Ole Miss held the No. 10 team in the country to 22 of 67 (32.8 percent) shooting from the floor.

**Game 2 (Auburn, Ala.) - Ole Miss 60, Auburn 55:** Ole Miss completed the regular season sweep of Auburn behind a dominant defensive effort at Auburn Arena (Feb. 13, 2019). The Rebels held the Tigers to a season-low field goal percentage (32.7 percent) and point total in a 60-55 victory. Ole Miss was led by stellar guard play led by Tyree and Shuler. Tyree scored 20 points for the sixth straight game behind four three-pointers. Shuler added 17 of his own with a career-high tying four three-pointers, three coming when the shot clock was expiring. Terence Davis added eight points on 3 of 3 shooting, all in the second half. The Rebels shot 39 percent from the three-point line, making a season-high 13 three-pointers, the eighth-most in school history; the 33 attempts were the fifth-most in school history. Auburn was led by Chuma Okeke who had 23 points and 11 rebounds.

**ON THIS DATE**

Exactly one decade ago (Jan. 28, 2010), No. 18 Ole Miss went into Auburn and claimed an 84-74 victory. Chris Warren scored 20 points, Terrico White had 19 and the Rebels weathered Auburn's 3-point shooting. Ole Miss outscored Auburn 46-24 in the paint, with many of the points coming on drives to the basket. The Rebels attempted 19 fewer threes than the Tigers. The Rebels shot 57 percent and got 53 points from their three starting guards, including 14 from Eniel Polynice. Ole Miss won back-to-back league road games for the first time since 2001.

**DAVIS SEEKS 500TH CAREER WIN**

Ole Miss head coach **Kermit Davis** is approaching a milestone victory. In his 25th season as a college basketball head coach, Davis has collected 499 wins over 784 games (.636 winning percentage). His head coaching career started as a 24-year old at Southwest Mississippi Community College in 1984, the youngest junior college coach in the country, and he earned 66 victories over three seasons in the junior college ranks. Four years later at the age of 28, Davis became Idaho's head coach and was the youngest Division I head coach in the nation. Through 22 seasons as a Division I head coach, which includes becoming the winningest coach in Middle Tennessee and Sun Belt Conference history, Davis has 433 wins. He ranks 38th in victories among active Division I head coaches.

**BREEIN LOVES SEC PLAY**

Ole Miss senior **Breein Tyree** thrives during conference play. Not only is he the leading active scorer in the SEC (1,528 points), but his scoring output has increased from non-conference action to SEC play in each of his first three seasons. He kept the trend going to start SEC action this season, scoring 26 points against Texas A&M (Jan. 7) in the conference opener before tallying 27 versus Arkansas (Jan. 11). After missing the Florida game due to a back injury, Tyree returned better than ever and scored a career-high 36 points versus LSU (Jan. 18). With those performances, Tyree became the first Rebel to score at least 25 points in each of the first three SEC games of the season since Joe Harvell (1992). During the 1991-92 campaign, Harvell started conference play with four consecutive 30-point games. Tyree leads the SEC in scoring, averaging 25.4 ppg in conference games as the only player averaging at least 20 points per game.

Tyree's Seasons	Non-Conference	SEC
2016-17 (Freshman)	5.1 ppg	9.3 ppg
2017-18 (Sophomore)	9.0 ppg	12.3 ppg
2018-19 (Junior)	16.5 ppg	19.1 ppg
2019-20 (Senior)	16.5 ppg	25.4 ppg

**REBELS EARN ROAD WIN AT GEORGIA**

In front of a sold-out crowd at Stegeman Coliseum, Ole Miss shook off a hostile environment and earned a hard-fought 70-60 victory over the Georgia Bulldogs (Jan. 25). The Rebels shot 52.0 percent from the field while holding Georgia's leading scorer, Anthony Edwards, to just 13 points on 3 of 12 shooting to control the game and pick up the road win. **Breein Tyree** scored 20 points to pace Ole Miss offensively, his 10th game this season with 20 or more. The frontcourt duo of **Khadim Sy** and **KJ Buffen** combined for 30 points as well. Sy battled down low, scoring 16 points for his best SEC game as a Rebel on 6 of 12 shooting. In a return to his home state, Buffen added 14 points. The Gainesville, Georgia, native made 5 of 6 from the field, while making all four of his free throws. The Rebels dominated points in the paint, 38-20. Ole Miss held Georgia to a 30.9 field goal percentage (17 of 55). Edwards' 13 points led the way, although it

**BY THE NUMBERS**

**The Rebels' record is ...**

- Overall. . . . . 10-9
- SEC Games . . . . . 1-5
- Streak . . . . . W1
- Overtime . . . . . 0-0
- Home Overall (SEC) . . . . . 7-3 (0-2)
- Road Overall (SEC) . . . . . 1-5 (1-3)
- Neutral Games. . . . . 2-1
- vs. Ranked Opponents. . . . . 0-3

- Day Games . . . . . 6-3
- Night Games (6 p.m. or later local) . . . . . 4-6
- November Games . . . . . 5-2
- December Games . . . . . 4-1
- January Games . . . . . 1-6
- February Games . . . . . 0-0
- March Games . . . . . 0-0

- Monday Games . . . . . 0-0
- Tuesday Games . . . . . 2-4
- Wednesday Games. . . . . 1-0
- Thursday Games . . . . . 0-0
- Friday Games. . . . . 2-1
- Saturday Games . . . . . 4-4
- Sunday Games. . . . . 1-0

- Red Jerseys . . . . . 1-2
- Navy Jerseys . . . . . 0-3
- White Jerseys. . . . . 7-1
- Gray Jerseys . . . . . 1-1
- Powder Blue Jerseys . . . . . 1-2

**Rebels' record when ...**

- Leading at the half . . . . . 8-2
- Tied at the half . . . . . 0-1
- Behind at the half . . . . . 2-6

- Scores 90 points or more . . . . . 0-0
- Scores 80-89 points . . . . . 5-1
- Scores 70-79 points . . . . . 3-2
- Scores less than 70 points . . . . . 2-6

- Out-rebounds opponent . . . . . 8-2
- Out-rebounded by opponent . . . . . 2-5
- Ties opponents in rebounds . . . . . 0-2

- Shoots 50 percent or better . . . . . 7-0
- Shoots between 40-49 percent . . . . . 3-4
- Shoots under 40 percent . . . . . 0-5
- Shoots 40 percent or better from 3-pt. . . . . 3-1
- Shoots between 30-40 percent from 3-pt. . . . . 5-2
- Shoots under 30 percent from 3-pt. . . . . 2-6
- Shoots 70 percent or better from FT line . . . . . 5-4
- Shoots 60-69 percent from FT line . . . . . 5-0
- Shoots under 60 percent from FT line. . . . . 0-5
- Opp. shoots 50 percent or better . . . . . 1-3
- Opp. shoots 40-49 percent . . . . . 4-5
- Opp. shoots under 40 percent. . . . . 5-1
- Opp. shoots 40 percent or better from 3-pt. . . . . 1-2
- Opp. shoots between 30-40% from 3-pt. . . . . 3-1
- Opp. shoots under 30 percent from 3-pt. . . . . 6-6
- Commits 15 turnovers or more . . . . . 3-5
- Commits less than 15 turnovers . . . . . 7-4
- Forces 15 turnovers or more . . . . . 6-2
- Forces less than 15 turnovers. . . . . 4-7
- Has less (or same) turnovers than opp. . . . . 7-4

## OLE MISS IN NCAA/SEC STATS

## TOP 100

	SEC	NCAA	Category (as of 1/27/20)
Ole Miss	5	42	3FG% Defense (29.9)
Tyree	1	51	Scoring (18.9)
Shuler	6	100	Steals Per Game (1.7)
Tyree	2	80	Field Goal Attempts (276)

## SEC STATS

	SEC	Category (as of 1/28/20)
Ole Miss	11	Scoring Offense (68.1)
Ole Miss	9	Scoring Defense (67.0)
Ole Miss	12	Scoring Margin (+1.1)
Ole Miss	9	FT% (70.4)
Ole Miss	11	FG% (43.0)
Ole Miss	12	FG% Defense (42.9)
Ole Miss	6	3FG% (31.9)
Ole Miss	5	3FG% Defense (29.9)
Ole Miss	10	Rebounding Off. (34.6)
Ole Miss	7	Rebounding Def. (33.9)
Ole Miss	11	Rebounding Margin (+0.7)
Ole Miss	14	Blocks (2.7)
Ole Miss	6	Assists (13.7)
Ole Miss	6	Steals (7.3)
Ole Miss	8	Turnover Margin (+0.4)
Ole Miss	6	Assist/Turnover Ratio (1.0)
Ole Miss	13	Offensive Rebounds (9.5)
Ole Miss	11	Defensive Rebounds (25.1)
Ole Miss	1	Def. Rebound% (74.4)
Ole Miss	12	Off. Rebound% (27.4)
Ole Miss	8	3FG Made (6.3)
Tyree	1	Scoring (18.9)
Buffen	15	Rebounding (6.3)
Shuler	10	Assists (3.6)
Shuler	6	Steals (1.7)
Buffen	9	Steals (1.5)
Tyree	5	3FG Made (2.2)
Shuler	7	Assist/Turnover Ratio (1.7)
Tyree	8	Minutes (33.5)
Shuler	15	Minutes (32.3)

was seven points below his season average.

## BALANCED SCORING LEADS TO VICTORIES

It's no secret that a balanced offense helps in seeking victories. When Ole Miss finds that balance, it usually leads to positive outcomes. In wins, all five Rebel starters are averaging double figures: **Breein Tyree** (17.2 ppg), **Blake Hinson** (13.5 ppg), **KJ Buffen** (12.5 ppg), **Devontae Shuler** (11.3 ppg) and **Khadim Sy** (10.0 ppg). In losses, Tyree is the only Rebel scoring in double digits at 21.1 ppg.

## GETTING IN THE PAINT

Despite getting outrebounded 38-28 at Georgia, Ole Miss found success scoring in the paint. The Rebels held a 38-20 advantage on points in the paint behind **Khadim Sy** and **KJ Buffen**. Sy was 6 of 12 from the floor for 16 points, his most in SEC play. Meanwhile, Buffen was nearly perfect down low (5 of 6) to go along with his precision at the free throw line (4 of 4) for 14 points. **Breein Tyree** also got to the rim often, leading to some of his team-high 20 points.

## SHULER STATS

Junior guard **Devontae Shuler** leads the Rebels in assists (3.6) and steals (1.7). The Irmo, South Carolina, native is one of four players to rank in the SEC's top 10 in both steals (6th-1.7) and assist/turnover ratio (7th-1.7), joining Kentucky's Ashton Hagans, LSU's Skylar Mays and Missouri's Dru Smith. Shuler has provided some consistency offensively, reaching double figures in eight of the past 11 games.

## TYREE'S BIG GAMES

**Breein Tyree** has 10 20-point games on the season, producing three such contests in November and three in December to go along with four in SEC play. He has 32 20-point games over his Ole Miss career. His biggest game as a Rebel was a career-high 36 points versus LSU (Jan. 18), the most points by a Rebel since Deandre Burnett scored 41 points against Oral Roberts (Nov. 18, 2016). It was the most scored by an Ole Miss player in an SEC game since Stefan Moody dropped 43 to lead the Rebels over MSU on his senior night (March 3, 2016). Tyree also had 34 against Middle Tennessee (Dec. 14) to give him four 30-point games for his career. Last season, he scored 20 of Ole Miss' 60 points to lead the Rebels to an upset at Auburn (Feb. 13, 2019).

## VETERANS LEAD THE WAY

The Rebels are led by a veteran cast. Senior guard **Breein Tyree** (18.9 ppg), sophomore **Blake Hinson** (11.0 ppg), sophomore forward **KJ Buffen** (10.1 ppg) and junior **Devontae Shuler** (9.9 ppg) have accounted for 68.3 percent of the team's scoring this season. Tyree tops the league in scoring, while Buffen leads the team in rebounding (6.3 per game) and blocks (0.8 per game). Shuler also paces the Rebels in assists (3.6 per game) and steals (1.7 per game), both top 10 in the SEC, while ranking seventh in the conference in assist/turnover ratio (1.7). Since returning from injury, Hinson has put together eight double-digit scoring performances, starting 14 games following the injury to **Luis Rodriguez**.

## NEEDING BUFFEN

**KJ Buffen** was a primary bench player during his freshman campaign, but the 6-foot-7 forward is an important piece of the Ole Miss lineup as a sophomore. Starting all 19 games, one of only two Rebels to start each game, Buffen is averaging 10.1 ppg along with a team-best 6.3 rpg. His rebounding average is 15th in the conference. The Gainesville, Georgia, native is also leading the team in blocks (0.8), while ranking ninth in the SEC in steals (1.5 per game). Buffen tallied a career-high 23 points in a win over Norfolk State (Nov. 12) before producing his second career 20-point game to close out the calendar year against Tennessee Tech (Dec. 29). In the return to his home state, Buffen was 5 of 6 from the field and made all four of his free throws, tallying 14 points to help Ole Miss beat Georgia (Jan. 25). His play factors into the outcome of games. Buffen averages 12.5 ppg and 7.5 rpg in wins, while tallying 7.4 ppg and 5.1 rpg in losses.

## CLIMBING THE CAREER CHARTS

In his final year as a Rebel, senior guard **Breein Tyree** ranks 12th on the all-time scoring list with 1,528 points. That career output leads all active players in the SEC. The Somerset, New Jersey, native scored 20 points in the win at Georgia (Jan. 25) to pass former teammate and current Toronto Raptor Terence Davis (1,512) on the all-time scoring list. Next on Tyree's climb up the charts is Don Kessinger (1,553) and Gerald Glass (1,564). He is 36 points from cracking the top 10. Through 117 games in an Ole Miss uniform, Tyree has knocked down 183 three-pointers to sit sixth in the program's rankings. He drained a trio of three-pointers against Tennessee (Jan. 21) to pass Stefan Moody (181).

## BLAKE IS BACK

After missing the first four games of the season, sophomore **Blake Hinson** wasted no time making an immediate impact for the Rebels. The Deltona, Florida, native averages 10.9 ppg and 5.3 rpg, second among Rebels in both categories. Hinson has also started all 14 games following the injury to **Luis Rodriguez**, filling a void in the Ole Miss lineup. He scored a season-high 23 points in the win over CSU Bakersfield (Dec. 7). At Florida (Jan. 14), returning to his home state, Hinson produced his first career double-double with 16 points and career-high 11 rebounds.

## TYREE TABBED SENIOR CLASS AWARD CANDIDATE

**Breein Tyree** was named one of 30 candidates for the 2019-20 Senior CLASS Award (Jan. 17). To be eligible for the award, a student-athlete must be classified as an NCAA Division I senior and have notable achievements in four areas

of excellence: community, classroom, character and competition. An acronym for Celebrating Loyalty and Achievement for Staying in School®, the Senior CLASS Award focuses on the total student-athlete and encourages students to use their platform in athletics to make a positive impact as leaders in their communities. Tyree, one of five SEC men's basketball candidates, has been a leader on and off the court. As a sophomore, he earned a leadership role within the conference by being named Vice-Chair of the SEC Men's Basketball Leadership Council. He has headed the council as chair for the past two years. Tyree, the lone senior on the team, also serves on the Ole Miss Student-Athlete Advisory Committee on campus as a voice for Rebel athletes.

#### YEAR TWO OF THE DAVIS ERA

**Kermit Davis** is in his second season at the helm of Ole Miss Basketball. A nine-time conference coach of the year, Davis is 38th among active Division I head coaches with 433 career wins over 22 seasons, including stints at MT, Idaho and Texas A&M. In 25 seasons as a college basketball head coach, he has amassed 499 wins. Davis wasted no time making an impact in Oxford. With the Rebels coming off a last-place finish in 2017-18, the media picked Ole Miss to land at the bottom of the SEC standings again in 2018-19. However, the Rebels posted a 20-13 record to earn a spot in the NCAA Tournament for the first time in four years. With a return to March Madness for the sixth time in his career, Davis joined a list of 63 coaches in college basketball history to take three different schools to the NCAA Tournament. Davis was named SEC Coach of the Year by his peers and the Associated Press, earning conference coach of the year accolades for the ninth time in his career. He became the sixth Ole Miss coach to earn SEC Coach of the Year honors, while joining Andy Kennedy as the only Rebel coaches to collect the award in their first year in Oxford.

#### TD IN THE NBA

The Rebels are without 2018-19 Second Team All-SEC guard **Terence Davis**, who finished his career ranked 12th on the program's all-time scoring list with 1,512 points. After going undrafted, Davis turned heads in the NBA Summer League in Las Vegas and quickly earned a multi-year deal with the reigning champion Toronto Raptors. Davis has become a regular in the Raptors' rotation to start the NBA season. The Southaven, Mississippi, native matched LeBron James with 13 points in the Raptors' win over the Lakers (Nov. 10). Earlier this month (Jan. 8), Davis was called upon to make his first career start, and boy did he deliver. The NBA Rebel scored a career-high 23 points and pulled down a career-high 11 rebounds, both team highs, to record his first double-double and lead the Raptors to a victory over the Hornets. He matched that scoring output in another win over the Washington Wizards (Jan. 17). Averaging 7.3 ppg, he is only Raptor to play in all 46 of the team's games. Davis is the first Rebel to play in the NBA since Justin Reed (2005-07).

#### NEXT ON THE HARDWOOD

The week battling Tigers continues as the Rebels head south to Baton Rouge, Louisiana (Feb. 1). Ole Miss will look to avenge an 80-76 loss to LSU earlier this season (Jan. 18). Tipoff for Saturday's game against the No 22 Tigers is set for 11 a.m. CT on ESPN2.

#### SESAY EARNS HIS DEGREE

**Ansu Sesay**, the 1998 SEC Player of the Year and consensus All-American, returned to Ole Miss this season as a manager to serve on **Kermit Davis'** staff and pursue his degree. Through the Rebel Reconnect program, he completed his final courses in December to earn a bachelor's degree in university studies. During his playing days, Sesay averaged 18.6 points and 7.6 rebounds per game over his collegiate career as he became one of only two Rebels to ever record 1,000 points, 600 rebounds and 200 assists. Leaving school early 20 years ago, he was chosen in the second round of the 1998 NBA Draft by the Dallas Mavericks. Sesay played three years with the Seattle Sonics as well as one season as a member of the Golden State Warriors.

#### DEFENDING HOME COURT

Winning at home has been a trademark at Ole Miss. Over the past 14 seasons, the Rebels are 161-50 (.763 win pct.) in home games. In four-plus seasons (opened January 2016) playing in the \$96.5 million Pavilion at Ole Miss, the Rebels hold a 48-24 (.667) advantage against the opposition. Ole Miss has won 286 of its last 368 games (.777 win pct.) in Oxford dating back to the 1996-97 campaign. Under second year head coach **Kermit Davis**, the Rebels are 18-8 (.692 win pct.) at home.

#### PACK THE PAVILION

After a new average attendance record (7,816) was broken during the 2018-19 campaign, a 13 percent increase from the previous season, another record was set this season with 5,100 season ticket holders and counting. Last season, the Rebels had the highest increased home attendance in the SEC for conference games (23.75 percent). For SEC games, the 8,791 average attendance was up significantly from the 7,104 average during the 2017-18 campaign. Five sellouts in 2018-19 also broke another Pavilion record. The Pavilion has nine sellouts in its history (opened in January 2016).

#### NON-CONFERENCE RECAP

Ole Miss finished its non-conference slate with a 9-4 record, winning at least nine non-conference regular season games for the 21st time in the past 23 seasons. However, it didn't come easy. The Rebels faced five teams that were ranked in the top 25 at one point this season. Ole Miss joined Georgia as the only two SEC teams to play four Quadrant 1 contests out of conference. Ole Miss' marquee non-conference victory was a remarkable comeback over Penn State in the NIT Tip-Off (Nov. 27). The Rebels erased a 21-point second half deficit, grabbing the lead in the final minute for a 74-72 victory.

### CAREER RECORDS WATCH

#### SCORING

- 2,328 John Stroud (110 games, 1977-80)
- 2,078 Joe Harvell (114 games, 1990-93)
- 2,021 Chris Warren (115 games, 2008-11)
- 1,822 Carlos Clark (118 games, 1980-83)
- 1,805 Elston Turner (113 games, 1978-81)
- 1,785 Justin Reed (122 games, 2001-04)
- 1,682 Keith Carter (117 games, 1996-99)
- 1,629 Jarvis Summers (134 games, 2012-15)
- 1,601 Joe Gibbon (86 games, 1954-57)
- 1,564 Gerald Glass (60 games, 1989-90)
- 1,553 Don Kessinger (70 games, 1962-64)
- 1,528 Breein Tyree (117 games, 2017-Pres.)**
- 1,512 Terence Davis (121 games, 2016-19)
- 1,505 Aaron Harper (123 games, 2001-04)
- 1,476 Murphy Holloway (132 games, 2009-13)
- 1,428 Ansu Sesay (110 games, 1995-98)
- 1,421 Eric Laird (110 games, 1982-85)
- 1,384 Jack Waters (71 games, 1959-61)
- 1,375 Tim Jumper (109 games, 1988-91)
- 1,313 Cob Jarvis (68 games, 1952-54)
- 1,294 Stefan Moody (65 games, 2015-16)
- 1,293 Marshall Henderson (66 games, 2013-14)
- 1,286 Jason Smith (118 games, 1996-99)
- 1,274 Zach Graham (135 games, 2008-11)
- 1,273 Sebastian Saiz (129 games, 2014-17)
- 1,259 B.L. "Country" Graham (76 games, 1936-38)
- 1,232 Dwayne Curtis (90 games, 2005-08)
- 1,216 Walter Actwood (103 games, 1974-77)
- 1,201 Rod Barnes (103 games, 1985-88)
- 1,160 Rahim Lockhart (123 games, 1998-2001)

#### 3-POINT FIELD GOALS MADE

- 334 Chris Warren (115 games, 2008-11)
- 278 Aaron Harper (123 games, 2001-04)
- 267 Marshall Henderson (66 games, 2013-14)
- 249 Keith Carter (117 games, 1996-99)
- 214 Joe Harvell (114 games, 1990-93)
- 183 Breein Tyree (117 games, 2017-Pres.)**
- 181 Stefan Moody (65 games, 2015-16)
- 176 Terence Davis (121 games, 2016-19)
- 163 Jason Harrison (132 games, 1999-2002)
- 158 Todd Abernethy (122 games, 2004-07)

#### 3-POINT FIELD GOALS ATTEMPTED

- 900 Chris Warren (115 games, 2008-11)
- 771 Marshall Henderson (66 games, 2013-14)
- 720 Aaron Harper (123 games, 2001-04)
- 686 Keith Carter (117 games, 1996-99)
- 528 Joe Harvell (114 games, 1990-93)
- 519 Terence Davis (121 games, 2016-19)
- 514 Breein Tyree (117 games, 2017-Pres.)**
- 494 Stefan Moody (65 games, 2015-16)
- 454 Jason Harrison (132 games, 1999-2002)
- 425 David Huertas (65 games, 2008-09)

#### STEALS

- 211 Jason Smith (118 games, 1996-99)
- 194 Murphy Holloway (132 games, 2009-13)
- 179 Eric Laird (110 games, 1982-85)
- 172 Jason Harrison (132 games, 1999-2002)
- 159 Gerald Glass (60 games, 1989-90)
- 157 Joe Ayers (112 games, 1984-87)
- 155 Elston Turner (113 games, 1979-81)
- 154 Rod Barnes (103 games, 1985-88)
- 148 Rahim Lockhart (123 games, 1998-2001)
- 140 Terence Davis (121 games, 2016-19)
- **121 Devontae Shuler (84 games, 2018-Pres.)**

**BEST DECADE IN OLE MISS BASKETBALL HISTORY**

With the 2010s now in the rearview mirror, we look back on the most successful decade in Ole Miss Basketball history. The Rebels went 204-135 (.602) during the span, the most wins ever by the program over a decade. It started off with the 2010 team capturing the SEC West Division title before advancing to the NIT Final Four at Madison Square Garden. That was the first of four NIT appearances throughout the decade, including twice advancing to the NIT Final Four. The Rebels earned three NCAA Tournament berths during the decade, starting with 2013 SEC Tournament champions that tied a school record with 27 wins. The 2014-15 team had a historic comeback over BYU in a First Four game, while the 2018-19 Rebels exceeded expectations to make the Big Dance in the first year under **Kermit Davis**.

**LOSING LUIS**

**Luis Rodriguez** suffered a foot injury during the shootaround ahead of the Rebels' game against Penn State in the NIT Tip-Off at the Barclays Center (Nov. 27). Rodriguez had surgery on his left foot Dec. 1 and is expected to miss 6-8 weeks. After playing in 25 games as a freshman, Rodriguez saw an expanded role to begin his sophomore season. The Los Angeles, California, native started each of the first five games for the Rebels and averaged 5.8 points per game. His 5.2 rebounds per game and 2.6 assists per game ranked second on the team in both categories at the time of injury.

**UNDERRATED REBELS**

Ahead of the SEC's media day, a panel consisting of SEC and national media members picked the Rebels to finish eighth in the conference standings this season. However, Ole Miss has placed higher than the media's projection in seven of the last eight seasons since the SEC went away from the divisional format. That includes last season when Ole Miss was predicted to finish last in the SEC, only to tie for sixth and return to the NCAA Tournament under first year head coach and 2019 SEC Coach of the Year **Kermit Davis**.

**INITIATE DOUBLE-DOUBLES**

After going through the first 14 games of the season without a double-double, Ole Miss had three Rebels record the statistic over one week. Against Arkansas (Jan. 11), **KJ Buffen** and **Devontae Shuler** produced the Rebels' first double-doubles of the season. It was also the first double-doubles of their careers. Buffen tallied 12 points to go along with a career-high 10 rebounds, while Shuler recorded 10 points and a career-best 11 boards. The duo became the first pair of Rebels to put together a double-double in the same game since Terence Davis and Dominik Olejniczak accomplished the feat against No. 22 Auburn (Jan. 9, 2018). **Blake Hinson** added his first career double-double in his return to Florida (Jan. 14), scoring 16 points with a career-high 11 rebounds.

**FREE THROW SUCCESS**

The Rebels were almost perfect from the charity stripe versus the Razorbacks (Jan. 11), making 25 of their 26 attempts to set a new Pavilion record for free throw percentage. The 96.2 percentage was the third-best in school history, behind only a pair of perfect percentages. Below is the top five single game free throw percentages (minimum 10 attempts) in 110 seasons of Ole Miss Basketball.

**SEC STANDINGS**

	Jan. 25				
	SEC	GB	Overall	Pct.	Streak
LSU	6-0	--	15-4	.790	W8
Kentucky	5-1	1.0	15-4	.790	W3
Auburn	4-2	2.0	17-2	.895	W2
Florida	4-2	2.0	12-7	.632	L1
Tennessee	4-2	2.0	12-7	.632	L1
Alabama	4-2	2.0	12-7	.632	W4
Arkansas	3-3	3.0	15-4	.790	W1
Texas A&M	3-3	3.0	9-9	.500	L1
Mississippi St.	3-3	3.0	12-7	.632	L1
South Carolina	3-3	3.0	11-8	.579	W1
Ole Miss	1-5	5.0	10-9	.526	W1
Georgia	1-5	5.0	11-8	.579	L3
Missouri	1-5	5.0	9-10	.474	L4
Vanderbilt	0-6	6.0	8-11	.421	L7

**ASSOCIATED PRESS POLL**

	Jan. 27		
Rank	Team	Record	Points
1	Baylor	17-1	1578
2	Gonzaga	21-1	1552
3	Kansas	16-3	1434
4	San Diego State	21-0	1408
5	Florida State	17-2	1318
6	Louisville	17-3	1277
7	Dayton	18-2	1163
8	Villanova	16-3	1110
9	Duke	16-3	1084
10	Seton Hall	15-4	1055
11	Oregon	17-4	926
12	West Virginia	16-3	874
13	<b>Kentucky</b>	<b>15-4</b>	<b>839</b>
14	Michigan State	15-5	751
15	Maryland	16-4	650
16	<b>Butler</b>	<b>16-4</b>	<b>631</b>
17	<b>Auburn</b>	<b>17-2</b>	<b>619</b>
18	Iowa	14-5	545
19	Illinois	15-5	483
20	Colorado	16-4	314
21	Houston	16-4	296
22	<b>LSU</b>	<b>15-4</b>	<b>260</b>
23	<b>Wichita State</b>	<b>17-3</b>	<b>161</b>
24	<b>Penn State</b>	<b>14-5</b>	<b>114</b>
25	Rutgers	15-5	102

**Receiving Votes:** Creighton 59, Arizona 55, Texas Tech 33, Ohio State 16, Indiana 15, East Tennessee State 14, Northern Iowa 13, **Memphis 11**, USC 9, Rhode Island 6, Purdue 6, **Florida 4**, **Arkansas 3**, Saint Mary's 3, Tulsa 3, SMU 3, Wisconsin 1, Akron 1, Harvard 1

**USA TODAY COACHES POLL**

	Jan. 27		
Rank	Team	Record	Points
1	Baylor (15)	17-1	782
2	Gonzaga (17)	21-1	780
3	Kansas	16-3	711
4	San Diego State	21-0	701
5	Louisville	17-3	646
6	Florida State	17-2	632
7	Dayton	18-2	593
8	Duke	16-3	565
9	Seton Hall	15-4	521
10	Villanova	16-3	511
11	West Virginia	16-3	432
12	Oregon	17-4	424
13	<b>Kentucky</b>	<b>15-4</b>	<b>414</b>
14	Michigan State	15-5	403
15	Maryland	16-4	362
16	<b>Auburn</b>	<b>17-2</b>	<b>312</b>
17	<b>Butler</b>	<b>16-4</b>	<b>282</b>
18	Iowa	14-5	268
19	Illinois	15-5	235
20	Houston	16-4	157
21	Colorado	16-4	121
22	<b>Wichita State</b>	<b>17-3</b>	<b>115</b>
23	<b>Penn State</b>	<b>14-5</b>	<b>76</b>
24	<b>LSU</b>	<b>15-4</b>	<b>74</b>
25	Rutgers	15-5	72

**Receiving Votes:** Arizona 49; Texas Tech 47; Creighton 41; Ohio State 14; Indiana 14; Tulsa 12; Saint Mary's 8; Yale 7; Marquette 7; **Arkansas 6**; Northern Iowa 2; Stanford 1; USC 1; **Memphis 1**; East Tennessee State 1.



Percentage	FT-FTA	Opponent	Date
1. 100%	22-22	South Alabama	Nov. 18, 2008
100%	10-10	Mississippi St.	Feb. 28, 1959
3. 96.2%	25-26	Arkansas	Jan. 11, 2020
4. 95.7%	22-23	Baylor	Jan. 28, 2017
95.7%	22-23	Murray St.	Nov. 17, 2010

**ENDING THE CALENDAR YEAR STRONG**

Ole Miss is 10-1 in the month of December under second-year coach **Kermit Davis**. Last season, the Rebels went 6-0 in the final month of the calendar year as part of a 10-game winning streak that extended into SEC play before going 4-1 in 2019.

**SECOND HALF SURGE LIFTS REBELS TO VICTORY**

After shaking off some rust from the holiday break, Ole Miss shot 69.2 percent (18 of 26) in the second half to surge to an 80-63 win over Tennessee Tech at The Pavilion (Dec. 29). **KJ Buffen** and **Devontae Shuler** scored 20 points apiece to make sure the Rebels ended the decade victoriously. Shooting over 50 percent for the fourth straight game, Ole Miss earned its fourth consecutive win to close out the 2019 calendar year. The Rebels were 30 of 55 (54.5 percent) throughout the game, while holding the Golden Eagles to 40 percent (24 of 60) shooting. Along with his second career 20-point game, Buffen pulled down eight rebounds and registered a career-high three blocks on the defensive end. Shuler continued to take care of the basketball, dishing out a team-high five assists and only committing two turnovers. He provided consistency, scoring 10 points in each half. As a team, the Rebels recorded 22 assists on 30 buckets.

**RAINING THREES**

The Rebels made it rain inside The Pavilion during the matchup against Middle Tennessee (Dec. 14). Ole Miss went 14 of 22 from long distance, good enough to set a new Pavilion three-point field goal percentage record (63.6 percent). The 14 made threes tied for the third-most ever by the Rebels in a single game and just one off the school record.

Made Threes	Opponent	Date
15	at Syracuse	March 18, 2017 (NIT Second Round)
15	vs. Oregon	Dec. 8, 2013
14	vs. Middle Tennessee	Dec. 14, 2019
14	vs. Texas A&M-Corpus Christi	Dec. 19, 2017
14	at Missouri	Feb. 3, 2016
14	vs. Missouri	Feb. 8, 2014

**GAME LEADERS**

<b>LED TEAM IN PTS:</b>	<b>LED TEAM IN BLOCKS:</b>
Tyree.....11	Buffen.....8
Buffen.....5	Sy.....5
Shuler.....3	Shuler.....3
Sy.....2	Hinson.....2
Collum.....1	Williams.....2
	Curry.....1
	Tyree.....1
	McBride.....1
<b>LED TEAM IN REBS:</b>	<b>DOUBLE-FIGURE REBS:</b>
Buffen.....8	Buffen.....2
Sy.....4	Buffen.....1
Shuler.....4	Shuler.....1
Hinson.....4	
Miller.....1	
Rodriguez.....1	
Tyree.....1	
	<b>DOUBLE-DOUBLES:</b>
	Buffen.....1
	Hinson.....1
	Shuler.....1
<b>LED TEAM IN ASSISTS:</b>	<b>DOUBLE-FIGURE PTS:</b>
Shuler.....12	Tyree.....13
Tyree.....6	Shuler.....10
Crowley.....4	Buffen.....9
Buffen.....2	Sy.....8
Curry.....1	Hinson.....7
Williams.....1	Crowley.....1
	Rodriguez.....1
	Williams.....1
<b>LED TEAM IN STEALS:</b>	<b>20-POINT GAMES:</b>
Shuler.....11	Tyree.....10
Buffen.....8	Buffen.....3
Tyree.....6	Shuler.....2
Hinson.....3	Sy.....1
Crowley.....2	
Collum.....1	
Curry.....1	
Hunter.....1	
Rodriguez.....1	
Sy.....1	
	<b>30-POINT GAMES:</b>
	Tyree.....2

**SEASON HONORS**

**KJ Buffen:**

- NIT Tip-Off All-Tournament Team

**Devontae Shuler:**

- Preseason Second Team All-SEC (Coaches)

**Breein Tyree:**

- Senior CLASS Award Candidate
- NIT Tip-Off All-Tournament Team
- Jerry West Award Watch List (Shooting Guard of the Year)
- Preseason Third Team All-American (Sporting News)
- Preseason First Team All-SEC (Coaches, Media)
- Chair of the SEC Men's Basketball Leadership Council

**GAME-BY-GAME STARTING LINEUPS**

Opponent	Result	1	2	3	4	5
Arkansas State	W, 71-43	Shuler	Tyree	Rodriguez	Buffen	Sy
Norfolk State	W, 68-55	Shuler	Tyree	Rodriguez	Buffen	Sy
Western Michigan	W, 85-58	Shuler	Tyree	Rodriguez	Buffen	Sy
Seattle	W, 65-52	Shuler	Tyree	Rodriguez	Buffen	Sy
at Memphis	L, 86-87	Shuler	Tyree	Rodriguez	Buffen	Sy
vs. Penn State	W, 74-72	Shuler	Tyree	Hinson	Buffen	Sy
vs. Oklahoma State	L, 37-78	Shuler	Tyree	Hinson	Buffen	Sy
Butler	L, 58-67	Shuler	Williams	Hinson	Buffen	Hunter
CSU Bakersfield	W, 83-67	Shuler	Tyree	Hinson	Buffen	Sy
Middle Tennessee	W, 82-64	Shuler	Tyree	Hinson	Buffen	Sy
Southeastern Louisiana	W, 83-76	Shuler	Tyree	Hinson	Buffen	Sy
Tennessee Tech	W, 80-63	Shuler	Tyree	Hinson	Buffen	Sy
at Wichita State	L, 54-75	Shuler	Tyree	Hinson	Buffen	Sy
at Texas A&M	L, 47-57	Shuler	Tyree	Hinson	Buffen	Sy
Arkansas	L, 72-76	Shuler	Tyree	Hinson	Buffen	Sy
at Florida	L, 57-71	Shuler	Miller Jr.	Crowley	Hinson	Buffen
LSU	L, 76-80	Shuler	Tyree	Hinson	Buffen	Sy
at Tennessee	L, 48-73	Shuler	Tyree	Hinson	Buffen	Sy
Georgia	W, 70-60	Shuler	Tyree	Hinson	Buffen	Sy

**BY THE NUMBERS (UNDER DAVIS)**

**The Rebels' record is ...**

- Overall . . . . . 30-22
- SEC Games . . . . . 11-13
- Overtime . . . . . 0-1
- Home Overall (SEC) . . . . . 18-8 (5-6)
- Road Overall (SEC) . . . . . 7-10 (6-7)
- Neutral Games . . . . . 5-4
- vs. Ranked Opponents . . . . . 2-7
  
- Day Games . . . . . 16-7
- Night Games (6 p.m. or later local) . . . . . 14-15
- November Games . . . . . 9-4
- December Games . . . . . 10-1
- January Games . . . . . 5-10
- February Games . . . . . 5-3
- March Games . . . . . 1-4
  
- Monday Games . . . . . 0-0
- Tuesday Games . . . . . 3-8
- Wednesday Games . . . . . 6-2
- Thursday Games . . . . . 0-1
- Friday Games . . . . . 4-3
- Saturday Games . . . . . 15-8
- Sunday Games . . . . . 2-0
  
- Red Jerseys . . . . . 4-4
- Navy Jerseys . . . . . 4-6
- White Jerseys . . . . . 11-6
- Gray Jerseys . . . . . 9-3
- Powder Blue Jerseys . . . . . 2-3

**Rebels' record when ...**

- Leading at the half . . . . . 25-7
- Tied at the half . . . . . 0-2
- Behind at the half . . . . . 5-13
  
- Scores 90 points or more . . . . . 3-0
- Scores 80-89 points . . . . . 13-2
- Scores 70-79 points . . . . . 10-9
- Scores less than 70 points . . . . . 4-11
  
- Out-rebounds opponent . . . . . 22-7
- Out-rebounded by opponent . . . . . 7-12
- Ties opponents in rebounds . . . . . 1-3
  
- Shoots 50 percent or better . . . . . 15-1
- Shoots between 40-49 percent . . . . . 13-12
- Shoots under 40 percent . . . . . 2-9
- Shoots 40 percent or better from 3-pt. . . . . 9-3
- Shoots between 30-40 percent from 3-pt. . . . . 18-7
- Shoots under 30 percent from 3-pt. . . . . 3-12
- Shoots 70 percent or better from FT line . . . . . 21-12
- Shoots 60-69 percent from FT line . . . . . 7-2
- Shoots under 60 percent from FT line . . . . . 2-8
- Opp. shoots 50 percent or better . . . . . 2-8
- Opp. shoots 40-49 percent . . . . . 17-12
- Opp. shoots under 40 percent . . . . . 11-2
- Opp. shoots 40 percent or better from 3-pt. . . . . 7-12
- Opp. shoots between 30-40% from 3-pt. . . . . 11-2
- Opp. shoots under 30 percent from 3-pt. . . . . 12-8
- Commits 15 turnovers or more . . . . . 8-10
- Commits less than 15 turnovers . . . . . 22-12
- Forces 15 turnovers or more . . . . . 18-5
- Forces less than 15 turnovers . . . . . 12-17
- Has less (or same) turnovers than opp. . . . . 22-6

14 vs. Arkansas March 5, 2011  
 14 vs. Jacksonville State Dec. 29, 2009

**TYREE'S BIRTHDAY GIFT TO COACH**

As the lone senior on the team, **Breoin Tyree** made sure that head coach **Kermit Davis** had a happy 60th birthday (Dec. 14). With the Ole Miss head coach going up against his former team, Middle Tennessee, the Rebel guard exploded for the best game of his career. He tallied a career-high 34 points, besting his previous high of 31 (twice), to eclipse the 30-point plateau for the third time. The Somerset, New Jersey, native scored 25 of his points in the opening half to make sure the game was never in doubt. Tyree was on fire from beyond the arc, making 8 of his 11 attempts to set a Pavilion record for made threes. He also became the sixth Rebel to make at least eight threes in a single game, joining a list of Rebel greats: Marshall Henderson (10), Deandre Burnett (9), Stefan Moody (8), Chris Warren (8) and Keith Carter (8). Henderson's school record of 10 three-pointers occurred in an overtime thriller versus Oregon (Dec. 8, 2013).

**YOUNG SQUAD**

With **Breoin Tyree** as the lone senior, Ole Miss is one of 27 teams in the country to have either one or zero seniors on the roster. In contrast, the Rebels have the fifth-most freshmen on a Division I roster. Ole Miss is one of only eight teams nationwide to have at least seven freshmen.

School	Number of Freshmen
Navy	11
Utah	11
Air Force	10
TCU	10
Ole Miss	7
James Madison	7
LMU	7
Nebraska	7

**STARTERS SHINE AGAINST ROADRUNNERS**

All five starters scored in double figures as balanced scoring led Ole Miss to an 83-67 victory over former head coach Rod Barnes and his CSU Bakersfield Roadrunners at The Pavilion (Dec. 7). Ole Miss starters scored 78 of the team's 83 points in the win. The Rebels shot a season-best 57.8 percent (26 of 45) from the floor, including 66.7 percent (14 of 21) in the second half to break away from the Roadrunners (4-7). Sophomore **Blake Hinson** tallied a game-high 23 points by going 6 of 8 from the field and 9 of 12 from the charity stripe. **Breoin Tyree** also found success at the line, going 11 of 14 to contribute to his fifth 20-point game of the season. Tyree added six assists, one shy of his career high. Fellow guard **Devontae Shuler** took care of the basketball as well, dishing out a personal-best six assists without committing a turnover. The Irmo, South Carolina, native recorded 15 points as well. Junior **Khadim Sy** posted his second consecutive double-digit scoring output, tallying 10 points with a team-high seven rebounds, and **KJ Buffen** scored all 10 of his points in the first half. The win over CSU Bakersfield was the first time Ole Miss had all five starters score double figures since an 85-79 win at Memphis (Dec. 18, 2015). The Rebel starting five combined for 78 of the team's 83 points in the victory versus the Roadrunners.

**REBELS RALLY FROM 21 DOWN TO BEAT PENN STATE**

Trailing by 21 in the second half, the Rebels rallied to knock off unbeaten Penn State 74-72 (Nov. 27) in the NIT Tip-Off semifinals. Junior guard **Bryce Williams** had ice in his veins, making two free throws with 13 seconds left, and the Rebels came up with one more big defensive stop to complete the come-from-behind victory. A steal in the backcourt by sophomore **KJ Buffen** led to a Williams offensive rebound and foul by Penn State. Prior to that, senior **Breoin Tyree** scored five points to tie the contest on two occasions with less than 66 seconds to go. After going scoreless in the first half, Tyree exploded for 18 second half points to lead Ole Miss in scoring. **Blake Hinson** added 17 points, sparking the comeback alongside Williams. Buffen stuffed the stat sheet with 13 points to go along with career highs in rebounds (9), assists (6) and steals (4). Khadim Sy added eight points and a career-high eight rebounds. On the defensive side of the floor, Ole Miss kept up as one of the nation's best teams in defending the 3-pointer as Penn State finished 5 of 19 (26.3 percent) from long distance. Outscoring PSU 47-29 in the second half, the Rebels held the opposition to a 35.7 field goal percentage (10 of 28) and only committed one turnover of their own over the final 20 minutes.

**AN EPIC COMEBACK**

With 16:23 to go in the game, Ole Miss trailed Penn State 53-32. However, the Rebels continued to fight and climbed all the way back to tie the contest with one minute to go. The two free throws by **Bryce Williams** with 13 seconds left gave Ole Miss its first lead of the game, one they would not let slip away. The 21-point comeback was the largest second half rally since the Rebels overcame a 23-point deficit at home against Auburn (Feb. 11, 2017).

**TYREE LEADS THE WAY**

After earning First Team All-SEC accolades and leading Ole Miss back to the NCAA Tournament a season ago, **Breoin Tyree** earned several preseason accolades as a senior. Along with being named Preseason First Team All-SEC, the Rebel is one of 20 guards nationwide to be selected to the Jerry West Award Watch List (shooting guard of the year). Sporting News also tabbed him a Preseason Third Team All-American. The SEC's leading returning scorer heading into the season, Tyree averaged 17.9 ppg as a junior to rank third in the conference. He bumped his scoring average to 19.1 ppg in conference play, increasing his output from non-conference to SEC action for the third consecutive year. Last season, Tyree was the only player in the SEC to rank in the conference's top 10 in scoring (3rd-17.9 ppg), free throw

percentage (3rd-83.1), three-pointers made (7th-2.1 per game) and field goal percentage (10th-45.9).

#### SHULER TABBED PRESEASON SECOND TEAM ALL-SEC

While **Breein Tyree** was tabbed Preseason First Team All-SEC, the conference coaches named **Devontae Shuler** Preseason Second Team All-SEC. Ole Miss was one of five schools to have multiple selections, joining Florida, Kentucky, LSU and Tennessee. Shuler had a breakout sophomore season under first year head coach **Kermit Davis**. Making the transition to point guard, he averaged 10.3 ppg, 4.2 rpg and 3.0 apg (second on team). The Irmo, South Carolina, native ranked sixth in the SEC with 1.7 steals per game and eighth in assist/turnover ratio (1.7). His 56 steals were the most ever by an Ole Miss sophomore, the seventh-most by any Rebel in a single season. Shuler had one of the nation's biggest increases in three-point field goal percentage, going from a 25.9 percent clip as a freshman to a team-best 40.2 percent a season ago. He also knocked down 82.3 percent (51 of 62) of his free throw attempts.

#### FORMER REBEL BASKETBALL ALL-AMERICAN KEITH CARTER NAMED OLE MISS ATHLETICS DIRECTOR

Rebel Basketball now has one of its own leading the Ole Miss Athletic Department. Keith Carter was named as the new Ole Miss Athletics Director (Nov. 22), 20 years after leading Ole Miss Basketball to the top of the Southeastern Conference. A four-year starter at Ole Miss, Carter helped the Rebels to a pair of SEC Western Division titles in 1997 and 1998 and earned All-America honors after his senior season in 1999. The four-year starter received All-SEC first and second team honors in 1998 and 1999. His 1,682 career points ranks seventh all-time, and his 249 three-pointers set a school record at the time and still ranks fourth in the Rebel record book. He also won a gold medal as a member of the U.S. national team at the 1998 Goodwill Games and played professional basketball in Italy from 2001 until 2008. Following his playing career, Carter returned to his alma mater to work for the University Foundation before moving to the Ole Miss Athletics Foundation.

#### MATTHEW MURRELL BECOMES A REBEL

Ole Miss Basketball made a major splash on the first day of the early signing period (Nov. 13), inking the highest ranked recruit in program history. **Matthew Murrell**, a consensus top-50 prospect in the national recruiting rankings, signed his National Letter of Intent Nov. 13 to join the Rebels for the 2020-21 season. Murrell, a four-star prospect, finds himself rated top 50 nationally by the major recruiting rankings. The combo guard is ranked as high as No. 45 by 247Sports. A native of Memphis, Tennessee, Murrell played his first three seasons of high school basketball at Whitehaven High School. As a senior, he moved down to Bradenton, Florida to join defending national champions IMG Academy. ESPN ranks Murrell as the No. 2 player in the state.

#### HISTORIC START DEFENSIVELY

Ole Miss' scoring defense got off to one of its best starts ever in program history. The Rebels held each of their first four opponents below 60 points, a feat last accomplished to start the 1944-45 season. During that season, Ole Miss began the season 4-0 by allowing only 30.8 ppg. The 208 points were the fifth-fewest allowed over the first four games of an Ole Miss season over the past 70 years.

Points Allowed	Season
197	1950-51
200	1998-99
200	1981-82
205	1947-48
208	2019-20

#### REBELS ROLL PAST REDHAWKS

Ole Miss led for almost the entire game and ended its season-opening homestand with a 65-52 victory over Seattle Tuesday night (Nov. 19). The Rebels built up their lead to as much as 28 points in the second half, while holding the Redhawks to a 28.6 percent (16 of 56) clip from the field. **KJ Buffen** scored 11 of his team-high 13 points in the second half after picking up early foul trouble in the first 11 minutes of the contest. The sophomore forward also pulled down a team-high eight rebounds to go along with a pair of steals. **Breein Tyree** stuffed the stat sheet with 10 points, six rebounds and five assists to get the Rebels rolling in the first half and continuing into the final frame. Fellow guard **Bryce Williams** added a career-high eight points in 22 minutes off the bench. Making the most of their opportunities at the charity stripe, the Rebels went 19 of 22 (86.4%) on their free throws.

#### REBELS DOMINATE THE PAINT TO THUMP BRONCOS

Controlling the paint and using a stifling 1-3-1 zone defense, Ole Miss brushed off a slow start to rumble past Western Michigan 85-58 at The Pavilion (Nov. 15). The Rebels handed the Broncos their first loss of the season by holding a 44-24 advantage in the paint and forcing 19 turnovers. **Breein Tyree** scored a team-high 20 points for his second consecutive 20-point game, while adding four rebounds and three steals. His backcourt mate **Devontae Shuler** was close behind, tallying 16 points along with a career-high three blocks on the other end of the floor. Sophomore **Luis Rodriguez** reached double figures for the first time in his young career with 10 points and a team-best six rebounds. Newcomers **Sammy Hunter** and **Khadim Sy** added eight points apiece, the most they've scored as Rebels. Once again, Ole Miss shot over 50 percent, going 32 of 61 from the floor (52.5 percent). The Rebels limited Western Michigan to a 33.9 percent (20 of 59) clip, including just 5 of 32 (15.6 percent) from beyond the arc. Coming into the game averaging 25.3 ppg, Preseason First Team All-MAC guard Michael Flowers was held to only 14 points on 4 of 15 shooting (1 of 9 from three).

#### VETERANS PAVE THE WAY IN WIN OVER NORFOLK STATE

The trio of **KJ Buffen**, **Devontae Shuler** and **Breein Tyree** outscored Norfolk State by themselves, combining for 56 points in the Rebels' 68-55 win Tuesday night (Nov. 12) at The Pavilion. On the other side of the floor, the Rebels limited a team averaging 96.5 ppg to a 32.7 percent (17 of 52) clip from the floor thanks in large part to their 1-3-1 zone defense. Buffen tallied a career-high 23 points and matched his best night on the glass with nine rebounds to lead Ole Miss in the win. The Gainesville, Georgia, native could not be stopped in the second half, scoring 15 points over the final 20 points. Tyree added 21 points for his 23rd career 20-point game, while Shuler recorded 12 points to go along with team highs in assists (5) and steals (4). As a squad, the Rebels shot 51.0 percent (26 of 51) and dominated the paint 38-20. Defensively, Ole Miss recorded 12 steals and forced 17 turnovers to lead to 24 points. Just like on the offensive side of the court, the veterans paced the Rebels on defense. Along with Shuler's team-high four steals, Buffen and Tyree collected three each.

#### DOMINATING DEFENSE

Ole Miss put together a dominating defensive performance in the team's season-opening win over Arkansas State (Nov. 8). Along with forcing 23 turnovers, the Rebels held the Red Wolves to 43 points. It was the lowest opposing output in by a **Kermit Davis**-coach Ole Miss squad as well as the lowest in five seasons. The 43 points were tied for the fifth-fewest by an Ole Miss opponent over the last 20 years, and it marked the 12th time the Rebels held an opponent to 45 points or less during that span.

Points	Opponent	Date
33	LSU	Feb. 7, 2001
38	Southern	Nov. 20, 2014
38	Arkansas-Pine Bluff	Dec. 28, 2002
41	Nicholls	Jan. 3, 2009
43	Arkansas State	Nov. 8, 2019
43	Nicholls	Dec. 15, 2005
43	ULM	Nov. 29, 2005
43	ULM	Dec. 3, 2001
44	Alabama State	Dec. 30, 2003
45	Lipscomb	Nov. 23, 2012
45	Arkansas	March 6, 2004
45	Morris Brown	Nov. 28, 2001

#### NEWCOMER NOTICE

**Kermit Davis'** first full recruiting class at Ole Miss became one of the highest ranked in school history, coming in at No. 22 nationally by Rivals.com. Four-star prospects include guard **Austin Crowley**, guard **Bryce Williams**, forward **Antavion Collum** and forward **Khadim Sy**. Williams and Sy are junior college transfers from Daytona State, where Sy became one of the most sought-after JUCO prospects in the country (spent his freshman season at Virginia Tech). **Sammy Hunter**, one of the top prospects out of The Bahamas, is another newcomer who could make an immediate impact after a successful prep career in Canada. Joining the newcomers will be guard **Franco Miller Jr.** and forward **Carlos Curry**. The two Rebels both redshirted a season ago, but both look to make an impact after one season under Davis.

#### SEC COACH OF THE YEAR

**Kermit Davis** became the sixth Ole Miss men's basketball coach to earn SEC Coach of the Year honors, earning the award in his first season in Oxford (2018-19). He joined the winningest coach in program history, Andy Kennedy, as the only two coaches to be named SEC Coach of the Year in his first season guiding the Rebels. The Leakesville, Mississippi, native led one of the biggest turnarounds in the country, as the Rebels improved from 12-20 (5-13 SEC) a season ago to 20-13 (10-8 SEC). The eight-win improvement is ranked 11th in the nation as well as the best among Power 5 schools. While Ole Miss was projected to finish last in the SEC, Davis got the Rebels off to a hot start. Ole Miss began conference play 3-0, helping Davis become the first Rebel head coach to win his first three SEC games. He was the second coach to win 13 of his first 15 games as well as the third coach in program history to win 20 games in his first season. With 20 wins, Davis became just the third active SEC head coach to win at least 20 games in his first season in the conference (John Calipari – Kentucky, Mike White – Florida).

#### CONVERTING AT THE CHARITY STRIPE

Shooting 78.3 percent as a team, Ole Miss led the SEC and ranked fourth nationally in free throw percentage a season ago. That mark set a new school record, breaking the previous mark of 77.3 percent during the 2014-15 season. **Breein Tyree** was an 83.1 percent free throw shooter (128 of 154) to rank third in the SEC among qualifiers, while **Devontae Shuler** shot 82.3 percent clip (51 of 62) from the line.

## THE PAVILION RECORD BOOK

## INDIVIDUAL (OLE MISS)

Points:	43	Stefan Moody vs. Mississippi St. (3-3-16)
FG att:	25	Stefan Moody vs. Vanderbilt (2-6-16)
FG made:	13	Terence Davis vs. LSU (2-14-17)
3-pt att:	15	Stefan Moody vs. Vanderbilt (2-6-16)
3-pt made:	8	Breein Tyree vs. Middle Tennessee (12-14-19)
FT att:	18	2x, MR: Stefan Moody vs. Mississippi St. (3-3-16)
FT made:	15	2x, MR: Stefan Moody vs. Mississippi St. (3-3-16)
Rebounds:	19	Sebastian Saiz vs. UMass (11-14-16)
Assists:	9	3x, MR: Devontae Shuler vs. Middle Tennessee (12-14-19)
Blocks:	6	Sebastian Saiz vs. Bradley (12-19-16)
Steals:	7	2x, MR: Terence Davis vs. Texas A&M (2-6-19)

## TEAM (OLE MISS)

Points:	97	2x, MR: vs. Illinois State (12-16-17)
Few points:	47	vs. Georgia (1-11-17)
FG att:	73	2x, MR: vs. Illinois State (12-16-17)
FG made:	36	vs. South Dakota State (11-28-17)
FG pct:	61.5	vs. Chattanooga (12-16-18)
3-pt att:	33	2x, MR: vs. Montana (11-24-16)
3-pt made:	14	2x, MR: vs. Middle Tennessee (12-14-19)
3-pt pct:	63.6	14-22 vs. Middle Tennessee (12-14-19)
FT att:	46	vs. UMass (11-14-16)
FT made:	33	vs. UMass (11-14-16)
FT pct:	96.2	25-26 vs. Arkansas (1-11-20)
Rebounds:	50	2x, MR: Tennessee (1-17-17)
Assists:	25	2x, MR: ULM (12-1-18)
Blocks:	13	vs. Bradley (12-19-16)
Steals:	15	vs. Western Michigan (11-10-18)

## INDIVIDUAL (OPPONENT)

Points:	34	2x, MR: Isaiah Joe, Arkansas (1-11-20)
FG att:	24	Bryce Brown, No. 10 Auburn (1-9-19)
FG made:	12	Malik Monk, No. 8 Kentucky (12-29-16)
3-pt att:	19	Bryce Brown, No. 10 Auburn (1-9-19)
3-pt made:	7	4x, MR: Isaiah Joe, Arkansas (1-11-20)
FT att:	18	Keith Stone, Florida (1-13-18)
FT made:	13	Keith Stone, Florida (1-13-18)
Rebounds:	13	3x, MR: Jontay Porter, Missouri (2-6-18)
Assists:	11	Isaiah Briscoe, No. 8 Kentucky (12-29-16)
Blocks:	8	Clevon Brown, Vanderbilt (3-3-18)
Steals:	5	J.J. Frazier, Georgia (1-9-16)

## TEAM (OPPONENT)

Points:	101	Illinois State (12-16-17)
Few points:	43	Arkansas State (11-8-19)
FG att:	74	2x, MR: South Dakota State (11-28-17)
FG made:	38	No. 24 Iowa State (1-26-19)
FG pct:	69.1	No. 24 Iowa State (1-26-19)
3-pt att:	41	South Dakota State (11-28-17)
3-pt made:	18	South Dakota State (11-28-17)
3-pt pct:	56.3	Middle Tennessee (11-30-16)
FT att:	36	UMass (11-14-16)
FT made:	26	Illinois State (12-16-17)
FT pct:	88.9	24-27 LSU (1-18-20)
Rebounds:	49	2x, MR: Illinois State (12-16-17)
Assists:	26	No. 24 Iowa State (1-26-19)
Blocks:	8	2x, MR: Vanderbilt (3-3-18)
Steals:	12	Mississippi State (3-3-16)

## THE PAVILION AT OLE MISS FAQs

**What is the official name of The Pavilion?**

The official name is The Pavilion at Ole Miss.

**Does The Pavilion have a nickname like the Tad Pad?**

No, the name of the facility is The Pavilion at Ole Miss, or simply The Pavilion.

**When did The Pavilion at Ole Miss open?**

January 7, 2016

**What was the total cost?**

\$96.5 million

**Where is media parking?**

Media parking for games in The Pavilion will be located in the garage or at the Ole Miss Track Complex. Media members should request parking in advance.

**Where is the media entrance?**

The media will-call table is located in the southwest corner of The Pavilion. From outside, it is the lower entrance off Hill Drive that is closest to the parking garage. For those parking inside the garage, media will-call is located on Level 1 of the parking garage (P1 on elevators). The media entrance will open two hours prior to tip off.

**Where is the media workroom?**

In The Pavilion, the workroom is located in the southwest corner of the floor level through the visiting team tunnel.

**Where is the media seating?**

Media seating is located in the at the top of section 101 in the southwest corner of The Pavilion.

**How do I obtain media credentials for games at the Pavilion?**

Media credentials may be requested through the Athletics Communications Office for game credentials. Requests for credentials should be emailed to Adam Kuffner (kuffner@olemiss.edu) and will be limited to working members of the media.

**Where are the scouting seats located?**

Scouting seats are available in the media seating area at the top of section 101. Additional seating may be purchased by contacting Adam Kuffner in the Athletics Communications office.

**What is the postgame interview policy?**

Both team locker rooms are CLOSED to the media following the game. Ole Miss head coach Kermit Davis will address the media approximately 10 minutes after the game. Selected players will be brought into the media room following the head coaches. Visiting coach and player interviews will be coordinated through the visiting team's communications contact.

## THE PAVILION QUICK FACTS

<b>Arena Name</b> .....	The Pavilion at Ole Miss
<b>Ground Breaking</b> .....	July 31, 2014
<b>Opening Date</b> .....	Jan. 7, 2016
<b>Capacity</b> .....	9,500
<b>Record Crowd</b> .....	9,500 (9 times)
<b>All-Time Record</b> .....	48-24 (.667)
<b>Current Winning Streak</b> .....	L2
<b>Longest Winning Streak</b> .....	W8

## THE PAVILION FIRSTS

<b>First Game</b> .....	vs. Alabama (1/7/15)
<b>First Win</b> .....	vs. Alabama (1/7/15)
<b>First Overtime Game</b> .....	vs. USC (1/19/16)
<b>First Point</b> .....	Tomasz Gielo (3FG, 19:11/1H)
<b>First FG</b> .....	Tomasz Gielo (3FG, 19:11/1H)
<b>First 3-Pointer</b> .....	Tomasz Gielo (19:11/1H)
<b>First Dunk</b> .....	Jimmie Taylor, Alabama (11:0/1H)
<b>First Dunk (OM)</b> .....	Sebastian Saiz (17:09/2H)

## GAME-BY-GAME STATS

OPPONENT	1H-2H-F	FG-FGA	PCT	3P-3PA	PCT	FT-FTA	PCT	OF-DF-TotRb	A	TO	BLK	STL
Arkansas State	19-24-43	15-46	32.6	6-19	31.6	7-12	58.3	6-22-28	12	23	2	11
OLE MISS	39-32-71	25-56	44.6	8-26	30.8	13-20	65.0	11-29-40	16	15	3	14
Norfolk State	35-20-55	17-52	32.7	5-21	23.8	16-21	76.2	9-24-33	8	17	3	8
OLE MISS	40-28-68	26-51	51.0	5-15	33.3	11-17	64.7	5-30-35	14	13	3	12
Western Michigan	32-26-58	20-59	33.9	5-32	15.6	13-17	76.5	12-21-33	9	19	3	5
OLE MISS	40-45-85	32-61	52.5	5-15	33.3	16-20	80.0	10-28-38	16	14	5	10
Seattle	17-35-52	16-56	28.6	4-17	23.5	16-18	88.9	12-19-31	7	12	3	6
OLE MISS	30-35-65	21-49	42.9	4-17	23.5	19-22	86.4	11-28-39	15	16	1	7
OLE MISS	38-48-86	26-66	39.4	12-27	44.4	22-30	73.3	16-22-38	19	16	3	8
Memphis	45-42-87	30-58	51.7	3-11	27.3	24-36	66.7	10-28-38	15	16	9	11
OLE MISS	27-47-74	26-62	41.9	7-16	43.8	15-19	78.9	11-27-38	14	15	3	8
Penn State	43-29-72	26-58	44.8	5-19	26.3	15-18	83.3	6-27-33	16	16	12	10
OLE MISS	15-22-37	15-58	25.9	1-20	5.0	6-11	54.5	9-28-37	9	20	1	7
Oklahoma State	34-44-78	28-62	45.2	8-27	29.6	14-15	93.3	7-35-42	11	13	5	11
Butler	31-36-67	24-47	51.1	8-17	47.1	11-15	73.3	3-29-32	14	13	0	5
OLE MISS	22-36-58	22-55	40.0	7-22	31.8	7-15	46.7	9-23-32	16	12	1	7
CSU Bakersfield	37-30-67	23-47	48.9	3-12	25.0	18-30	60.0	12-20-32	16	10	1	3
OLE MISS	40-43-83	26-45	57.8	7-18	38.9	24-36	66.7	6-17-23	18	6	2	4
Middle Tennessee	31-33-64	26-59	44.1	3-18	16.7	9-18	50.0	9-23-32	14	12	1	6
OLE MISS	48-34-82	28-53	52.8	14-22	63.6	12-16	75.0	5-30-35	23	14	4	8
Southeastern Louisiana	41-35-76	32-55	58.2	10-15	66.7	2-5	40.0	5-19-24	24	16	0	2
OLE MISS	42-41-83	30-58	51.7	7-24	29.2	16-25	64.0	15-21-36	19	13	4	4
Tennessee Tech	32-31-63	24-60	40.0	7-18	38.9	8-10	80.0	6-24-30	13	10	2	5
OLE MISS	31-49-80	30-55	54.5	7-23	30.4	13-21	61.9	6-31-37	22	11	4	5
OLE MISS	24-30-54	16-52	30.8	4-18	22.2	18-23	78.3	9-21-30	5	15	4	4
Wichita State	39-35-74	23-48	47.9	6-21	28.6	22-33	66.7	10-28-38	9	12	2	8
OLE MISS	29-18-47	18-60	30.0	7-27	25.9	4-7	57.1	12-24-36	12	10	0	6
Texas A&M	19-38-57	19-48	39.6	3-17	17.6	16-19	84.2	8-33-41	8	12	7	3
Arkansas	27-49-76	23-56	41.1	8-20	40.0	22-27	81.5	5-23-28	13	10	4	7
OLE MISS	33-39-72	22-54	40.7	3-13	23.1	25-26	96.2	10-30-40	6	16	4	5
OLE MISS	28-27-55	18-45	40.0	3-16	18.8	16-20	80.0	9-17-26	3	18	2	7
Florida	40-31-71	27-50	54.0	3-13	23.1	14-23	60.9	10-21-31	12	12	5	9
LSU	36-44-80	24-57	42.1	8-21	38.1	24-27	88.9	12-35-47	10	16	5	3
OLE MISS	36-40-76	29-65	44.6	9-23	39.1	9-19	47.4	8-23-31	19	10	1	10
OLE MISS	23-25-48	19-63	30.2	5-25	20.0	5-11	45.5	14-24-38	6	10	2	6
Tennessee	42-31-73	24-49	49.0	5-17	29.4	20-24	83.3	4-29-33	18	8	5	6

## GAME-BY-GAME STATS

OPPONENT	1H-2H-F	FG-FGA	PCT	3P-3PA	PCT	FT-FTA	PCT	OF-DF-TotRb	A	TO	BLK	STL
OLE MISS	35-35-70	26-50	52.0	5-9	55.6	13-17	76.5	5-23-28	8	13	4	7
Georgia	29-31-60	17-55	30.9	7-23	30.4	19-25	76.0	18-20-38	8	16	4	6

## REBEL CAREER HIGHS

#0

**BLAKE HINSON****POINTS**

26 at Mississippi St. (1/12/19)

**REBOUNDS**

11 at Florida (1/14/20)

**FIELD GOALS**

8 at Mississippi St. (1/12/19)

**FREE THROWS**

9 vs. CSU Bakersfield (12/7/19)

**THREE-POINTERS**

5 at Mississippi St. (1/12/19)

**ASSISTS**

4, 3x, MR: vs. LSU (1/18/20)

**STEALS**

3 vs. Auburn (1/9/19)

**BLOCKS**

2 at Georgia (1/25/20)

#1

**AUSTIN CROWLEY****POINTS**

11 vs. Middle Tennessee (12/14/19)

**REBOUNDS**

3, 4x, MR: at Tennessee (1/21/20)

**FIELD GOALS**

4 vs. Middle Tennessee (12/14/19)

**FREE THROWS**

2, 3x, MR: at Florida (1/14/20)

**THREE-POINTERS**

2, 3x, MR: vs. Middle Tennessee (12/14/19)

**ASSISTS**

6, 2x, MR: vs. LSU (1/18/20)

**STEALS**

2, 2x, MR: vs. LSU (1/18/20)

**BLOCKS**

1 vs. Middle Tennessee (12/14/19)

#2

**DEVONTAE SHULER****POINTS**

24 vs. Cincinnati (11/24/18)

**REBOUNDS**

11 vs. Arkansas (1/11/20)

**FIELD GOALS**

9 vs. Cincinnati (11/24/18)

**FREE THROWS**

7 at Vanderbilt (1/5/19)

**THREE-POINTERS**

4, 3x, MR: vs. Georgia (2/23/19)

**ASSISTS**

9 vs. Middle Tennessee (12/14/19)

**STEALS**

5 vs. Missouri (2/16/19)

**BLOCKS**

3 vs. Western Michigan (11/15/19)

#3

**KHADIM SY****POINTS**

20 vs. Southeastern Louisiana (12/21/19)

**REBOUNDS**

8, 2x, MR: vs. Arkansas (1/11/20)

**FIELD GOALS**

7 vs. Southeastern Louisiana (12/21/19)

**FREE THROWS**

6 vs. Arkansas (1/11/20)

**THREE-POINTERS**

1, 5x, MR: at Georgia (1/25/20)

**ASSISTS**

3 vs. Butler (12/3/19)

**STEALS**

2 at Memphis (11/23/19)

**BLOCKS**

3 at Wichita State (1/4/20)

#4

**BREEIN TYREE****POINTS**

36 vs. LSU (1/18/20)

**REBOUNDS**

8, 2x, MR: vs. Butler (12/3/19)

**FIELD GOALS**

12 vs. LSU (1/18/20)

**FREE THROWS**

13 vs. Baylor (11/23/18)

**THREE-POINTERS**

8 vs. Middle Tennessee (12/14/19)

**ASSISTS**

7 at Kentucky (2/28/18)

**STEALS**

4 vs. FGCU (12/29/18)

**BLOCKS**

2, 2x, MR: at South Carolina (2/19/19)

#5

**KJ BUFFEN****POINTS**

23 vs. Norfolk State (11/12/19)

**REBOUNDS**

10 vs. Arkansas (11/11/20)

**FIELD GOALS**

9 vs. Norfolk State (11/12/19)

**FREE THROWS**

10 at Florida (1/14/20)

**THREE-POINTERS**

1, 8x, MR: vs. Tennessee Tech (12/29/19)

**ASSISTS**

6 vs. Penn State (11/27/19)

**STEALS**

4 vs. Penn State (11/27/19)

**BLOCKS**

3 vs. Tennessee Tech (12/29/19)

#10

**CARLOS CURRY****POINTS**

4, 3x, MR: at Florida (1/14/20)

**REBOUNDS**

3 vs. Arkansas State (11/8/19)

**FIELD GOALS**

2, 3x, MR: at Florida (1/14/20)

**FREE THROWS**

---

**THREE-POINTERS**

---

**ASSISTS**

1, 2x, MR: at Florida (1/14/20)

**STEALS**

2 vs. Western Michigan (11/15/19)

**BLOCKS**

1, 2x, MR: at Florida (1/14/20)

#11

**FRANCO MILLER JR.****POINTS**

4 vs. Arkansas State (11/8/19)

**REBOUNDS**

6 at Texas A&amp;M (1/7/20)

**FIELD GOALS**

1, 2x, MR: at Wichita St. (1/4/20)

**FREE THROWS**

1 vs. Arkansas State (11/8/19)

**THREE-POINTERS**

1 vs. Arkansas State (11/8/19)

**ASSISTS**

2, 2x, MR: at Texas A&amp;M (1/7/20)

**STEALS**

1 vs. Arkansas State (11/8/19)

**BLOCKS**

---

#12

**SHON ROBINSON****POINTS**

---

**REBOUNDS**

---

**FIELD GOALS**

---

**FREE THROWS**

---

**THREE-POINTERS**

---

**ASSISTS**

---

**STEALS**

---

**BLOCKS**

---

#13

**BRYCE WILLIAMS****POINTS**

15 vs. Penn State (11/27/19)

**REBOUNDS**

2 vs. LSU (1/18/20)

**FIELD GOALS**

3, 2x, MR: at Georgia (1/25/20)

**FREE THROWS**

6 vs. Penn State (11/27/19)

**THREE-POINTERS**

3 vs. Penn State (11/27/19)

**ASSISTS**

2, 3x, MR: vs. Middle Tennessee (12/14/19)

**STEALS**

1, 7x, MR: at Georgia (1/25/20)

**BLOCKS**

1, 2x, MR: vs. Oklahoma St. (11/29/19)

#14

**ANTAVION COLLUM****POINTS**

7 vs. Oklahoma State (11/29/19)

**REBOUNDS**

3, 3x, MR: at Texas A&amp;M (1/7/20)

**FIELD GOALS**

2 vs. Oklahoma State (11/29/19)

**FREE THROWS**

3 vs. Oklahoma State (11/29/19)

**THREE-POINTERS**

1, 2x, MR: at Wichita St. (1/4/20)

**ASSISTS**

1, 2x, MR: vs. Tennessee Tech (12/29/19)

**STEALS**

2 vs. Western Michigan (11/15/19)

**BLOCKS**

---

#15

**LUIS RODRIGUEZ****POINTS**

10 vs. Western Michigan (11/15/19)

**REBOUNDS**

6, 2x, MR: vs. Western Michigan (11/15/19)

**FIELD GOALS**

3 vs. Western Michigan (11/15/19)

**FREE THROWS**

5 vs. Seattle (11/19/19)

**THREE-POINTERS**

---

**ASSISTS**

4 vs. Seattle (11/19/19)

**STEALS**

3 vs. Arkansas State (11/8/19)

**BLOCKS**

2 vs. Middle Tennessee (12/21/18)

#23

**SAMMY HUNTER****POINTS**

8 vs. Western Michigan (11/15/19)

**REBOUNDS**

4, 2x, MR: vs. Seattle (11/19/19)

**FIELD GOALS**

4 vs. Western Michigan (11/15/19)

**FREE THROWS**

4 vs. Seattle (11/19/19)

**THREE-POINTERS**

1 vs. Butler (12/3/19)

**ASSISTS**

2, 4x, MR: vs. Tennessee Tech (12/29/19)

**STEALS**

2, 2x, MR: vs. Western Michigan (11/15/19)

**BLOCKS**

---

#33

**JOHN MCBRIDE****POINTS**

3 vs. Tennessee Tech (12/29/19)

**REBOUNDS**

2 vs. Western Michigan (11/15/19)

**FIELD GOALS**

1 vs. Tennessee Tech (12/29/19)

**FREE THROWS**

---

**THREE-POINTERS**

1 vs. Tennessee Tech (12/29/19)

**ASSISTS**

---

**STEALS**

---

**BLOCKS**

1 at Tennessee (1/21/20)

#34

**CONNER MCKAY****POINTS**

---

**REBOUNDS**

---

**FIELD GOALS**

---

**FREE THROWS**

---

**THREE-POINTERS**

---

**ASSISTS**

---

**STEALS**

---

**BLOCKS**

---



## SEASON HIGHS

## #0

**BLAKE HINSON****POINTS**

23 vs. CSU Bakersfield (12/7/19)

**REBOUNDS**

11 at Florida (1/14/20)

**FIELD GOALS**

6, 2x, MR: vs. CSU Bakersfield (12/7/19)

**FREE THROWS**

9 vs. CSU Bakersfield (12/7/19)

**THREE-POINTERS**

4 at Memphis (11/23/19)

**ASSISTS**

4 vs. LSU (1/18/20)

**STEALS**

2, 3x, MR: at Tennessee (1/21/20)

**BLOCKS**

2 at Georgia (1/25/20)

## #1

**AUSTIN CROWLEY****POINTS**

11 vs. Middle Tennessee (12/14/19)

**REBOUNDS**

3, 4x, MR: at Tennessee (1/21/20)

**FIELD GOALS**

4 vs. Middle Tennessee (12/14/19)

**FREE THROWS**

2, 3x, MR: at Florida (1/14/20)

**THREE-POINTERS**

2, 3x, MR: vs. Middle Tennessee (12/14/19)

**ASSISTS**

6, 2x, MR: vs. LSU (1/18/20)

**STEALS**

2, 2x, MR: vs. LSU (1/18/20)

**BLOCKS**

1 vs. Middle Tennessee (12/14/19)

## #2

**DEVONTAE SHULER****POINTS**

20, 2x, MR: vs. Tennessee Tech (12/29/19)

**REBOUNDS**

11 vs. Arkansas (1/11/20)

**FIELD GOALS**

8 vs. Tennessee Tech (12/29/19)

**FREE THROWS**

3, 3x, MR: vs. Middle Tennessee (12/14/19)

**THREE-POINTERS**

3, 2x, MR: vs. CSU Bakersfield (12/7/19)

**ASSISTS**

9 vs. Middle Tennessee (12/14/19)

**STEALS**

4 vs. Norfolk State (11/12/19)

**BLOCKS**

3 vs. Western Michigan (11/15/19)

## #3

**KHADIM SY****POINTS**

20 vs. Southeastern Louisiana (12/21/19)

**REBOUNDS**

8, 2x, MR: vs. Arkansas (1/11/20)

**FIELD GOALS**

7 vs. Southeastern Louisiana (12/21/19)

**FREE THROWS**

6 vs. Arkansas (1/11/20)

**THREE-POINTERS**

1, 5x, MR: at Georgia (1/25/20)

**ASSISTS**

3 vs. Butler (12/3/19)

**STEALS**

2 at Memphis (11/23/19)

**BLOCKS**

3 at Wichita State (1/4/20)

## #4

**BREEIN TYREE****POINTS**

36 vs. LSU (1/18/20)

**REBOUNDS**

8 vs. Butler (12/3/19)

**FIELD GOALS**

12 vs. LSU (1/18/20)

**FREE THROWS**

11 vs. CSU Bakersfield (12/7/19)

**THREE-POINTERS**

8 vs. Middle Tennessee (12/14/19)

**ASSISTS**

6 vs. CSU Bakersfield (12/7/19)

**STEALS**

3, 3x, MR: at Georgia (1/25/20)

**BLOCKS**

1 vs. Middle Tennessee (12/14/19)

## #5

**KJ BUFFEN****POINTS**

23 vs. Norfolk State (11/12/19)

**REBOUNDS**

10 vs. Arkansas (1/11/20)

**FIELD GOALS**

9 vs. Norfolk State (11/12/19)

**FREE THROWS**

10 at Florida (1/14/20)

**THREE-POINTERS**

1, 4x, MR: vs. Tennessee Tech (12/29/19)

**ASSISTS**

6 vs. Penn State (11/27/19)

**STEALS**

4 vs. Penn State (11/27/19)

**BLOCKS**

3 vs. Tennessee Tech (12/29/19)

## #10

**CARLOS CURRY****POINTS**

4, 3x, MR: at Florida (1/14/20)

**REBOUNDS**

3 vs. Arkansas State (11/8/19)

**FIELD GOALS**

2, 3x, MR: at Florida (1/14/20)

**FREE THROWS**

---

**THREE-POINTERS**

---

**ASSISTS**

1, 2x, MR: at Florida (1/14/20)

**STEALS**

2 vs. Western Michigan (11/15/19)

**BLOCKS**

1, 2x, MR: at Florida (1/14/20)

## #11

**FRANCO MILLER JR.****POINTS**

4 vs. Arkansas State (11/8/19)

**REBOUNDS**

6 at Texas A&amp;M (1/7/20)

**FIELD GOALS**

1, 2x, MR: at Wichita St. (1/4/20)

**FREE THROWS**

1 vs. Arkansas State (11/8/19)

**THREE-POINTERS**

1 vs. Arkansas State (11/8/19)

**ASSISTS**

2, 2x, MR: at Texas A&amp;M (1/7/20)

**STEALS**

1 vs. Arkansas State (11/8/19)

**BLOCKS**

---

## #12

**SHON ROBINSON****POINTS**

---

**REBOUNDS**

---

**FIELD GOALS**

---

**FREE THROWS**

---

**THREE-POINTERS**

---

**ASSISTS**

---

**STEALS**

---

**BLOCKS**

---

## #13

**BRYCE WILLIAMS****POINTS**

15 vs. Penn State (11/27/19)

**REBOUNDS**

2 vs. LSU (1/18/20)

**FIELD GOALS**

3, 2x, MR: at Georgia (1/25/20)

**FREE THROWS**

6 vs. Penn State (11/27/19)

**THREE-POINTERS**

3 vs. Penn State (11/27/19)

**ASSISTS**

2, 3x, MR: vs. Middle Tennessee (12/14/19)

**STEALS**

1, 7x, MR: at Georgia (1/25/20)

**BLOCKS**

1, 2x, MR: vs. Oklahoma St. (11/29/19)

## #14

**ANTAVION COLLUM****POINTS**

7 vs. Oklahoma State (11/29/19)

**REBOUNDS**

3, 3x, MR: at Texas A&amp;M (1/7/20)

**FIELD GOALS**

2 vs. Oklahoma State (11/29/19)

**FREE THROWS**

3 vs. Oklahoma State (11/29/19)

**THREE-POINTERS**

1, 2x, MR: at Wichita St. (1/4/20)

**ASSISTS**

1, 2x, MR: vs. Tennessee Tech (12/29/19)

**STEALS**

2 vs. Western Michigan (11/15/19)

**BLOCKS**

---

## #15

**LUIS RODRIGUEZ****POINTS**

10 vs. Western Michigan (11/15/19)

**REBOUNDS**

6, 2x, MR: vs. Western Michigan (11/15/19)

**FIELD GOALS**

3 vs. Western Michigan (11/15/19)

**FREE THROWS**

5 vs. Seattle (11/19/19)

**THREE-POINTERS**

--

**ASSISTS**

4 vs. Seattle (11/19/19)

**STEALS**

3 vs. Arkansas State (11/8/19)

**BLOCKS**

1, 2x, MR: vs. Norfolk St. (11/12/19)

## #23

**SAMMY HUNTER****POINTS**

8 vs. Western Michigan (11/15/19)

**REBOUNDS**

4, 2x, MR: vs. Seattle (11/19/19)

**FIELD GOALS**

4 vs. Western Michigan (11/15/19)

**FREE THROWS**

4 vs. Seattle (11/19/19)

**THREE-POINTERS**

1 vs. Butler (12/3/19)

**ASSISTS**

2, 4x, MR: vs. Tennessee Tech (12/29/19)

**STEALS**

2, 2x, MR: vs. Western Michigan (11/15/19)

**BLOCKS**

---

## #33

**JOHN MCBRIDE****POINTS**

3 vs. Tennessee Tech (12/29/19)

**REBOUNDS**

2 vs. Western Michigan (11/15/19)

**FIELD GOALS**

1 vs. Tennessee Tech (12/29/19)

**FREE THROWS**

---

**THREE-POINTERS**

1 vs. Tennessee Tech (12/29/19)

**ASSISTS**

---

**STEALS**

---

**BLOCKS**

1 at Tennessee (1/21/20)

## #34

**CONNER MCKAY****POINTS**

---

**REBOUNDS**

---

**FIELD GOALS**

---

**FREE THROWS**

---

**THREE-POINTERS**

---

**ASSISTS**

---

**STEALS**

---

**BLOCKS**

---

## THE LAST TIME ...

## AN OLE MISS TEAM...

Scored 100+ points at home	105 vs. Oregon (Dec. 8, 2013)
Scored 100+ points on the road	104 at Mississippi State (4ot) (Jan. 24, 1990)
Scored 100+ points and lost	105 vs. Oregon (Dec. 8, 2013)
Scored 110+ points	111 vs. Mississippi Valley State (Nov. 22, 2013)
Scored 50 points or less	48 at Tennessee (Jan. 21, 2020)
Scored 40 points or less	37 vs. Oklahoma State (Nov. 29, 2019)
Scored 50 or less and won	50-48 vs. SMU (Jan. 3, 2012)
Held opponent to 50 or less	43 vs. Arkansas State (Nov. 8, 2019)
Won an overtime game	90-87 at Missouri (Feb. 20, 2018)
Lost an overtime game	90-86 at Florida (Jan. 30, 2019)
Won a double overtime game	90-87 vs. Texas Tech (Mar. 23, 2010)
Lost a double overtime game	69-67 at Alabama (Feb. 4, 2012)
Played a triple overtime game	Never Happened
Played a four-overtime game	104-102 at Mississippi State (Jan. 24, 1990)
Made 10+ three-point field goals	14 vs. Middle Tennessee (Dec. 14, 2019)
Made 12+ three-point field goals	14 vs. Middle Tennessee (Dec. 14, 2019)
Made 15+ three-point field goals	15 at Syracuse (March 18, 2017)
Allowed 10+ three-point field goals	10 vs. Southeastern Louisiana (Dec. 21, 2019)
Had 15+ rebound margin	16 vs. Southeastern Louisiana (Dec. 12, 2018)
Had 20+ rebound margin	22 vs. Arkansas (Jan. 11, 2012)
Had 25+ rebound margin	25 vs. Florida A&M (Dec. 22, 2008)
Had 50+ rebounds	50 vs. Tennessee (Jan. 17, 2017)
Had 60+ rebounds	64 vs. Troy (Nov. 27, 2007)
Had two players with 10+ rebounds	vs. Arkansas (Jan. 11, 2020)
	Devontae Shuler (11), KJ Buffen (10)
Had three players with 10+ rebounds	vs. Georgia (Jan. 9, 2016)
	Sebastian Saiz (10), Martavious Newby (10), and Rasheed Brooks (10)
Had two players with 20+ points	vs. Tennessee Tech (Dec. 29, 2019)
	KJ Buffen (20), Devontae Shuler (20)
Had two players with a double-double	vs. Arkansas (Jan. 11, 2020)
	Devontae Shuler (10 points, 11 rebounds), KJ Buffen (12 points, 10 rebounds)
Attempted 30+ free throws	36 vs. CSU Bakersfield (Dec. 7, 2019)
Attempted 40+ free throws	55 vs. Missouri (March 9, 2017)
Attempted 50+ free throws	55 vs. Missouri (March 9, 2017)
Made 25+ free throws	25 vs. Arkansas (Jan. 11, 2020)
Made 30+ free throws	31 vs. Missouri (March 9, 2017)
Made 35+ free throws	40 vs. Georgia Southern (Nov. 17, 2015)
Made 40+ free throws	40 vs. Georgia Southern (Nov. 17, 2015)
Shot 90% or better from FT line	96.2% (25-26) vs. Arkansas (Jan. 11, 2020)
Had 20+ assists	22 vs. Tennessee Tech (Dec. 29, 2019)
Had 25+ assists	25 vs. ULM (Dec. 1, 2018)
Had 30+ assists	32 vs. Centenary (Dec. 19, 2009)
Had 20+ turnovers	20 vs. Oklahoma State (Nov. 29, 2019)
Had 25+ turnovers	26 vs. Southern Utah (Nov. 18, 2005)
Forced 20+ turnovers	23 vs. Arkansas State (Nov. 8, 2019)
Forced 25+ turnovers	25 vs. Missouri (Feb. 16, 2019)
Forced 30+ turnovers	31 vs. Louisiana-Monroe (Nov. 24, 2007)
Had 10+ steals	10 vs. LSU (Jan. 18, 2020)
Had 15+ steals	15 vs. Western Michigan (Nov. 10, 2018)
Had 20+ steals	20 vs. Lipscomb (Nov. 23, 2012)
Blocked 5+ shots	5 vs. Western Michigan (Nov. 15, 2019)
Blocked 10+ shots	10 vs. Texas A&M-Corpus Christi (Dec. 19, 2017)
Blocked 12+ shots	13 vs. Bradley (Dec. 19, 2016)
Beat a ranked team	81-77 at #14 Mississippi St. (Jan. 12, 2019)
Beat a ranked team on the road	81-77 at #14 Mississippi St. (Jan. 12, 2019)
Beat a ranked team on a neutral floor	75-68 vs. #23 Creighton (Nov. 28, 2014)
Keep every opposing player out of double figures	vs. Mississippi St. (Jan. 6, 2018)
Had all five starters score in double figures	vs. CSU Bakersfield (Dec. 7, 2019)
Had five players score in double figures	vs. Middle Tennessee (Dec. 14, 2019)
Had six players score in double figures	at Auburn (Jan. 7, 2017)
Had no players score in double figures	vs. Oklahoma State (Nov. 29, 2019)
Overcame a 5-point+ halftime deficit to win	16 vs. Penn State (Nov. 27, 2019)
Overcame a 5-point+ halftime deficit on the road to win	8 at Missouri (March 9, 2019)
Overcame a 10-point+ halftime deficit to win	16 vs. Penn State (Nov. 27, 2019)
Overcame a 20-point+ halftime deficit to win	20 vs. Auburn (Feb. 11, 2017)
Overcame a 10-point+ second half deficit to win	21 vs. Penn State (Nov. 27, 2019)
Overcame a 15-point+ second half deficit to win	21 vs. Penn State (Nov. 27, 2019)
Overcame a 20-point+ second half deficit to win	21 vs. Penn State (Nov. 27, 2019)
Went on a 20-0 run	28 vs. Chattanooga (Dec. 16, 2018)
Went on a 25-0 run	28 vs. Chattanooga (Dec. 16, 2018)


## AN OLE MISS PLAYER...

Scored 20+ points	20, Breein Tyree at Georgia (Jan. 25, 2020)
Scored 30+ points	36, Breein Tyree vs. LSU (Jan. 18, 2020)
Scored 35+ points	36, Breein Tyree vs. LSU (Jan. 18, 2020)
Scored 40+ points	41, Deandre Burnett vs. Oral Roberts (Nov. 18, 2016)
Scored 50+ points	53, Gerald Glass vs. LSU (Mar. 4, 1989)
Scored 20+ points in 5 straight games	Breein Tyree (Jan. 26-Feb. 14, 2019)
Scored 20+ points in 10 straight games	Stefan Moody (Nov. 25, 2015-Jan. 28, 2016)
Scored 20+ points in 14 straight games	Stefan Moody (Nov. 25, 2015-Jan. 28, 2016)
Scored 20+ points in 18 straight games	Joe Gibbon (Dec. 10, 1956-Feb. 28, 1957)
Scored 20+ points in 22 straight games	Johnny Neumann (Dec. 1, 1920-Feb. 22, 1971)
Made 5+ 3-pointers	6, Breein Tyree at Texas A&M (Jan. 7, 2020)
Made 7+ 3-pointers	8, Breein Tyree vs. Middle Tennessee (Dec. 14, 2019)
Made 8+ 3-pointers	8, Breein Tyree vs. Middle Tennessee (Dec. 14, 2019)
Made 9+ 3-pointers	9, Deandre Burnett vs. Oral Roberts (Nov. 18, 2016)
Made 10+ 3-pointers	10, Marshall Henderson vs. Oregon (Dec. 8, 2013)
Attempted 10+ 3-pointers	13, Breein Tyree at Texas A&M (Jan. 7, 2020)
Attempted 15+ 3-pointers	17, Stefan Moody vs. Alabama (March 10, 2016)
Had a double-double	Blake Hinson (16 points, 11 rebounds) at Florida (Jan. 14, 2020)
Had a double-double in 2 straight games	Sebastian Saiz (3/4/17-3/9/17)
Had a double-double in 3 straight games	Sebastian Saiz (1/28/17-2/4/17)
Had a double-double in 4 straight games	Sebastian Saiz (1/28/17-2/8/17)
Had a double-double in 5 straight games	Sebastian Saiz (12/15/16-1/3/17)
Had a double-double in 6 straight games	Sebastian Saiz (12/15/16-1/7/17)
Had a double-double in 7 straight games	Rahim Lockhart (11/19/99-12/4/99)
Had 5+ double-doubles in a season	5, Terence Davis, - 2016-17 season
	23, Sebastian Saiz - 2016-17 season
Had 10+ double-doubles in a season	23, Sebastian Saiz - 2016-17 season
Had 18+ double-doubles in a season	23, Sebastian Saiz - 2016-17 season
Had 20+ double-doubles in a season	23, Sebastian Saiz - 2016-17 season
Had 20+ points and 15+ rebounds	Sebastian Saiz, 21 pts/15 rebs vs. South Carolina (March 4, 2017)
Had 20+ points and 20+ rebounds	Walter Actwood, 22 pts/22 rebs vs. ISU-Evansville (Dec. 1, 1975)
Had 15+ rebounds	15, Sebastian Saiz vs. Georgia Tech (March 21, 2017)
Had 20+ rebounds	20, Murphy Holloway vs. Auburn (Feb. 24, 2010)
Had 10+ offensive rebounds	10, Dwayne Curtis vs. Auburn (Feb. 25, 2006)
Had 20+ defensive rebounds	10, Blake Hinson at Florida (Jan. 14, 2020)
Had 10+ assists	10, Jarvis Summers vs. BYU (March 17, 2015)
Had 15+ assists	15, Sean Tuohy vs. Auburn (Jan. 26, 1980)
Had 9+ assists and 0 turnovers	9, Cullen Neal vs. South Alabama (Dec. 22, 2016)
Had 8+ assists and 0 turnovers	8, Deandre Burnett at Texas A&M (Jan. 16, 2018)
Had 5+ blocks	6, Sebastian Saiz vs. Bradley (Dec. 19, 2016)
Had 8+ blocks	8, Reginald Buckner at Arkansas (Feb. 5, 2011)
Had 5+ steals	5, Devontae Shuler vs. Missouri (Feb. 16, 2019)
Had 7+ steals	7, Terence Davis vs. Texas A&M (Feb. 6, 2019)
Had 8+ steals	8, Gerald Glass vs. Christian Bros. (Nov. 25, 1988)
Made 10+ free throws	10, KJ Buffen at Florida (Jan. 14, 2020)
Made 15+ free throws	15, Stefan Moody vs. Mississippi State (March 3, 2016)
Attempted 10+ free throws	11, KJ Buffen at Florida (Jan. 14, 2020)
Attempted 15+ free throws	17, Breein Tyree vs. Baylor (Nov. 23, 2018)
Attempted 20+ free throws	20, Ansu Sesay vs. Arkansas (Feb. 18, 1995)
Shot 100% from the floor (min. 5)	KJ Buffen, 5-5 vs. LSU (Jan. 15, 2019)
Shot 90% from the floor (min. 10)	Marcanvis Hymon, 10-11, vs. Towson (Nov. 20, 2015)
Played 40+ minutes	40, Devontae Shuler at Texas A&M (Jan. 7, 2020)
Fouled out	Khadim Sy at Tennessee (Jan. 21, 2020)


## RADIO/TV ROSTER




**BLAKE HINSON**  
6-7 • 230 • G/F • So.  
Deltona, Fla.



**AUSTIN CROWLEY**  
6-5 • 188 • G • Fr.  
West Point, Miss.




**DEVONTAE SHULER**  
6-2 • 192 • G • Jr.  
Irmo, S.C.



**KHADIM SY**  
6-10 • 244 • F • Jr.  
Dakar, Senegal




**BREEIN TYREE**  
6-2 • 195 • G • Sr.  
Somerset, N.J.




**KJ BUFFEN**  
6-7 • 225 • F • So.  
Gainesville, Ga.



**CARLOS CURRY**  
6-11 • 235 • F • R-Fr.  
Albany, Ga.




**FRANCO MILLER JR.**  
6-3 • 202 • G • R-Fr.  
Freeport, Bahamas




**SHON ROBINSON**  
6-11 • 210 • F • Fr.  
Chicago, Ill.




**BRYCE WILLIAMS**  
6-2 • 178 • G • Jr.  
Tampa, Fla.




**ANTAVION COLLUM**  
6-7 • 228 • F • Fr.  
Memphis, Tenn.



**LUIS RODRIGUEZ**  
6-6 • 211 • G/F • So.  
Los Angeles, Calif.




**SAMMY HUNTER**  
6-9 • 230 • F • Fr.  
Nassau, Bahamas



**JARKEL JOINER**  
6-1 • 177 • G • Jr.  
Oxford, Miss.



**JOHN MCBRIDE**  
6-7 • 221 • G • R-Fr.  
Memphis, Tenn.



**CONNER MCKAY**  
5-11 • 188 • G • Jr.  
Baldwyn, Miss.



**KERMIT DAVIS**  
Head Coach  
Second year at Ole Miss



**WIN CASE**  
Assistant Coach  
Second year at Ole Miss



**RONNIE HAMILTON**  
Assistant Coach  
Second year at Ole Miss



**LEVI WATKINS**  
Assistant Coach  
Second year at Ole Miss

BOX SCORES

GAME 1: OLE MISS 71, ARKANSAS STATE 43



Official Basketball Box Score -- Game Totals -- Final Statistics  
Arkansas State vs Ole Miss  
11-8-19 6 p.m. at Oxford, Miss. (The Pavilion at Ole Miss)



Arkansas State 43 • 1-1

#	Player	Total		3-Ptr		Rebounds			PF	TP	A	TO	Blk	Stl	Min	
		FG-FGA	FT-FTA	FG-FGA	FT-FTA	Off	Def	Tot								
03	Brevard, Malik	1-1	0-0	0-1	0	4	4	5	2	0	5	2	0	0	23	
04	Matthews, J.J.	4-8	0-0	2-3	0	2	2	4	10	0	1	0	1	0	21	
05	Willis, Christian	1-2	1-2	0-0	0	1	1	3	3	1	2	0	1	0	21	
12	Kus, Canberk	4-12	1-4	1-2	0	2	2	2	10	2	3	0	4	1	31	
23	Eaton, Marquis	1-7	1-4	1-2	0	6	6	1	4	5	4	0	1	3	34	
01	Johnson, Jerry	2-9	1-5	0-0	0	1	1	3	5	3	3	0	0	0	23	
02	Wilson, Kobe	2-6	2-4	2-2	0	2	2	1	8	1	2	0	1	0	24	
32	Jackson, Antwon	0-1	0-0	1-2	1	1	2	0	1	0	3	0	3	2	23	
Team						5 3 8										
Totals		15-46	6-19	7-12	6	22	28	19	43	12	23	2	11	0	200	
FG % 1st Half:		7-20	35.0%	2nd half:	8-26	30.8%	Game:		15-46	32.6%					Deadball Rebounds	
3FG % 1st Half:		4-10	40.0%	2nd half:	2-9	22.2%	Game:		6-19	31.6%					1	
FT % 1st Half:		1-3	33.3%	2nd half:	6-9	66.7%	Game:		7-12	58.3%						

Ole Miss 71 • 1-0

#	Player	Total		3-Ptr		Rebounds			PF	TP	A	TO	Blk	Stl	Min	
		FG-FGA	FT-FTA	FG-FGA	FT-FTA	Off	Def	Tot								
03	Sy, Khadim	3-6	0-0	2-2	2	2	4	3	8	1	1	0	1	0	20	
05	Buffen, KJ	5-6	1-1	5-8	2	7	9	3	16	1	2	2	3	2	24	
02	Shuler, Devontae	7-11	3-7	3-4	1	2	3	1	20	1	4	0	3	2	28	
04	Tyree, Breein	2-9	1-7	1-2	0	2	2	0	6	4	2	0	3	2	25	
15	Rodriguez, Luis	2-8	0-3	1-2	2	4	6	1	5	3	1	1	3	2	25	
01	Crowley, Austin	2-4	2-0	0-0	1	1	2	5	6	1	1	0	0	0	10	
10	Curry, Carlos	2-4	0-0	1	2	3	1	4	0	1	1	0	0	0	9	
11	Miller, Franco	1-3	1-2	1-2	0	1	1	0	4	0	1	0	1	0	12	
13	Williams, Bryce	1-1	0-0	0-0	0	1	1	2	2	2	0	0	0	0	14	
14	Collum, Antavion	0-2	0-1	0-0	0	0	0	2	0	0	0	0	0	1	12	
23	Hunter, Sammy	0-2	0-1	0-0	0	2	2	2	0	2	0	0	0	0	17	
33	McBride, John	0-0	0-0	0-0	0	0	0	0	0	0	0	0	0	0	3	
34	McKay, Conner	0-0	0-0	0-0	0	0	0	0	0	0	0	0	0	0	1	
Team						2 5 7										
Totals		25-56	8-26	13-20	11	29	40	20	71	16	15	3	14	0	200	
FG % 1st Half:		15-34	44.1%	2nd half:	10-22	45.5%	Game:		25-56	44.6%					Deadball Rebounds	
3FG % 1st Half:		5-17	29.4%	2nd half:	3-9	33.3%	Game:		8-26	30.8%					5	
FT % 1st Half:		4-8	50.0%	2nd half:	9-12	75.0%	Game:		13-20	65.0%						

Officials: Pat Adams, Vladimir Voyard-Tadal, Nathan Bemis  
Technical fouls: Arkansas State-Matthews, J.J.; Willis, Christian, Ole Miss-Buffer, KJ.  
Attendance: 8009

Score by periods	1st	2nd	Total
Arkansas State	19	24	43
Ole Miss	39	32	71

Last FG - ASU 2nd-01:26, OM 2nd-00:27.  
Largest lead - ASU by 3 1st-19:20, OM by 29 2nd-13:54.  
ASU led for 01:34, OM led for 37:22. Game was tied for 01:04.

Points	In	Off	2nd	Fast	Bench
	Paint	T/O	Chance	Break	
ASU	14	13	0	3	14
OM	30	21	12	8	16

Score tied - 1 time.  
Lead changed - 1 time.

GAME 3: OLE MISS 85, WESTERN MICHIGAN 58



Official Basketball Box Score -- Game Totals -- Final Statistics  
Western Michigan vs Ole Miss  
11-15-19 6 pm at Oxford, Miss. (The Pavilion at Ole Miss)



Western Michigan 58 • 3-1

#	Player	Total		3-Ptr		Rebounds			PF	TP	A	TO	Blk	Stl	Min	
		FG-FGA	FT-FTA	FG-FGA	FT-FTA	Off	Def	Tot								
30	WHITENS, Jason	2-6	0-3	0-0	3	4	7	0	4	2	1	0	0	1	31	
35	JOHNSON, Brandon	8-12	2-4	3-5	1	3	4	2	21	0	1	0	0	0	24	
22	WRIGHT, Titus	0-0	0-0	2-2	1	1	2	3	2	0	1	0	0	0	20	
03	WHITE, B.Antis	2-11	1-8	1-2	0	0	0	1	6	5	0	2	2	23		
12	FLOWERS, Michael	4-15	1-9	5-6	1	3	4	14	3	5	0	0	3	33		
00	WILKINS, Kawansae	2-5	0-1	2-2	1	2	3	6	1	2	1	1	1	21		
01	BARRS, Chase	0-0	0-0	0-0	0	2	2	1	0	0	0	1	0	13		
02	MARTIN, Adrian	0-1	0-0	0-0	0	1	1	1	0	0	0	0	0	0	3	
04	PRINTY, Jared	0-3	0-3	0-0	1	0	1	2	0	0	1	0	0	0	10	
10	TOLIVER, Luke	0-0	0-0	0-0	0	1	1	0	0	0	0	0	0	0	3	
11	CRUZ JR., Rafael	0-2	0-1	0-0	0	0	0	0	0	1	0	0	0	0	7	
15	EMILLEN, Patrick	1-1	1-1	0-0	0	0	0	2	3	0	1	1	0	5		
20	BoyerRichard, William	0-2	0-2	0-0	0	1	1	0	1	1	0	0	0	4		
24	IKONGSHUL, Adida	1-1	0-0	0-0	0	1	1	0	2	0	1	0	0	3		
Team						4 2 6										
Totals		20-69	5-32	13-17	12	21	33	19	58	9	19	3	5	0	200	
FG % 1st Half:		11-34	32.4%	2nd half:	9-25	36.0%	Game:		20-59	33.9%					Deadball Rebounds	
3FG % 1st Half:		3-16	18.8%	2nd half:	2-16	12.5%	Game:		5-32	15.6%					3	
FT % 1st Half:		7-9	77.8%	2nd half:	6-8	75.0%	Game:		13-17	76.5%						

Ole Miss 85 • 3-0

#	Player	Total		3-Ptr		Rebounds			PF	TP	A	TO	Blk	Stl	Min	
		FG-FGA	FT-FTA	FG-FGA	FT-FTA	Off	Def	Tot								
03	Sy, Khadim	3-5	0-0	2-2	1	1	2	4	8	0	2	1	1	0	20	
05	Buffen, KJ	2-2	0-0	1-2	0	6	6	5	0	1	0	0	0	0	13	
02	Shuler, Devontae	6-12	1-3	3-3	1	3	4	16	3	5	3	1	2	26		
04	Tyree, Breein	7-16	1-4	5-6	0	3	4	20	3	2	0	1	2	29		
15	Rodriguez, Luis	3-4	0-0	4-4	1	5	6	2	10	2	2	0	0	0	26	
01	Crowley, Austin	2-5	2-3	0-0	0	2	2	0	6	2	0	0	0	0	21	
10	Curry, Carlos	2-3	0-0	0-0	1	1	2	0	4	1	0	1	2	11		
11	Miller, Franco	0-1	0-1	0-0	0	1	1	0	0	2	0	0	0	0	4	
13	Williams, Bryce	2-3	0-1	1-3	0	0	0	1	5	0	1	0	1	4		
14	Collum, Antavion	1-2	1-2	0-0	0	1	1	3	3	1	1	0	2	7		
23	Hunter, Sammy	4-6	0-1	0-0	2	2	4	3	8	2	2	0	2	27		
33	McBride, John	0-2	0-0	0-0	2	0	2	0	0	0	0	0	0	2		
Team						1 3 4										
Totals		32-61	5-15	16-20	10	28	38	20	85	16	14	5	10	0	200	
FG % 1st Half:		14-28	50.0%	2nd half:	18-33	54.5%	Game:		32-61	52.5%					Deadball Rebounds	
3FG % 1st Half:		1-5	20.0%	2nd half:	4-10	40.0%	Game:		5-15	33.3%					2	
FT % 1st Half:		11-13	84.6%	2nd half:	5-7	71.4%	Game:		16-20	80.0%						

Officials: Anthony Jordan, Brian Shey, Josue Nieves  
Technical fouls: Western Michigan-None, Ole Miss-None.  
Attendance: 7310

Score by periods	1st	2nd	Total
Western Michigan	32	26	58
Ole Miss	40	45	85

Last FG - WMU 2nd-00:50, OM 2nd-02:14.  
Largest lead - WMU by 8 1st-10:27, OM by 32 2nd-02:14.  
WMU led for 10:21, OM led for 28:24. Game was tied for 01:15.

Score tied - 0 times.  
Lead changed - 1 time.

GAME 2: OLE MISS 68, NORFOLK STATE 55



Official Basketball Box Score -- Game Totals -- Final Statistics  
Norfolk State vs Ole Miss  
11-12-19 6:30 p.m. at The Pavilion at Ole Miss (Oxford, Miss.)



Norfolk State 55 • 2-1

#	Player	Total		3-Ptr		Rebounds			PF	TP	A	TO	Blk	Stl	Min
		FG-FGA	FT-FTA	FG-FGA	FT-FTA	Off	Def	Tot							
22	RICKS, Spirit	2-7	2-5	0-0	0	1	1	2	6	0	2	0	2	0	21
35	SIBIDE, Yoro	2-3	0-0	0-0	1	1	2	5	4	0	1	1	0	13	
04	BRYANT, Joe	2-8	1-4	6-6	2	1	3	2	11	1	0	0	0	31	
11	BISHOP, Jermaine	2-11	2-6	5-6	0	2	2	11	1	2	0	2	0	29	
34	WHITLEY, Steven	3-11	0-3	2-5	3										

BOX SCORES

GAME 5: #16 MEMPHIS 87, OLE MISS 86



Official Basketball Box Score -- Game Totals -- Final Statistics  
Ole Miss vs Memphis  
11/23/19 12:00 pm at



Ole Miss 86 • 4-1,0-0 SEC

#	Player	Total			3-Ptr			Rebounds			PF	TP	A	TO	Blk	Stl	Min
		FG-FGA	FG-FGA	FT-FTA	FG-FGA	FG-FGA	FT-FTA	Off	Def	Tot							
03	Sy,Khadim	f	3-6	1-1	2-2	3	3	6	5	9	2	1	2	2	0	20	
05	Buffen,KJ	f	4-8	1-2	4-7	4	2	6	5	13	0	2	1	1	1	23	
02	Shuler,Devontae	g	3-11	2-6	1-3	0	3	3	3	9	1	2	0	3	31		
04	Tyree,Breein	g	7-20	2-7	8-10	0	4	4	3	24	4	6	0	1	35		
15	Rodriguez,Luis	g	0-3	0-0	0-0	4	1	5	0	0	3	0	0	0	19		
00	Hinson,Blake	g	5-9	4-7	1-2	1	2	3	4	15	2	1	0	0	21		
01	Crowley,Austin	g	1-2	1-2	0-0	0	3	3	3	6	1	0	1	0	22		
13	Williams,Bryce	g	1-4	1-2	4-4	0	0	0	2	7	1	1	0	0	10		
14	Collum,Antavion	g	0-0	0-0	2-2	1	2	3	2	0	1	0	0	0	7		
23	Hunter,Sammy	g	2-3	0-0	0-0	0	1	1	2	4	0	0	0	0	12		
Team						3	1	4			1						
Totals			26-66	12-27	22-30	16	22	38	30	86	16	16	3	8	200		
FG % 1st Half:		12-33	36.4%	2nd half:	14-33	42.4%	Game:		26-66	39.4%	Deadball						
3FG % 1st Half:		6-14	42.9%	2nd half:	6-13	46.2%	Game:		12-27	44.4%	Rebounds						
FT % 1st Half:		8-13	61.5%	2nd half:	14-17	82.4%	Game:		22-30	73.3%	1.2						

Memphis 87 • 5-1,0-0 AAC

#	Player	Total			3-Ptr			Rebounds			PF	TP	A	TO	Blk	Stl	Min
		FG-FGA	FG-FGA	FT-FTA	FG-FGA	FG-FGA	FT-FTA	Off	Def	Tot							
14	Isatah Maurice	f	1-1	0-0	0-0	0	0	0	2	2	0	1	0	1	0	11	
55	Precious Achiuwa	f	10-16	0-0	5-10	6	5	11	2	25	1	3	2	3	32		
05	Boogie Ellis	g	0-5	0-2	0-2	0	2	2	4	0	2	0	0	3	18		
10	Damion Baugh	g	1-2	0-0	4-4	0	4	4	6	2	5	0	0	0	23		
11	Lester Quinones	g	1-1	0-0	0-0	0	0	0	0	2	1	1	0	1	9		
00	D.J. Jeffries	g	10-18	0-2	3-4	0	4	4	3	23	1	2	2	0	34		
01	Tyler Harris	g	4-9	3-7	4-7	0	0	0	4	15	0	0	0	2	23		
02	Alex Lomax	g	3-5	0-0	8-9	1	6	7	2	14	7	3	1	0	29		
15	Lance Thomas	g	0-1	0-0	0-0	2	3	5	4	0	1	1	3	2	9		
25	Jayden Hardaway	g	0-0	0-0	0-0	0	0	0	1	0	0	0	0	0	12		
Team						1	4	5									
Totals			30-58	3-11	24-36	10	28	38	26	87	15	16	9	11	200		
FG % 1st Half:		15-27	55.6%	2nd half:	15-31	48.4%	Game:		30-58	51.7%	Deadball						
3FG % 1st Half:		1-5	20.0%	2nd half:	2-6	33.3%	Game:		3-11	27.3%	Rebounds						
FT % 1st Half:		14-18	77.8%	2nd half:	10-18	55.6%	Game:		24-36	66.7%	6.3						

Officials: Gerald Williams,K.B. Burdett Jr.,Chuck Jones  
Technical fouls: Ole Miss-None, Memphis-D.J. Jeffries.  
Attendance: 17875  
2019-20 Men's Basketball. Round: 0. Memphis vs Ole Miss. Played at FedExForum.

Score by periods	1st	2nd	Total
Ole Miss	38	48	86
Memphis	45	42	87

Last FG - OM 2nd-00:00, MEM 2nd-00:01.  
Largest lead - OM by 4 1st-17:15, MEM by 16 2nd-11:19.  
OM led for 09:52, MEM led for 24:58. Game was tied for 05:10.

In Off 2nd Fast  
Paint T/O Chance Break Bench  
Points 20 14 9 14 31  
OM MEM 52 13 10 20 52

GAME 6: OLE MISS 74, PENN STATE 72



Official Basketball Box Score -- Game Totals -- Final Statistics  
Ole Miss vs Penn St.  
11/27/19 4:00 pm at



Ole Miss 74 • 5-1,0-0 SEC

#	Player	Total			3-Ptr			Rebounds			PF	TP	A	TO	Blk	Stl	Min
		FG-FGA	FG-FGA	FT-FTA	FG-FGA	FG-FGA	FT-FTA	Off	Def	Tot							
03	Sy,Khadim	f	3-8	0-1	2-3	2	6	8	4	8	1	2	0	0	0	25	
05	Buffen,KJ	f	6-13	0-0	1-2	4	5	9	1	13	6	0	1	4	39		
00	Hinson,Blake	g	6-10	3-5	2-2	1	5	6	5	17	2	3	0	0	30		
02	Shuler,Devontae	g	0-5	0-0	0-0	0	3	3	0	0	3	2	0	1	26		
04	Tyree,Breein	g	7-18	1-7	3-5	0	5	5	1	18	0	3	1	0	33		
01	Crowley,Austin	g	0-1	0-0	0-0	0	0	0	0	0	1	3	0	1	11		
13	Williams,Bryce	g	3-6	3-3	6-6	1	0	1	1	15	1	2	1	1	20		
14	Collum,Antavion	g	0-0	0-0	0-0	0	1	1	3	0	0	0	0	1	12		
23	Hunter,Sammy	g	1-1	0-0	1-1	0	0	0	3	3	0	0	0	0	4		
Team						3	2	5									
Totals			26-62	7-16	15-19	11	27	38	18	74	14	15	3	8	200		
FG % 1st Half:		10-25	40.0%	2nd half:	16-37	43.2%	Game:		26-62	41.9%	Deadball						
3FG % 1st Half:		1-5	20.0%	2nd half:	6-11	54.5%	Game:		7-16	43.8%	Rebounds						
FT % 1st Half:		6-10	60.0%	2nd half:	9-9	100.0%	Game:		15-19	78.9%	2.1						

Penn St. 72 • 5-1,0-0 Big Ten

#	Player	Total			3-Ptr			Rebounds			PF	TP	A	TO	Blk	Stl	Min
		FG-FGA	FG-FGA	FT-FTA	FG-FGA	FG-FGA	FT-FTA	Off	Def	Tot							
11	Lamar Stevens	f	7-16	1-3	7-8	2	5	7	4	22	1	3	2	0	31		
24	Mike Watkins	c	8-11	0-0	2-4	3	9	12	2	18	1	2	8	4	27		
00	Myreon Jones	g	5-10	2-6	0-0	0	3	3	2	12	5	2	0	0	35		
02	Myles Dread	g	0-4	0-4	0-0	0	3	3	0	2	2	0	1	24			
05	Jamari Wheeler	g	3-5	0-1	2-2	0	3	3	4	8	4	3	0	1	31		
01	Seth Lundy	g	0-1	0-0	0-0	0	0	0	0	0	0	0	2	1	7		
04	Curtis Jones	g	2-7	2-4	0-0	0	0	0	0	6	0	0	0	0	13		
12	Izaiah Brockington	g	1-4	0-1	2-2	1	2	3	1	4	1	3	0	1	22		
21	John Harrack	g	0-0	0-0	2-2	0	0	0	3	2	1	1	0	2	10		
Team						0	2	2									
Totals			26-58	5-19	15-18	6	27	33	20	72	16	16	12	10	200		
FG % 1st Half:		16-30	53.3%	2nd half:	10-28	35.7%	Game:		26-58	44.8%	Deadball						
3FG % 1st Half:		3-8	37.5%	2nd half:	2-11	18.2%	Game:		5-19	26.3%	Rebounds						
FT % 1st Half:		8-10	80.0%	2nd half:	7-8	87.5%	Game:		15-18	83.3%	1						

Officials: Justin Porterfield,Bo Boroski,Pat Driscoll  
Technical fouls: Ole Miss-None, Penn St.-None.  
Attendance:  
2019-20 Men's Basketball. Round: 0. Ole Miss vs Penn St.. Played at .

Score by periods	1st	2nd	Total
Ole Miss	27	47	74
Penn St.	43	29	72

Last FG - OM 2nd-00:26, PSU 2nd-00:38.  
Largest lead - OM by 2 2nd-00:13, PSU by 21 2nd-16:23.  
OM led for 00:13, PSU led for 37:05. Game was tied for 02:42.

In Off 2nd Fast  
Paint T/O Chance Break Bench  
Points 26 16 15 12 18  
OM PSU 38 15 6 21 12

GAME 7: OKLAHOMA STATE 78, OLE MISS 37



Official Basketball Box Score -- Game Totals -- Final Statistics  
Ole Miss vs Oklahoma St.  
11/29/19 9:00 pm at



Ole Miss 37 • 5-2,0-0 SEC

#	Player	Total			3-Ptr			Rebounds			PF	TP	A	TO	Blk	Stl	Min
		FG-FGA	FG-FGA	FT-FTA	FG-FGA	FG-FGA	FT-FTA	Off	Def	Tot							
03	Sy,Khadim	f	2-2	0-0	0-0	1	0	1	2	4	0	1	0	1	15		
05	Buffen,KJ	f	2-11	0-0	0-0	1	4	5	4	4	2	3	0	2	32		
00	Hinson,Blake	g	2-8	0-5	1-2	3	3	6	0	5	0	4	0	0	25		
02	Shuler,Devontae	g	1-8	0-3	1-2	1	6	7	0	3	5	2	0	1	30		
04	Tyree,Breein	g	3-11	1-4	0-0	1	4	5	1	7	0	5	0	0	28		
01	Crowley,Austin	g	1-4	0-2	1-1	1	0	1	0	3	0	0	0	1	17		
11	Murry,Carlos	g	0-1	0-0	0-0	0	2	2	0	0	0	1	0	0	5		
10	Callan,Franco	g	0-1	0-1	0-0	0	2	2	0	0	0	2	0	0	4		
13	Williams,Bryce	g	1-4	0-2	0-2	0	0	0	2	2	0	1	1	1	14		
14	Collum,Antavion	g	2-4	0-2	3-4	0	2	2	1	7	0	0	0	1	10		
23	Hunter,Sammy	g	1-3	0-0	0-0	0	3	3	2	2	2	1	0	0	18		
33	McBride,Joehnn	g	0-1	0-1	0-0	0	0	0	0	0	0	0	0	0	2		
Team						1	2	3									
Totals			15-58	1-20	6-11	9	28										

BOX SCORES

GAME 9: OLE MISS 83, CSU BAKERSFIELD 67



Official Basketball Box Score -- Game Totals -- Final Statistics  
 CSU Bakersfield vs Ole Miss  
 12/17/19 1 p.m. at Oxford, Miss. (The Pavilion at Ole Miss)



CSU Bakersfield 67 • 4-7

#	Player	Total			3-Ptr			Rebounds			PF	TP	A	TO	Blk	Stl	Min
		FG-FGA	FG-FGA	FT-FTA	FG-FGA	FG-FGA	FT-FTA	Off	Def	Tot							
25	Person Jr.,Darrin	1-1	0-0	0-0	1	0	1	2	0	2	0	0	0	0	0	8	
32	Stith,Shawn	4-4	0-0	7-10	3	2	5	2	15	1	1	0	0	0	0	24	
04	Moore,Taze	7-12	1-5	2-4	0	5	5	3	17	1	0	0	2	2	27		
05	Perry,Czar	6-12	0-0	4-8	0	2	2	4	16	8	3	0	1	1	35		
13	Buckingham,DeMonte	2-5	2-4	0-0	1	4	5	4	6	2	1	0	0	0	32		
00	Readus,Ronne	1-1	0-0	4-4	2	2	4	2	6	1	0	1	0	1	17		
03	Allen,Cam	0-1	0-0	0-0	0	0	0	0	0	0	0	0	0	0	2		
10	Edler-Davis,Justin	0-2	0-2	0-0	1	1	2	4	0	2	1	0	0	0	17		
21	Lee,Greg	1-4	0-0	0-0	2	0	2	1	2	1	0	1	0	0	11		
22	McCall,Justin	1-5	0-1	1-4	1	4	5	2	3	1	1	0	0	0	27		
Team						1		0		1		2					
Totals		23-47		3-12		18-30		12		20		32		25		67	
FG % 1st Half:		12:24		50.0%		2nd half:		11:23		47.8%		Game:		23-47		48.9%	
3FG % 1st Half:		3-5		60.0%		2nd half:		0-7		0.0%		Game:		3-12		25.0%	
FT % 1st Half:		10-14		71.4%		2nd half:		8-16		50.0%		Game:		18-30		60.0%	
Deadball Rebounds																7	

Ole Miss 83 • 6-3

#	Player	Total			3-Ptr			Rebounds			PF	TP	A	TO	Blk	Stl	Min
		FG-FGA	FG-FGA	FT-FTA	FG-FGA	FG-FGA	FT-FTA	Off	Def	Tot							
00	Hinson,Blake	6-8	2-3	9-12	0	2	2	2	23	1	1	1	0	1	0	39	
03	Sy,Khadim	4-5	1-1	1-3	2	5	7	5	10	0	1	0	1	1	17		
05	Buffen,KJ	5-7	0-1	0-3	0	3	3	1	10	2	1	1	1	1	37		
02	Shuler,Devontae	6-12	3-7	0-0	1	3	4	1	15	6	0	0	1	1	36		
04	Tyree,Breien	4-10	1-4	11-14	1	1	2	2	20	6	1	0	1	0	18		
01	Crowley,Austin	0-1	0-1	2-2	0	0	0	3	2	3	0	0	0	0	11		
10	Curry,Carlos	0-0	0-0	0-0	0	0	0	0	0	0	0	0	0	0	2		
13	Williams,Bryce	0-0	0-0	0-0	0	0	0	1	0	0	2	0	0	0	6		
14	Collum,Antavion	0-1	0-1	0-0	0	0	0	0	0	0	0	0	0	0	3		
23	Hunter,Sammy	1-1	0-0	1-2	0	0	0	4	3	0	0	0	0	0	11		
Team		2-3		5		2		3		5							
Totals		26-45		7-18		24-36		6		17		23		19		83	
FG % 1st Half:		12:24		50.0%		2nd half:		14:21		66.7%		Game:		26-45		57.8%	
3FG % 1st Half:		4-13		30.8%		2nd half:		3-5		60.0%		Game:		7-18		38.9%	
FT % 1st Half:		10-14		71.4%		2nd half:		12:21		57.1%		Game:		24-36		66.7%	
Deadball Rebounds																5	

Officials: Don Dally, Wil Howard, Patrick Evans  
 Technical fouls: CSU Bakersfield-TEAM 2, Ole Miss-None.  
 Attendance: 6276

Score by periods	1st	2nd	Total
CSU Bakersfield	37	30	67
Ole Miss	40	43	83

Points	In	Off	2nd	Fast	Bench
CSUB	Paint	T/O	Chance	Break	
OM	34	9	12	2	11
OM	28	14	2	2	5

Last FG - CSUB 2nd-03:41, OM 2nd-00:41.  
 Largest lead - CSUB None, OM by 17 2nd-00:41.  
 CSUB led for 00:00, OM led for 39:10, Game was tied for 00:50.

Score tied - 0 times.  
 Lead changed - 0 times.

GAME 11: OLE MISS 83, SOUTHEASTERN LOUISIANA 76



Official Basketball Box Score -- Game Totals -- Final Statistics  
 Southeastern Louisiana vs Ole Miss  
 12-21-19 1 p.m. CT at Jackson, Miss. (Mississippi Coliseum)



Southeastern Louisiana 76 • 3-8

#	Player	Total			3-Ptr			Rebounds			PF	TP	A	TO	Blk	Stl	Min
		FG-FGA	FG-FGA	FT-FTA	FG-FGA	FG-FGA	FT-FTA	Off	Def	Tot							
13	Diop,Pape	2-4	0-0	0-0	2	1	3	5	4	1	1	0	0	0	0	17	
25	Brewer,Tyron	13-17	4-5	0-2	0	6	6	1	30	0	2	0	0	0	29		
00	Butler,LaQuan	5-9	2-3	0-1	0	0	0	5	12	4	4	0	0	0	25		
05	Smith,Byron	2-2	1-1	0-0	0	0	0	3	5	5	2	0	0	0	28		
10	Julien,Von	1-3	0-0	0-0	0	2	2	3	2	8	3	0	1	1	29		
02	Kirby,Isiah	2-4	0-1	0-0	1	3	4	1	4	3	2	0	0	0	18		
03	Romanov,Maxim	1-1	0-0	0-0	0	0	0	2	2	1	0	0	0	0	6		
04	Starwood,Maxwell	2-7	0-0	0-0	1	1	2	5	4	1	2	0	0	0	17		
20	Gonzalez,Brandon	2-5	2-4	2-2	0	3	3	1	8	1	0	0	0	0	16		
22	Caldwell,Nick	2-3	1-1	0-0	0	1	1	0	5	0	0	0	0	0	15		
Team		1-2		3		2		3		26		76		24		16	
Totals		32-55		10-15		2-5		5		19		24		26		76	
FG % 1st Half:		17:28		60.7%		2nd half:		15:27		55.6%		Game:		32-55		58.2%	
3FG % 1st Half:		7-8		87.5%		2nd half:		3-7		42.9%		Game:		10-15		66.7%	
FT % 1st Half:		0-0		0.0%		2nd half:		2-5		40.0%		Game:		2-5		40.0%	
Deadball Rebounds																0,1	

Ole Miss 83 • 8-3

#	Player	Total			3-Ptr			Rebounds			PF	TP	A	TO	Blk	Stl	Min
		FG-FGA	FG-FGA	FT-FTA	FG-FGA	FG-FGA	FT-FTA	Off	Def	Tot							
03	Sy,Khadim	7-11	1-2	5-5	2	5	7	2	20	0	2	1	0	0	27		
05	Buffen,KJ	3-5	0-0	3-4	6	3	9	0	9	5	2	0	0	0	32		
00	Hinson,Blake	5-9	3-7	0-1	3	2	5	2	13	1	1	1	0	0	30		
02	Shuler,Devontae	4-8	1-5	2-5	1	3	4	3	11	6	0	2	2	2	36		
04	Tyree,Breien	5-15	2-8	2-4	1	0	1	2	14	5	2	0	0	0	37		
01	Crowley,Austin	2-4	0-1	1-2	1	1	2	2	5	2	4	0	1	1	13		
11	Miller,Franco	0-2	0-1	0-0	0	2	2	1	0	0	0	0	0	0	9		
13	Williams,Bryce	1-1	0-0	2-2	0	1	1	0	4	0	0	0	0	1	3		
23	Hunter,Sammy	3-3	0-0	1-2	0	2	2	1	7	0	2	0	0	0	13		
Team		1-2		3		2		3		13		83		19		43	
Totals		30-58		7-24		16-25		15		21		36		13		83	
FG % 1st Half:		17:31		54.8%		2nd half:		13:27		48.1%		Game:		30-58		51.7%	
3FG % 1st Half:		4-13		30.8%		2nd half:		3-11		27.3%		Game:		7-24		29.2%	
FT % 1st Half:		4-8		50.0%		2nd half:		12:17		70.6%		Game:		16-25		64.0%	
Deadball Rebounds																2	

Officials: Byron Jarrett, Josue Nieves, Errol Lewis  
 Technical fouls: Southeastern Louisiana-None, Ole Miss-None.  
 Attendance: 2042

Score by periods	1st	2nd	Total
Southeastern Louisiana	41	35	76
Ole Miss	42	41	83

Points	In	Off	2nd	Fast	Bench
SLU	Paint	T/O	Chance	Break	
OM	32	14	6	4	23
OM	30	28	20	4	16

Last FG - SLU 2nd-00:07, OM 2nd-00:50.  
 Largest lead - SLU by 6 1st-12:35, OM by 10 2nd-06:42.  
 SLU led for 12:54, OM led for 23:03, Game was tied for 04:03.

Score tied - 7 times.  
 Lead changed - 4 times.

GAME 10: OLE MISS 82, MIDDLE TENNESSEE 64



Official Basketball Box Score -- Game Totals -- Final Statistics  
 Middle Tennessee vs Ole Miss  
 12/14/19 2 p.m. CT at Oxford, Miss. (The Pavilion at Ole Miss)



Middle Tennessee 64 • 4-7

#	Player	Total			3-Ptr			Rebounds			PF	TP	A	TO	Blk	Stl	Min
		FG-FGA	FG-FGA	FT-FTA	FG-FGA	FG-FGA	FT-FTA	Off	Def	Tot							
04	Jackson,Tyson	7-7	0-0	0-1	4	4	8	3	14	1	2	0	0	0	31		
03	Sims,Donovan	6-11	0-1	2-5	1	2	3	2	14	7	2	0	0	3	34		
13	Johnson,Jayce	1-5	0-1	4-5	0	4	4	4	6	1	2	0	0	0	24		
23	Jones,C.J.	9-17	3-7	2-3	0	4	4	2	23	2	1	1	1	35			
55	Green,Antonio	2-9	0-5	0-1	1	1	2	5	4	2	2	0	1	0	36		
00	Crump,Anthony	1-3	0-0	0-1	0	3	3	2	2	0	1	0	0	0	17		
01	Millin,Tyler	0-2	0-2	0-0	0	3	3	0</									

BOX SCORES

GAME 13: #23 WICHITA STATE 74, OLE MISS 54



Official Basketball Box Score -- Game Totals -- Final Statistics  
Ole Miss vs Wichita St.  
01/04/20 3:00 pm at



Ole Miss 54 • 9-4,0-0 SEC

#	Player	Total			3-Ptr			Rebounds			PF	TP	A	TO	Blk	Stl	Min
		FG-FGA	FG-FGA	FT-FTA	FG-FGA	FG-FGA	FT-FTA	Off	Def	Tot							
03	Sy,Khadim	f	4-8	0-1	4-5	2	3	5	2	12	0	2	3	0	0	23	
05	Buffen,KJ	f	1-5	0-1	2-2	1	0	1	5	4	0	2	1	1	20		
00	Hinson,Blake	g	2-5	0-2	3-3	1	3	4	4	7	0	4	0	0	21		
02	Shuler,Devontae	g	4-12	2-5	2-3	3	2	5	2	12	2	4	0	2	39		
04	Tyree,Breelin	g	2-9	1-2	4-4	0	3	3	3	9	2	2	0	0	32		
01	Crowley,Austin	g	1-2	0-1	0-0	0	1	1	0	2	0	0	0	0	7		
10	Curry,Carlos	g	0-0	0-0	0-0	0	0	0	0	0	0	0	0	0	2		
11	Miller,Franco	g	1-2	0-1	0-0	0	2	2	2	2	1	0	0	0	16		
14	Collum,Antavion	g	1-4	1-4	1-2	0	3	3	0	4	0	0	0	1	25		
23	Hunter,Sammy	g	0-5	0-1	2-4	0	1	1	2	2	0	0	0	0	15		
Team						2 3 5											
Totals			16-52	4-18	18-23	9	21	30	20	54	5	14	4	4	200		

FG % 1st Half: 7-25 28.0% 2nd half: 9-27 33.3% Game: 16-52 30.8% Deadball Rebounds 4  
3FG % 1st Half: 2-7 28.6% 2nd half: 2-11 18.2% Game: 4-18 22.2%  
FT % 1st Half: 8-10 80.0% 2nd half: 10-13 76.9% Game: 18-23 78.3%

Wichita St. 74 • 13-1,1-0 AAC

#	Player	Total			3-Ptr			Rebounds			PF	TP	A	TO	Blk	Stl	Min
		FG-FGA	FG-FGA	FT-FTA	FG-FGA	FG-FGA	FT-FTA	Off	Def	Tot							
05	Trey Wade	f	3-5	0-1	1-3	1	5	6	0	7	1	1	1	1	32		
21	Jaime Echenique	c	2-5	0-2	3-3	1	5	6	2	7	1	1	0	0	26		
01	Tyson Etienne	g	0-2	0-2	2-2	0	0	0	4	2	1	0	1	1	12		
02	Jamarious Burton	g	6-8	1-1	3-3	3	2	5	2	16	4	4	0	2	36		
10	Erik Stevenson	g	9-15	5-11	6-7	0	6	6	2	29	0	3	0	3	34		
00	Dexter Dennis	g	0-2	0-1	0-0	0	1	1	4	0	0	0	0	0	10		
03	DeAntoni Gordon	g	0-0	0-0	0-0	0	0	0	0	0	0	0	0	0	0+		
14	Noah Fernandes	g	0-1	0-1	0-0	0	0	0	1	0	0	0	0	0	2		
24	Morris Udeze	g	0-1	0-0	3-7	1	5	6	3	3	1	0	0	1	14		
33	Asbjorn Midtgaard	g	0-0	0-0	0-0	0	0	0	0	0	0	0	0	0	0+		
52	Grant Sherfield	g	3-9	0-2	4-8	2	3	5	1	10	1	1	0	0	34		
Team						2 1 3											
Totals			23-48	6-21	22-33	10	28	38	19	74	9	12	2	8	200		

FG % 1st Half: 12-26 46.2% 2nd half: 11-22 50.0% Game: 23-48 47.9% Deadball Rebounds 5  
3FG % 1st Half: 5-16 31.3% 2nd half: 1-5 20.0% Game: 6-21 28.6%  
FT % 1st Half: 10-13 76.9% 2nd half: 12-20 60.0% Game: 22-33 66.7%

Officials: Robert Felder,Tony Greene,Doug Shows  
Technical fouls: Ole Miss-TEAM, Wichita St.-None.  
Attendance: 10506  
2019-20 Men's Basketball. Round: 0. Ole Miss vs Wichita St. Played at Charles

Score by periods	1st	2nd	Total
Ole Miss	24	30	54
Wichita St.	39	35	74

	In	Off	2nd	Fast	Bench
Points	Paint	T/O	Chance	Break	
OM	16	1	11	4	10
WSU	24	20	13	9	13

Last FG - OM 2nd-00:40, WSU 2nd-00:48.  
Largest lead - OM by 1 1st-19:22, WSU by 23 2nd-00:48.  
OM led for 00:18, WSU led for 38:57, Game was tied for 00:15.  
Score tied - 0 times.  
Lead changed - 2 times.

GAME 15: ARKANSAS 76, OLE MISS 72



Official Basketball Box Score -- Game Totals -- Final Statistics  
Arkansas vs Ole Miss  
01-11-20 5 p.m. CT at Oxford, Miss. (The Pavilion at Ole Miss)



Arkansas 76 • 13-2, 2-1 SEC

#	Player	Total			3-Ptr			Rebounds			PF	TP	A	TO	Blk	Stl	Min
		FG-FGA	FG-FGA	FT-FTA	FG-FGA	FG-FGA	FT-FTA	Off	Def	Tot							
02	Bailey,Adrio	f	3-6	0-1	2-2	0	5	5	4	8	1	0	2	0	26		
01	Joe,Isiah	g	11-18	7-13	5-5	0	4	4	0	34	2	2	2	2	39		
03	Sills,Desi	g	4-8	0-1	1-2	1	2	3	2	9	0	0	0	0	33		
15	Jones,Mason	g	3-12	1-4	6-6	0	6	6	2	13	9	4	0	3	38		
33	Whitt Jr.,Jimmy	g	2-9	0-0	7-8	2	1	3	3	11	0	2	0	2	39		
00	Cylla,Jeantal	g	0-2	0-0	1-4	1	4	5	2	1	0	1	0	0	11		
05	Harris,Jalen	g	0-1	0-1	0-0	1	1	2	4	0	1	0	0	0	10		
35	Chaney,Reggie	g	0-0	0-0	0-0	0	0	0	1	0	0	1	0	0	4		
Team						5 23 28											
Totals			23-56	8-20	22-27	5	23	28	18	76	13	10	4	7	200		

FG % 1st Half: 8-30 26.7% 2nd half: 15-26 57.7% Game: 23-56 41.1% Deadball Rebounds 2  
3FG % 1st Half: 3-12 25.0% 2nd half: 5-8 62.5% Game: 8-20 40.0%  
FT % 1st Half: 8-13 61.5% 2nd half: 14-14 100.0% Game: 22-27 81.5%

Ole Miss 72 • 9-6, 0-2 SEC

#	Player	Total			3-Ptr			Rebounds			PF	TP	A	TO	Blk	Stl	Min
		FG-FGA	FG-FGA	FT-FTA	FG-FGA	FG-FGA	FT-FTA	Off	Def	Tot							
03	Sy,Khadim	f	1-2	0-0	6-6	2	6	8	1	8	1	4	1	0	19		
05	Buffen,KJ	f	4-6	0-0	4-4	4	6	10	5	12	0	2	2	0	28		
00	Hinson,Blake	g	4-10	1-5	4-4	1	4	5	4	13	0	3	0	0	32		
02	Shuler,Devontae	g	4-11	0-4	2-2	2	9	11	3	10	2	2	1	2	36		
04	Tyree,Breelin	g	8-20	2-3	9-10	0	3	3	3	27	1	1	0	2	39		
01	Crowley,Austin	g	0-1	0-0	0-0	0	1	1	2	0	2	0	0	1	14		
11	Miller,Franco	g	0-1	0-1	0-0	0	0	0	4	0	0	3	0	0	24		
23	Hunter,Sammy	g	1-3	0-0	0-0	0	0	0	2	2	0	0	0	0	8		
Team						1 1 2											
Totals			22-54	3-13	25-26	10	30	40	24	72	6	16	4	5	200		

FG % 1st Half: 10-26 38.5% 2nd half: 12-28 42.9% Game: 22-54 40.7% Deadball Rebounds 0.1  
3FG % 1st Half: 3-8 37.5% 2nd half: 0-5 0.0% Game: 3-13 23.1%  
FT % 1st Half: 10-11 90.9% 2nd half: 15-15 100.0% Game: 25-26 96.2%

Officials: Doug Shows, Wil Howard, Olands Poole  
Technical fouls: Arkansas-None, Ole Miss-None.  
Attendance: 8233

Score by periods	1st	2nd	Total
Arkansas	27	49	76
Ole Miss	33	39	72

	In	Off	2nd	Fast	Bench
Points	Paint	T/O	Chance	Break	
ARK	20	21	3	11	1
OM	30	7	10	4	2

Last FG - ARK 2nd-02:17, OM 2nd-00:12.  
Largest lead - ARK by 9 1st-16:16, OM by 11 2nd-15:14.  
ARK led for 14:57, OM led for 22:24, Game was tied for 02:36.  
Score tied - 7 times.  
Lead changed - 9 times.

GAME 14: TEXAS A&M 57, OLE MISS 47



Official Basketball Box Score -- Game Totals -- Final Statistics  
Ole Miss vs Texas A&M  
01/07/20 8:00 pm at



Ole Miss 47 • 9-5,0-1 SEC

#	Player	Total			3-Ptr			Rebounds			PF	TP	A	TO	Blk	Stl	Min
		FG-FGA	FG-FGA	FT-FTA	FG-FGA	FG-FGA	FT-FTA	Off	Def	Tot							
03	Sy,Khadim	f	1-5	0-1	1-2	2	1	3	4	3	0	1	0	1	24		
05	Buffen,KJ	f	0-3	0-0	0-0	1	3	4	0	1	1	0	1	0	32		
00	Hinson,Blake	g	1-9	0-6	0-0	1	2	3	2	1	0	0	0	0	28		
02	Shuler,Devontae	g	5-18	1-5	1-2	1	4	5	2	12	6	3	0	2	40		
04	Tyree,Breelin	g	10-19	6-13	0-1	0	3	3	3	26	2	4	0	2	33		
01	Crowley,Austin	g	0-1	0-1	2-2	1	2	3	0	2	0	0	0	0	8		
11	Miller,Franco	g	0-1	0-1	0-0	0	3	3	2	0	0	0	0	0	16		
14	Collum,Antavion	g	0-1	0-0	0-0	0	3	3	0	0	0	0	0	0	12		
23	Hunter,Sammy	g	1-3	0-0	0-0	2	0	2	2	2	0	0	0	0	7		
Team						1 3 4											
Totals			18-60	7-27	4-7	12	24	36	20	47	12	10	0	6	200		

FG % 1st Half: 11-27 40.7% 2nd half: 7-33 21.2% Game: 18-60 30.0% Deadball Rebounds 0  
3FG % 1st Half: 5-14 35.7% 2nd half: 2-13 15.4% Game: 7-27 25.9%  
FT % 1st Half: 2-3 66.7% 2nd half: 2-4 50.0% Game: 4-7 57.1%

Texas A&M 57 • 7-6,1-1 SEC

#	Player	Total			3-Ptr			Rebounds			PF	TP	A	TO	Blk	Stl	Min
		FG-FGA	FG-FGA	FT-FTA	FG-FGA	FG-FGA	FT-FTA	Off	Def	Tot							
05	Emanuel Miller	f	0-2	0-0	2-2	2	7	9	0	2	0	1	0	0	23		
32	Josh Nebo	f	5-5	0-0	7-9	2	7	9	3	17	0	2	4	0	30		
01	Savion Flagg	g	4-10	1-5	2-2	2	5	7	2	11	3	4	2	0	38		
11	Wendell Mitchell	g	4-11	1-4</													

BOX SCORES

GAME 17: LSU 80, OLE MISS 76

Official Basketball Box Score -- Game Totals -- Final Statistics  
 LSU vs Ole Miss  
 01/18/20 7:00 pm at Oxford, MS



LSU 80 • 13-4,5-0 SEC

#	Player	Total			3-Ptr			Rebounds			PF	TP	A	TO	Blk	Stl	Min
		FG-FGA	FG-FGA	FT-FTA	FG-FGA	FG-FGA	FT-FTA	Off	Def	Tot							
00	Days,Darius	1-2	1-2	0-0	0	3	3	5	3	1	3	0	0	17			
02	Watford,Trendon	2-9	0-3	2-2	2	8	10	1	6	1	2	1	33				
05	Williams,Emmitt	5-11	0-0	7-7	3	4	7	2	17	0	3	2	33				
01	Smart,Javonte	7-14	4-8	2-2	0	6	6	3	20	3	5	0	36				
04	Mays,Skylar	5-11	0-3	5-6	1	5	6	3	15	4	3	0	29				
10	Bishop,James	0-1	0-0	0-0	0	1	1	0	0	0	0	0	1				
12	Graves,Marshall	0-0	0-0	0-0	0	0	0	0	0	0	0	0	2				
14	Taylor,Marlon	2-6	1-2	8-10	4	2	6	3	13	1	0	2	32				
15	Hyatt,Aundre	2-3	2-3	0-0	0	3	3	0	6	0	0	0	17				
	Team				2	3	5										
	Totals	24-57	8-21	24-27	12	35	47	17	80	10	16	5	3	200			

FG % 1st Half: 10-28 35.7% 2nd half: 14-29 48.3% Game: 24-57 42.1%  
 3FG % 1st Half: 3-10 30.0% 2nd half: 5-11 45.5% Game: 8-21 38.1%  
 FT % 1st Half: 13-15 86.7% 2nd half: 11-12 91.7% Game: 24-27 88.9%

Deadball Rebounds 1

Ole Miss 76 • 9-8,0-4 SEC

#	Player	Total			3-Ptr			Rebounds			PF	TP	A	TO	Blk	Stl	Min
		FG-FGA	FG-FGA	FT-FTA	FG-FGA	FG-FGA	FT-FTA	Off	Def	Tot							
03	Sy,Khadim	5-8	0-1	0-1	1	5	6	5	10	1	2	1	29				
05	Buffen,KJ	4-8	0-1	0-4	1	4	5	3	8	1	2	0	20				
00	Hinson,Blake	5-15	3-8	0-0	3	1	4	2	13	4	1	0	38				
02	Shuler,Devontae	2-7	2-5	0-3	0	4	4	1	6	2	1	0	32				
04	Tyree,Breelin	12-20	3-6	9-9	0	3	3	4	36	4	2	0	39				
10	Crowley,Austin	0-1	0-0	0-2	0	2	2	2	0	6	1	0	20				
01	Curry,Carlos	0-1	0-0	0-0	0	0	0	2	0	0	0	0	4				
13	Williams,Bryce	1-4	1-1	0-0	0	2	2	2	3	1	0	1	17				
14	Collum,Antavion	0-1	0-1	0-0	0	0	0	0	0	0	0	0	1				
	Team				3	2	5										
	Totals	29-65	9-23	9-19	8	23	31	21	76	19	10	1	10	200			

FG % 1st Half: 15-36 41.7% 2nd half: 14-29 48.3% Game: 29-65 44.6%  
 3FG % 1st Half: 4-11 36.4% 2nd half: 5-12 41.7% Game: 9-23 39.1%  
 FT % 1st Half: 2-4 50.0% 2nd half: 7-15 46.7% Game: 9-19 47.4%

Deadball Rebounds 3

Officials: R.B. Clyburn,K.B. Burdett,Ted Valentine  
 Technical fouls: LSU-Smart,Javonte. Ole Miss-None.  
 Attendance: 9043  
 2019-20 Men's Basketball. Round: 0. LSU vs Ole Miss. Played at The Pavilion at

Score by periods	1st	2nd	Total
LSU	36	44	80
Ole Miss	36	40	76

Last FG - LSU 2nd-00:52. OM 2nd-00:17.  
 Largest lead - LSU by 10 2nd-12:53. OM by 9 1st-11:04.  
 LSU led for 14:50. OM led for 20:18. Game was tied for 04:52.

Score tied - 7 times.  
 Lead changed - 11 times.

GAME 19: OLE MISS 70, GEORGIA 60

Official Basketball Box Score -- Game Totals -- Final Statistics  
 Ole Miss vs Georgia  
 01/25/20 5:30 pm at Athens, GA



Ole Miss 70 • 10-9,1-5 SEC

#	Player	Total			3-Ptr			Rebounds			PF	TP	A	TO	Blk	Stl	Min
		FG-FGA	FG-FGA	FT-FTA	FG-FGA	FG-FGA	FT-FTA	Off	Def	Tot							
03	Sy,Khadim	6-12	1-1	3-4	2	2	4	3	16	0	2	1	0	28			
05	Buffen,KJ	5-6	0-1	4-4	1	3	4	3	14	1	1	1	28				
00	Hinson,Blake	3-6	1-2	2-2	1	5	6	4	9	1	3	2	36				
02	Shuler,Devontae	1-5	0-0	1-2	0	6	6	2	3	2	2	0	32				
04	Tyree,Breelin	8-15	1-2	3-5	0	4	4	3	20	4	2	0	37				
01	Crowley,Austin	0-1	0-0	0-0	0	0	0	0	0	1	0	0	11				
13	Williams,Bryce	3-4	2-3	0-0	0	0	0	3	8	0	1	0	26				
23	Hunter,Sammy	0-1	0-0	0-0	0	1	1	0	0	0	0	0	2				
	Team				1	2	3										
	Totals	26-50	5-9	13-17	5	23	28	18	70	8	13	4	7	200			

FG % 1st Half: 15-27 55.6% 2nd half: 11-23 47.8% Game: 26-50 52.0%  
 3FG % 1st Half: 4-4 100.0% 2nd half: 1-5 20.0% Game: 5-9 55.6%  
 FT % 1st Half: 1-2 50.0% 2nd half: 12-15 80.0% Game: 13-17 76.5%

Deadball Rebounds 2,1

Georgia 60 • 11-8,1-5 SEC

#	Player	Total			3-Ptr			Rebounds			PF	TP	A	TO	Blk	Stl	Min
		FG-FGA	FG-FGA	FT-FTA	FG-FGA	FG-FGA	FT-FTA	Off	Def	Tot							
20	Rayshaun Hammonds	1-8	0-1	2-6	2	3	5	2	4	4	0	0	1	30			
00	Donnell Gresham Jr.	1-1	0-0	1-1	2	2	4	2	3	0	1	0	14				
05	Anthony Edwards	3-12	3-10	4-4	1	2	3	2	13	1	2	0	32				
10	Toumani Camara	1-5	0-0	1-2	1	3	4	1	3	0	1	0	24				
15	Sahvir Wheeler	3-8	0-1	5-6	1	2	3	3	11	2	3	0	32				
02	Jordan Harris	5-9	3-4	2-2	5	3	8	3	15	0	1	2	20				
03	Christian Brown	1-1	0-0	2-2	0	0	0	2	4	0	0	0	13				
04	Tyree Crump	1-8	1-7	2-2	2	3	5	1	5	1	4	0	18				
14	Tye Fagan	0-2	0-0	0-0	1	0	1	1	0	0	0	1	11				
24	Rodney Howard	1-1	0-0	0-0	0	1	1	2	2	0	2	1	6				
	Team				3	1	4										
	Totals	17-55	7-23	19-25	18	20	38	19	60	8	16	4	6	200			

FG % 1st Half: 9-27 33.3% 2nd half: 8-28 28.6% Game: 17-55 30.9%  
 3FG % 1st Half: 4-11 36.4% 2nd half: 3-12 25.0% Game: 7-23 30.4%  
 FT % 1st Half: 7-11 63.6% 2nd half: 12-14 85.7% Game: 19-25 76.0%

Deadball Rebounds 2,1

Officials: Brian Shey,Byron Jarrett,Terry Oglesby  
 Technical fouls: Ole Miss-None. Georgia-None.  
 Attendance: 10523  
 2019-20 Men's Basketball. Round: 0. Georgia vs Ole Miss. Played at Stegeman Co

Score by periods	1st	2nd	Total
Ole Miss	35	35	70
Georgia	29	31	60

Last FG - OM 2nd-02:07. UGA 2nd-01:52.  
 Largest lead - OM by 11 2nd-17:19. UGA by 1 1st-15:29.  
 OM led for 36:50. UGA led for 02:10. Game was tied for 01:00.

Score tied - 3 times.  
 Lead changed - 6 times.

GAME 18: TENNESSEE 73, OLE MISS 48

Official Basketball Box Score -- Game Totals -- Final Statistics  
 Ole Miss vs Tennessee  
 01/21/20 9:00 pm at Knoxville, TN



Ole Miss 48 • 9-9,0-5 SEC

#	Player	Total			3-Ptr			Rebounds			PF	TP	A	TO	Blk	Stl	Min
		FG-FGA	FG-FGA	FT-FTA	FG-FGA	FG-FGA	FT-FTA	Off	Def	Tot							
03	Sy,Khadim	1-4	0-0	0-0	1	4	5	2	0	2	0	0	11				
05	Buffen,KJ	1-4	0-0	2-4	4	2	6	3	4	3	2	1	29				
00	Hinson,Blake	2-11	0-6	0-3	1	6	7	4	4	2	1	0	30				
02	Shuler,Devontae	5-10	1-4	0-0	0	5	5	2	11	1	0	0	29				
04	Tyree,Breelin	7-22	3-9	1-2	0	3	3	18	0	3	0	1	38				
10	Crowley,Austin	1-5	0-2	0-0	1	2	3	0	2	0	1	0	20				
01	Curry,Carlos	0-1	0-0	0-0	0	0	0	1	0	0	0	0	6				
11	Miller,Franco	0-1	0-1	0-0	0	1	1	1	0	0	0	0	5				
13	Williams,Bryce	1-3	1-2	2-2	1	0	1	1	5	0	0	0	16				
14	Collum,Antavion	0-0	0-0	0-0	0	0	0	1	0	0	0	0	1				
23	Hunter,Sammy	1-2	0-0	0-0	1	0	1	1	2	0	1	0	14				
33	McBride,John	0-0	0-0	0-0	0	1	1	0	0	0	0	1	1				
	Team				5	0	5										
	Totals	19-63	5-25	5-11	14	24	38	22	48	6	10	2	6	200			

FG % 1st Half: 8-33 24.2% 2nd half: 11-30 36.7% Game: 19-63 30.2%  
 3FG % 1st Half: 2-11 18.2% 2nd half: 3-14 21.4% Game: 5-25 20.0%  
 FT % 1st Half: 5-11 45.5% 2nd half: 0-0 0.0% Game: 5-11 45.5%

Deadball Rebounds 3

Tennessee 73 • 12-6,4-2 SEC

#	Player	Total			3-Ptr			Rebounds			PF	TP	A	TO	Blk	Stl	Min
		FG-FGA	FG-FGA	FT-FTA	FG-FGA	FG-FGA	FT-FTA	Off	Def	Tot							
10	John Fulkerson	7-8	0-0	4-5	1	9	10	1	18	2	2	0	3	27			
05	Josiah-Jordan James	3-10	1-4	4-5	0	1	1	2	11	6	0	1	31				
23	Jordan Bowden	3-8	1-5	4-6	0	3	3	1	11	2	1	0	35				
25	Santiago Vescovi	1-5	1-5	0-0	1	3	3	3	4	2	0	2	22				
35	Yves Pons	2-7	0-0	2-2	1	2	3	3	6	1	1	3	26				
00	Davonte Gaines	1-1	0-0	0-0	0	3	3	1	2	0	0	0	4				
03	Drew Pember	0-0	0-0	0-0	0	0	0	0	0	0	0	0	2				
04	Jacob Fleschman	0-0	0-0	0-0	0	0	0	0	0	0	0	0	1				
13	Jalen Johnson	2-3	2-3	2-2	1	3	4	1	8	1	0	0	21				
21	Olivier Nkamhoua	3-3	0-0	4-4	0	4	4	1	10	1	1	2	19				
30	Brock Jancek	0-1	0-0	0-0	0												



5

kj

BUFFEN

SO.  
F

Gainesville, Ga. • Gainesville HS

---

6-7 • 225 • 1L

---

General Studies



Opponent	Date	gs	min	Total		3-Pointers		Free throws		Rebounds				pf	a	t/o	blk	stl	pts	avg	
				fg-fga	pct	3fg-fga	pct	ft-fa	pct	off	def	tot	avg								
ARKANSAS STATE	11-8-19	*	24	5-6	.833	1-1	1.000	5-8	.625	2	7	9	9.0	3	1	2	2	3	16	16.0	
NORFOLK STATE	11-12-19	*	38	9-13	.692	0-1	.000	5-6	.833	1	8	9	9.0	2	2	3	0	3	23	19.5	
WESTERN MICHIGAN	11-15-19	*	13	2-2	1.000	0-0	.000	1-2	.500	0	6	6	8.0	5	0	1	0	0	5	14.7	
SEATTLE	11-19-19	*	25	6-10	.600	1-2	.500	0-0	.000	0	8	8	8.0	2	1	2	0	2	13	14.3	
at Memphis	11/23/19	*	23	4-8	.500	1-2	.500	4-7	.571	4	2	6	7.6	5	0	2	1	1	13	14.0	
vs Penn St.	11/27/19	*	39	6-13	.462	0-0	.000	1-2	.500	4	5	9	7.8	1	6	0	1	4	13	13.8	
vs Oklahoma St.	11/29/19	*	32	2-11	.182	0-0	.000	0-0	.000	1	4	5	7.4	4	2	3	0	2	4	12.4	
BUTLER	12-3-19	*	44	1-2	.500	0-0	.000	0-1	.000	2	2	4	7.0	2	1	4	0	2	2	11.1	
CSU BAKERSFIELD	12/7/19	*	37	5-7	.714	0-1	.000	0-3	.000	0	3	3	6.6	1	2	1	1	1	10	11.0	
MIDDLE TENNESSEE	12/14/19	*	28	1-3	.333	0-0	.000	0-0	.000	1	7	8	6.7	3	4	0	2	2	2	10.1	
vs Southeastern Louisia	12-21-19	*	32	3-5	.600	0-0	.000	3-4	.750	6	3	9	6.9	0	5	2	0	0	9	10.0	
TENNESSEE TECH	12/29/19	*	31	6-12	.500	1-4	.250	7-8	.875	1	7	8	7.0	2	1	2	3	2	20	10.8	
at Wichita St.	01/04/20	*	20	1-5	.200	0-1	.000	2-2	1.000	1	0	1	6.5	5	0	2	1	1	4	10.3	
at Texas A&M	01/07/20	*	32	0-3	.000	0-0	.000	0-0	.000	1	3	4	6.4	4	1	1	0	1	0	9.6	
ARKANSAS	01-11-20	*	28	4-6	.667	0-0	.000	4-4	1.000	4	6	10	6.6	5	0	2	2	0	12	9.7	
at Florida	01/14/20	*	31	5-8	.625	0-1	.000	10-11	.909	4	1	5	6.5	4	0	2	1	1	20	10.4	
LSU	01/18/20	*	20	4-8	.500	0-1	.000	0-4	.000	1	4	5	6.4	3	1	2	0	1	8	10.2	
at Tennessee	01/21/20	*	29	1-4	.250	0-1	.000	2-4	.500	4	2	6	6.4	3	3	2	1	1	4	9.9	
at Georgia	01/25/20	*	28	5-6	.833	0-1	.000	4-4	1.000	1	3	4	6.3	3	1	1	1	1	14	10.1	
Totals			19	554	70-132	.530	4-16	.250	48-70	.686	38	81	119	6.3	57	31	34	16	28	192	10.1

Games played: 19  
 Minutes/game: 29.2  
 Points/game: 10.1  
 FG Pct: 53.0  
 3FG Pct: 25.0  
 FT Pct: 68.6

Rebounds/game: 6.3  
 Assists/game: 1.6  
 Turnovers/game: 1.8  
 Assist/turnover ratio: 0.9  
 Steals/game: 1.5  
 Blocks/game: 0.8

**FOUR FASTBREAK FACTS**

1. First recruit signed by Kermit Davis at Ole Miss
2. "KJ" stands for Kenyon Joseph
3. Only freshman to play in all 33 games last year
4. Voted funniest guy on the team by his teammates

**CAREER HIGHS**

- POINTS**  
 23, vs. Norfolk State (11/12/19)
- REBOUNDS**  
 10, vs. Arkansas (1/11/20)
- FIELD GOALS**  
 9, vs. Norfolk State (11/12/19)
- FREE THROWS**  
 10, at Florida (1/14/20)
- THREE-POINTERS**  
 1, 8x, MR: vs. Tennessee Tech (12/29/19)
- ASSISTS**  
 6, vs. Penn State (11/27/19)
- STEALS**  
 4, vs. Penn State (11/27/19)
- BLOCKS**  
 3, vs. Tennessee Tech (12/29/19)

**CAREER STATISTICS**

Season	gp-gs	min/avg	Total		3-Point		F-Throws		Rebounds				Scoring							
			fg-fga	pct	fg-fga	pct	ft-fa	pct	off	def	tot	avg	pf	fo	ast	to	blk	stl	pts	avg
2018-19	33-2	691/20.9	68-144	.472	4-16	.250	58-84	.690	51	94	145	4.4	82	3	38	55	16	26	198	6.0
2019-20	19-19	554/29.2	70-132	.530	4-16	.250	48-70	.686	38	81	119	6.3	57	4	31	34	16	28	192	10.1
TOTAL	52-21	1245/23.9	138-276	.500	8-32	.250	106-154	.688	89	175	264	5.1	139	7	69	89	32	54	390	7.5

# 14 antavion COLLUM

FR.  
F

Memphis, Tenn. • Bartlett HS

6-7 • 228 • HS

Freshman Studies



Opponent	Date	gs	min	Total		3-Pointers		Free throws		Rebounds				pf	a	t/o	blk	stl	pts	avg	
				fg-fga	pct	3fg-fga	pct	ft-fa	pct	off	def	tot	avg								
ARKANSAS STATE	11-8-19		12	0-2	.000	0-1	.000	0-0	.000	0	0	0	0.0	2	0	0	0	1	0	0.0	
NORFOLK STATE	11-12-19		1	0-0	.000	0-0	.000	0-0	.000	0	0	0	0.0	0	0	1	0	0	0	0.0	
WESTERN MICHIGAN	11-15-19		7	1-2	.500	1-2	.500	0-0	.000	0	1	1	0.3	3	1	1	0	2	3	1.0	
SEATTLE	11-19-19		7	0-1	.000	0-1	.000	0-1	.000	1	1	2	0.8	2	0	2	0	1	0	0.8	
at Memphis	11/23/19		7	0-0	.000	0-0	.000	2-2	1.000	1	2	3	1.2	3	0	1	0	0	2	1.0	
vs Penn St.	11/27/19		12	0-0	.000	0-0	.000	0-0	.000	0	1	1	1.2	3	0	0	0	1	0	0.8	
vs Oklahoma St.	11/29/19		10	2-4	.500	0-2	.000	3-4	.750	0	2	2	1.3	1	0	0	0	1	7	1.7	
CSU BAKERSFIELD	12/7/19		3	0-1	.000	0-1	.000	0-0	.000	0	0	0	1.1	0	0	0	0	0	1.5		
TENNESSEE TECH	12/29/19		9	0-0	.000	0-0	.000	0-0	.000	0	1	1	1.1	0	1	0	0	0	1.3		
at Wichita St.	01/04/20		25	1-4	.250	1-4	.250	1-2	.500	0	3	3	1.3	0	0	0	0	1	4	1.6	
at Texas A&M	01/07/20		12	0-1	.000	0-0	.000	0-0	.000	0	3	3	1.5	0	0	0	0	0	1.5		
at Florida	01/14/20		1	0-0	.000	0-0	.000	0-0	.000	0	0	0	1.3	0	0	0	0	0	1.3		
LSU	01/18/20		1	0-1	.000	0-1	.000	0-0	.000	0	0	0	1.2	0	0	0	0	0	1.2		
at Tennessee	01/21/20		1	0-0	.000	0-0	.000	0-0	.000	0	0	0	1.1	1	0	0	0	0	1.1		
<b>Totals</b>			0	108	4-16	.250	2-12	.167	6-9	.667	2	14	16	1.1	15	2	5	0	7	16	1.1

Games played: 14  
 Minutes/game: 7.7  
 Points/game: 1.1  
 FG Pct: 25.0  
 3FG Pct: 16.7  
 FT Pct: 66.7

Rebounds/game: 1.1  
 Assists/game: 0.1  
 Turnovers/game: 0.4  
 Assist/turnover ratio: 0.4  
 Steals/game: 0.5

### FOUR FASTBREAK FACTS

- Nickname is "Dude"
- 2019 finalist for Tennessee's Mr. Basketball
- Played at three different high schools over four years (Memphis East, Tennessee Prep, Bartlett)
- A unique off the court talent is that he can draw

### CAREER HIGHS

**POINTS**

7, vs. Oklahoma State (11/29/19)

**REBOUNDS**

3, 3x, MR: at Texas A&M (1/7/20)

**FIELD GOALS**

2, vs. Oklahoma State (11/29/19)

**FREE THROWS**

3, vs. Oklahoma State (11/29/19)

**THREE-POINTERS**

1, 2x, MR: at Wichita State (1/4/20)

**ASSISTS**

1, 2x, MR: vs. Tennessee Tech (12/29/19)

**STEALS**

2, vs. Western Michigan (11/15/19)

**BLOCKS**

### CAREER STATISTICS

Season	gp-gs	min/avg	Total		3-Point		F-Throws		Rebounds				Scoring							
			fg-fga	pct	fg-fga	pct	ft-fa	pct	off	def	tot	avg	pf	fo	ast	to	blk	stl	pts	avg
2019-20	14-0	108/7.7	4-16	.250	2-12	.167	6-9	.667	2	14	16	1.1	15	0	2	5	0	7	16	1.1
<b>TOTAL</b>	14-0	108/7.7	4-16	.250	2-12	.167	6-9	.667	2	14	16	1.1	15	0	2	5	0	7	16	1.1

# 1 austin CROWLEY

FR. G

West Point, Miss. • Sunrise Christian Academy (Kan.)

6-5 • 188 • HS

Sport and Recreation Administration




Opponent	Date	gs	min	Total		3-Pointers		Free throws		Rebounds				pf	a	t/o	blk	stl	pts	avg
				fg-fga	pct	3fg-fga	pct	ft-fa	pct	off	def	tot	avg							
ARKANSAS STATE	11-8-19	10		2-4	.500	2-4	.500	0-0	.000	1	1	2	2.0	5	1	1	0	0	6	6.0
NORFOLK STATE	11-12-19	20		1-2	.500	1-2	.500	0-0	.000	1	2	3	2.5	2	0	1	0	0	3	4.5
WESTERN MICHIGAN	11-15-19	21		2-5	.400	2-3	.667	0-0	.000	0	2	2	2.3	0	2	2	0	0	6	5.0
SEATTLE	11-19-19	22		3-3	1.000	0-0	.000	0-0	.000	1	0	1	2.0	2	0	1	0	0	6	5.3
at Memphis	11/23/19	22		1-2	.500	1-2	.500	0-0	.000	0	3	3	2.2	3	6	1	0	1	3	4.8
vs Penn St.	11/27/19	11		0-1	.000	0-0	.000	0-0	.000	0	0	0	1.8	0	1	3	0	1	0	4.0
vs Oklahoma St.	11/29/19	17		1-4	.250	0-2	.000	1-1	1.000	1	0	1	1.7	0	0	0	0	1	3	3.9
BUTLER	12-3-19	13		1-6	.167	0-3	.000	1-2	.500	0	1	1	1.6	2	2	0	0	0	3	3.8
CSU BAKERSFIELD	12/7/19	11		0-1	.000	0-1	.000	2-2	1.000	0	0	0	1.4	3	3	0	0	0	2	3.6
MIDDLE TENNESSEE	12/14/19	16		4-7	.571	2-3	.667	1-1	1.000	1	1	2	1.5	4	0	2	1	0	11	4.3
vs Southeastern Louisia	12-21-19	13		2-4	.500	0-1	.000	1-2	.500	1	1	2	1.5	2	2	4	0	1	5	4.4
TENNESSEE TECH	12/29/19	28		2-3	.667	0-0	.000	1-2	.500	0	2	2	1.6	0	5	0	0	2	5	4.4
at Wichita St.	01/04/20	7		1-2	.500	0-1	.000	0-0	.000	0	1	1	1.5	0	0	0	0	0	2	4.2
at Texas A&M	01/07/20	8		0-1	.000	0-1	.000	2-2	1.000	1	2	3	1.6	0	0	0	0	0	2	4.1
ARKANSAS	01-11-20	14		0-1	.000	0-0	.000	0-0	.000	0	1	1	1.6	2	2	0	0	1	0	3.8
at Florida	01/14/20 *	27		1-6	.167	1-2	.500	2-2	1.000	0	1	1	1.6	0	0	1	0	1	5	3.9
LSU	01/18/20	20		0-1	.000	0-0	.000	0-2	.000	0	2	2	1.6	2	6	1	0	2	0	3.6
at Tennessee	01/21/20	20		1-5	.200	0-2	.000	0-0	.000	1	2	3	1.7	0	0	1	0	0	2	3.6
at Georgia	01/25/20	11		0-1	.000	0-0	.000	0-0	.000	0	0	0	1.6	0	0	1	0	0	0	3.4
Totals		1	311	22-59	.373	9-27	.333	11-16	.688	8	22	30	1.6	27	30	19	1	10	64	3.4

Games played: 19  
 Minutes/game: 16.4  
 Points/game: 3.4  
 FG Pct: 37.3  
 3FG Pct: 33.3  
 FT Pct: 68.8

Rebounds/game: 1.6  
 Assists/game: 1.6  
 Turnovers/game: 1.0  
 Assist/turnover ratio: 1.6  
 Steals/game: 0.5  
 Blocks/game: 0.1

### FOUR FASTBREAK FACTS

1. Kermit Davis' first Mississippi recruit as the Rebels' head coach
2. Teammates with Blake Hinson as a junior at Sunrise Christian Academy
3. No. 70 player in the 2019 recruiting class (247Sports)
4. McDonald's All-American nominee

### CAREER HIGHS

- POINTS**  
11, vs. Middle Tennessee (12/14/19)
- REBOUNDS**  
3, 4x, at Tennessee (1/21/20)
- FIELD GOALS**  
4, vs. Middle Tennessee (12/14/19)
- FREE THROWS**  
2, 3x, MR: at Florida (1/14/20)
- THREE-POINTERS**  
2, 3x, MR: vs. Middle Tennessee (12/14/19)
- ASSISTS**  
6, 2x, MR: vs. LSU (1/18/20)
- STEALS**  
2, 2x, MR: vs. LSU (1/18/20)
- BLOCKS**  
1, vs. Middle Tennessee (12/14/19)

### CAREER STATISTICS

Season	gp-gs	min/avg	Total		3-Point		F-Throws		Rebounds				Scoring							
			fg-fga	pct	fg-fga	pct	ft-fa	pct	off	def	tot	avg	pf	fo	ast	to	blk	stl	pts	avg
2019-20	19-1	311/16.4	22-59	.373	9-27	.333	11-16	.688	8	22	30	1.6	27	1	30	19	1	10	64	3.4
TOTAL	19-1	311/16.4	22-59	.373	9-27	.333	11-16	.688	8	22	30	1.6	27	1	30	19	1	10	64	3.4

# 10 carlos CURRY

R-FR.  
F

Albany, Ga. • Dougherty Comprehensive

6-11 • 235 • RS

General Studies



Opponent	Date	gs	min	Total		3-Pointers		Free throws		Rebounds				pf	a	t/o	blk	stl	pts	avg
				fg-fga	pct	3fg-fga	pct	ft-fa	pct	off	def	tot	avg							
ARKANSAS STATE	11-8-19	9		2-4	.500	0-0	.000	0-0	.000	1	2	3	3.0	1	0	0	0	0	4	4.0
NORFOLK STATE	11-12-19	1		0-0	.000	0-0	.000	0-0	.000	0	0	0	1.5	1	0	0	0	0	2.0	
WESTERN MICHIGAN	11-15-19	11		2-3	.667	0-0	.000	0-0	.000	1	1	2	1.7	0	1	0	1	2	4	2.7
SEATTLE	11-19-19	4		0-1	.000	0-0	.000	0-0	.000	0	0	0	1.3	3	0	1	0	0	2.0	
vs Oklahoma St.	11/29/19	5		0-1	.000	0-0	.000	0-0	.000	0	2	2	1.4	0	0	1	0	0	1.6	
CSU BAKERSFIELD	12/7/19	2		0-0	.000	0-0	.000	0-0	.000	0	0	0	1.2	0	0	0	0	0	1.3	
MIDDLE TENNESSEE	12/14/19	1		0-0	.000	0-0	.000	0-0	.000	0	0	0	1.0	1	0	0	0	0	1.1	
TENNESSEE TECH	12/29/19	2		0-0	.000	0-0	.000	0-0	.000	0	0	0	0.9	0	0	0	0	0	1.0	
at Wichita St.	01/04/20	2		0-0	.000	0-0	.000	0-0	.000	0	0	0	0.8	0	0	0	0	0	0.9	
at Florida	01/14/20	17		2-3	.667	0-0	.000	0-0	.000	1	1	2	0.9	3	1	1	1	1	4	1.2
LSU	01/18/20	4		0-1	.000	0-0	.000	0-0	.000	0	0	0	0.8	2	0	0	0	0	1.1	
at Tennessee	01/21/20	6		0-1	.000	0-0	.000	0-0	.000	0	0	0	0.8	1	0	0	0	0	1.0	
<b>Totals</b>		<b>0</b>	<b>64</b>	<b>6-14</b>	<b>.429</b>	<b>0-0</b>	<b>.000</b>	<b>0-0</b>	<b>.000</b>	<b>3</b>	<b>6</b>	<b>9</b>	<b>0.8</b>	<b>12</b>	<b>2</b>	<b>3</b>	<b>2</b>	<b>3</b>	<b>12</b>	<b>1.0</b>

Games played: 12  
 Minutes/game: 5.3  
 Points/game: 1.0  
 FG Pct: 42.9

Rebounds/game: 0.8  
 Assists/game: 0.2  
 Turnovers/game: 0.3  
 Assist/turnover ratio: 0.7  
 Steals/game: 0.3  
 Blocks/game: 0.2

### FOUR FASTBREAK FACTS

1. Tallest Rebel on the roster
2. Has a 7-foot-3 wingspan
3. Averaged a double-double as a high school senior (15 points, 10 rebounds per game)
4. Enjoys fishing in his free time

### CAREER HIGHS

- POINTS**  
 4, 3x, MR: at Florida (1/14/20)
- REBOUNDS**  
 3, vs. Arkansas State (11/8/19)
- FIELD GOALS**  
 2, 3x, at Florida (1/14/20)
- FREE THROWS**
- THREE-POINTERS**
- ASSISTS**  
 1, 2x, MR: at Florida (1/14/20)
- STEALS**  
 2, vs. Western Michigan (11/15/19)
- BLOCKS**  
 1, 2x, MR: at Florida (1/14/20)

### CAREER STATISTICS

Season	gp-gs	min/avg	Total		3-Point		F-Throws		Rebounds				Scoring							
			fg-fga	pct	fg-fga	pct	ft-fa	pct	off	def	tot	avg	pf	fo	ast	to	blk	stl	pts	avg
2019-20	12-0	64/5.3	6-14	.429	0-0	.000	0-0	.000	3	6	9	0.8	12	0	2	3	2	3	12	1.0
<b>TOTAL</b>	<b>12-0</b>	<b>64/5.3</b>	<b>6-14</b>	<b>.429</b>	<b>0-0</b>	<b>.000</b>	<b>0-0</b>	<b>.000</b>	<b>3</b>	<b>6</b>	<b>9</b>	<b>0.8</b>	<b>12</b>	<b>0</b>	<b>2</b>	<b>3</b>	<b>2</b>	<b>3</b>	<b>12</b>	<b>1.0</b>

# O

# blake HINSON

Deltona, Fla. • Sunrise Christian Academy (Kan.)

---

6-7 • 230 • 1L


---

Sport and Recreation Administration

SO.

---

G/F



Opponent	Date	gs	min	Total		3-Pointers		Free throws		Rebounds				pf	a	t/o	blk	stl	pts	avg	
				fg-fga	pct	3fg-fga	pct	ft-fa	pct	off	def	tot	avg								
at Memphis	11/23/19		21	5-9	.556	4-7	.571	1-2	.500	1	2	3	3.0	4	2	1	0	0	15	15.0	
vs Penn St.	11/27/19	*	30	6-10	.600	3-5	.600	2-2	1.000	1	5	6	4.5	5	2	3	0	0	17	16.0	
vs Oklahoma St.	11/29/19	*	25	2-8	.250	0-5	.000	1-2	.500	3	3	6	5.0	0	0	4	0	0	5	12.3	
BUTLER	12-3-19	*	36	2-6	.333	1-4	.250	2-4	.500	3	2	5	5.0	1	2	0	0	2	7	11.0	
CSU BAKERSFIELD	12/7/19	*	39	6-8	.750	2-3	.667	9-12	.750	0	2	2	4.4	2	1	1	1	0	23	13.4	
MIDDLE TENNESSEE	12/14/19	*	25	4-6	.667	3-5	.600	0-0	.000	0	2	2	4.0	2	1	3	0	1	11	13.0	
vs Southeastern Louisia	12-21-19	*	30	5-9	.556	3-7	.429	0-1	.000	3	2	5	4.1	2	1	1	1	0	13	13.0	
TENNESSEE TECH	12/29/19	*	24	3-6	.500	2-4	.500	0-0	.000	1	9	10	4.9	1	3	3	0	0	8	12.4	
at Wichita St.	01/04/20	*	21	2-5	.400	0-2	.000	3-3	1.000	1	3	4	4.8	4	0	4	0	0	7	11.8	
at Texas A&M	01/07/20	*	28	1-9	.111	0-6	.000	0-0	.000	1	2	3	4.6	3	1	0	0	0	2	10.8	
ARKANSAS	01-11-20	*	32	4-10	.400	1-5	.200	4-4	1.000	1	4	5	4.6	4	0	3	0	0	13	11.0	
at Florida	01/14/20	*	38	6-14	.429	2-7	.286	2-3	.667	1	10	11	5.2	2	0	4	0	2	16	11.4	
LSU	01/18/20	*	38	5-15	.333	3-8	.375	0-0	.000	3	1	4	5.1	2	4	1	0	0	13	11.5	
at Tennessee	01/21/20	*	30	2-11	.182	0-6	.000	0-3	.000	1	6	7	5.2	4	2	1	0	2	4	11.0	
at Georgia	01/25/20	*	36	3-6	.500	1-2	.500	2-2	1.000	1	5	6	5.3	4	1	3	2	0	9	10.9	
Totals			14	453	56-132	.424	25-76	.329	26-38	.684	21	58	79	5.3	40	20	32	4	7	163	10.9

Games played: 15  
 Minutes/game: 30.2  
 Points/game: 10.9  
 FG Pct: 42.4  
 3FG Pct: 32.9  
 FT Pct: 68.4

Rebounds/game: 5.3  
 Assists/game: 1.3  
 Turnovers/game: 2.1  
 Assist/turnover ratio: 0.6  
 Steals/game: 0.5  
 Blocks/game: 0.3

### FOUR FASTBREAK FACTS

1. Teammates with Austin Crowley at Sunrise Christian Academy
2. His brother Evan plays football at South Carolina and also was a member of the basketball team
3. Favorite TV show is Spongebob Squarepants
4. Class of 2018's top-ranked player in Kansas (247 Sports)

### CAREER HIGHS

- POINTS**  
26, at Mississippi St. (1/12/19)
- REBOUNDS**  
11, at Florida (1/14/20)
- FIELD GOALS**  
8, at Mississippi St. (1/12/19)
- FREE THROWS**  
9, vs. CSU Bakersfield (12/7/19)
- THREE-POINTERS**  
5, at Mississippi St. (1/12/19)
- ASSISTS**  
4, 3x, MR: vs. LSU (1/18/20)
- STEALS**  
3, vs. Auburn (1/9/19)
- BLOCKS**  
2, at Georgia (1/25/20)

## CAREER STATISTICS

Season	gp-gs	min/avg	Total		3-Point		F-Throws		Rebounds				Scoring							
			fg-fga	pct	fg-fga	pct	ft-fa	pct	off	def	tot	avg	pf	fo	ast	to	blk	stl	pts	avg
2018-19	32-31	767/24.0	88-217	.406	46-132	.348	42-57	.737	23	71	94	2.9	91	2	36	28	9	15	264	8.3
2019-20	15-14	453/30.2	56-132	.424	25-76	.329	26-38	.684	21	58	79	5.3	40	1	20	32	4	7	163	10.9
TOTAL	47-45	1220/26.0	144-349	.413	71-208	.341	68-95	.716	44	129	173	3.7	131	3	56	60	13	22	427	9.1

# 23 sammy HUNTER

FR.  
F



Nassau Bahamas • B.C. Christian Academy (Canada)

6-9 • 230 • HS

Sport and Recreation Administration



Opponent	Date	gs	min	Total		3-Pointers		Free throws		Rebounds				pf	a	t/o	blk	stl	pts	avg	
				fg-fga	pct	3fg-fga	pct	ft-fa	pct	off	def	tot	avg								
ARKANSAS STATE	11-8-19		17	0-2	.000	0-1	.000	0-0	.000	0	2	2	2.0	2	2	0	0	0	0	0.0	
NORFOLK STATE	11-12-19		15	0-2	.000	0-0	.000	2-2	1.000	0	1	1	1.5	3	0	1	0	0	2	1.0	
WESTERN MICHIGAN	11-15-19		27	4-6	.667	0-1	.000	0-0	.000	2	2	4	2.3	3	2	2	0	2	8	3.3	
SEATTLE	11-19-19		24	1-5	.200	0-2	.000	4-4	1.000	2	2	4	2.8	0	0	1	0	0	6	4.0	
at Memphis	11/23/19		12	2-3	.667	0-0	.000	0-0	.000	0	1	1	2.4	2	0	0	0	0	4	4.0	
vs Penn St.	11/27/19		4	1-1	1.000	0-0	.000	1-1	1.000	0	0	0	2.0	3	0	0	0	0	3	3.8	
vs Oklahoma St.	11/29/19		18	1-3	.333	0-0	.000	0-0	.000	0	3	3	2.1	2	2	1	0	0	2	3.6	
BUTLER	12-3-19	*	31	1-3	.333	1-1	1.000	0-0	.000	2	0	2	2.1	1	0	2	0	1	3	3.5	
CSU BAKERSFIELD	12/7/19		11	1-1	1.000	0-0	.000	1-2	.500	0	0	0	1.9	4	0	0	0	0	3	3.4	
MIDDLE TENNESSEE	12/14/19		9	0-0	.000	0-0	.000	2-2	1.000	0	1	1	1.8	4	1	1	0	0	2	3.3	
vs Southeastern Louisia	12-21-19		13	3-3	1.000	0-0	.000	1-2	.500	0	2	2	1.8	1	0	2	0	0	7	3.6	
TENNESSEE TECH	12/29/19		12	2-3	.667	0-0	.000	0-0	.000	1	1	2	1.8	0	2	0	0	0	4	3.7	
at Wichita St.	01/04/20		15	0-5	.000	0-1	.000	2-4	.500	0	1	1	1.8	2	0	0	0	0	2	3.5	
at Texas A&M	01/07/20		7	1-3	.333	0-0	.000	0-0	.000	2	0	2	1.8	2	0	0	0	0	2	3.4	
ARKANSAS	01-11-20		8	1-3	.333	0-0	.000	0-0	.000	0	0	0	1.7	2	0	0	0	0	2	3.3	
at Florida	01/14/20		18	1-4	.250	0-2	.000	1-2	.500	0	0	0	1.6	4	0	0	0	0	3	3.3	
at Tennessee	01/21/20		14	1-2	.500	0-0	.000	0-0	.000	1	0	1	1.5	1	0	1	0	0	2	3.2	
at Georgia	01/25/20		2	0-1	.000	0-0	.000	0-0	.000	0	1	1	1.5	0	0	0	0	0	0	3.1	
Totals			1	257	20-50	.400	1-8	.125	14-19	.737	10	17	27	1.5	36	9	11	0	3	55	3.1

Games played: 18  
 Minutes/game: 14.3  
 Points/game: 3.1  
 FG Pct: 40.0  
 3FG Pct: 12.5  
 FT Pct: 73.7

Rebounds/game: 1.5  
 Assists/game: 0.5  
 Turnovers/game: 0.6  
 Assist/turnover ratio: 0.8  
 Steals/game: 0.2

### FOUR FASTBREAK FACTS

1. Played his final year of high school basketball in Canada
2. MVP of 2019 Signature All-Canadian Showcase
3. Competed in the 2018 Central American and Caribbean Games for The Bahamas senior national team
4. Can play the snare drum

### CAREER HIGHS

- POINTS**  
8, vs. Western Michigan (11/15/19)
- REBOUNDS**  
4, 2x, MR: vs. Seattle (11/19/19)
- FIELD GOALS**  
4, vs. Western Michigan (11/15/19)
- FREE THROWS**  
4, vs. Seattle (11/19/19)
- THREE-POINTERS**  
1, vs. Butler (12/3/19)
- ASSISTS**  
2, 4x, MR: vs. Tennessee Tech (12/29/19)
- STEALS**  
2, vs. Western Michigan (11/15/19)
- BLOCKS**

### CAREER STATISTICS

Season	gp-gs	min/avg	Total		3-Point		F-Throws		Rebounds				Scoring							
			fg-fga	pct	fg-fga	pct	ft-fa	pct	off	def	tot	avg	pf	fo	ast	to	blk	stl	pts	avg
2019-20	18-1	257/14.3	20-50	.400	1-8	.125	14-19	.737	10	17	27	1.5	36	0	9	11	0	3	55	3.1
TOTAL	18-1	257/14.3	20-50	.400	1-8	.125	14-19	.737	10	17	27	1.5	36	0	9	11	0	3	55	3.1

# 33 john MCBRIDE

Memphis, Tenn. • Memphis University School

6-7 • 211 • RS

Accountancy

R-FR. G




Opponent	Date	gs	min	Total		3-Pointers		Free throws		Rebounds				pf	a	t/o	blk	stl	pts	avg	
				fg-fga	pct	3fg-fga	pct	ft-fa	pct	off	def	tot	avg								
ARKANSAS STATE	11-8-19		3	0-0	.000	0-0	.000	0-0	.000	0	0	0	0.0	0	0	0	0	0	0	0.0	
WESTERN MICHIGAN	11-15-19		2	0-2	.000	0-0	.000	0-0	.000	2	0	2	1.0	0	0	0	0	0	0	0.0	
SEATTLE	11-19-19		1	0-0	.000	0-0	.000	0-0	.000	0	0	0	0.7	0	0	0	0	0	0	0.0	
vs Oklahoma St.	11/29/19		2	0-1	.000	0-1	.000	0-0	.000	0	0	0	0.5	0	0	0	0	0	0	0.0	
MIDDLE TENNESSEE	12/14/19		1	0-1	.000	0-0	.000	0-0	.000	0	0	0	0.4	0	0	0	0	0	0	0.0	
TENNESSEE TECH	12/29/19		2	1-1	1.000	1-1	1.000	0-0	.000	0	0	0	0.3	0	0	1	0	0	3	0.5	
at Tennessee	01/21/20		1	0-0	.000	0-0	.000	0-0	.000	0	1	1	0.4	0	0	0	1	0	0	0.4	
Totals			0	12	1-5	.200	1-2	.500	0-0	.000	2	1	3	0.4	0	0	1	1	0	3	0.4

Games played: 7  
 Minutes/game: 1.7  
 Points/game: 0.4  
 FG Pct: 20.0  
 3FG Pct: 50.0

Rebounds/game: 0.4  
 Turnovers/game: 0.1  
 Blocks/game: 0.1

### FOUR FASTBREAK FACTS

- Highest GPA on the team (3.94)
- Chose Ole Miss for its accounting school
- First team all-state as a high school senior
- Enjoys snow skiing

### CAREER HIGHS

**POINTS**

3, vs. Tennessee Tech (12/29/19)

**REBOUNDS**

2, vs. Western Michigan (11/15/19)

**FIELD GOALS**

1, vs. Tennessee Tech (12/29/19)

**FREE THROWS**

**THREE-POINTERS**

1, vs. Tennessee Tech (12/29/19)

**ASSISTS**

**STEALS**

**BLOCKS**

1, at Tennessee (1/21/20)

### CAREER STATISTICS

Season	gp-gs	min/avg	Total		3-Point		F-Throws		Rebounds				Scoring							
			fg-fga	pct	fg-fga	pct	ft-fa	pct	off	def	tot	avg	pf	fo	ast	to	blk	stl	pts	avg
2019-20	7-0	12/1.7	1-5	.200	1-2	.500	0-0	.000	2	1	3	0.4	0	0	0	1	1	0	3	0.4
TOTAL	7-0	12/1.7	1-5	.200	1-2	.500	0-0	.000	2	1	3	0.4	0	0	0	1	1	0	3	0.4





# 11 franco MILLER JR.

R-FR.  
G

Freeport, Bahamas • Crestwood Prep (Canada)

6-3 • 202 • RS

Sport and Recreation Administration



Opponent	Date	gs	min	Total		3-Pointers		Free throws		Rebounds				pf	a	t/o	blk	stl	pts	avg
				fg-fga	pct	3fg-fga	pct	ft-fa	pct	off	def	tot	avg							
ARKANSAS STATE	11-8-19		12	1-3	.333	1-2	.500	1-2	.500	0	1	1	1.0	0	1	1	0	1	4	4.0
NORFOLK STATE	11-12-19		1	0-0	.000	0-0	.000	0-0	.000	0	0	0	0.5	0	0	0	0	0	2	2.0
WESTERN MICHIGAN	11-15-19		4	0-1	.000	0-1	.000	0-0	.000	0	1	1	0.7	0	2	0	0	0	1.3	
SEATTLE	11-19-19		6	0-2	.000	0-2	.000	0-0	.000	0	1	1	0.8	0	0	1	0	0	1.0	
vs Oklahoma St.	11/29/19		4	0-1	.000	0-1	.000	0-0	.000	0	2	2	1.0	0	2	0	0	0	0.8	
MIDDLE TENNESSEE	12/14/19		12	0-0	.000	0-0	.000	0-0	.000	0	0	0	0.8	0	0	0	0	0	0.7	
vs Southeastern Louisia	12-21-19		9	0-2	.000	0-1	.000	0-0	.000	0	2	2	1.0	1	0	0	0	0	0.6	
TENNESSEE TECH	12/29/19		3	0-1	.000	0-1	.000	0-0	.000	0	0	0	0.9	0	0	1	0	0	0.5	
at Wichita St.	01/04/20		16	1-2	.500	0-1	.000	0-0	.000	0	2	2	1.0	2	1	0	0	2	0.7	
at Texas A&M	01/07/20		16	0-1	.000	0-1	.000	0-0	.000	3	3	6	1.5	2	2	0	0	0	0.6	
ARKANSAS	01-11-20		24	0-1	.000	0-1	.000	0-0	.000	0	0	0	1.4	4	0	3	0	0	0.5	
at Florida	01/14/20	*	16	0-2	.000	0-1	.000	0-0	.000	0	1	1	1.3	0	0	2	0	0	0.5	
at Tennessee	01/21/20		5	0-1	.000	0-1	.000	0-0	.000	0	1	1	1.3	1	0	0	0	0	0.5	
<b>Totals</b>			128	2-17	.118	1-13	.077	1-2	.500	3	14	17	1.3	10	6	10	0	1	6	0.5

Games played: 13  
 Minutes/game: 9.8  
 Points/game: 0.5  
 FG Pct: 11.8  
 3FG Pct: 7.7  
 FT Pct: 50.0

Rebounds/game: 1.3  
 Assists/game: 0.5  
 Turnovers/game: 0.8  
 Assist/turnover ratio: 0.6  
 Steals/game: 0.1

### FOUR FASTBREAK FACTS

1. Father able to watch him play in person for first time in 3 years at 2019-20 season opener
2. Led a supplies drive for his native Bahamas following the devastation left by Hurricane Dorian
3. Moved from The Bahamas to Canada for his senior year
4. Favorite food is pizza

### CAREER HIGHS

- POINTS**  
4, vs. Arkansas State (11/8/19)
- REBOUNDS**  
6, at Texas A&M (1/7/20)
- FIELD GOALS**  
1, 2x, MR: at Wichita State (1/4/20)
- FREE THROWS**  
1, vs. Arkansas State (11/8/19)
- THREE-POINTERS**  
1, vs. Arkansas State (11/8/19)
- ASSISTS**  
2, 2x, MR: at Texas A&M (1/7/20)
- STEALS**  
1, vs. Arkansas State (11/8/19)
- BLOCKS**

### CAREER STATISTICS

Season	gp-gs	min/avg	Total		3-Point		F-Throws		Rebounds				Scoring							
			fg-fga	pct	fg-fga	pct	ft-fa	pct	off	def	tot	avg	pf	fo	ast	to	blk	stl	pts	avg
2019-20	13-1	128/9.8	2-17	.118	1-13	.077	1-2	.500	3	14	17	1.3	10	0	6	10	0	1	6	0.5
<b>TOTAL</b>	13-1	128/9.8	2-17	.118	1-13	.077	1-2	.500	3	14	17	1.3	10	0	6	10	0	1	6	0.5

# 15 Luis RODRIGUEZ

SO.  
G/F

Los Angeles, Calif. • Woodstock Academy (Conn.)

6-6 • 211 • 1L

Sport and Recreation Administration



Opponent	Date	gs	min	Total		3-Pointers		Free throws		Rebounds				pf	a	t/o	blk	stl	pts	avg	
				fg-fga	pct	3fg-fga	pct	ft-fta	pct	off	def	tot	avg								
ARKANSAS STATE	11-8-19	*	25	2-8	.250	0-3	.000	1-2	.500	2	4	6	6.0	1	3	1	1	3	5	5.0	
NORFOLK STATE	11-12-19	*	24	2-2	1.000	0-0	.000	1-4	.250	2	3	5	5.5	1	1	0	1	2	5	5.0	
WESTERN MICHIGAN	11-15-19	*	26	3-4	.750	0-0	.000	4-4	1.000	1	5	6	5.7	2	2	2	0	0	10	6.7	
SEATTLE	11-19-19	*	21	2-7	.286	0-4	.000	5-6	.833	2	2	4	5.3	1	4	0	0	0	9	7.3	
at Memphis	11/23/19	*	19	0-3	.000	0-0	.000	0-0	.000	4	1	5	5.2	0	3	0	0	0	0	5.8	
Totals			5	115	9-24	.375	0-7	.000	11-16	.688	11	15	26	5.2	5	13	3	2	5	29	5.8

Games played: 5  
 Minutes/game: 23.0  
 Points/game: 5.8  
 FG Pct: 37.5  
 3FG Pct: 0.0  
 FT Pct: 68.8

Rebounds/game: 5.2  
 Assists/game: 2.6  
 Turnovers/game: 0.6  
 Assist/turnover ratio: 4.3  
 Steals/game: 1.0  
 Blocks/game: 0.4

### FOUR FASTBREAK FACTS

- Moved across the country for his final year of high school
- His high school team held a No. 3 national ranking during his senior season
- Has five siblings
- Favorite TV show is Stranger Things

### CAREER HIGHS

- POINTS**  
 10, vs. Western Michigan (11/15/19)
- REBOUNDS**  
 6, 2x, MR: vs. Western Michigan (11/15/19)
- FIELD GOALS**  
 3, vs. Western Michigan (11/15/19)
- FREE THROWS**  
 5, vs. Seattle (11/19/19)
- THREE-POINTERS**
- ASSISTS**  
 4, vs. Seattle (11/19/19)
- STEALS**  
 3, vs. Arkansas State (11/8/19)
- BLOCKS**  
 2, 2x, MR: vs. Norfolk State (11/12/19)

### CAREER STATISTICS

Season	gp-gs	min/avg	Total		3-Point		F-Throws		Rebounds				Scoring							
			fg-fga	pct	fg-fga	pct	ft-fta	pct	off	def	tot	avg	pf	fo	ast	to	blk	stl	pts	avg
2018-19	25-0	152/6.1	10-22	.455	0-2	.000	7-8	.875	10	17	27	1.1	15	0	15	7	7	5	27	1.1
2019-20	5-5	115/23.0	9-24	.375	0-7	.000	11-16	.688	11	15	26	5.2	5	0	13	3	2	5	29	5.8
TOTAL	30-5	267/8.9	19-46	.413	0-9	.000	18-24	.750	21	32	53	1.8	20	0	28	10	9	10	56	1.9


# 2 devontae SHULER


JR. G

Irmo, S.C. • Oak Hill Academy

6-2 • 190 • 2L

General Studies





Opponent	Date	gs	min	Total		3-Pointers		Free throws		Rebounds				pf	a	t/o	blk	stl	pts	avg	
				fg-fga	pct	3fg-fga	pct	ft-fta	pct	off	def	tot	avg								
ARKANSAS STATE	11-8-19	*	28	7-11	.636	3-7	.429	3-4	.750	1	2	3	3.0	1	1	4	0	2	20	20.0	
NORFOLK STATE	11-12-19	*	33	5-10	.500	2-4	.500	0-2	.000	0	4	4	3.5	2	5	5	0	4	12	16.0	
WESTERN MICHIGAN	11-15-19	*	26	6-12	.500	1-3	.333	3-3	1.000	1	3	4	3.7	1	3	1	3	1	16	16.0	
SEATTLE	11-19-19	*	24	2-4	.500	1-1	1.000	1-2	.500	2	2	4	3.8	1	2	2	0	2	6	13.5	
at Memphis	11/23/19	*	31	3-11	.273	2-6	.333	1-3	.333	0	3	3	3.6	3	1	2	0	3	9	12.6	
vs Penn St.	11/27/19	*	26	0-5	.000	0-0	.000	0-0	.000	0	3	3	3.5	0	3	2	0	1	0	10.5	
vs Oklahoma St.	11/29/19	*	30	1-8	.125	0-3	.000	1-2	.500	1	6	7	4.0	0	5	2	0	1	3	9.4	
BUTLER	12-3-19	*	37	2-10	.200	1-4	.250	2-2	1.000	0	4	4	4.0	2	6	2	1	0	7	9.1	
CSU BAKERSFIELD	12/7/19	*	36	6-12	.500	3-7	.429	0-0	.000	1	3	4	4.0	1	6	0	0	1	15	9.8	
MIDDLE TENNESSEE	12/14/19	*	35	3-6	.500	1-1	1.000	3-4	.750	0	5	5	4.1	1	9	3	0	2	10	9.8	
vs Southeastern Louisia	12-21-19	*	36	4-8	.500	1-5	.200	2-5	.400	1	3	4	4.1	3	6	0	2	2	11	9.9	
TENNESSEE TECH	12/29/19	*	33	8-12	.667	2-5	.400	2-3	.667	0	5	5	4.2	0	5	2	1	0	20	10.8	
at Wichita St.	01/04/20	*	39	4-12	.333	2-5	.400	2-3	.667	3	2	5	4.2	2	2	4	0	2	12	10.8	
at Texas A&M	01/07/20	*	40	5-18	.278	1-5	.200	1-2	.500	1	4	5	4.3	2	6	3	0	2	12	10.9	
ARKANSAS	01-11-20	*	36	4-11	.364	0-4	.000	2-2	1.000	2	9	11	4.7	3	2	2	1	2	10	10.9	
at Florida	01/14/20	*	35	2-7	.286	0-3	.000	1-2	.500	0	3	3	4.6	2	1	4	0	2	5	10.5	
LSU	01/18/20	*	32	2-7	.286	2-5	.400	0-3	.000	0	4	4	4.6	1	2	1	0	3	6	10.2	
at Tennessee	01/21/20	*	29	5-10	.500	1-4	.250	0-0	.000	0	5	5	4.6	2	1	0	0	1	11	10.3	
at Georgia	01/25/20	*	32	1-5	.200	0-0	.000	1-2	.500	0	6	6	4.7	2	2	2	0	2	3	9.9	
Totals			19	618	70-179	.391	23-72	.319	25-44	.568	13	76	89	4.7	29	68	41	8	33	188	9.9

Games played: 19  
 Minutes/game: 32.5  
 Points/game: 9.9  
 FG Pct: 39.1  
 3FG Pct: 31.9  
 FT Pct: 56.8

Rebounds/game: 4.7  
 Assists/game: 3.6  
 Turnovers/game: 2.2  
 Assist/turnover ratio: 1.7  
 Steals/game: 1.7  
 Blocks/game: 0.4

### FOUR FASTBREAK FACTS

1. AAU teammates with the top two picks in the 2019 NBA Draft - Zion Williamson and Ja Morant
2. Teammates with fellow Rebel Khadim Sy at Oak Hill Academy
3. Has 5 brothers, 1 who plays at Charleston Southern, and 2 sisters
4. Holds Ole Miss record for steals by a sophomore (56)

### CAREER HIGHS

- POINTS**  
 24, vs. Cincinnati (11/24/18)
- REBOUNDS**  
 11, vs. Arkansas (11/11/20)
- FIELD GOALS**  
 9, vs. Cincinnati (11/24/18)
- FREE THROWS**  
 7, at Vanderbilt (1/5/19)
- THREE-POINTERS**  
 4, 3x, MR: vs. Georgia (2/23/19)
- ASSISTS**  
 9, vs. Middle Tennessee (12/14/19)
- STEALS**  
 5, vs. Missouri (2/16/19)
- BLOCKS**  
 3, vs. Western Michigan (11/15/19)

### CAREER STATISTICS

Season	gp-gs	min/avg	Total		3-Point		F-Throws		Rebounds				Scoring							
			fg-fga	pct	fg-fga	pct	ft-fta	pct	off	def	tot	avg	pf	fo	ast	to	blk	stl	pts	avg
2017-18	32-9	603/18.8	74-210	.352	30-116	.259	15-20	.750	26	61	87	2.7	33	0	34	25	3	32	193	6.0
2018-19	33-31	1063/32.2	119-260	.458	51-127	.402	51-62	.823	25	112	137	4.2	50	0	100	59	7	56	340	10.3
2019-20	19-19	618/32.5	70-179	.391	23-72	.319	25-44	.568	13	76	89	4.7	29	0	68	41	8	33	188	9.9
TOTAL	84-59	2284/27.2	263-649	.405	104-315	.330	91-126	.722	64	249	313	3.7	112	0	202	125	18	121	721	8.6

# 3 khadim SY

Dakar, Senegal • Daytona State



---

6-10 • 244 • JC

---

General Studies

JR.  
F

Opponent	Date	gs	min	Total		3-Pointers		Free throws		Rebounds				pf	a	t/o	blk	stl	pts	avg	
				fg-fga	pct	3fg-fga	pct	ft-fa	pct	off	def	tot	avg								
ARKANSAS STATE	11-8-19	*	20	3-6	.500	0-0	.000	2-2	1.000	2	2	4	4.0	3	1	1	0	1	8	8.0	
NORFOLK STATE	11-12-19	*	25	1-3	.333	0-0	.000	0-0	.000	1	6	7	5.5	4	2	0	2	0	2	5.0	
WESTERN MICHIGAN	11-15-19	*	20	3-5	.600	0-0	.000	2-2	1.000	1	1	2	4.3	4	0	2	1	1	8	6.0	
SEATTLE	11-19-19	*	19	2-6	.333	1-2	.500	2-2	1.000	1	3	4	4.3	4	1	0	1	1	7	6.3	
at Memphis	11/23/19	*	20	3-6	.500	1-1	1.000	2-2	1.000	3	3	6	4.6	5	2	1	2	2	9	6.8	
vs Penn St.	11/27/19	*	25	3-8	.375	0-1	.000	2-3	.667	2	6	8	5.2	4	1	2	0	0	8	7.0	
vs Oklahoma St.	11/29/19	*	15	2-2	1.000	0-0	.000	0-0	.000	1	0	1	4.6	2	0	1	0	1	4	6.6	
BUTLER	12-3-19		18	6-9	.667	0-1	.000	0-3	.000	0	4	4	4.5	2	3	0	0	0	12	7.3	
CSU BAKERSFIELD	12/7/19	*	17	4-5	.800	1-1	1.000	1-3	.333	2	5	7	4.8	5	0	1	0	1	10	7.6	
MIDDLE TENNESSEE	12/14/19	*	31	4-9	.444	0-2	.000	2-4	.500	2	5	7	5.0	3	2	2	0	1	10	7.8	
vs Southeastern Louisia	12-21-19	*	27	7-11	.636	1-2	.500	5-5	1.000	2	5	7	5.2	2	0	2	1	0	20	8.9	
TENNESSEE TECH	12/29/19	*	18	4-7	.571	0-2	.000	3-6	.500	1	2	3	5.0	3	1	2	0	1	11	9.1	
at Wichita St.	01/04/20	*	23	4-8	.500	0-1	.000	4-5	.800	2	3	5	5.0	2	0	2	3	0	12	9.3	
at Texas A&M	01/07/20	*	24	1-5	.200	0-1	.000	1-2	.500	2	1	3	4.9	4	0	1	0	1	3	8.9	
ARKANSAS	01-11-20	*	19	1-2	.500	0-0	.000	6-6	1.000	2	6	8	5.1	1	1	4	1	0	8	8.8	
LSU	01/18/20	*	29	5-8	.625	0-1	.000	0-1	.000	1	5	6	5.1	5	1	2	1	1	10	8.9	
at Tennessee	01/21/20	*	11	1-4	.250	0-0	.000	0-0	.000	1	4	5	5.1	5	0	2	0	0	2	8.5	
at Georgia	01/25/20	*	28	6-12	.500	1-1	1.000	3-4	.750	2	2	4	5.1	3	0	2	1	0	16	8.9	
Totals			17	389	60-116	.517	5-16	.313	35-50	.700	28	63	91	5.1	61	15	27	13	11	160	8.9

Games played: 18  
 Minutes/game: 21.6  
 Points/game: 8.9  
 FG Pct: 51.7  
 3FG Pct: 31.3  
 FT Pct: 70.0

Rebounds/game: 5.1  
 Assists/game: 0.8  
 Turnovers/game: 1.5  
 Assist/turnover ratio: 0.6  
 Steals/game: 0.6  
 Blocks/game: 0.7

### FOUR FASTBREAK FACTS

- Began his college career at Virginia Tech
- High school teammates with fellow Rebel Devontae Shuler at Oak Hill Academy
- Led Oak Hill to 42-1 record, making the game-winning bucket in the national title game
- Favorite TV show is Family Guy

### CAREER HIGHS

- POINTS**  
20, vs. Southeastern Louisiana (11/21/19)
- REBOUNDS**  
8, 2x, MR: vs. Arkansas (1/11/20)
- FIELD GOALS**  
7, vs. Southeastern Louisiana (11/21/19)
- FREE THROWS**  
6, vs. Arkansas (1/11/20)
- THREE-POINTERS**  
1, 5x, MR: at Georgia (1/25/20)
- ASSISTS**  
3, vs. Butler (12/3/19)
- STEALS**  
2, at Memphis (11/23/19)
- BLOCKS**  
3, at Wichita State (1/4/20)

### CAREER STATISTICS

Season	gp-gs	min/avg	Total		3-Point		F-Throws		Rebounds				Scoring							
			fg-fga	pct	fg-fga	pct	ft-fa	pct	off	def	tot	avg	pf	fo	ast	to	blk	stl	pts	avg
2019-20	18-17	389/21.6	60-116	.517	5-16	.313	35-50	.700	28	63	91	5.1	61	4	15	27	13	11	160	8.9
TOTAL	18-17	389/21.6	60-116	.517	5-16	.313	35-50	.700	28	63	91	5.1	61	4	15	27	13	11	160	8.9

# 4

# TYREE

Somerset, N.J. • St. Joseph HS

---

6-2 • 195 • 3L

---

General Studies

SR.

---

G



### FOUR FASTBREAK FACTS

1. Chair of the SEC Men's Basketball Leadership Council
2. As a kid, recruited by European professional soccer clubs
3. Cousin of former NFL wide receiver David Tyree
4. High school teammates with NBA players Karl-Anthony Towns and Wade Baldwin

Opponent	Date	gs	min	Total		3-Pointers		Free throws		Rebounds				pf	a	t/o	blk	stl	pts	avg	
				fg-fga	pct	3fg-fga	pct	ft-fa	pct	off	def	tot	avg								
ARKANSAS STATE	11-8-19	*	25	2-9	.222	1-7	.143	1-2	.500	0	2	2	2.0	0	4	2	0	3	6	6.0	
NORFOLK STATE	11-12-19	*	36	8-18	.444	2-8	.250	3-3	1.000	0	3	3	2.5	0	3	1	0	3	21	13.5	
WESTERN MICHIGAN	11-15-19	*	29	7-16	.438	1-4	.250	5-6	.833	1	3	4	3.0	1	3	2	0	1	20	15.7	
SEATTLE	11-19-19	*	25	3-8	.375	0-2	.000	4-4	1.000	1	5	6	3.8	1	5	1	0	1	10	14.3	
at Memphis	11/23/19	*	35	7-20	.350	2-7	.286	8-10	.800	0	4	4	3.8	3	4	6	0	1	24	16.2	
vs Penn St.	11/27/19	*	33	7-18	.389	1-7	.143	3-5	.600	0	5	5	4.0	1	0	3	1	0	18	16.5	
vs Oklahoma St.	11/29/19	*	28	3-11	.273	1-4	.250	0-0	.000	1	4	5	4.1	1	0	5	0	0	7	15.1	
BUTLER	12-3-19		18	8-16	.500	4-8	.500	2-3	.667	1	7	8	4.6	3	1	2	0	2	22	16.0	
CSU BAKERSFIELD	12/7/19	*	38	4-10	.400	1-4	.250	11-14	.786	1	1	2	4.3	2	6	1	0	1	20	16.4	
MIDDLE TENNESSEE	12/14/19	*	37	11-20	.550	8-11	.727	4-5	.800	0	5	5	4.4	0	4	2	1	2	34	18.2	
vs Southeastern Louisia	12-21-19	*	37	5-15	.333	2-8	.250	2-4	.500	1	0	1	4.1	2	5	2	0	0	14	17.8	
TENNESSEE TECH	12/29/19	*	30	4-10	.400	1-6	.167	0-2	.000	0	3	3	4.0	3	3	0	0	0	9	17.1	
at Wichita St.	01/04/20	*	32	2-9	.222	1-2	.500	4-4	1.000	0	3	3	3.9	3	2	2	0	0	9	16.5	
at Texas A&M	01/07/20	*	33	10-19	.526	6-13	.462	0-1	.000	0	3	3	3.9	3	2	4	0	2	26	17.1	
ARKANSAS	01-11-20	*	39	8-20	.400	2-3	.667	9-10	.900	0	3	3	3.8	3	1	1	0	2	27	17.8	
LSU	01/18/20	*	39	12-20	.600	3-6	.500	9-9	1.000	0	3	3	3.8	4	4	2	0	2	36	18.9	
at Tennessee	01/21/20	*	38	7-22	.318	3-9	.333	1-2	.500	0	3	3	3.7	3	0	3	0	1	18	18.9	
at Georgia	01/25/20	*	37	8-15	.533	1-2	.500	3-5	.600	0	4	4	3.7	3	4	2	0	3	20	18.9	
Totals			17	589	116-276	.420	40-111	.360	69-89	.775	6	61	67	3.7	36	51	41	2	24	341	18.9

Games played: 18  
 Minutes/game: 32.7  
 Points/game: 18.9  
 FG Pct: 42.0  
 3FG Pct: 36.0  
 FT Pct: 77.5

Rebounds/game: 3.7  
 Assists/game: 2.8  
 Turnovers/game: 2.3  
 Assist/turnover ratio: 1.2  
 Steals/game: 1.3  
 Blocks/game: 0.1

### CAREER HIGHS

- POINTS**  
36, vs. LSU (1/18/20)
- REBOUNDS**  
8, 2x, MR: vs. Butler (12/3/19)
- FIELD GOALS**  
12, vs. LSU (1/18/20)
- FREE THROWS**  
13, vs. Baylor (11/23/18)
- THREE-POINTERS**  
8, vs. Middle Tennessee (12/14/19)
- ASSISTS**  
7, at Kentucky (2/28/18)
- STEALS**  
4, vs. FGCU (12/29/18)
- BLOCKS**  
2, 2x, MR: at South Carolina (2/19/19)

### CAREER STATISTICS

Season	gp-gs	min/avg	Total		3-Point		F-Throws		Rebounds				Scoring							
			fg-fga	pct	fg-fga	pct	ft-fa	pct	off	def	tot	avg	pf	fo	ast	to	blk	stl	pts	avg
2016-17	34-23	651/19.1	85-228	.373	27-87	.310	52-74	.703	9	55	64	1.9	53	0	65	71	0	22	249	7.3
2017-18	32-23	807/25.2	122-310	.394	47-132	.356	56-80	.700	11	59	70	2.2	64	1	90	58	9	22	347	10.8
2018-19	33-33	1117/33.8	197-429	.459	69-184	.375	128-154	.831	11	86	97	2.9	65	2	92	80	14	32	591	17.9
2019-20	18-17	589/32.7	116-276	.420	40-111	.360	69-89	.775	6	61	67	3.7	36	0	51	41	2	24	341	18.9
TOTAL	117-96	3164/27.0	520-1243	.418	183-514	.356	305-397	.768	37	261	298	2.5	218	3	298	250	25	100	1528	13.1


# 13 bryce WILLIAMS

JR. G

Tampa, Fla. • Daytona State

6-2 • 178 • JC

General Studies




Opponent	Date	gs	min	Total		3-Pointers		Free throws		Rebounds				pf	a	t/o	blk	stl	pts	avg
				fg-fga	pct	3fg-fga	pct	ft-fa	pct	off	def	tot	avg							
ARKANSAS STATE	11-8-19	14	1-1	1.000	0-0	.000	0-0	.000	0	1	1	1.0	2	2	2	0	0	2	2.0	
NORFOLK STATE	11-12-19	6	0-1	.000	0-0	.000	0-0	.000	0	0	0	0.5	1	1	0	0	0	0	1.0	
WESTERN MICHIGAN	11-15-19	14	2-3	.667	0-1	.000	1-3	.333	0	0	0	0.3	1	0	1	0	1	5	2.3	
SEATTLE	11-19-19	22	2-2	1.000	1-1	1.000	3-3	1.000	0	1	1	0.5	2	2	4	0	0	8	3.8	
at Memphis	11/23/19	10	1-4	.250	1-2	.500	4-4	1.000	0	0	0	0.4	2	1	1	0	0	7	4.4	
vs Penn St.	11/27/19	20	3-6	.500	3-3	1.000	6-6	1.000	1	0	1	0.5	1	1	2	1	1	15	6.2	
vs Oklahoma St.	11/29/19	14	1-4	.250	0-2	.000	0-2	.000	0	0	0	0.4	2	0	1	1	1	2	5.6	
BUTLER	12-3-19	*	32	1-3	.333	0-1	.000	0-0	.000	0	1	1	0.5	3	1	0	0	2	5.1	
CSU BAKERSFIELD	12/7/19	6	0-0	.000	0-0	.000	0-0	.000	0	0	0	0.4	1	0	2	0	0	0	4.6	
MIDDLE TENNESSEE	12/14/19	5	1-1	1.000	0-0	.000	0-0	.000	0	1	1	0.5	1	2	1	0	0	2	4.3	
vs Southeastern Louisia	12-21-19	3	1-1	1.000	0-0	.000	2-2	1.000	0	1	1	0.5	0	0	0	0	1	4	4.3	
TENNESSEE TECH	12/29/19	8	0-0	.000	0-0	.000	0-0	.000	0	0	0	0.5	2	1	0	0	0	0	3.9	
at Florida	01/14/20	17	1-1	1.000	0-0	.000	0-0	.000	0	0	0	0.5	5	1	1	0	0	2	3.8	
LSU	01/18/20	17	1-4	.250	1-1	1.000	0-0	.000	0	2	2	0.6	2	1	1	0	1	3	3.7	
at Tennessee	01/21/20	16	1-3	.333	1-2	.500	2-2	1.000	1	0	1	0.6	1	0	0	0	1	5	3.8	
at Georgia	01/25/20	26	3-4	.750	2-3	.667	0-0	.000	0	0	0	0.6	3	0	1	0	1	8	4.1	
Totals		1	230	19-38	.500	9-16	.563	18-22	.818	2	7	9	0.6	29	13	17	2	7	65	4.1

Games played: 16  
 Minutes/game: 14.4  
 Points/game: 4.1  
 FG Pct: 50.0  
 3FG Pct: 56.3  
 FT Pct: 81.8

Rebounds/game: 0.6  
 Assists/game: 0.8  
 Turnovers/game: 1.1  
 Assist/turnover ratio: 0.8  
 Steals/game: 0.4  
 Blocks/game: 0.1

### FOUR FASTBREAK FACTS

1. Teammates with fellow Rebel Khadim Sy at Daytona State
2. Led Daytona State in free throw percentage last season (82.5%)
3. Averaged 28 ppg as a senior at South Sumter High School
4. Has four siblings

### CAREER HIGHS

- POINTS**  
 15, vs. Penn State (11/27/19)
- REBOUNDS**  
 2, vs. LSU (1/18/20)
- FIELD GOALS**  
 3, 2x, MR: at Georgia (1/25/20)
- FREE THROWS**  
 6, vs. Penn State (11/27/19)
- THREE-POINTERS**  
 3, vs. Penn State (11/27/19)
- ASSISTS**  
 2, 3x, MR: vs. Middle Tennessee (12/14/19)
- STEALS**  
 1, 7x, MR: at Georgia (1/25/20)
- BLOCKS**  
 1, 2x, MR: vs. Oklahoma State (11/29/19)

### CAREER STATISTICS

Season	gp-gs	min/avg	Total		3-Point		F-Throws		Rebounds				Scoring							
			fg-fga	pct	fg-fga	pct	ft-fa	pct	off	def	tot	avg	pf	fo	ast	to	blk	stl	pts	avg
2019-20	16-1	230/14.4	19-38	.500	9-16	.563	18-22	.818	2	7	9	0.6	29	1	13	17	2	7	65	4.1
TOTAL	16-1	230/14.4	19-38	.500	9-16	.563	18-22	.818	2	7	9	0.6	29	1	13	17	2	7	65	4.1



**2019-20 Ole Miss Basketball**  
**Ole Miss Combined Team Statistics (as of Jan 26, 2020)**  
**All games**



<b>RECORD:</b>	<b>OVERALL</b>	<b>HOME</b>	<b>AWAY</b>	<b>NEUTRAL</b>
ALL GAMES	10-9	7-3	1-5	2-1
CONFERENCE	1-5	0-2	1-3	0-0
NON-CONFERENCE	9-4	7-1	0-2	2-1

#	Player	gp-gs	min	avg	Total		3-Point		F-Throw		Rebounds				pf	dq	a	to	blk	stl	pts	avg
					fg-fga	fg%	3fg-fga	3fg%	ft-fa	ft%	off	def	tot	avg								
04	Tyree,Breoin	18-17	589	32.7	116-276	.420	40-111	.360	69-89	.775	6	61	67	3.7	36	0	51	41	2	24	341	18.9
00	Hinson,Blake	15-14	453	30.2	56-132	.424	25-76	.329	26-38	.684	21	58	79	5.3	40	1	20	32	4	7	163	10.9
05	Buffen,KJ	19-19	554	29.2	70-132	.530	4-16	.250	48-70	.686	38	81	119	6.3	57	4	31	34	16	28	192	10.1
02	Shuler,Devontae	19-19	618	32.5	70-179	.391	23-72	.319	25-44	.568	13	76	89	4.7	29	0	68	41	8	33	188	9.9
03	Sy,Khadim	18-17	389	21.6	60-116	.517	5-16	.313	35-50	.700	28	63	91	5.1	61	4	15	27	13	11	160	8.9
15	Rodriguez,Luis	5-5	115	23.0	9-24	.375	0-7	.000	11-16	.688	11	15	26	5.2	5	0	13	3	2	5	29	5.8
13	Williams,Bryce	16-1	230	14.4	19-38	.500	9-16	.563	18-22	.818	2	7	9	0.6	29	1	13	17	2	7	65	4.1
01	Crowley,Austin	19-1	311	16.4	22-59	.373	9-27	.333	11-16	.688	8	22	30	1.6	27	1	30	19	1	10	64	3.4
23	Hunter,Sammy	18-1	257	14.3	20-50	.400	1-8	.125	14-19	.737	10	17	27	1.5	36	0	9	11	0	3	55	3.1
14	Collum,Antavion	14-0	108	7.7	4-16	.250	2-12	.167	6-9	.667	2	14	16	1.1	15	0	2	5	0	7	16	1.1
10	Curry,Carlos	12-0	64	5.3	6-14	.429	0-0	.000	0-0	.000	3	6	9	0.8	12	0	2	3	2	3	12	1.0
11	Miller,Franco	13-1	128	9.8	2-17	.118	1-13	.077	1-2	.500	3	14	17	1.3	10	0	6	10	0	1	6	0.5
33	McBride,John	7-0	12	1.7	1-5	.200	1-2	.500	0-0	.000	2	1	3	0.4	0	0	0	1	1	0	3	0.4
34	McKay,Conner	1-0	1	1.0	0-0	.000	0-0	.000	0-0	.000	0	0	0	0.0	0	0	0	0	0	0	0	0.0
Team											34	41	75		2		11					
Total.....		0	3829		455-1058	.430	120-376	.319	264-375	.704	181	476	657	0.0	359	11	260	255	51	139	1294	0.0
Opponents.....		0	3829		438-1022	.429	107-358	.299	290-393	.738	164	480	644	0.0	359	-	237	263	73	125	1273	0.0

TEAM STATISTICS	OM	OPP	Date	Opponent	Score	Att.
SCORING	1294	1273	11-8-19	ARKANSAS STATE	w 71-43	8009
Points per game	68.1	67.0	11-12-19	NORFOLK STATE	w 68-55	6412
Scoring margin	+1.1	-	11-15-19	WESTERN MICHIGAN	w 85-58	7310
FIELD GOALS-ATT	455-1058	438-1022	11-19-19	SEATTLE	w 65-52	6316
Field goal pct	.430	.429	11/23/19	at Memphis	L 86-87	17875
3 POINT FG-ATT	120-376	107-358	11/27/19	vs Penn St.	w 74-72	4114
3-point FG pct	.319	.299	11/29/19	vs Oklahoma St.	L 37-78	4159
3-pt FG made per game	6.3	5.6	12-3-19	BUTLER	L 58-67	7348
FREE THROWS-ATT	264-375	290-393	12/7/19	CSU BAKERSFIELD	w 83-67	6276
Free throw pct	.704	.738	12/14/19	MIDDLE TENNESSEE	w 82-64	7334
F-Throws made per game	13.9	15.3	12-21-19	vs Southeastern Louisia	w 83-76	2042
REBOUNDS	657	644	12/29/19	TENNESSEE TECH	w 80-63	7261
Rebounds per game	34.6	33.9	01/04/20	at Wichita St.	L 54-74	10506
Rebounding margin	+0.7	-	* 01/07/20	at Texas A&M	L 47-57	5982
ASSISTS	260	237	* 01-11-20	ARKANSAS	L 72-76	8233
Assists per game	13.7	12.5	* 01/14/20	at Florida	L 55-71	9545
TURNOVERS	255	263	* 01/18/20	LSU	L 76-80	8043
Turnovers per game	13.4	13.8	* 01/21/20	at Tennessee	L 48-73	17031
Turnover margin	+0.4	-	* 01/25/20	at Georgia	w 70-60	10523
Assist/turnover ratio	1.0	0.9				
STEALS	139	125	* = Conference game			
Steals per game	7.3	6.6				
BLOCKS	51	73				
Blocks per game	2.7	3.8				
ATTENDANCE	72542	81777				
Home games-Avg/Game	10-7254	6-11910				
Neutral site-Avg/Game	-	3-3438				

Score by Periods	1st	2nd	Totals
Ole Miss	620	674	1294
Opponents	629	644	1273



**2019-20 Ole Miss Basketball**  
**Ole Miss Combined Team Statistics (as of Jan 26, 2020)**  
**Conference games only**



<b>RECORD:</b>	<b>OVERALL</b>	<b>HOME</b>	<b>AWAY</b>	<b>NEUTRAL</b>
ALL GAMES	1-5	0-2	1-3	0-0
CONFERENCE	1-5	0-2	1-3	0-0
NON-CONFERENCE	0-0	0-0	0-0	0-0

#	Player	gp-gs	min	avg	Total		3-Point		F-Throw		Rebounds				pf	dq	a	to	blk	stl	pts	avg		
					fg-fga	fg%	3fg-fga	3fg%	ft-fta	ft%	off	def	tot	avg										
04	Tyree,Breein	5-5	186	37.2	45-96	.469	15-33	.455	22-27	.815	0	16	16	3.2	16	0	11	12	0	10	127	25.4		
05	Buffen,KJ	6-6	168	28.0	19-35	.543	0-4	.000	20-27	.741	15	19	34	5.7	22	1	6	10	5	5	58	9.7		
00	Hinson,Blake	6-6	202	33.7	21-65	.323	7-34	.206	8-12	.667	8	28	36	6.0	19	0	8	12	2	4	57	9.5		
02	Shuler,Devontae	6-6	204	34.0	19-58	.328	4-21	.190	5-11	.455	3	31	34	5.7	12	0	14	12	1	12	47	7.8		
03	Sy,Khadim	5-5	111	22.2	14-31	.452	1-3	.333	10-13	.769	8	18	26	5.2	18	2	2	11	3	2	39	7.8		
13	Williams,Bryce	4-0	76	19.0	6-12	.500	4-6	.667	2-2	1.000	1	2	3	0.8	11	1	2	3	0	3	18	4.5		
23	Hunter,Sammy	5-0	49	9.8	4-13	.308	0-2	.000	1-2	.500	3	1	4	0.8	9	0	0	1	0	0	9	1.8		
01	Crowley,Austin	6-1	100	16.7	2-15	.133	1-5	.200	4-6	.667	2	8	10	1.7	4	0	8	4	0	4	9	1.5		
10	Curry,Carlos	3-0	27	9.0	2-5	.400	0-0	.000	0-0	.000	1	1	2	0.7	6	0	1	1	1	1	4	1.3		
33	McBride,John	1-0	1	1.0	0-0	.000	0-0	.000	0-0	.000	0	1	1	1.0	0	0	0	0	1	0	0	0.0		
14	Collum,Antavion	4-0	15	3.8	0-2	.000	0-1	.000	0-0	.000	0	3	3	0.8	1	0	0	0	0	0	0	0.0		
11	Miller,Franco	4-1	61	15.3	0-5	.000	0-4	.000	0-0	.000	3	5	8	2.0	7	0	2	5	0	0	0	0.0		
Team											14	8	22											
Total.....		6	1200		132-337	.392	32-113	.283	72-100	.720	58	141	199	33.2	125	4	54	77	13	41	368	61.3		
Opponents.....		6	1200		134-315	.425	34-111	.306	115-145	.793	57	161	218	36.3	99	-	69	74	30	34	417	69.5		

TEAM STATISTICS	OM	OPP	Date	Opponent	Score	Att.
SCORING	368	417	* 01/07/20	at Texas A&M	L 47-57	5982
Points per game	61.3	69.5	* 01-11-20	ARKANSAS	L 72-76	8233
Scoring margin	-8.2	-	* 01/14/20	at Florida	L 55-71	9545
FIELD GOALS-ATT	132-337	134-315	* 01/18/20	LSU	L 76-80	8043
Field goal pct	.392	.425	* 01/21/20	at Tennessee	L 48-73	17031
3 POINT FG-ATT	32-113	34-111	* 01/25/20	at Georgia	w 70-60	10523
3-point FG pct	.283	.306	* = Conference game			
3-pt FG made per game	5.3	5.7				
FREE THROWS-ATT	72-100	115-145				
Free throw pct	.720	.793				
F-Throws made per game	12.0	19.2				
REBOUNDS	199	218				
Rebounds per game	33.2	36.3				
Rebounding margin	-3.2	-				
ASSISTS	54	69				
Assists per game	9.0	11.5				
TURNOVERS	77	74				
Turnovers per game	12.8	12.3				
Turnover margin	-0.5	-				
Assist/turnover ratio	0.7	0.9				
STEALS	41	34				
Steals per game	6.8	5.7				
BLOCKS	13	30				
Blocks per game	2.2	5.0				
ATTENDANCE	16276	43081				
Home games-Avg/Game	2-8138	4-10770				
Neutral site-Avg/Game	-	0-0				

Score by Periods	1st	2nd	Totals
Ole Miss	184	184	368
Opponents	193	224	417