



2019-20 AUBURN MEN'S BASKETBALL

SCHEDULE/RESULTS

DATE	OPPONENT	TIME/RESULT
Nov. 5	Georgia Southern (SECN)	W, 83-74
Nov. 8	! vs. Davidson (CBSSN)	W, 76-66
Nov. 12	at South Alabama (ESPN+)	W, 70-69
Nov. 15	% CSUN (SECN)	W, 116-70
Nov. 18	% Colgate (SECN)	W, 91-62
Nov. 25	^ vs. New Mexico (ESPNEWS)	W, 84-59
Nov. 26	^ vs. Richmond (ESPN2)	W, 79-65
Dec. 5	Furman (SECN)	W, 81-78 (OT)
Dec. 14	@ vs. Saint Louis (ESPN2)	W, 67-61
Dec. 19	NC State (ESPN2)	W, 79-73
Dec. 21	Lehigh (SECN)	W, 74-51
Dec. 29	Lipscomb (SECN)	W, 86-59
Jan. 4	* at Mississippi State (SECN)	W, 80-68
Jan. 8	* Vanderbilt (SECN)	W, 83-79
Jan. 11	* Georgia (ESPNEWS)	W, 82-60
Jan. 15	* at Alabama (ESPN2)	L, 83-64
Jan. 18	* at Florida (CBS)	L, 69-47
Jan. 22	* South Carolina (ESPNU)	W, 80-67
Jan. 25	\$ Iowa State (ESPNU)	W, 80-76
Jan. 28	* at Ole Miss (ESPNU)	8:00 pm
Feb. 1	* Kentucky (ESPN)	5:00 pm
Feb. 4	* at Arkansas (SECN)	6:00 pm
Feb. 8	* LSU (ESPN/2)	11:00 am
Feb. 12	* Alabama (ESPN2)	6:00 pm
Feb. 15	* at Missouri (ESPN2)	5:00 pm
Feb. 19	* at Georgia (ESPN2/U)	6:00 pm
Feb. 22	* Tennessee (CBS)	11:00 am
Feb. 25	* Ole Miss (ESPN/2/SECN)	6:00 pm
Feb. 29	* at Kentucky (CBS)	2:45 pm
Mar. 4	* Texas A&M (ESPN2/U)	6:00 pm
Mar. 7	* at Tennessee (ESPN/2)	11:00 am

All times Central // * - Southeastern Conference Game
 ! - Veterans Classic (Annapolis, Md.)
 % - Legends Classic Campus Games (Auburn, Ala.)
 @ - Mike Slive Invitational (Birmingham, Ala.)
 \$ - Big 12/SEC Challenge (Auburn, Ala.)

MATCHUP



#17/16 Auburn Tigers (17-2, 4-2 SEC)

Head Coach: Bruce Pearl, 25th season (579-219), 6th season at AU (117-74)



Ole Miss Rebels (10-9, 1-5 SEC)

Head Coach: Kermit Davis, 25th season (499-285), 2nd season at OM (30-22)

Date / Time _____ Jan. 28, 2020 / 8:00 pm CT
 Site / Venue _____ Oxford, Miss. / The Pavilion (9,500)
 TV _____ ESPNU
 PxB _____ Kevin Fitzgerald
 Analyst _____ Barry Booker
 Radio _____ AU Sports Network / 93.9 Tiger FM / TuneIn
 PxB _____ Andy Burcham
 Analyst _____ Sonny Smith

Series History

Overall	AU leads 75-62
In Auburn	AU leads 50-16
In Oxford	OM leads 42-24
Neutral Site	OM leads 4-1
Last Meeting	OM, 60-55 (2/13/19)
Streak	Ole Miss W2

- » Auburn and Ole Miss are set to meet on the hardwood for the 138th time Tuesday night. Despite the Rebels winning both matchups last season, the Tigers lead the all-time series 75-62.
- » Auburn won in Oxford in 2018, snapping an 8-game losing streak to Ole Miss on its home court. The Rebels have won nine of the last 10 at home.
- » Auburn has a chance to improve its record to 18-2 with a win at Ole Miss. Should the Tigers prevail, they would match the 2017-18 SEC championship team for the fourth-best 20-game start to a season. Auburn's best starts to a season came in 1927-28, 1958-59 and 1998-99 when it began each campaign 19-1.
- » Auburn boasts the best record in the SEC against Quadrant I and II opponents at 6-2 (.750) this season. The Tigers are tied with Kentucky for the second-most Quadrant I and II wins, trailing only LSU with eight.
- » The Tigers appeared at No. 17 in the latest AP poll, marking the 15th consecutive poll that Auburn has been ranked. That streak is the third-longest in program history. The longest streaks are 31, held from Dec. 14, 1998 until March 13, 2000, and 23, held from Jan. 8, 2018 until Jan. 21, 2019.
- » The 2019-20 Tigers have a chance to be the best defensive team under Coach Pearl at Auburn. The Tigers are allowing only 67.8 points per game and have held every opponent under its scoring average this season. The previous best defensive team under Pearl on The Plains was the 2018-19 team that allowed 68.8 points per game.

PROBABLE AUBURN STARTERS














Pos.	No.	Name	Ht.	Wt.	Cl.	Hometown (Last School)	PPG	RPG	APG	Blk	Stl	FG%	FT%
F	3	Danjel Purifoy	6-7	230	Sr.	Centreville, Ala. (Hargrave Military Academy)	9.3	5.0	1.4	6	15	.389	.800
G	5	J'Von McCormick	6-0	185	Sr.	New Orleans, La. (Lee College)	11.0	3.8	4.8	1	17	.393	.525
G	10	Samir Doughty	6-4	195	Sr.	Philadelphia, Pa. (VCU)	14.6	3.8	2.7	4	24	.403	.760
F	23	Isaac Okoro	6-6	225	Fr.	Powder Springs, Ga. (McEachern)	12.9	4.2	2.1	18	17	.539	.679
C	50	Austin Wiley	6-11	260	Sr.	Hoover, Ala. (Calusa Prep)	10.2	9.2	0.5	33	7	.536	.701
G	1	Jamal Johnson	6-4	195	R-So.	Birmingham, Ala. (Memphis)	5.1	1.5	0.5	2	7	.424	.737
G	22	Allen Flanigan	6-5	200	Fr.	Little Rock, Ark. (Parkview Magnet)	3.3	2.6	0.3	2	4	.458	.278
F	24	Anfernee McLemore	6-7	220	Sr.	Warwick, Ga. (Worth County)	7.4	4.3	0.6	31	13	.505	.647
G	35	Devan Cambridge	6-6	190	Fr.	Nashville, Tenn. (Hillcrest Prep (Ariz.))	4.1	2.0	0.2	5	9	.456	.231

PROBABLE OLE MISS STARTERS

Pos.	No.	Name	Ht.	Wt.	Cl.	Hometown (Last School)	PPG	RPG	APG	Blk	Stl	FG%	FT%
G/F	0	Blake Hinson	6-7	229	So.	Deltona, Fla. (Sunrise Christian Academy)	10.9	5.3	1.3	4	7	.424	.684
G	2	Devontae Shuler	6-2	190	Fr.	Irmo, S.C. (Oak Hill Academy)	9.9	4.7	3.6	8	33	.391	.568
F	3	Khadim Sy	6-10	240	Jr.	Dakar, Senegal (Daytona State)	8.9	5.1	0.8	13	11	.517	.700
G	4	Breein Tyree	6-2	195	Sr.	Somerset, N.J. (St. Joseph)	18.9	3.7	1.2	2	24	.420	.775
F	5	KJ Buffen	6-7	225	So.	Gainesville, Ga. (Gainesville)	10.1	6.3	1.6	16	28	.530	.686
G	1	Austin Crowley	6-5	190	Fr.	West Point, N.Y. (Sunrise Christian Academy)	3.4	1.6	1.6	1	10	.373	.688
G	13	Bryce Williams	6-2	180	Jr.	Tampa, Fla. (Daytona State)	4.1	0.6	0.8	2	7	.500	.818
F	14	Antavion Collum	6-7	224	Fr.	Memphis, Tenn. (Bartlett)	1.1	1.1	0.1	0	7	.250	.667
F	23	Sammy Hunter	6-9	228	Fr.	Nassau, Bahamas (B.C. Christian Academy)	3.1	1.5	0.5	0	3	.400	.737

MEDIA SPOT CHART

(probable starters in orange)

	0	TYRELL JONES	<p>FR » G » 6-1 » 170 » Chicago, Ill. » West Oaks Academy</p> <ul style="list-style-type: none"> • Appeared in 10 games off the bench • Known as dynamic playmaker with smoothest stroke on team • LAST GAME: DNP vs. Iowa State 	<p>Career-Highs Pts _____ 3 Reb _____ 6 Ast _____ 3 Stl _____ 3 Min _____ 13</p>
	1	JAMAL JOHNSON	<p>SO » G » 6-4 » 195 » Birmingham, Ala. » Memphis</p> <ul style="list-style-type: none"> • Team's best 3-point shooter at 46% (26-of-56) • 13.3 min are most by any guard off the bench • LAST GAME: 3 pts, 1-2 3-pt in 8 min vs. Iowa State 	<p>Career-Highs Pts _____ 18 (3x) Reb _____ 8 (2x) Ast _____ 3 (3x) Stl _____ 2 (8x) Min _____ 40</p>
	2	JAYLIN WILLIAMS	<p>FR » F » 6-7 » 230 » Nahunta, Ga. » Brantley County HS</p> <ul style="list-style-type: none"> • Appeared in 8 games off the bench • 1st career blk vs. Colgate • LAST GAME: DNP vs. Iowa State 	<p>Career-Highs Pts _____ 5 Reb _____ 1 (4x) Ast _____ - Blk _____ 1 Min _____ 5</p>
	3	DANJEL PURIFOY	<p>SR » F » 6-7 » 230 » Centreville, Ala. » Hargrave Military Academy</p> <ul style="list-style-type: none"> • Made 3+ 3s 7 times, including 4 of 1st 5 games • 92% FT in SEC play • LAST GAME: 11 pts, 6 reb, 3 stl in 33 min vs. Iowa State 	<p>Career-Highs Pts _____ 27 (2x) Reb _____ 15 Ast _____ 9 Stl _____ 3 (7x) Min _____ 39</p>
	4	JAVON FRANKLIN	<p>SO » F » 6-7 » 218 » Little Rock, Ark. » Holmes CC</p> <ul style="list-style-type: none"> • Appeared in 5 games off the bench • Recovering from serious leg injury suffered in final year of JUCO • LAST GAME: DNP vs. Iowa State 	<p>Career-Highs Pts _____ - Reb _____ 1 Ast _____ 1 Blk _____ - Min _____ 2 (3x)</p>
	5	J'VON MCCORMICK	<p>SR » G » 6-0 » 185 » New Orleans, La. » Lee College</p> <ul style="list-style-type: none"> • Leads SEC with 2.33 assist-to-turnover ratio • 72% FT in SEC play • LAST GAME: 11 pts, 4 ast, 3 reb in 32 min vs. Iowa State 	<p>Career-Highs Pts _____ 28 Reb _____ 7 Ast _____ 16 Stl _____ 3 (5x) Min _____ 39</p>
	10	SAMIR DOUGHTY	<p>SR » G » 6-4 » 195 » Philadelphia, Pa. » VCU</p> <ul style="list-style-type: none"> • Has 5 20-pt games after entering season with 2 in 75 career games • Doubling scoring output from last year (7.3 to 14.6 ppg) • LAST GAME: 18 pts, 6 reb, 5 ast, 7-8 FT in 31 min vs. Iowa State 	<p>Career-Highs Pts _____ 33 Reb _____ 10 (2x) Ast _____ 10 Stl _____ 4 (4x) Min _____ 42</p>
	13	"STRETCH" AKINGBOLA	<p>FR » C » 6-10 » 236 » Ogun, Nigeria » McEachern HS</p> <ul style="list-style-type: none"> • 2 blk in 1st career minute of action at South Alabama • Elite defender and best communicator on the team • LAST GAME: DNP vs. Iowa State 	<p>Career-Highs Pts _____ 2 Reb _____ 2 Ast _____ 1 Blk _____ 2 Min _____ 5</p>
	22	ALLEN FLANIGAN	<p>FR » G » 6-5 » 200 » Little Rock, Ark. » Parkview Magnet HS</p> <ul style="list-style-type: none"> • 3rd-best rebounding guard on the team (2.6 per game) • Son of assistant coach and former Auburn guard Wes Flanigan • LAST GAME: 2 pts, 3 reb, 1 ast in 11 min vs. Iowa State 	<p>Career-Highs Pts _____ 12 Reb _____ 6 Ast _____ 2 Stl _____ 2 Min _____ 22</p>
	23	ISAAC OKORO	<p>FR » F » 6-6 » 225 » Powder Springs, Ga » McEachern HS</p> <ul style="list-style-type: none"> • 35 offensive reb, 2nd on team • 1 of 5 current players in the nation to have HS jersey retired • LAST GAME: 19 pts, 2 reb, 2 ast, 7-11 FG in 32 min vs. Iowa State 	<p>Career-Highs Pts _____ 23 Reb _____ 9 Ast _____ 7 Stl _____ 3 Min _____ 43</p>
	24	ANFERNEE MCLEMORE	<p>SR » F » 6-7 » 220 » Warwick, Ga. » Worth County HS</p> <ul style="list-style-type: none"> • 184 career blk, 8th nationally among active players • 10+ pts 6 times, 2 of 1st 4 games in SEC play • LAST GAME: 9 pts, 4 reb, 3 blk, 3-5 3-pt in 18 min vs. Iowa State 	<p>Career-Highs Pts _____ 19 (3x) Reb _____ 13 Ast _____ 2 (5x) Blk _____ 6 (3x) Min _____ 30</p>
	35	DEVAN CAMBRIDGE	<p>FR » G » 6-6 » 190 » Nashville, Tenn. » Hillcrest Prep</p> <ul style="list-style-type: none"> • Appeared in all 19 games off the bench • 26 pts vs. SC, most by AU bench player since 2008 (Tolbert 32 at VU) • LAST GAME: 3 reb, 1 stl in 14 min vs. Iowa State 	<p>Career-Highs Pts _____ 26 Reb _____ 5 Ast _____ 1 (3x) Stl _____ 2 Min _____ 22</p>
	50	AUSTIN WILEY	<p>SR » C » 6-11 » 260 » Hoover, Ala. » Calusa Prep</p> <ul style="list-style-type: none"> • 1+ blk 15 of last 16 games, 2+ blk in 9 of last 12 games • 4th nationally drawing 7.6 fouls per 40 min. • LAST GAME: 7 pts, 9 reb, 3-3 FT in 23 min vs. Iowa State 	<p>Career-Highs Pts _____ 25 Reb _____ 15 Ast _____ 2 Blk _____ 5 (3x) Min _____ 29</p>

2019-20 NUMERICAL ROSTER

No.	Name	Pos.	Ht.	Wt.	Cl.	Hometown (Last School)
0	Tyrell Jones	G	6-1	170	Fr.	Chicago, Ill. (West Oaks Academy)
00	Chandler Leopard	G	6-3	185	Fr.	Athens, Ala. (Athens)
1	Jamal Johnson	G	6-4	195	R-So.	Birmingham, Ala. (Memphis)
2	Jaylin Williams	F	6-7	230	Fr.	Nahunta, Ga. (Brantley County)
3	Danjel Purifoy	F	6-7	230	Sr.	Centreville, Ala. (Hargrave Military Academy)
4	Javon Franklin	F	6-7	218	R-So.	Little Rock, Ark. (Holmes CC)
5	J'Von McCormick	G	6-0	185	Sr.	Katy, Texas (Lee College)
10	Samir Doughty	G	6-4	195	Sr.	Philadelphia, Pa. (VCU)
12	Lior Berman	G	6-4	205	Fr.	Birmingham, Ala. (Mountain Brook)
13	Babatunde Akingbola	C	6-10	236	Fr.	Powder Springs, Ga. (McEachern)
14	Preston Cook	G	6-4	200	So.	Auburn, Ala. (Auburn)
20	Myles Parker	F	6-8	200	So.	Madison, Ala. (Madison Academy)
21	Will Macoy	G	6-4	200	Sr.	Birmingham, Ala. (Vestavia Hills)
22	Allen Flanigan	G/F	6-5	200	Fr.	Little Rock, Ark. (Parkview Magnet)
23	Isaac Okoro	F	6-6	225	Fr.	Powder Springs, Ga. (McEachern)
24	Anfernee McLemore	F	6-7	220	Sr.	Warwick, Ga. (Worth County)
33	Chase Maasdorp	G	6-0	175	So.	Lakewood Ranch, Fla. (The Out-of-Door Academy)
35	Devan Cambridge	G/F	6-6	190	Fr.	Nashville, Tenn. (Hillcrest Prep)
50	Austin Wiley	C	6-11	260	Sr.	Hoover, Ala. (Calusa Prep)
54	Thomas Collier	F	6-9	215	Sr.	Birmingham, Ala. (Briarwood Christian)

Head Coach: Bruce Pearl (6th season)
Assistant Coach: Ira Bowman (2nd season)
Assistant Coach: Wes Flanigan (2nd season)
Assistant Coach: Steven Pearl (6th season)
Director of Operations: Chad Prewett (6th season)
Assistant Director of Operations: Mike Burgomaster (4th season)
Athletic Trainer: Clark Pearson (11th season)
Strength & Conditioning Coach: Damon Davis (11th season)
Director of Player Development: Marquis Daniels (2nd season)
Video Coordinator: Ian Borders (2nd season)

2019-20 ALPHABETICAL ROSTER

No.	Name	Pos.	Ht.	Wt.	Cl.	Hometown (Last School)
13	Babatunde Akingbola	C	6-10	236	Fr.	Powder Springs, Ga. (McEachern)
12	Lior Berman	G	6-4	205	Fr.	Birmingham, Ala. (Mountain Brook)
35	Devan Cambridge	G/F	6-6	190	Fr.	Nashville, Tenn. (Hillcrest Prep)
54	Thomas Collier	F	6-9	215	Sr.	Birmingham, Ala. (Briarwood Christian)
14	Preston Cook	G	6-4	200	So.	Auburn, Ala. (Auburn)
10	Samir Doughty	G	6-4	195	Sr.	Philadelphia, Pa. (VCU)
22	Allen Flanigan	G/F	6-5	200	Fr.	Little Rock, Ark. (Parkview Magnet)
4	Javon Franklin	F	6-7	218	R-So.	Little Rock, Ark. (Holmes CC)
1	Jamal Johnson	G	6-4	195	R-So.	Birmingham, Ala. (Memphis)
0	Tyrell Jones	G	6-1	170	Fr.	Chicago, Ill. (West Oaks Academy)
00	Chandler Leopard	G	6-3	185	Fr.	Athens, Ala. (Athens)
21	Will Macoy	G	6-4	200	Sr.	Birmingham, Ala. (Vestavia Hills)
33	Chase Maasdorp	G	6-0	175	So.	Lakewood Ranch, Fla. (The Out-of-Door Academy)
5	J'Von McCormick	G	6-0	185	Sr.	Katy, Texas (Lee College)
24	Anfernee McLemore	F	6-7	220	Sr.	Warwick, Ga. (Worth County)
23	Isaac Okoro	F	6-6	225	Fr.	Powder Springs, Ga. (McEachern)
20	Myles Parker	F	6-8	200	So.	Madison, Ala. (Madison Academy)
3	Danjel Purifoy	F	6-7	230	Sr.	Centreville, Ala. (Hargrave Military Academy)
50	Austin Wiley	C	6-11	260	Sr.	Hoover, Ala. (Calusa Prep)
2	Jaylin Williams	F	6-7	230	Fr.	Nahunta, Ga. (Brantley County)

ROSTER BY CLASS

Freshmen (8) - Babatunde Akingbola, Lior Berman, Devan Cambridge, Allen Flanigan, Tyrell Jones, Chandler Leopard, Isaac Okoro, Jaylin Williams

Sophomores (5) - Preston Cook, Javon Franklin, Jamal Johnson, Chase Maasdorp, Myles Parker

Juniors (0)

Seniors (7) - Thomas Collier, Samir Doughty, Will Macoy, J'Von McCormick, Anfernee McLemore, Danjel Purifoy, Austin Wiley

PRONUNCIATION GUIDE

BABATUNDE AKINGBOLA
 bah-bah-TOON-day AH-king-boh-luh

LIOR Berman LEE-ohr

SAMIR DOUGHTY SAH-meer DOW-tee

JAVON Franklin JAY-vahn

J'VON McCormick JAY-vahn

ANFERNEE McLemore ANN-fur-knee

ISAAC OKORO oh-CORE-oh

DANJEL PURIFOY DAN-jel PURE-a-foy

QUICK FACTS

UNIVERSITY INFORMATION
 Location _____ Auburn, Ala.
 Founded _____ 1856
 Enrollment _____ 29,776
 Nickname _____ Tigers
 Colors _____ Burnt Orange and Navy Blue
 Conference _____ Southeastern (SEC)

ADMINISTRATION
 Interim President _____ Dr. Jay Gogue
 Director of Athletics _____ Allen Greene
 Athletics Phone _____ 855-282-2010

BASKETBALL STAFF INFORMATION
 Head Coach _____ Bruce Pearl
 Alma Mater _____ Boston College '82
 Career Record _____ 579-219 (.726)
 Seasons _____ 24
 Record at Auburn _____ 117-74 (.613)
 Seasons _____ 5
 Assistant Coach _____ Ira Bowman
 Alma Mater _____ Penn '96
 Assistant Coach _____ Wes Flanigan
 Alma Mater _____ Auburn '97
 Assistant Coach _____ Steven Pearl
 Alma Mater _____ Tennessee '10
 Director of Operations _____ Chad Prewett
 Alma Mater _____ Troy State '94
 Assistant Director of Ops _____ Mike Burgomaster
 Alma Mater _____ Miami '16
 Athletic Trainer _____ Clark Pearson
 Alma Mater _____ Kentucky '96
 Strength & Conditioning Coach _____ Damon Davis
 Alma Mater _____ Western Illinois '03
 Director of Player Development _____ Marquis Daniels
 Alma Mater _____ Auburn '03
 Video Coordinator _____ Ian Borders
 Alma Mater _____ Louisville '07

PROGRAM INFORMATION
 First Year of Basketball _____ 1905-06
 All-Time Record _____ 1369-1192-1 (.535)
 All-Time SEC Record _____ 603-737 (.450)
 SEC Championships _____ 3 (1960, 1999, 2018)
 SEC Tournament Titles _____ 2 (1985, 2019)
 NCAA Tournament Appearances _____ 10
 NCAA Tournament Record _____ 17-10
 All-Americans _____ 13
 All-SEC Selections _____ 93

TEAM INFORMATION
 2018-19 Record _____ 30-10
 SEC Record / Finish _____ 11-7 / 4th
 Home / Away / Neutral _____ 15-2 / 5-6 / 10-2
 Associated Press Final Ranking _____ 14
 USA Today Final Ranking _____ 5
 Letterwinners Returning / Lost _____ 10 / 6
 Starters Returning / Lost _____ 2 / 3
 Newcomers _____ 8

ATHLETICS COMMUNICATIONS
 Associate AD _____ Kirk Sampson
 Associate Director (MBB Contact) _____ Cody Voga
 Cell _____ 334-750-9023
 Email _____ voga@auburn.edu

SOCIAL MEDIA
 @AuburnMBB _____ #WarEagle

BRUCE PEARL

Head Coach
6th year at Auburn • 117-74
25th year overall • 579-219



- 7 National Coach of the Year Awards, 2006 Basketball Times, CBSsportsline, Sporting News National Coach of the Year
- 2006 & 2008 AP SEC Coach of the Year, 2008 SEC Co-Coach of the Year
- 2008 Rupp Cup Co-winner
- Has advanced to postseason play in 20 of 24 years as a head coach
- Set single-season wins records at four different schools (29 at Southern Indiana in 1995; 26 at Wisconsin-Milwaukee in 2005; 31 at Tennessee in 2008; 30 at Auburn in 2019)
- Pearl has achieved a top-5 national ranking at Southern Indiana, Tennessee and Auburn. He has been in the top five in 10 seasons (1994-2001 at Southern Indiana, 2007-08 at Tennessee, 2019-20 at Auburn)
- Bruce Pearl's teams have led their conference in scoring 17 of the 24 years that he has been a head coach. His squads were the SEC's scoring champion in four of his six seasons at Tennessee, averaging 77.4 ppg while allowing 70.5 ppg
- One of 12 coaches to lead three different DI programs to the Sweet 16, joining Rick Barnes, Gene Bartow, John Calipari, Lon Kruger, Frank McGuire, Ralph Miller, Rick Pitino, Bill Self, Tubby Smith, Eddie Sutton and Bruce Weber. Including his stint at DII Southern Indiana, Pearl is one of only three coaches to take four programs (with three at the DI level) to the Sweet 16, joining Lon Kruger and Eddie Sutton
- With the win over Kentucky that sent Auburn to its first Final Four in program history, Pearl notched his 100th win as head coach of the Tigers. He is the first coach in Auburn history to have 100 wins in his first five seasons
- Bruce Pearl is the 11th coach in SEC history to win four conference crowns (overall or division) in a 10-year span. He is on the same list as Adolph Rupp (UK), Babe McCarthy (MSU), Billy Donovan (UF), Dale Brown (LSU), Joe Hall (UK), John Calipari (UK), Nolan Richardson (ARK), Rick Pitino (UK), Rick Stansbury (MSU) and Tubby Smith (UK)
- Auburn sold out of season tickets for the fifth straight time in 2018-19, all under Pearl, to continue the school record streak. Prior to Pearl, the only other time the Tigers sold out of season tickets came was 1999-2000
- Auburn welcomed 138,650 fans inside Auburn Arena for the 2018-19 season. The total is the highest ever recorded in Auburn Arena history
- In 24 full years as a head coach, Bruce Pearl's teams have finished either first or second in conference play 16 times
- At the Division I level, Pearl's teams have topped the 100-point mark 20 times, including a high of 124 in 2009 as well as 121 in the 2007 NCAA Tournament. In his second year as a coach at Southern Indiana the team averaged 101.7 ppg
- In the past three seasons, Auburn has the best non-conference record in the SEC during the regular season at 34-5 (.872), while scheduling regular NCAA Tournament teams in Arizona, Dayton, Duke, Middle Tennessee, Murray State, Oklahoma, Texas Tech, UConn and Xavier

HEAD COACHING RECORD

Year	School	Record	Postseason
1992-93	Southern Indiana	22-7	NCAA Region 3rd Place
1993-94	Southern Indiana	28-4	NCAA Runner-Up
1994-95	Southern Indiana	29-4	NCAA Champions
1995-96	Southern Indiana	25-4	NCAA Sweet 16
1996-97	Southern Indiana	23-5	NCAA First Round
1997-98	Southern Indiana	27-6	NCAA Sweet 16
1998-99	Southern Indiana	26-6	NCAA Sweet 16
1999-00	Southern Indiana	25-6	NCAA Sweet 16
2000-01	Southern Indiana	26-4	NCAA First Round
Total		231-46	
2001-02	Milwaukee	16-13	-
2002-03	Milwaukee	24-8	NCAA First Round
2003-04	Milwaukee	20-11	NIT First Round
2004-05	Milwaukee	26-6	NCAA Sweet 16
Total		86-38	
2005-06	Tennessee	22-8	NCAA Second Round
2006-07	Tennessee	24-11	NCAA Sweet 16
2007-08	Tennessee	31-5	NCAA Sweet 16
2008-09	Tennessee	21-13	NCAA First Round
2009-10	Tennessee	28-9	NCAA Elite Eight
2010-11	Tennessee	19-15	-
Total		145-61	
2014-15	Auburn	15-20	-
2015-16	Auburn	11-20	-
2016-17	Auburn	18-14	-
2017-18	Auburn	26-8	NCAA Second Round
2018-19	Auburn	30-10	NCAA Final Four
2019-20	Auburn	17-2	-
Total		117-74	
Career		579-219	

- His teams have been just as successful off the court as Auburn has had 23 graduates in five years – the most in the SEC. In 2018, Auburn received an Academic Progress Rate Public Recognition Award marking the first time the Tigers have been honored since the award began tracking data in 2004. The NCAA annually honors teams earning multiyear Academic Progress Rates in the top 10 percent of all squads in each sport
- Auburn recently secured its third perfect APR score of 1,000 in mid-May, something that has never been accomplished in program history
- In the past four years, Auburn men's basketball has averaged an APR of 995 (out of 1,000). In the previous four seasons before Pearl and his staff arrived, Auburn's APR average score was 940
- Pearl started AURLIVE at Auburn in 2015-16 to benefit cancer patients in the fight to beat cancer. AURLIVE raises the awareness of cancer prevention and detection while t-shirt sales and donations raise money to benefit cancer patients. He initiated the AURLIVE program in 2009 at Tennessee in recognition of former Vol Chris Lofton, who beat testicular cancer through early diagnosis and treatment and went on to play the entire 2007-08 season while recovering from his battle with the disease
- On Dec. 19, 2019, Children's Harbor in Birmingham, Ala. dedicated their on-site basketball court in honor of the charitable work done by Coach Pearl and the Pearl family over the last six years.
- Bruce Pearl has raised over \$1 million in only five golf tournaments at Auburn. Pearl and his wife, Brandy, have remarkably raised \$770,000 in the last three years benefitting Children's Harbor in Birmingham through the Bruce Pearl For the Children Golf Classic. The mission of Children's Harbor is to help children with serious illness and their families
- The Bruce Pearl Family Foundation in conjunction with L5 Foundation, an organization dedicated to addressing the essential and basic needs of cancer patients, donated \$20,000 to five charities in a ceremony in Knoxville in August 2015
- The Pearl family announced on Feb. 27, 2007, a \$100,000 donation to endow a scholarship in the name of former Tennessee player Dane Bradshaw. The Dane Bradshaw Athletic Scholarship Endowment is awarded to the male or female student-athlete at UT who best epitomizes the characteristics of the 2006-07 senior captain

TOP PERFORMANCES UNDER PEARL AT AUBURN

MOST POINTS TEAM

- 119, vs. Northwestern State (Nov. 27, 2015)
119, vs. Winthrop (Nov. 24, 2017)
- 117, vs. Coastal Carolina (Dec. 15, 2016)
- 116, vs. CSUN (Nov. 15, 2019)**
- 105, vs. Louisiana (Nov. 21, 2014)

MOST POINTS INDIVIDUAL

- 34, Bryce Brown vs. Dayton (Dec. 8, 2018)
- 33, Samir Doughty vs. CSUN (Nov. 15, 2019)**
- 31, Bryce Brown vs. Norfolk State (Nov. 10, 2017)
31, Mustapha Heron vs. Winthrop (Nov. 24, 2017)
31, Jared Harper at UAB (Dec. 15, 2018)

MOST REBOUNDS TEAM

- 66, vs. Mississippi College (Nov. 14, 2018)
- 52, vs. Gardner-Webb (Dec. 6, 2017)
52, vs. CSUN (Nov. 15, 2019)
- 51, vs. Eastern Kentucky (Nov. 17, 2016)
51, at UConn (Dec. 23, 2016)

MOST REBOUNDS INDIVIDUAL

- 19, Cinmeon Bowers at Middle Tennessee (Dec. 12, 2015)
- 18, Cinmeon Bowers vs. Alabama (Jan. 19, 2016)
18, Cinmeon Bowers vs. Ole Miss (Feb. 20, 2016)
- 17, Cinmeon Bowers vs. Milwaukee (Nov. 14, 2014)
17, Cinmeon Bowers vs. Winthrop (Dec. 17, 2014)
17, Cinmeon Bowers vs. Mississippi State (Jan. 21, 2015)
17, Horace Spencer vs. Mississippi College (Nov. 14, 2018)

MOST 3-POINTERS TEAM

- 21, vs. Coastal Carolina (Dec. 15, 2016)
- 18, vs. South Alabama (Nov. 6, 2018)
- 17, vs. Northwestern State (Nov. 27, 2015)
17, vs. Vanderbilt (Feb. 3, 2018)
17, vs. Arkansas (Feb. 20, 2019)
17, vs. North Carolina (Mar. 29, 2019)
17, vs. CSUN (Nov. 15, 2019)

MOST 3-POINTERS INDIVIDUAL

- 9, Bryce Brown at Arkansas (Feb. 17, 2016)
- 8, Kareem Canty at Middle Tennessee (Dec. 12, 2015)
8, Bryce Brown vs. South Carolina (Mar. 3, 2018)
- 7, KT Harrell vs. Coastal Carolina (Dec. 5, 2014)
7, Bryce Brown at Ole Miss (Jan. 9, 2019)
7, Bryce Brown vs. Kansas (Mar. 23, 2019)

MOST FT MADE TEAM

- 31, vs. Arkansas (Feb. 10, 2015)
31, at Arkansas - Feb. 27, 2018)
- 30, at South Carolina (Feb. 17, 2018)
- 29, vs. Georgia (Feb. 24, 2016)
29, vs. Ole Miss (Jan. 9, 2017)

MOST FT MADE INDIVIDUAL

- 15, KT Harrell vs. Georgia (Mar. 3, 2015)
15, Jared Harper at UAB (Dec. 15, 2018)
- 14, Jared Harper vs. Ole Miss (Jan. 7, 2017)
- 12, Desean Murray vs. Ole Miss (Jan. 9, 2018)
12, Jared Harper vs. South Carolina (Mar. 15, 2019)

MOST FT ATTEMPTED TEAM

- 42, vs. Eastern Kentucky (Nov. 17, 2016)
42, vs. Alabama (Jan. 21, 2017)
- 40, vs. Arkansas (Feb. 10, 2015)
40, vs. Alabama (Jan. 19, 2016)
- 39, vs. Milwaukee (Nov. 14, 2014)
39, vs. Georgia (Feb. 24, 2016)
39, vs. Georgia State (Nov. 14, 2016)
39, at South Carolina (Jan. 24, 2017)
39, vs. Florida (Feb. 14, 2017)

MOST FT ATTEMPTED INDIVIDUAL

- 18, Cinmeon Bowers vs. Missouri (Jan. 10, 2015)
18, KT Harrell vs. LSU (Mar. 13, 2015)
18, Austin Wiley vs. Alabama (Jan. 21, 2017)
- 17, Jared Harper vs. Ole Miss (Jan. 7, 2017)
- 16, Cinmeon Bowers vs. LSU (Feb. 2, 2016)
16, Jared Harper at UAB (Dec. 15, 2018)

MOST ASSISTS TEAM

- 27, vs. CSUN (Nov. 15, 2019)**
- 25, vs. Saint Peter's (Nov. 28, 2018)
- 24, vs. South Alabama (Nov. 6, 2018)
- 23, vs. Northwestern State (Nov. 27, 2015)
23, vs. USC Upstate (Nov. 29, 2016)
23, at TCU (Jan. 28, 2017)
23, vs. North Florida (Dec. 29, 2018)

MOST ASSISTS INDIVIDUAL

- 16, J'Von McCormick vs. CSUN (Nov. 15, 2019)**
- 14, Jared Harper vs. Vanderbilt (Feb. 3, 2018)
- 13, Jared Harper vs. South Alabama (Nov. 6, 2018)
- 13, Jared Harper vs. North Carolina (Mar. 29, 2019)
- 10, Kareem Canty vs. Northwestern State (Nov. 27, 2015)
10, Jared Harper vs. Gardner-Webb (Dec. 6, 2017)
10, Jared Harper vs. Murray State (Dec. 22, 2018)
10, Jared Harper vs. North Florida (Dec. 29, 2018)

MOST STEALS TEAM

- 20, vs. North Florida (Dec. 29, 2018)
- 16, vs. Saint Peter's (Nov. 28, 2018)
- 14, vs. Georgia (Jan. 20, 2018)
14, vs. Alabama (Feb. 21, 2018)
14, vs. Mississippi College (Nov. 14, 2018)
14, vs. Florida (Mar. 16, 2019)
14, vs. Tennessee (Mar. 17, 2019)
14, vs. New Mexico (Nov. 25, 2019)

MOST STEALS INDIVIDUAL

- 5, K.C. Ross-Miller vs. Oregon State (Nov. 26, 2014)
5, K.C. Ross-Miller vs. Middle Tennessee (Dec. 29, 2014)
5, Antoine Mason at LSU (Feb. 5, 2015)
5, Malik Dunbar vs. UNC Asheville (Dec. 4, 2018)
5, Chuma Okeke vs. Murray State (Dec. 22, 2018)
5, Chuma Okeke vs. North Florida (Dec. 29, 2018)

MOST BLOCKS TEAM

- 12, at Missouri (Jan. 10, 2017)
12, vs. UNC Asheville (Dec. 4, 2018)
- 11, vs. Boston College (Dec. 12, 2016)
11, vs. CSUN (Nov. 15, 2019)
- 10, vs. Gardner-Webb (Dec. 6, 2017)
10, at Murray St. (Dec. 19, 2017)
10, vs. Cornell (Dec. 30, 2017)

MOST BLOCKS INDIVIDUAL

- 7, Horace Spencer at Arkansas (Feb. 17, 2016)
- 6, Horace Spencer vs. Oklahoma State (Jan. 30, 2016)
6, Horace Spencer vs. Boston College (Dec. 12, 2016)
6, Anfernee McLemore vs. Gardner-Webb (Dec. 6, 2017)
6, Anfernee McLemore at Missouri (Jan. 24, 2018)
6, Anfernee McLemore vs. Lehigh (Dec. 21, 2019)

AUBURN VS. OLE MISS SERIES

» The Tigers and Rebels square off for the 138th time Tuesday night. Auburn holds a 75-62 advantage in the series all-time, despite losing both matchups last season.

» Auburn's win at Oxford in 2018 snapped an 8-game losing streak at Ole Miss. In total, the Rebels have won nine of the last 10 at home in the series. The Tigers are 4-15 in Oxford since the turn of the millennium.

» Head coach Bruce Pearl is 6-9 against Ole Miss all-time with a pair of those wins coming as Auburn's head coach - both in 2018. Pearl is 7-3 against Ole Miss head coach Kermit Davis, including 7-1 when Davis was leading Middle Tennessee.

HOT START

» Auburn is off to one of the best starts in program history. With a win, the Tigers would improve to 18-2, matching the 2017-18 SEC championship team for the fourth-best 20-game start to a season. Listed below are the best 20-game starts to a season in program history.

Rank	Record	Year
1.	19-1	1927-28
	19-1	1958-59
	19-1	1998-99
4.	18-2	2017-18
5.	17-3	1959-60
	17-3	1962-63
	17-3	1999-00

A CLASS ABOVE THE REST

» The 2019-20 senior class made history with a win vs. Vanderbilt. The class amassed its 88th win, setting a program record for most victories in a 4-year period at Auburn all-time.

Most Wins in a 4-Year Period	
Seasons	Wins
2016-17 to 2019-20	91
1997-98 to 2000-01	87
2015-16 to 2018-19	85
1996-97 to 1999-2000	85
1998-99 to 2001-02	83

PLAYER TO WATCH: SAMIR DOUGHTY

Samir Doughty got his groove back last week, scoring 29 points combined against South Carolina and Iowa State. One of the most improved players in the SEC, Doughty has doubled his scoring output from a season ago, averaging 14.6 points per game this year compared to 7.3 points per contest last year.



80-PIECE

» In Auburn's win vs. Iowa State, the Tigers scored 80 points for the 11th time this season. It is the 82nd time Auburn has eclipsed the 80-point plateau under head coach Bruce Pearl. Below are the number of 80-point games by Auburn coaches who have amassed at least 50 such occurrences in their tenure.

Head Coach	Years	Games
Sonny Smith	1978-89	89
Cliff Ellis	1994-2004	89
Bill Lynn	1963-73	87
Bruce Pearl	2014-P	82
Joel Eaves	1949-63	72
Tommy Joe Eagles	1989-94	72
Bob Davis	1973-78	64

ONE OF THE NATION'S BEST

» Auburn has won at the 10th-best rate in all of college basketball over the last two-plus seasons.

Team	'17-18	'18-19	'19-20	Total	Pct.
Gonzaga	32-5	33-4	21-1	86-10	.896
Virginia	31-3	35-3	13-6	79-12	.868
Houston	27-8	33-4	16-4	76-16	.826
Villanova	36-4	26-10	16-3	78-17	.821
Duke	29-8	32-6	16-3	77-17	.819
Michigan St.	30-5	32-7	15-5	77-17	.819
Murray State	26-6	28-5	15-5	69-16	.812
NMSU	28-6	30-5	15-6	73-17	.811
Cincinnati	31-5	28-7	12-7	71-19	.789
Auburn	26-8	30-10	17-2	73-20	.785
Buffalo	27-9	32-4	13-7	72-20	.783
UNCG	27-8	29-7	16-5	72-20	.783
Kansas	31-8	26-10	16-3	73-21	.777
Nevada	29-8	29-5	13-8	71-21	.771
Vermont	27-8	27-7	15-6	69-21	.767

CLASS OF THE SEC

» In the last two-plus seasons, no team in the SEC has won more than Auburn as the Tigers are one of just two programs to amass 70 wins as of games completed through Jan. 27. Listed below are the records of all 14 SEC teams from the 2017-18 season until now.

TALE OF THE TAPE



Scoring Offense	79.1	68.1
Scoring Defense	67.8	67.0
Scoring Margin	+11.2	+1.1
FG Pct.	.446	.430
FG Pct. Defense	.409	.429
3-pt. FG Pct.	.315	.319
3-pt. FG Pct. Defense	.305	.299
FT Pct.	.663	.704
Rebounds Per Game	40.9	34.6
Opp. Rebounds Per Game	36.1	33.9
Rebound Margin	+4.8	+0.7
Assists Per Game	13.7	13.7
Turnovers Per Game	13.1	13.5
Opp. Turnovers Per Game	14.2	13.8
Turnover Margin	+1.1	+0.3
Assist/Turnover Ratio	1.0	1.0
Steals Per Game	6.2	7.3
Blocks Per Game	5.7	2.7

LAST 15 VS. OLE MISS

Date	H/A/N	Result
Jan. 14, 2012	H	W, 69-68 (2OT)
Feb. 11, 2012	A	L, 61-54
Mar. 8, 2012	N	L, 68-54
Jan. 26, 2013	H	L, 63-61
Feb. 23, 2013	A	L, 88-55
Jan. 9, 2014	A	L, 65-62
Feb. 7, 2015	H	L, 86-79
Jan. 27, 2016	A	L, 80-63
Feb. 20, 2016	H	L, 69-59
Jan. 7, 2017	H	L, 88-85
Feb. 11, 2017	A	L, 90-84
Jan. 9, 2018	H	W, 85-70
Jan. 30, 2018	A	W, 79-70
Jan. 9, 2019	A	L, 82-67
Feb. 13, 2019	H	L, 60-55

All Games: Auburn leads 75-62
 All Games at Auburn: Auburn leads 50-16
 All Games at Auburn Arena: Ole Miss leads 5-3
 All Games at BEMC: Auburn leads 33-9
 All Games at Ole Miss: Ole Miss leads 42-24
 All Games at The Pavilion: Ole Miss leads 3-1
 All Games at Tad Smith Col.: Ole Miss leads 33-15
 Bruce Pearl vs. Ole Miss: 6-9
 Kermit Davis vs. Auburn: 2-4
 All Games at Neutral Sites: Ole Miss leads 4-1
 SEC Tournament Games: Ole Miss leads 2-1
 Current Series Streak: 2 by Ole Miss

TOTAL +/-

	Last Game	Season	Avg.
#0 Jones	DNP	-7	-0.7
#1 Johnson	+8	+66	+3.5
#2 Williams	DNP	-7	-0.9
#3 Purifoy	+3	+148	+7.8
#4 Franklin	DNP	-10	-2.0
#5 McCormick	+1	+189	+9.9
#10 Doughty	+5	+193	+10.2
#13 Akingbola	DNP	-7	-0.6
#22 Flanigan	+0	+63	+3.3
#23 Okoro	+3	+171	+9.0
#24 McLemore	-3	+73	+3.8
#35 Cambridge	-3	+89	+4.7
#50 Wiley	+6	+146	+7.7

Team	'17-18	'18-19	'19-20	Total
Auburn	26-8	30-10	17-2	73-20
Kentucky	26-11	30-7	15-4	71-22
Tennessee	26-9	31-6	12-7	69-22
LSU	18-15	28-7	15-4	61-26
Miss. State	25-12	23-11	12-7	60-30
Arkansas	23-12	18-16	15-4	56-32
Florida	21-13	20-16	12-7	53-36
Alabama	20-16	18-16	12-7	50-39
Texas A&M	22-13	14-18	9-9	45-40
Missouri	20-13	15-17	9-10	44-40
S. Carolina	17-16	16-16	11-8	44-40
Ole Miss	12-20	20-13	10-9	42-42
Georgia	18-15	11-21	11-8	40-44
Vanderbilt	12-20	9-23	8-11	29-54

TOP OF THE PACK

» The Tigers have clinched the best marks in the SEC in both wins and winning percentage in non-league regular-season games over the last four seasons. Auburn is the only SEC team that has won at least 10 regular-season non-conference games in each of the last four seasons. The Tigers' 47 non-conference regular-season wins over the last three seasons are a school record for the most non-conference wins over a 4-year span.

Team	'16-17	'17-18	'18-19	'19-20	Total
Auburn	11-2	12-1	11-2	13-0	47-5
Arkansas	11-2	11-2	9-4	12-1	43-9
Miss. State	9-3	12-1	12-1	9-4	42-9
Kentucky	10-3	11-2	11-2	10-3	42-10
Tennessee	8-5	10-2	12-1	8-5	38-13
Georgia	9-4	9-3	9-4	10-3	37-14
LSU	8-4	9-3	10-3	9-4	36-14
Alabama	7-5	9-4	9-4	8-5	34-17
Florida	10-3	9-4	8-5	8-5	35-17
Ole Miss	9-4	7-6	10-3	9-4	35-17
Texas A&M	8-4	11-2	7-5	6-6	32-17
Missouri	5-7	10-3	9-3	8-5	32-18
S. Carolina	10-3	9-4	5-8	8-5	32-20
Vanderbilt	7-6	6-7	9-4	8-5	30-22

» The Tigers have earned wins vs. notable opponents in Arizona, Dayton (twice), Davidson, Iowa State, Middle Tennessee, Murray State (twice), NC State, Oklahoma, TCU, Texas Tech, UConn (twice), Washington and Xavier (twice).

SOLID OFFENSE, BETTER DEFENSE

» Auburn has been solid on offense, scoring 79.1 points per game this season, good for third in the SEC and 25th in the country. But, what has made a huge difference has been the attention to detail on the defensive end as the Tigers have allowed only 67.8 points per game. That mark is the lowest under head coach Bruce Pearl.

» Listed below are seasons in which the Tigers have averaged scoring over 75 points per game, while also holding opponents to fewer than 70 points per game.

Year	AU	Opp
1958-59	77.3	59.9
1964-65	75.1	67.4
1998-99	81.2	61.6
2019-20	79.1	67.8

» In the three previous seasons the Tigers have accomplished the feat, Auburn touts a 65-15 record, including 37-9 in SEC play.

GOT THE CLAMPS

» The Tigers have made it frustrating for the opposition this season, holding all 19 teams under their scoring average. Listed below are the scoring averages and what Auburn allowed in the matchup.

Team	Avg.	Scored	Diff.
Ga. Southern	82.6*	74	-8.6
Davidson	70.9*	66	-4.9
South Alabama	78.5	69	-9.5
CSUN	73.0	70	-3.0
Colgate	67.3	62	-5.3
New Mexico	85.5	59	-26.5
Richmond	86.4	65	-21.4
Furman	78.2	78 (OT)	-0.2
Saint Louis	73.8	61	-12.8
NC State	82.5	73	-9.5
Lehigh	67.8	51	-16.8
Lipscomb	72.7	59	-13.7
Mississippi State	73.7	68	-5.7
Vanderbilt	79.2	79	-0.2
Georgia	80.0	60	-20.0
Alabama	82.3	82	-0.3
Florida	73.8	69	-4.9
South Carolina	69.9	67	-2.9
Iowa State	76.2	76	-0.2

(*2018-19 avg.)

» Auburn has held five opponents to their season-low scoring output at the time of the matchup.

GETTING NETTY

» Auburn appeared at No. 7 in the NCAA's first release of the NET this season. It previously tied for the highest rating achieved by the Tigers, matching the NET on Dec. 8, 2018. Auburn has since achieved its highest NET ranking at No. 5 on Dec. 30. The Tigers currently stand at No. 20.

» Auburn has appeared in the top 25 of the NET every day since Jan. 29 of last season. The Tigers are the only team in the SEC to be inside the top 25 in every NET ranking since Jan. 29, including this season.

KENPOM.COM CORNER

Adjusted Efficiency Margin		
Value	SEC	NCAA
+17.22	3rd	33rd

Adjusted Offensive Efficiency		
Points scored per 100 possessions		
Value	SEC	NCAA
110.7	5th	44th

Adjusted Defensive Efficiency		
Points allowed per 100 possessions		
Value	SEC	NCAA
93.5	3rd	33rd

SAME OFFENSE, NEW FOCUS?

» While running one of the highest-scoring offenses in college basketball, the Tigers have had a minor switch in philosophy to adjust to its new personnel. Auburn has attacked the basket at a higher rate and gotten better looks at the hoop. Here's where Auburn stands in its first 19 games from 2018-19 and 2019-20.

	2018-19	2019-20
PPG	83.8	79.1
FG-FGA	561-1233	514-1152
FG%	45.5%	44.6%
3FG-3FGA	206-564	155-492
3FG%	36.5%	31.5%
3FG Per Gm	10.8	8.2
FT-FTA	265-378	319-481
FT%	70.1%	66.3%

BACK HOME

» After tasting defeat for the first time this season last week, the Tigers returned to the friendly confines of Auburn Arena, where they held serve for a pair of wins vs. South Carolina and Iowa State.

» Auburn is 42-3 over its last 45 games at home, dating back to the home finale of the 2016-17 season. In that span, the Tigers are 19-3 inside Auburn Arena vs. SEC foes, outscoring the opposition 82.9-70.4 with 15 of those wins coming by double digits.

CLASS OF THE SEC: MOST GRADUATES SINCE 2014

When it comes to graduating players, nobody in the SEC has done it better than head coach Bruce Pearl and Auburn. Since 2014, the Tigers have had 23 student-athletes walk across the graduation stage and earn their degrees, which is the highest number in the SEC. Current senior Anfernee McLemore already has his degree in hand as he pursues a master's during the 2019-20 season.



HOME COOKIN'

» Auburn is currently riding a 14-game home winning streak inside Auburn Arena. It is the third home winning streak of at least 10 games since the final home game of the 2016-17 season. There had only been six home winning streaks of at least 10 games in program history prior to that.

Streak Began	Ended
36 Jan. 26, 1957	Jan. 7, 1961
30 Mar. 11, 1998	Mar. 1, 2000
17 3rd game of 1926	15th game of 1927
15 Feb. 27, 1974	Jan. 10, 1976
14 Feb. 20, 2019	?
13 Mar. 4, 2017	Feb. 7, 2018
12 Feb. 14, 2018	Jan. 19, 2019
10 Jan. 7, 1963	Feb. 3, 1964
10 Mar. 2, 2011	Jan. 11, 2012

» The 14-game winning streak is currently the longest in the SEC, ahead of Kentucky (10), Alabama (8) and LSU (4).

» Auburn's winning streak at home is tied for the 13th-longest in country with FIU, Georgia State and Rutgers. The Tigers trail only Gonzaga (35), Villanova (21), South Dakota State (20), Prairie View A&M (20), Florida State (17), Oregon (17), Colgate (16), Murray State (16), Omaha (16), Liberty (15), New Mexico (15) and Drake (15) as of games completed on Jan. 26.

ON THE RISE

» Auburn earned its first top-5 ranking since Jan. 17, 2000 when it appeared at No. 5 in the AP poll on Jan. 6.

» It is just the fifth season the program has been ranked in the top five in its history (1958-59, 1986-87, 1998-99, 1999-2000, 2019-20).

» The last time the Tigers were ranked as high as No. 4 was when they were in that spot four consecutive weeks from Dec. 27, 1999-Jan. 17, 2000. The highest ranking achieved by Auburn is No. 2 on Nov. 22, 1999.

» Coach Pearl is no stranger to being ranked inside the top five. His teams have achieved the benchmark in 10 of his 25 seasons as a head coach. Pearl and Southern Indiana were ranked in the top five every season from 1994-2001 reaching as high as No. 1 in 1995 and between 1997-99. Pearl's 2007 Tennessee team also reached No. 1.

STREAKS COME TO A CLOSE

» Auburn's lost at Alabama marked the end of some of the best streaks in program history. The Tigers were off to their third-best start to a season in program history.

Season	Record	First Loss
1958-59	19-0	Feb. 21 at #3 Kentucky
1998-99	17-0	Jan. 20 at #7 Kentucky
2019-20	15-0	Jan. 15 at Alabama

» In the two previous seasons that Auburn had started 15-0, the Tigers have combined for a final record of 48-7, including 26-4 in SEC play. Auburn also won the SEC regular season title in those seasons. The 1998-99 team had the previous single-season wins record (29) before the 2018-19 team that advanced to the Final Four won 30 games.

» Including this season, head coach Bruce Pearl recorded two 15-0 starts in his career, but the 2019-20 season is the first of his tenure as a Division I head coach. He accomplished the feat in 2000-01 (16-0) while at Southern Indiana.

» Auburn's 15-0 start this season became just the 12th start of at least 15-0 in SEC history. The Tigers, who have three starts of at least 15-0 in their history, join Kentucky (six) as the only schools that have multiple 15-0 starts in conference history. This year's Auburn's squad is the first SEC team to start a season 15-0 since South Carolina began the 2015-16 campaign with the same record.

» Auburn tied for the third-longest winning streak in program history. The Tigers have produced win streaks of at least 10 games 10 times, including 2019-20. Below are the largest win streaks in program history.

AWARD CASE

Samir Doughty

Legends Classic All-Tournament Team

J'Von McCormick

Mike Slive Invitational MVP
SEC Player of the Week (Jan. 6)

Isaac Okoro

NBC Sports Player of the Week (Jan. 13)
SEC Freshman of the Week (Nov. 18)
SEC Freshman of the Week (Dec. 9)

Austin Wiley

Preseason All-SEC Second Team (Coaches)
Top 20 Breakout Players (Rothstein)
Legends Classic MVP
Legends Classic All-Tournament Team
SEC Player of the Week (Dec. 2)

Streak Began	Ended
30 Jan. 22, 1958	Feb. 21, 1959
17 Nov. 13, 1998	Jan. 20, 1999
15 Jan. 30, 1960	Jan. 7, 1961
15 First 15 games of 2019-20	Jan. 15, 2020
14 First 14 games of 1927-28	15th game
14 Dec. 1, 1999	Jan. 22, 2000
14 Nov. 10, 2017	Jan. 17, 2018
12 Feb. 27, 2019	April 6, 2019
11 Third game of 1926-27	Feb. of 1927
10 Jan. 20, 1962	Feb. 26, 1962

» Auburn, which won 14 straight during the 2017-18 season, 12 straight leading into last season's Final Four and 15 straight to begin the year has won at least 12 straight games in three straight seasons for the first time in program history. There have only been two other times in school history where Auburn has won at least 10 straight games in consecutive seasons.

» Auburn is one of just four programs in the country to boast three separate 12-game winning streaks over the last three seasons, along with Gonzaga, Michigan State and Virginia.

MAKE ROOM IN THE TROPHY CASE

» Since the 2017-18 season, Auburn has won four trophies: 2018 SEC title, 2019 SEC Tournament crown, 2019 NCAA Midwest Regional championship and the 2019 Legends Classic.

» The Tigers lead the SEC in trophies in the last two-plus seasons. As a whole, the league has amassed 11 trophies through league championships, conference tournament championships, NCAA regional championships and in-season tournament championships. Auburn has four and Kentucky has three, while Florida, LSU, Tennessee and Texas A&M have all won one.

EVERYBODY EATS

» In 10 of Auburn's 19 games, at least four players have scored in double figures. In total, seven different players have reached the 10-point plateau so far this season. During the 2018-19 season, the Tigers had four players score in double figures 19 times.

GAMEDAY EXPERIENCE: AUBURN ARENA

Built at a cost of \$86 million, Auburn Arena seats 9,121 fans for basketball games. Auburn Arena replaced the old Beard-Eaves Memorial Coliseum as the home of Tiger basketball for the 2010-11 season. The furthest seat in Auburn Arena is just 43 feet away from the court. Two-thirds of the seats are less than 27 feet in elevation from courtside offering a home environment that is unrivaled.



ICE OKORO

» After hitting the game-winning shot at South Alabama with 2.9 seconds left, Isaac Okoro earned the nickname "Ice." In that same game at South Alabama, he became the only Auburn player in the last 15 years with a stat line of 15 points, six rebounds, six assists, two steals and two blocks in a game.

» Okoro ranks second on the team in scoring (12.9) and field goal percentage (.539) and third in blocks (18) and steals (17). In SEC play, Okoro leads Auburn in scoring at 12.0 points per game.

» The Powder Springs, Ga. native scored in figures in the first six games of his career, becoming just the second freshman since 1990 to accomplish the feat and the first since Mustapha Heron in 2016. The previous record holder was All-American Wesley Person, who did it in his first 14 games. Okoro has scored in double figures in 12 of 17 games to begin his career.

» Okoro's 53.9 field goal percentage ranks 10th in the country among freshmen. Of the top-shooting freshmen, Okoro is the only one to have made at least 10 3s (10-of-40).

Player	FG-FGA	FG%
Zeke Nnaji (Arizona)	115-176	65.3
Onyeka Okongwu (USC)	127-204	62.3
Trayce Jackson-Davis (Indiana)	101-164	61.6
Mahamadou Diawara (Stetson)	113-189	59.8
Isaiah Stewart (Washington)	141-238	59.2
Vernon Carey (Duke)	121-205	59.0
D.J. Burns Jr. (Winthrop)	110-191	57.6
Joe Pridgen (Holy Cross)	126-228	55.3
Kofi Cockburn (Illinois)	107-198	54.0
Isaac Okoro (Auburn)	90-167	53.9
Precious Achiuwa (Memphis)	111-209	53.1

» Okoro was named SEC Freshman of the Week after Nov. 18 as well as Dec. 9. He is the fourth freshman in program history to earn the weekly recognition twice in a season, joining Jared Harper (2016-17), Aaron Swinson (1991-92) and Wesley Person (1990-91).

» He is one of just five players in the country to have their high school jersey retired, joining Jordan Bowden (Tennessee), Landers Nolley II (Virginia Tech), Reggie Perry (Mississippi State) and Joe Quintana (LMU).

LEAVE NO DOUGHT(Y)

» After being a secondary scoring option last season, Samir Doughty has asserted himself as the top option in 2019-20. He's averaging a team-best 14.6 points per game. Last season, Doughty had an average of 7.3 points per game.

Most Improved Players in the SEC

Player	'18-19	'19-20	Diff.
Nick Richards (UK)	4.0	14.3	+10.3
Yves Pons (UT)	2.2	11.4	+9.2
Immanuel Quickley (UK)	5.2	14.0	+8.8
John Fulkerson (UT)	3.1	11.7	+8.6
Samir Doughty (AU)	7.3	14.6	+7.3
Darius Days (LSU)	5.3	11.6	+6.3

» In Auburn's win at South Alabama, Doughty scored 10 points and tied a career-high with 10 rebounds. It was his second career double-double and first as a member of the Auburn Tigers. The Philadelphia, Pa. native had 10 points and 10 assists against Saint Joe's while suiting up for VCU on Feb. 14, 2017. Doughty's 10 rebounds matched his output vs. Dayton on Dec. 8, 2018.

» Doughty followed up that performance with a career-high 33 points on 10-of-15 from the floor, including 6-of-8 from deep, in the Tigers' 116-70 triumph over CSUN. He also chimed in with eight boards and three assists.

» In Auburn's win vs. Colgate, Doughty had a team-best 20 points on 7-of-13 shooting. In that game, Doughty produced a crossover, step-back 3-pointer that sent his defender flying and earned him the No. 1 spot on the Sportscenter Top 10 for Nov. 18.

» The senior was named to the Legends Classic All-Tournament Team after scoring 19 points against New Mexico and 22 vs. Richmond, both team-highs.

» Doughty has five 20-point games in the first 19 games this season after the senior entered the season with just two 20-point efforts in 75 career games.

THE BIG MAN IS HUNGRY

» Austin Wiley is as healthy as he's ever been and it's showing. The senior has scored in double figures in 12 of 19 games and has double-digit rebounds eight times so far this season. Wiley has seven double-doubles this season, including four in the last eight games, after entering the season with just two in his career.

» Where Wiley has shown the most progress is at the charity stripe. Coming into the season as a 52.5 percent free throw shooter, the senior is 75-of-107 from the charity stripe (70.1 percent).

» Wiley draws 7.6 fouls per 40 minutes, good for fourth the most of any player in the country, trailing only Darius Williams of Prairie View A&M (8.3), Markus Howard of Marquette (8.0) and Vernon Carey of Duke (7.9).

» He was named the SEC Player of the Week on Dec. 2 - the first in his career - after averaging 16 points and 10.5 rebounds per game en route to being named the MVP at the Legends Classic. He became the fourth center in program history to earn the weekly award, joining Mamadou N'diaye (1999), Aaron Swinson (1994) and Jeff Moore (1987).

WE'VE GOT J'VON

» While replacing Jared Harper's name in the popular song "We've Got Jared" to "We've Got J'Von" is easy, the replacement of Jared on the court was going to be a challenge heading into the 2019-20 season.

» McCormick has stepped in and already made a huge impact. The senior is leads the SEC with a 2.33 assist-to-turnover ratio and is third in the league with 4.8 assists per game, highlighted by a single-game program record of 16 vs. CSUN.

TAKING AWAY OPTION A

Auburn has put an increased emphasis on taking out the opposition's top scorer heading into the matchup. Listed below are the top scorers Auburn has faced as well as how it fared this season.

Opp.	Player	AVG	PTS	FG-A	TO
GSU	Jackson	14.8*	6	2-6	2
Davidson	Grady	17.3*	6	2-10	4
So. Ala.	Ajayi	21.5	15	6-10	2
CSUN	Gomez	22.0	23	8-23	1
Colgate	Ivanuskas	14.3	12	6-17	3
UNM	Lyle	19.8	2	1-10	3
Richmond	Francis	18.6	7	3-14	3
Furman	Lyons	14.8	11	4-15	2
Saint Louis	Goodwin	15.4	15	7-17	4
NC State	Bryce	15.9	21	7-15	2
Lehigh	Cohen	13.9	18	7-20	5
Lipscomb	Johnson	15.2	17	5-13	3
Miss. St.	Carter	15.4	4	1-11	1
Vanderbilt	Nesmith	23.4	18	7-14	1
Georgia	Edwards	18.7	18	6-15	3
Alabama	Petty Jr.	16.7	7	2-9	1
Florida	Blackshear	15.0	11	4-14	3
S Carolina	Lawson	13.8	11	4-8	3
Iowa State	Haliburton	15.9	12	4-7	2
Totals	19 players	17.0	12.3	86-258	2.4
				(234)	(.333) (45)

THE GREATEST SEASON EVER

» The Tigers reached the Final Four for the first time in program history. Auburn is the first program from the state of Alabama to reach the Final Four.

» Auburn became the only team to defeat Kansas, Kentucky and North Carolina - the three winningest programs in NCAA history - in consecutive games in NCAA Tournament history.

» The Tigers won four games in four days to capture their second SEC Tournament title (1985) all-time.

» Auburn set a program record with 30 wins in the 2018-19 season.

» Auburn broke the SEC record with 454 3-pointers as a team. The record was held previously by the 1995 Arkansas team with 361. The Tigers finished only 10 3-pointers away from matching the NCAA record of 464 currently held by the 2018 Villanova squad.

» The Tigers won four straight games over AP Top-10 teams for the first time in program history following wins against No. 5 and No. 8 Tennessee, No. 3 North Carolina and No. 7 Kentucky. Auburn won five straight over top-25 opponents for the first time ever during its historic March run, which including triumphs over No. 5 and No. 8 Tennessee, No. 17 Kansas, No. 3 North Carolina and No. 7 Kentucky.

» The Tigers made their 10th NCAA Tournament appearance in program history and first in back-to-back seasons since 1999-2000. Auburn is 16-10 all-time in NCAA Tournament play.

» The previous record of 15 was held by Eddie Johnson vs. LSU on Jan. 3, 1976. Former floor general Jared Harper was next in line with 14 assists vs. Vanderbilt on Feb. 3, 2018.

» McCormick's 16 assists are tied for the ninth-most in SEC single-game history and are the most by any player in the league since Phil Pressley (Missouri) had 19 dimes in 2013.

» McCormick's 16 assists are tied for the second-most by any player in the country this season, tying Cameron Parker (Sacred Heart), who also owns the top spot with 24.

» The New Orleans, La. native was named the SEC Player of the Week on Jan. 6 after scoring 28 points in a win at Mississippi State. It was the most points by an Auburn player in a road SEC win since since KT Harrell dropped 28 at LSU Feb. 5, 2015.

MCLEMORE UP FOR PRESTIGIOUS AWARD

» Anfernee McLemore is in contention for the Senior CLASS Award as he was recently named one of the 30 candidates up for the annual honor.

» To be eligible for the award, a student-athlete must be classified as an NCAA Division I senior and have notable achievements in four areas of excellence: community, classroom, character and competition.

» An acronym for Celebrating Loyalty and Achievement for Staying in School, the Senior CLASS Award encourages students to use their platform in athletics to make a positive impact as leaders in their communities.

RETURN TO SENDER

» After setting a program record with 190 blocks last season, the Tigers have had four of the program's top-11 single-season block totals during Bruce Pearl's five seasons on the Plains.

» A big key to that has been the brick wall of Anfernee McLemore, who is inside the top five in program history in career blocks.

All-Time Blocks Leaders (Auburn)

- Kyle Davis _____ 2000-04 _____ 360
- Mamadou N'diaye _____ 1996-2000 _____ 241
- Anfernee McLemore _____ 2016-P _____ 184**
- Horace Spencer _____ 2015-19 _____ 170
- Korvotney Barber _____ 2005-09 _____ 155
- Charles Barkley _____ 1981-84 _____ 145
- Chris Morris _____ 1984-88 _____ 141
- Pat Burke _____ 1993-97 _____ 133
- Asaahn Dixon-Tatum _____ 2012-14 _____ 108
- Kenny Gabriel _____ 2009-12 _____ 105

» McLemore also ranks highly in the country in career active blocks leaders.

Active Career Blocks Leaders

- Mike Watkins _____ Penn St. _____ 256
- Josh Nebo _____ Texas A&M _____ 256
- Hayden Koval _____ Central Ark. _____ 248
- Osasumwen Osaghae _____ FIU _____ 219
- James Dickey _____ UNCG _____ 207
- Nathan Knight _____ William & Mary _____ 202
- Matt Haarms _____ Purdue _____ 191
- Anfernee McLemore _____ Auburn _____ 184**
- James Banks III _____ Georgia Tech _____ 183
- Luke Knapke _____ Toledo _____ 183

NEW BLOODS VS. BLUE BLOODS

	'17-18	'18-19	'19-20	Overall	Trophies	Conf. Titles	Tourn. Titles	vs. AU
Auburn	26-8	30-10	17-2	73-20	4	1	1	-
Kentucky	26-11	30-7	15-4	71-22	3	0	1	2-2
Kansas	31-8	26-10	16-3	73-21	5	1	1	0-1
North Carolina	26-11	29-7	9-10	62-30	1	1	0	0-1
Duke	29-8	32-6	16-3	77-17	3	0	1	1-0
Michigan State	30-5	32-7	15-5	77-17	6	2	1	0-0

Trophies, titles and vs. AU since 2017-18

RPI IMPROVEMENT

» In the four seasons before 2014-15, the Tigers held an average final RPI of 202. Since that point, Auburn has averaged a final RPI of 80.8. Here are the final RPI/NET rankings in the last nine seasons.

2010-11	253
2011-12	145
2012-13	250
2013-14	160
2014-15	132 (Under Coach Pearl)
2015-16	160 (Under Coach Pearl)
2016-17	82 (Under Coach Pearl)
2017-18	16 (Under Coach Pearl)
2018-19	14 (Under Coach Pearl)

PEARL RISING IN SEC RECORD BOOK

» Through his tenures as head coach at two SEC schools - Auburn and Tennessee - Bruce Pearl has won a ton of games. Below is where he stands in the SEC coaching ranks all-time.

By Victories (SEC Schools Only)

- Ray Mears _____ UT _____ 278
- Roy Skinner _____ VU _____ 278
- Wimp Sanderson _____ UA _____ 265
- John Mauer _____ UK/UT/UF _____ 265
- Hank Crisp _____ UA _____ 264
- Bruce Pearl _____ AU/UT _____ 263**
- Nolan Richardson _____ AR _____ 249

SEC Regular Season Games

- Joel Eaves _____ AU _____ 124
- Rick Stansbury _____ MS _____ 122
- Hank Crisp _____ UA _____ 112
- Don DeVoe _____ UT/UF _____ 110
- Bruce Pearl _____ AU/UT _____ 109**
- Nolan Richardson _____ AR _____ 109
- Bob Polk _____ VU _____ 107

PEARL WINS HIS 100TH GAME AT AUBURN

» Auburn's win over Kentucky in the Elite Eight was Bruce Pearl's 100th win in his 171st game as Auburn's head coach. Pearl is the first head coach in Auburn history to win 100 games in his first five seasons. This includes a 5-3 mark in the NCAA Tournament as Pearl matches Cliff Ellis (5-3) for the second-most NCAA Tournament wins by a head coach in Auburn history. Pearl and Ellis only trail Sonny Smith, who led the Tigers to a 7-5 record in five straight NCAA Tournament appearances from 1984-88.

» With a win at Vanderbilt on Feb. 16, Coach Pearl picked up his 100th SEC win. Pearl became the 23rd coach in conference history to amass 100 victories and just the fifth to accomplish the feat while coaching two schools.

» The other coaches to have 100 SEC wins while leading two programs include C.M. Newton (195, Alabama and Vanderbilt), Tubby Smith (139, Georgia and Kentucky), Don DeVoe (110, Tennessee and Florida) and John Mauer (103, Tennessee and Florida).

» Coach Pearl is one of just two active coaches to tally 100 conference wins in the league, joining Kentucky head coach John Calipari.

AUBURN ARENA SELLOUTS

» Auburn posted its first sellout of the season vs. NC State and has done so five more times to bring its total to 34 in Auburn Arena history. The Tigers sold out the final three home non-conference games and then first two SEC contests, marking the first time in the building's history that it has been sold out for five straight games.

» Of the 34 sellouts, 29 have come in the six seasons under head coach Bruce Pearl. Fourteen of the last 19 SEC games at Auburn Arena have been sold out.

LET IT FLY

» As Coach Pearl has said, "As long as the 3 is worth more than the 2, we'll continue to take them." Below are all the games Auburn has hit at least 15 3-pointers as a team.

All-Time Games with 15+ 3-pointers

3s	Opponent	Date
21	Coastal Carolina	Dec. 15, 2016
18	South Alabama	Nov. 6, 2018
18	Temple	Nov. 19, 2004
17	CSUN	Nov. 15, 2019
17	North Carolina	March 29, 2019
17	Arkansas	Feb. 20, 2019
17	Vanderbilt	Feb. 3, 2018
17	Northwestern State	Nov. 27, 2015
16	LSU	Feb. 9, 2019
16	Missouri	Jan. 30, 2019
15	Tennessee	March 17, 2019
15	Saint Peter's	Nov. 28, 2018
15	Alabama	Feb. 4, 2017
15	Arkansas	Feb. 17, 2016
15	Nicholls State	Nov. 24, 2004
15	Arkansas	Jan. 6, 1996
15	West Florida	Dec. 12, 1994

OKORO ON DRAFT BOARDS

» In the latest 2020 NBA Mock Draft on ESPN.com, freshman Isaac Okoro was projected to be picked 10th.

» "He is one of the most gifted athletes in this class. He has a shredded, 225-pound frame that makes it impossible to dislodge him on straight line drives. He also has outstanding feet getting over the top of screens or mirroring opponents in one-on-one situations. His 6-foot-10 wingspan should allow him to see time guarding power forwards in smaller lineups, but he's at his best right now smothering point guards. Seven games into the season, there's little doubt that Okoro has established himself as one of the best defenders in college basketball." - Jonathan Givony

» The Athletic's Sam Vecenie tabs Okoro to go 14th overall.

» "To call him defense first is real. Okoro might be the best defensive wing in the country right now, and he's only 18 years old. He's an absolute monster athletically, and he flies around and makes plays while also consistently staying close enough guarding position to handle his man. Okoro is an exceptional finisher due to that leaping ability, and his feel for the game is strong. He makes plays for his teammates, and can pass it a bit." - Sam Vecenie

EARLY BRACKETOLOGY

» Auburn is currently projected as a No. 4 seed in the South Regional by ESPN.com's Joe Lunardi and Sporting News' Mike DeCourcy. The Tigers are a No. 5 seed in the West Regional by CBS Sports' Jerry Palm.

HIGH-QUALITY OPPONENTS

» Auburn has played seven opponents picked to finish in the top three of its league. The Tigers were the only team in the SEC to play seven top-3 projected finishers in their first eight games of the season.

» Auburn played Georgia Southern (third), Davidson (second), South Alabama (first), CSUN (third), Colgate (first) New Mexico (third) and Furman (third).

THE SCHEDULE

» Auburn has put together another top schedule to get the Tigers ready for the second half of the season. Auburn has won more games than any team in the SEC ranked in the KenPom top 100 away from home and is tied for the most top-100 victories.

Team	Top-100 Wins	Away From Home
Auburn	9	4
Kentucky	9	4
LSU	7	3
Florida	5	2
Alabama	6	0
Tennessee	5	3
Arkansas	4	2
Georgia	4	1
Mississippi State	4	1
Missouri	3	2
South Carolina	3	2
Ole Miss	2	2
Texas A&M	2	1
Vanderbilt	1	0

(as of games completed Jan. 23)

FAST STARTS

» Below are the biggest runs to begin a game this season.

Team	Run	Time Elapsed
Davidson	12-2	4:57
CSUN	11-0	2:32
Colgate	15-2	3:27
Iowa State	12-6	4:32

TIGERS PERFECT VS. NON-CON AT HOME

» Auburn has posted a 29-0 home record against non-conference opponents over the last three-plus seasons, including an 8-0 mark last season, 7-0 in 2017-18 and 6-0 in 2016-17.

» During Bruce Pearl's five years as Auburn's head coach, the Tigers have posted a 40-3 (.930) mark against non-conference opponents at Auburn Arena.

WHAT'S RETURNING?

» Auburn returns just two starters from last season's Final Four and SEC Tournament championship winning team in Samir Doughty and Anfernee McLemore.

» The Tigers return just 32 percent of their 3,188 points from a season ago. Auburn lost five of its top eight scorers, including its top three from last year's team.

ROSTER NUGGETS

» Auburn boasts a unique roster heading into the 2019-20 season. The Tigers have seven seniors, zero juniors, five sophomores and eight freshmen.

» Auburn's eight newcomers is tied with Florida for second-most in the SEC behind Georgia's 10. It is the second-most newcomers Bruce Pearl has had at Auburn, trailing only 10 in 2016-17.

» Auburn has 10 players who are 6-foot-6 or taller, which is the most Coach Pearl has had at Auburn and tied for the most he's ever had (10 in 2010-11 at Tennessee).

» Auburn is one of just two programs to have two sets of father-son combinations on its roster: Head coach Bruce Pearl and assistant coach Steven Pearl, as well as assistant coach Wes Flanigan and freshman Allen Flanigan. Utah's combinations include head coach Larry Krystkowiak and freshman Luc Krystkowiak, as well as director of operations Chris Jones and freshman Rylan Jones.

AUBURN TO PLAY IN ORLANDO IN 2020

» Auburn is slated to take part in the 2020 Orlando Invitational Nov. 26-29 next season at HP Field House at ESPN Wide World of Sports near Orlando, Fla.

» The Tigers are joined in the eight-team field by Belmont, Boise State, Gonzaga, Michigan State, Saint Louis, Siena and Xavier.

» It will be Auburn's first appearance in the annual tournament. The Tigers are 5-2 all-time in Orlando, which includes a tournament title at the 1985 Red Lobster Classic.

MEET THE FUTURE

Following the greatest season in Auburn basketball history that included a run to the Final Four and a Southeastern Conference Tournament title, head coach Bruce Pearl and Tigers signed three elite players during the 2019-20 early signing period.

"We signed three great kids who have all worked extremely hard to try to separate themselves from the competition - Justin Powell as an elite shooter, Sharife Cooper as a unique and special playmaker and scorer, and Chris Moore as a powerful, versatile mismatch." - Head Coach Bruce Pearl

2020 Class

Name	Pos.	Ht.	Hometown
Sharife Cooper	G	6-0	Powder Springs, GA
Chris Moore	F	6-6	West Memphis, AR
Justin Powell	G	6-5	Goshen, KY

- Consensus top-15 class: #9 (ESPN), #12 (247 Sports), #14 (Rivals)
- 3rd top-10 class signed in the early signing period all-time
- Auburn, Kentucky and LSU are the only 3 in the SEC to sign top-25 classes 5 times in the past 6 years

**Sharife Cooper
G, 6-0, 160**

ESPN: 5 star, #17 overall, #2 PG, #2 in GA
Rivals: 5 star, #16 overall, #4 in GA
247 Sports: 5 star, #19 overall, #2 PG, #2 in GA

- Highest rated signee in program history
- Became 3rd Auburn signee all-time to be named a McDonald's All-American
- 2018-19 USA Today National Player of the Year
- Led McEachern HS to 32-0 record and a state title his junior year
- 28.6 points, 8.7 assists, 6.0 rebounds and 4.1 steals per game as a junior

**Chris Moore
F, 6-6, 220**

ESPN: 3 star, #5 in AR
Rivals: 4 star, #101 overall, #4 in AR
247 Sports: 3 star, #126 overall, #4 in AR

- 17.2 points, 13.0 rebounds, 4.9 assists, 1.5 blocks 63% FG as a junior
- Led West Memphis HS to state semifinals
- 17.7 points, 6.1 rebounds, 1.3 assists, 1.1 blocks per game for Woodz Elite in Nike EYBL Circuit
- Led Woodz Elite to No. 1 national ranking

**Justin Powell
G, 6-5, 180**

ESPN: 4 star, #82 overall, #1 in KY
Rivals: 3 star
247 Sports: 3 star, #153 overall, #2 in KY

- Wasn't ranked in September last year due to injury, rose all the way to #82 in 14 months
- 13.2 points per game with Indy Heat
- 50% FG, 55% 3-pt in Nike EYBL Circuit
- Last player signed out of KY was Daymeon Fishback

SEC STANDINGS

	SEC	Pct.	H	A	Overall	Pct.	H	A	N	Strk
LSU	6-0	1.000	3-0	3-0	15-4	.790	10-1	4-1	1-2	W8
Kentucky	5-1	.833	3-0	2-1	15-4	.790	11-1	3-1	1-2	W3
Alabama	4-2	.667	3-0	1-2	12-7	.632	8-1	2-4	2-2	W4
Auburn	4-2	.667	3-0	1-2	17-2	.895	11-0	2-2	4-0	W2
Florida	4-2	.667	3-0	1-2	12-7	.632	7-2	1-4	4-1	L1
Tennessee	4-2	.667	2-1	2-1	12-7	.632	8-3	2-3	2-1	L1
Arkansas	3-3	.500	2-1	1-2	15-4	.790	11-1	3-3	1-0	W1
Mississippi State	3-3	.500	3-1	0-2	12-7	.632	9-2	1-3	2-2	L1
South Carolina	3-3	.500	2-1	1-2	11-8	.579	7-4	4-2	0-2	W1
Texas A&M	3-3	.500	1-2	2-1	9-9	.500	7-4	2-1	0-4	L1
Georgia	1-5	.167	1-2	0-3	11-8	.579	9-2	1-4	1-2	L3
Ole Miss	1-5	.167	0-2	1-3	10-9	.526	7-3	1-5	2-1	W1
Missouri	1-5	.167	1-2	0-3	9-10	.474	7-3	1-5	1-2	L4
Vanderbilt	0-6	.000	0-3	0-3	8-11	.421	8-6	0-4	0-1	L7

COOPER NAMED ALL-AMERICAN

» Auburn signee Sharife Cooper was named a 2020 McDonald's All-American. The 5-star point guard is just the third signee in program history to be named a McDonald's All-American, joining Korvotney Barber () and Frank Ford ().

» Cooper, who plays at McEachern High School in Powder Springs, Ga., is the reigning USA Today National Player of the Year and was teammates with current Tigers Isaac Okoro and Babatunde Akingbola.

BURCHAM DEBUTS AS NEW VOICE

» Andy Burcham has assumed his new role as Voice of the Auburn Tigers, taking the lead as the play-by-play radio broadcaster for the Auburn men's basketball, football and baseball programs. Burcham took over as Auburn's lead announcer this fall following the death in May of his best friend and baseball broadcast partner, Rod Bramblett.

» After calling Auburn women's basketball games for 31 seasons, Burcham made his debut as the primary men's basketball announcer in the season-opening win vs. Georgia Southern on Nov. 5 - what would have been Bramblett's 54th birthday.

» Over the years, Burcham handled play-by-play for a few men's basketball games when Bramblett was unavailable, most recently the season opener in 2013.

AS GOOD AS IT HAS EVER BEEN

» Auburn finished the 2018-19 season 30-10 after making the first Final Four appearance in program history, breaking the 1998-99 Tigers' program record of 29 victories. Auburn has compiled a 56-18 (.757) record over the last two seasons, including a 24-12 (.667) mark in the SEC. The Tigers went 26-8 and claimed the third regular-season SEC championship (1960, 1999 and 2018) in program history with a 13-5 conference record last season before advancing to the second round of the NCAA Tournament.

» This is the third time in program history that the Tigers have won 20-plus games in at least two straight seasons. It is the first time Auburn has strung together back-to-back seasons with 25-plus wins and the Tigers' set a new program record with its 30th win of the season in the Elite Eight against Kentucky. Auburn, Kentucky and Tennessee are the only three SEC teams that have won at least 26 games in each of the last two seasons. Auburn won 18 games two years ago and currently has won 74 games in the last three seasons, which is a program record for wins in a three-year stretch. The Tigers won 71 games from the 1998-99 season to the 2000-01 season.

2017-18: 26 overall wins
2018-19: 30 overall wins

1998-99: 29 overall wins
1999-2000: 24 overall wins

1983-84: 20 overall wins
1984-85: 22 overall wins
1985-86: 22 overall wins

Most Wins in a Two-Year Period Seasons	Wins
2017-18 & 2018-19	56
1998-99 & 1999-2000	53

Most Wins in a Three-Year Period Seasons	Wins
2016-17 to 2018-19	74
1998-99 to 2000-01	71
1997-98 to 1999-00	69
1983-84 to 1985-86	64
1984-85 to 1986-87	62
1996-97 to 1998-99	61

Most Wins in Program History			
Year	Record	Year	Record
2018-19	30-10	1999-2000	24-10
1998-99	29-4	2002-03	22-12
2017-18	26-8	1985-86	22-11
2008-09	24-12	1984-85	22-12

Teams with 26+ Wins Last Two Seasons

Team	2017-18	2018-19	Total
Virginia	31	35	66
Gonzaga	32	33	65
Michigan	33	30	63
Michigan State	30	32	62
Villanova	36	26	62
Duke	29	32	61
Houston	27	33	60
Buffalo	27	32	59
Cincinnati	31	28	59
Nevada	29	29	58
New Mexico State	28	30	58
Texas Tech	27	31	58
Kansas	31	26	57
Tennessee	26	31	57
Auburn	26	30	56
Kentucky	26	30	56
Purdue	30	26	56
UNC Greensboro	27	29	56
Murray State	26	28	54
North Carolina	26	29	54
Vermont	27	27	54
Montana	26	26	52

PRESEASON 2019-20 SEC POLL

» Heading into the 2019-20 season, Auburn was picked to finish fourth in the preseason Southeastern Conference poll. The predicted fourth-place finish is the third-highest projection for the Tigers in the annual poll since 2000. Auburn was chosen to finish third in the 2003-04 and 2018-19 polls.

1. Kentucky
2. Florida
3. LSU
4. Auburn
5. Tennessee
6. Alabama
7. Mississippi State
8. Ole Miss
9. Georgia
10. South Carolina
11. Arkansas
12. Texas A&M
13. Missouri
14. Vanderbilt

WILEY PICKED PRESEASON ALL-SEC

» Austin Wiley was chosen Preseason Second Team All-SEC by the league's coaches. He was one of 20 players chosen to the annual list.

» In 29 games last season, Wiley averaged 6.9 points and 4.0 rebounds per game to go along with 37 blocks. The senior shot a team-best 57 percent from the floor and scored in double figures eight times.

AUBURN MEN'S BASKETBALL TEAM DAY

» Following the Tigers' run to the Final Four, April 24, 2019 was declared "Auburn University Men's Basketball Team Day" in a proclamation by Alabama Governor Kay Ivey.

» Governor Ivey: "This team said, 'Why not us?' And for the first time in the history of Auburn men's basketball, this team went to the Final Four. And on the court and off the court, these team members brought dignity and determination to everything they did. They did it with class."

STAT RANKINGS (AS OF 1/26)

	Value	SEC	NCAA
Winning Pct.	.895	1st	5th
Scoring Offense	79.1	3rd	25th
Scoring Defense	67.8	10th	143rd
Scoring Margin	+11.2	1st	30th
Field Goal Pct.	.446	6th	133rd
Field Goal Pct. Def.	.409	9th	99th
3-pt. FG Per Game	8.2	3rd	94th
3-pt. FG Pct.	.315	7th	271st
3-pt. FG Pct. Def.	.305	10th	74th
Free Throw Pct.	.663	13th	293rd
Free Throw Made	319	3rd	41st
Free Throws Att.	481	1st	17th
Rebounds	40.9	2nd	17th
Rebound Margin	+4.8	4th	60th
Off. Rebounds	13.1	2nd	19th
Def. Rebounds	27.7	3rd	53rd
Assists	13.7	6th	138th
Assist/Turnover	1.05	5th	129th
Turnover Margin	+1.2	4th	116th
Turnovers Forced	14.2	6th	133rd
Blocks	5.7	2nd	13th
Steals	6.2	11th	203rd

INDIVIDUAL

Assists Per Game

J'Von McCormick 4.8 3rd 67th

Assist-to-Turnover Ratio

J'Von McCormick 2.33 1st 43rd

Blocks Per Game

Austin Wiley 1.7 5th 58th

Anfernee McLemore 1.6 7th 71st

Defensive Rebounds Per Game

Austin Wiley 6.2 2nd 67th

Double Doubles

Austin Wiley 7 4th 48th

Free Throws Attempts

Austin Wiley 107 4th 91st

Samir Doughty 100 8th 122nd

Free Throws Made

Samir Doughty 76 5th 122nd

Austin Wiley 75 7th 134th

Offensive Rebounds Per Game

Austin Wiley 3.0 3rd 60th

Rebounds Per Game

Austin Wiley 9.2 2nd 55th

Total Assists

J'Von McCormick 91 3rd 77th

Total Blocks

Austin Wiley 33 5th 64th

Anfernee McLemore 31 7th 78th

Total Rebounds

Austin Wiley 174 2nd 64th

WINS/LOSSES

Category	Wins	Losses
Scoring Offense	81.8	55.5
Scoring Defense	66.9	76.0
Scoring Margin	+14.9	-20.5
Field Goal Pct.	.464	.288
Field Goal Pct. Def.	.403	.464
3-pt. FG Per Game	8.5	5.5
3-pt. FG Pct.	.327	.216
3-pt. FG Pct. Def.	.298	.368
Free Throw Pct.	.667	.627
Free Throws Made	16.9	16.0
Opp. Free Throws Made	11.5	18.0
Rebounds	41.5	36.0
Rebound Margin	+6.1	-6.5
Off. Rebounds	13.3	12.0
Def. Rebounds	28.2	24.0
Assists	14.4	7.5
Assist/Turnover	1.1	0.5
Turnover Margin	+1.2	+0.5
Turnovers Forced	14.1	15.0
Steals	6.3	5.0
Blocks	5.7	5.5

CURRENT STREAKS

Overall	Won 2
vs. Unranked	Won 2
vs. Ranked	Lost 1
Home	Won 14
vs. SEC	Won 6
vs. Non-SEC	Won 29
vs. Ranked	Won 1
vs. Unranked	Won 13
Road	Lost 2
vs. SEC	Lost 2
vs. Non-SEC	Won 1
vs. Ranked	Lost 3
vs. Unranked	Lost 2
Neutral	Won 4
vs. Ranked	Lost 1
vs. Unranked	Won 11

CONSECUTIVE GAMES WITH A 3-POINTER

Samir Doughty	3
Jamal Johnson	2
J'Von McCormick	2

CONSECUTIVE GAMES WITH 10+ POINTS

Samir Doughty	2
J'Von McCormick	2

AUBURN IN THE RANKINGS

Date	AP	Coaches	NET
Preseason	24	23	-
Nov. 11	22	23	-
Nov. 18	19	18	-
Nov. 25	18	17	-
Dec. 2	14	13	-
Dec. 9	12	10	-
Dec. 16	12	9	7
Dec. 23	8	8	8
Dec. 30	8	7	5
Jan. 6	5	5	6
Jan. 13	4	4	6
Jan. 20	16	16	20
Jan. 27	17	16	20

AP POLL

Rank	School	Record	Points
1	Baylor	17-1	1578
2	Gonzaga	21-1	1552
3	Kansas	16-3	1434
4	San Diego State	21-0	1408
5	Florida State	17-2	1318
6	Louisville	17-3	1277
7	Dayton	18-2	1163
8	Villanova	16-3	1110
9	Duke	16-3	1084
10	Seton Hall	15-4	1055
11	Oregon	17-4	926
12	West Virginia	16-3	874
13	* Kentucky	15-4	839
14	Michigan State	15-5	751
15	Maryland	16-4	650
16	Butler	16-4	631
17	Auburn	17-2	619
18	Iowa	14-5	545
19	Illinois	15-5	483
20	Colorado	16-4	314
21	Houston	16-4	296
22	* LSU	15-4	260
23	Wichita State	17-3	161
24	Penn State	14-5	114
25	Rutgers	15-5	102

Others receiving votes: Creighton 59, Arizona 55, Texas Tech 33, Ohio State 16, Indiana 15, East Tennessee State 14, Northern Iowa 13, Memphis 11, USC 9, Rhode Island 6, Purdue 6, *Florida 4, *Arkansas 3, Saint Mary's 3, Tulsa 3, SMU 3, Wisconsin 1, Akron 1, Harvard 1

* - Auburn opponent

USA TODAY COACHES POLL

Rank	School	Record	Points
1	Baylor	17-1	782
2	Gonzaga	21-1	780
3	Kansas	16-3	711
4	San Diego State	21-0	701
5	Louisville	17-3	646
6	Florida State	17-2	632
7	Dayton	18-2	593
8	Duke	16-3	565
9	Seton Hall	15-4	521
10	Villanova	16-3	511
11	West Virginia	16-3	432
12	Oregon	17-4	424
13	* Kentucky	15-4	414
14	Michigan State	15-5	403
15	Maryland	16-4	362
16	Auburn	17-2	312
17	Butler	16-4	282
18	Iowa	14-5	268
19	Illinois	15-5	235
20	Houston	16-4	157
21	Colorado	16-4	121
22	Wichita State	17-3	115
23	Penn State	14-5	76
24	* LSU	15-4	74
25	Rutgers	15-5	72

Others receiving votes: Arizona 49, Texas Tech 47, Creighton 41, Ohio State 14, Indiana 14, Tulsa 12, Saint Mary's 8, Yale 7, Marquette 7, *Arkansas 6, Northern Iowa 2, Stanford 1, USC 1, Memphis 1, East Tennessee State 1

* - Auburn opponent

AUBURN'S RECORD

Overall	17-2
Home	11-0
Away	2-2
Neutral	4-0
Conference	4-2
Home	3-0
Away	1-2
Non-Conference	13-0
Home	8-0
Away	1-0
Neutral	4-0
Overtime	1-0
Ranked opponents	0-0
Unranked opponents	17-2
Wearing white uniforms	11-1
Wearing navy uniforms	3-1
Wearing orange uniforms	3-0
Leading at half	15-0
Trailing at half	2-2
Tied at half	0-0
Leading with 5:00 remaining in second half	15-0
Trailing with 5:00 remaining in second half	2-2
Tied with 5:00 remaining in second half	0-0
Has more rebounds than opponent	11-1
Has fewer rebounds than opponent	6-1
Same rebounds as opponent	0-0
Commits more turnovers than opponent	5-1
Causes more turnovers than opponent	10-1
Same turnovers as opponent	2-0
Has more FT attempts than opponent	16-1
Has fewer FT attempts than opponent	1-1
Same FT attempts as opponent	0-0
Shoots 40% or better from field	16-0
Shoots less than 40% from field	1-2
Opponent shoots 40% or better from field	9-2
Opponent shoots less than 40% from field	8-0
Shoots better than opponent	14-0
Opponent shoots better	3-2
Same FG percentage	0-0
Bench outscores opponent's bench	9-1
Opponent's bench outscores Auburn bench	8-1
Same points off the bench	0-0
Auburn scores 100 or more	1-0
Auburn scores between 90-99	1-0
Auburn scores between 80-89	9-0
Auburn scores between 70-79	5-0
Auburn scores between 60-69	1-1
Auburn scores less than 60	0-1
Opponent scores 100 or more	0-0
Opponent scores between 90-99	0-0
Opponent scores between 80-89	0-1
Opponent scores between 70-79	6-0
Opponent scores between 60-69	8-1
Opponent scores less than 60	3-0
On Sunday	1-0
On Monday	2-0
On Tuesday	3-0
On Wednesday	2-1
On Thursday	2-0
On Friday	2-0
On Saturday	5-1
In November	6-0
In December	6-0
In January	5-2
In February	0-0
In March	0-0
In April	0-0
Five-plus players score in double-figures	5-0
Four players score in double figures	5-0
Three players score in double figures	5-1
Two players score in double figures	2-0
One player scores in double figures	0-1

MISCELLANEOUS STATISTICS

Largest margin of victory	46, vs. CSUN (11/15/19)
Smallest margin of victory	1, at South Alabama (11/12/19)
Largest margin of defeat	22, at Florida (1/18/20)
Smallest margin of defeat	19, at Alabama (1/15/20)
Biggest rebound margin	+20, vs. Furman (12/5/19)
Biggest rebound deficit	-6, vs. Saint Louis (12/14/19)
Average margin of victory/defeat	+14.9/-20.5
Largest halftime lead	32, vs. Colgate (11/18/19)
Largest halftime lead blown	-
Largest halftime deficit	9, at Alabama (1/15/20)
Largest halftime deficit overcome to win	8 (2x), last vs. Georgia (1/11/20)
Largest overall lead	50, vs. CSUN (2H) (11/15/19)
Largest overall lead blown	-
Largest overall deficit	25, at Florida (2H) (1/18/20)
Largest deficit overcome to win	14, vs. Furman (2H) (12/5/19)

TEAM EXTREMES

Most points scored	116, vs. CSUN (11/15/19)
Fewest points scored	47, at Florida (1/18/20)
Most rebounds	52, vs. CSUN (11/15/19)
Fewest rebounds	29, at Florida (1/18/20)
Most assists	27, vs. CSUN (11/15/19)
Fewest assists	7, at Florida (1/18/20)
Most turnovers	21 (2x), last at Alabama (1/15/20)
Fewest turnovers	7, vs. Saint Louis (12/14/19)
Most steals	14, vs. New Mexico (11/25/19)
Fewest steals	2, vs. Vanderbilt (1/8/20)
Most blocks	11, vs. CSUN (11/15/19)
Fewest blocks	2 (2x), last vs. South Carolina (1/22/20)
Best shooting percentage	.568 (42-74), vs. CSUN (11/15/19)
Worst shooting percentage	.255 (14-55), at Florida (1/18/20)
Best 3-pt. percentage	.486 (17-35), vs. CSUN (11/15/19)
Worst 3-pt. percentage	.160 (4-25), vs. Furman (12/5/19)
Best FT percentage	.938 (15-16), vs. CSUN (11/15/19)
Worst FT percentage	.400 (8-20), vs. New Mexico (11/25/19)
Most points (1st half)	66, vs. CSUN (11/15/19)
Fewest points (1st half)	23, at Florida (1/18/20)
Most points (2nd half)	51, at Mississippi State (1/4/20)
Fewest points (2nd half)	24, at Florida (1/18/20)
Most points (OT)	15, vs. Furman (12/5/19)
Fewest points (OT)	15, vs. Furman (12/5/19)

STARTING LINEUPS

Record when starting lineup is:

Doughty, McCormick, Okoro, Purifoy, Wiley	17-1
Doughty, McCormick, McLemore, Okoro, Wiley	0-1

Record when starts (Career):

Samir Doughty	17-2 (36-10)
J'Von McCormick	17-2 (17-2)
Isaac Okoro	17-2 (17-2)
Danjel Purifoy	17-1 (30-14)
Austin Wiley	17-2 (31-13)
Anfernee McLemore	0-1 (25-10)

AUBURN INDIVIDUAL GAME HIGHS

Points _____ 33, Samir Doughty vs. CSUN (11/15/19)
 _____ 28, J'Von McCormick at Mississippi State (1/4/20)
 Field Goals Made _____ 10, Samir Doughty vs. CSUN (11/15/19)
 _____ 9, J'Von McCormick at Mississippi State (1/4/20)
 Field Goal Att. _____ 17, J'Von McCormick at Mississippi State (1/4/20)
 _____ 16, Samir Doughty vs. Richmond (11/26/19)
 FG Pct. _____ 1.000 (4-4), Austin Wiley vs. NC State (12/19/19)
 3-Point FG Made _____ 6, Samir Doughty vs. CSUN (11/15/19)
 _____ 5, Samir Doughty vs. New Mexico (11/25/19)
 3-Point FG Att. _____ 9, Samir Doughty vs. Colgate (11/18/19)
 _____ 9, Samir Doughty vs. New Mexico (11/25/19)
 _____ 9, Danjel Purifoy vs. New Mexico (11/25/19)
 3-Pt FG Pct. _____ .800 (4-5), Jamal Johnson at South Alabama (11/12/19)
 Free Throws Made _____ 10, Isaac Okoro vs. Vanderbilt (1/8/20)
 _____ 9, Samir Doughty vs. NC State (12/19/19)
 _____ 9, Austin Wiley vs. Vanderbilt (1/8/20)
 Free Throw Att. _____ 12, Samir Doughty vs. NC State (12/19/19)
 _____ 11, Austin Wiley vs. Richmond (11/26/19)
 _____ 11, J'Von McCormick at Mississippi State (1/4/20)
 FT Pct. _____ 1.000 (7-7), Samir Doughty vs. CSUN (11/15/19)
 _____ 1.000 (8-8), Austin Wiley vs. Lehigh (12/21/19)
 Rebounds _____ 15, Austin Wiley vs. Lehigh (12/21/19)
 _____ 13, Austin Wiley vs. New Mexico (11/25/19)
 _____ 13, Austin Wiley at Alabama (1/15/20)
 Assists _____ 16, J'Von McCormick vs. CSUN (11/15/19)
 _____ 8, J'Von McCormick vs. Colgate (11/18/19)
 Steals _____ 4, Samir Doughty vs. Georgia Southern (11/5/19)
 _____ 4, Samir Doughty vs. NC State (12/19/19)
 Blocked Shots _____ 6, Anfernee McLemore vs. Lehigh (12/21/19)
 _____ 5, Austin Wiley at Mississippi State (1/4/20)
 Turnovers _____ 7, Samir Doughty at Alabama (1/15/20)
 _____ 6, Samir Doughty vs. Furman (12/5/19)
 _____ 6, Isaac Okoro vs. Furman (12/5/19)
 Fouls _____ 5 (5x), last Samir Doughty at Alabama (1/15/20)
 Minutes _____ 43, Isaac Okoro vs. Furman (12/5/19)
 _____ 42, Samir Doughty vs. Furman (12/5/19)
 _____ 39, J'Von McCormick vs. Furman (12/5/19)

OPPONENT INDIVIDUAL GAME HIGHS

Points _____ 27, Saben Lee vs. Vanderbilt (1/8/20)
 _____ 25, Kira Lewis Jr. at Alabama (1/15/20)
 Field Goals Made _____ 10, Saben Lee vs. Vanderbilt (1/8/20)
 Field Goal Att. _____ 23, Terrell Gomez vs. CSUN (11/15/19)
 FG Pct. _____ 1.000 (9-9), Omar Payne at Florida (1/18/20)
 3-Point FG Made _____ 5, Luke Frampton vs. Davidson (11/8/19)
 _____ 5, Terrell Gomez vs. CSUN (11/15/19)
 3-Point FG Att. _____ 11, Terrell Gomez vs. CSUN (11/15/19)
 3-Pt FG Pct. _____ 1.000 (3-3), Saben Lee vs. Vanderbilt (1/8/20)
 Free Throws Made _____ 9, Rasir Bolton vs. Iowa State (1/25/20)
 Free Throw Att. _____ 11, Anthony Edwards vs. Georgia (1/11/20)
 FT Pct. _____ 1.000 (6-6), Elijah McCadden vs. Georgia Southern (11/5/19)
 _____ 1.000 (6-6), James Bolden at Alabama (1/15/20)
 Rebounds _____ 16, Kerry Blackshear at Florida (1/18/20)
 Assists _____ 10, Markell Johnson vs. NC State (12/19/19)
 Steals _____ 4, Carter Collins vs. Davidson (11/8/19)
 _____ 4, JJ Caldwell vs. New Mexico (11/25/19)
 _____ 4, Clay Mounce vs. Furman (12/5/19)
 _____ 4, Tyrese Haliburton vs. Iowa State (1/25/20)
 Blocked Shots _____ 9, Abdul Ado at Mississippi State (1/4/20)
 Turnovers _____ 6, Zane Martin vs. New Mexico (11/25/19)
 _____ 6, Nick Weatherspoon at Mississippi State (1/4/20)
 Fouls _____ 5 (11x), last Toumani Camara vs. Georgia (1/11/20)
 Minutes _____ 42, Alex Hunter vs. Furman (12/5/19)

THE LAST TIME - TEAM

Defeated a ranked team at home _____ vs. #5 Tennessee (3/9/19)
 Defeated a ranked team on the road _____ at #23 Tennessee (1/2/18)
 Defeated a ranked team at a neutral site _____ vs. #7 Kentucky (3/31/19)
 Defeated a top-10 team at home _____ vs. #5 Tennessee (3/9/19)
 Defeated a top-10 team on the road _____ at #8 Arkansas (1/23/93)
 Defeated a top-10 team at a neutral site _____ vs. #7 Kentucky (3/31/19)
 Won in overtime _____ vs. Furman, 81-78 (OT) (12/5/19)
 Lost in overtime _____ vs. Missouri (SECT), 86-83 (OT) (3/8/17)
 Won in double overtime _____ vs. Xavier, 89-88 (2OT) (12/20/14)
 Lost in double overtime _____ at Arkansas, 88-80 (2OT) (1/16/13)
 Played back-to-back overtime games _____ vs. Ole Miss, W 69-68 (2OT) (1/14/12)
 _____ at LSU, L 65-58 (OT) (1/17/12)
 Played at least three overtimes _____ vs. Georgia (SECT) (4OT) (3/1/79)
 Shot 70% for a half _____ 74.1% (20-27) vs. Arkansas-Pine Bluff (12/30/13)
 Shot 70% for a half (SEC) _____ 72.7% (16-22) at Ole Miss (2/22/03)
 Shot 60% for a game _____ 61.8% (42-68) vs. Winthrop (11/24/17)
 Shot 60% for a game (SEC) _____ 61.1% (33-54) at Arkansas (2/17/16)
 Shot less than 30% for game _____ 25.8% (17-66) vs. Clemson (3/18/18)
 Shot 100% from the FT line _____ 100% (6-6) vs. Long Beach State (12/23/11)
 Shot 60% from 3-point line _____ 65.4% (17-26) vs. Vanderbilt (2/3/18)
 Shot less than 30% in half _____ 20.7% (6-29) at Florida (1st) (1/18/20)
 Shot less than 20% in half _____ 18.2% (6-33) vs. Clemson (1st) (3/18/18)
 Shot less than 10% in a half _____ 8.3% (2-24) vs. LSU (1st) (1/8/11)
 Attempted 50 free throws _____ 52 vs. Vanderbilt (2/6/54)
 Attempted 40 free throws _____ 42 vs. Alabama (1/21/17)
 Attempted 30 free throws in half _____ 30 vs. Georgia (2nd) (2/24/16)
 Made 30 free throws _____ 31 at Arkansas (2/27/18)
 Made 30 free throws (SEC) _____ 31 at Arkansas (2/27/18)
 Made at least 10 3-point field goals _____ 10 vs. Iowa State (1/25/20)
 Failed to make 3-point field goal _____ vs. Kentucky (0-15) (1/19/13)
 Had at least 50 rebounds _____ 52 vs. CSUN (11/15/19)
 Had less than 20 rebounds _____ 17 vs. Florida (3/16/19)
 Had 25 assists _____ 27 vs. CSUN (11/15/19)
 Had at least 15 steals _____ 20 vs. North Florida (12/29/18)
 Had at least 10 blocks _____ 11 vs. CSUN (11/15/19)
 Had at least 15 blocks _____ 17 vs. Nicholls State (11/25/11)
 Had at least 25 lead changes _____ 27 at Arkansas (1/16/13)
 Scored 50 points in a half _____ 51 at Mississippi State (1st) (1/4/20)
 Scored 50 points in a half (SEC) _____ 51 at Mississippi State (1st) (1/4/20)
 Scored 60 points in a half _____ 66 vs. CSUN (1st) (11/15/19)
 Scored 60 points in a half (SEC) _____ 64 at Tennessee (2nd) (2/15/06)
 Scored 70 points in a half _____ 72 vs. Northwestern State (2nd) (11/27/15)
 Scored 100 points _____ 116 vs. CSUN (11/15/19)
 Scored 100 points (SEC) _____ 102 vs. Alabama (2/13/99)
 Scored under 20 points in 1st half _____ 19 vs. Clemson (3/18/18)
 Scored under 20 points in 2nd half _____ 14 vs. Tulsa (11/24/14)
 Scored under 10 points in a half _____ 6 vs. LSU (1st) (1/8/11)
 Scored 35 or under points in a game _____ 35 vs. Tulsa (11/24/14)
 Scored under 50 points in game _____ 45 at Tennessee (2/9/16)
 Scored under 50 points in game (SEC) _____ 45 at Tennessee (2/9/16)

THE LAST TIME - INDIVIDUAL

Scored at least 30 points	Samir Doughty (33) vs. CSUN (11/15/19)
Scored at least 35 points	Toney Douglas (38) vs. Nicholls State (11/24/04)
Scored at least 40 points	Wesley Person (44) vs. UAB (12/16/93)
Had two players with at least 20 points	Bryce Brown (34) and Jared Harper (20) vs. Dayton (12/8/18)
Had three players with at least 20 points	KT Harrell (24), Tahj Shamsid-Deen (21) & Cinmeon Bowers (20) vs. Louisiana (11/21/14)
Had two players with 25 points	Bryce Brown (26) and Jared Harper (25) vs. Xavier (OT) (11/19/18)
Had two players with 25 points (SEC)	Chris Denson (30) & KT Harrell (26) vs. Mississippi State (2/14/14)
Scored 20 points in a half	J'Von McCormick (20, 2nd) at Mississippi State (1/4/20)
Scored 20 points in 1st half	Bryce Brown (20) at Texas A&M (1/16/19)
Scored 20 points in 2nd half	J'Von McCormick (20) at Mississippi State (1/4/20)
Scored 25 points in a half	Bryce Brown (25, 2nd) vs. Kentucky (1/19/19)
A player had back-to-back 20-point games	Samir Doughty (33) vs. CSUN (11/15/19); (20) vs. Colgate (11/18/19)
A player had back-to-back 25-point SEC games	Kareem Canty (26) vs. Kentucky (1/16/16); (25) vs. Alabama (1/19/16)
A player had three straight 25-point SEC games	Chris Denson (29) at LSU (2/8/14); (26) vs. Kentucky (2/12/14); (30) vs. Mississippi State (2/15/14)
A player had four straight 25-point SEC games	Chris Denson (25) at South Carolina (2/5/14); (29) at LSU (2/8/14); (26) vs. Kentucky (2/12/14); (30) vs. Mississippi State (2/15/14)
A player had five straight 25-point SEC games	Keenan Carpenter (44) vs. LSU (1/8/89); (28) vs. Mississippi State (2/11/89); (33) at Florida (2/15/89); (32) at Ole Miss (2/18/89); (29) vs. Kentucky (2/20/89)
Zero players scored in double figures	at Vanderbilt (1/7/12)
Only one player scored in double figures	Danjel Purifoy (10) at Florida (1/18/20)
Five players scored in double figures	Isaac Okoro (23), Anfernee McLemore (14), Austin Wiley (13), Danjel Purifoy (12) and J'Von McCormick (10) vs. Vanderbilt (1/8/20)
Five players scored in double figures (SEC)	Isaac Okoro (23), Anfernee McLemore (14), Austin Wiley (13), Danjel Purifoy (12) and J'Von McCormick (10) vs. Vanderbilt (1/8/20)
All five starters scored in double figures	Samir Doughty (20), J'Von McCormick (14), Austin Wiley (13), Isaac Okoro (11), Danjel Purifoy (11) vs. Colgate (11/18/19)
Six players scored in double figures	Samir Doughty (33), Isaac Okoro (17), Danjel Purifoy (16), Devan Cambridge (10), Anfernee McLemore (10) and Austin Wiley (10) vs. CSUN (11/15/19)
Six players scored in double figures (SEC)	Desean Murray (16), Mustapha Heron (15), Bryce Brown (13), Anfernee McLemore (13), Jared Harper (12), Horace Spencer (12) vs. Ole Miss (1/9/18)
Had at least 15 rebounds	Austin Wiley (15) vs. Lehigh (12/21/19)
Had at least 15 rebounds (SEC)	Cinmeon Bowers (17) vs. Ole Miss (2/20/16)
Had at least 20 rebounds	Kelvin Ardister (20) vs. Tennessee (1/4/89)
Had at least 25 rebounds	Rex Frederick (25) at Ole Miss (1/6/58)
Had at least 20 pts & 20 reb	Kelvin Ardister (22 pts, 20 reb) vs. Tennessee (1/4/89)
Had two players with at least 10 rebounds	Anfernee McLemore (11) and Desean Murray (11) vs. Kentucky (2/14/18)
Had at least three players with 10 rebounds	Korvotney Barber (13), Quantez Robertson (10) and Lucas Hargrove (10) at Virginia (12/20/08)
Had a double-double	Austin Wiley (10 pts, 13 reb) at Alabama (1/15/20)
Had two straight double-doubles	Austin Wiley (14 pts, 15 reb) vs. Lehigh (11/18/19); (10 pts, 11 reb) vs. Lipscomb (11/25/19)
Had three straight double-doubles	Cinmeon Bowers (12 pts, 15 reb) vs. Vanderbilt (2/13/16); (14 pts, 10 reb) at Arkansas (2/17/16); (11 pts, 18 reb) vs. Ole Miss (2/20/16)
Had four straight double-doubles	Cinmeon Bowers (19 pts, 19 reb) vs. Middle Tennessee (12/12/15); (13 pts, 12 reb) vs. Mercer (12/15/15); (12 pts, 11 reb) at Xavier (12/19/15); (12 pts, 12 reb) vs. New Mexico (12/22/15)
Had five straight double-doubles	Jeff Moore (26 pts, 11 reb) vs. Ole Miss (3/2/88); (20 pts, 11 reb) at LSU (3/5/88); (22 pts, 11 reb) vs. Georgia (3/11/88); (13 pts, 13 reb) vs. Bradley (3/17/88); (22 pts, 11 reb) vs. Oklahoma (3/19/88)
Had two players with a double-double	Jared Harper (12 pts, 10 ast) and Austin Wiley (17 pts, 10 reb) vs. Murray State (12/22/18)
Had a double-double with points and assists	Jared Harper (12 pts, 10 ast) vs. Murry State (12/22/18)
Had a triple-double	Kenny Gabriel (24 pts, 13 reb, 10 blk) vs. Bethune-Cookman (1/2/12)
Had 10 assists	J'Von McCormick (16) vs. CSUN (11/15/19)
Had 15 assists	J'Von McCormick (16) vs. CSUN (11/15/19)
Had two players with at least five blocks	Rob Chubb (5) and Willy Kouassi (5) vs. Nicholls State (11/25/11)
Had 10 blocks	Kenny Gabriel (10) vs. Bethune-Cookman (1/2/12)
Had five steals	Chuma Okeke (5) vs. North Florida (12/29/18)
Had five steals (SEC)	Antoine Mason (5) at LSU (2/6/15)
Made 25 straight free throws	Danjel Purifoy (27) (11/23/16-12/18/16)
Hit buzzer-beater shot to win a game	T.J. Dunans vs. Mercer (3-pt FG, 76-74) (12/18/16)
Played more than 40 minutes	Isaac Okoro (43) and Samir Doughty (41) vs. Furman (OT) (12/5/19)

0



TYRELL JONES

6-1 • 170

Fr. • G

Chicago, Ill.

(West Oaks Academy)

2019-20 (Freshman): Appeared in 10 games off the bench ... pulled down a career-best six rebounds vs. CSUN ... totaled career-high three steals against CSUN.

HIGH SCHOOL AND PERSONAL: Labeled as a four-star by Rivals, 247Sports and ESPN ... selected as a top-100 player by 247Sports (No. 88) and ESPN (No. 92) ... also named to the Rivals 150 ... chosen as the No. 8 player in Florida by ESPN ... played at West Oaks Academy (Fla.) ... was a First Team All-State choice ... averaged 19.8 points and five assists per game as a senior ... averaged 17.2 points, 3.0 assists, 3.0 rebounds and 2.2 steals per game as a junior ... hit a school record 12 3-pointers to highlight a 40-point performance during the 2017-18 season ... played for Showtime Ballers in the adidas Uprising circuit ... son of Tashika Bryant and James Harris ... has three siblings: Andre Thomas, Michael Bryant and Devon Edwards ... goes by the nickname "Turbo" ... enrolled in the Harbert College of Business.

CAREER HIGHS

Points	3 vs. CSUN (11/15/19)
Rebounds	6 vs. CSUN (11/15/19)
Field Goals	1 (2x) last vs. Colgate (11/18/19)
Field Goals Att.	3 vs. CSUN (11/15/19)
3-Pt. Field Goals	-
3-Pt. Field Goals Att.	1 (5x) last at Alabama (1/15/20)
Free Throws	1 (2x) last vs. Lehigh (12/21/19)
Free Throws Att.	2 vs. Lehigh (12/21/19)
Assists	3 vs. CSUN (11/15/19)
Steals	3 vs. CSUN (11/15/19)
Blocks	-
Minutes	13 vs. CSUN (11/15/19)

2019-20 JONES GAME-BY-GAME

Opp.	Start	Min.	FG-A	3FG-A	FT-A	O-D-T	PF	A	TO	BLK	STL	Pts
GSU		1	0-0	0-0	0-0	0-0-0	0	0	1	0	1	0
Davidson		3	0-2	0-1	0-0	0-0-0	2	1	0	0	0	0
S. Alabama		-dnp-										
CSUN		13	1-3	0-1	1-1	3-3-6	0	3	2	0	3	3
Colgate		9	1-1	0-0	0-0	1-2-3	1	0	0	0	0	2
New Mexico		3	0-0	0-0	0-0	0-0-0	0	0	0	0	0	0
Richmond		2	0-1	0-0	0-0	0-0-0	0	0	0	0	0	0
Furman		-dnp-										
Saint Louis		-dnp-										
NC State		-dnp-										
Lehigh		1	0-0	0-0	1-2	0-1-1	0	0	0	0	0	1
Lipscomb		2	0-1	0-1	0-0	0-0-0	0	1	0	0	0	0
Miss. St.		-dnp-										
Vanderbilt		-dnp-										
Georgia		3	0-2	0-1	0-0	0-0-0	1	1	0	0	0	0
Alabama		3	0-1	0-1	0-2	0-0-0	2	1	1	0	0	0
Florida		-dnp-										
S. Carolina		-dnp-										
Iowa State		-dnp-										
Ole Miss												
Kentucky												
Arkansas												
LSU												
Alabama												
Missouri												
Georgia												
Tennessee												
Ole Miss												
Kentucky												
Texas A&M												
Tennessee												

JONES' MISCELLANEOUS STATS

	2019-20	Career
Games with 10+ Pts	0	0
Games with 20+ Pts	0	0
Games 5+ 3s	0	0
Games with 5+ Reb	1	1
Games with 10+ Reb	0	0
Games with 5+ Ast	0	0
Games with 10+ Ast	0	0
Games with 5+ Blk	0	0
Games with 5+ Stl	0	0
Double-Doubles	0	0

JONES' CAREER STATISTICS

Year	GP-GS	Min-Avg	FG-FGA	Pct	3FG-A	Pct	FT-FTA	Pct	Off-Def-Tot--Avg	PF-FO	Ast	TO	Blk	Stl	Pts	Avg
2019-20	10-0	37-3.7	2-11	.182	0-5	.000	2-5	.400	4-6-10--1.0	6-0	7	4	0	4	6	0.6
TOTAL	10-0	37-3.7	2-11	.182	0-5	.000	2-5	.400	4-6-10--1.0	6-0	7	4	0	4	6	0.6

1

JAMAL JOHNSON

6-4 • 195
R-So. • G
Birmingham, Ala.
(Memphis)



2019-20 (Sophomore): Appeared in all 19 games off the bench ... averaging the most minutes per game by a guard off the bench (13.3) ... team's best 3-point shooter at 46.4 percent (26-of-56) ... knocked down a 3 in 13 games, including 10 of the last 14 games ... scored season-best 14 points twice this season, at South Alabama and home against Lipscomb ... finished with 10 points on 3 of 5 shooting at Alabama in the same arena where his father, Buck, played.

BEFORE AUBURN: Averaged 6.9 points and 3.3 rebounds in 34 games for the Memphis Tigers ... started 27 contests ... buried 47 3-pointers, good for second on the team ... drained 70 percent of his attempts from the charity stripe ... racked up 22 steals and 16 blocks ... reached double figures 11 times, including his first career game against Alabama ... team was 9-2 when he scored 10-plus points ... tabbed American Athletic Conference Freshman of the Week (Dec. 11) earned American Athletic Conference All-Academic Team honors ... made first career start vs. Bryant (Dec. 9) where he scored 18 points on six makes from downtown to go along with four rebounds and three assists in 33 minutes ... matched his season-high of 18 points in road tilts at USF (Jan. 31) and UConn (Feb. 25) during American Athletic Conference play ... nailed the game-winning 3-point play to take down Samford (Dec. 5) as time expired.

HIGH SCHOOL AND PERSONAL: Tabbed as the No. 8 combo guard in the country by 247Sports ... ranked No. 111 by Rivals and No. 151 by 247Sports ... named First Team All-State by the Alabama Sports Writers Association ... averaged 24.8 points, 7.1 rebounds, and 2.7 assists per game during senior season ... as a junior, averaged 18.1 points, 7.1 rebounds and 4.3 assists per contest ... tabbed Second Team All-State following junior season and was named an Alabama Boys Basketball North All-Star with All-Academic Team ... was also selected to the All-Area and All-Metro Team ... played with the Atlanta Xpress in the Under Armour Association before teaming with Team Carroll in the Adidas Gauntlet Circuit ... son of Alfonso "Buck" and Felicia Johnson ... has two siblings: Alfonso III and Trey Johnson ... father, Buck, was the 20th overall pick in the 1986 NBA Draft and played seven seasons in the professional ranks with the Houston Rockets and Washington Bullets ... enrolled in the College of Liberal Arts.

JOHNSON'S MISCELLANEOUS STATS

	2017-18	2019-20	Career
Games with 10+ Pts	11	3	14
Games with 20+ Pts	0	0	0
Games 5+ 3s	1	0	1
Games with 5+ Reb	7	1	8
Games with 10+ Reb	0	0	0
Games with 5+ Ast	0	0	0
Games with 10+ Ast	0	0	0
Games with 5+ Blk	0	0	0
Games with 5+ Stl	0	0	0
Double-Doubles	0	0	0

BAM TESTING RESULTS

Vertical Jump	28"
Approach Vertical	34.5"
3/4 Court Sprint	3.223
Reaction Shuttle	3.192
Lane Agility Drill	11.363

CAREER HIGHS

Points	18 (3x) last at UConn (2/25/18)
Rebounds	8 (2x) last at UConn (2/25/18)
Field Goals	6 vs. Bryant (12/9/17)
Field Goals Att.	13 vs. Mercer (12/2/17)
3-Pt. Field Goals	6 vs. Bryant (12/9/17)
3-Pt. Field Goals Att.	11 vs. Bryant (12/9/17)
Free Throws	6 (2x) last at UConn (2/25/18)
Free Throws Att.	8 (2x) last at UConn (2/25/18)
Assists	3 (3x) last vs. Houston (2/22/18)
Steals	2 (8x) last at Mississippi State (1/4/20)
Blocks	3 vs. Tulsa (1/6/18)
Minutes	40 vs. Cincinnati (3/10/18)

2019-20 JOHNSON GAME-BY-GAME

Opp.	Start	Min.	FG-A	3FG-A	FT-A	O-D-T	PF	A	TO	BLK	STL	PTS
GSU		12	1-5	1-3	5-6	2-3-5	0	0	0	0	0	8
Davidson		8	0-0	0-0	1-2	0-1-1	3	1	0	0	0	1
S. Alabama		18	4-6	4-5	2-2	0-1-1	2	0	0	0	0	14
CSUN		15	2-4	2-4	2-2	1-2-3	1	0	0	0	0	8
Colgate		13	0-0	0-0	0-0	0-1-1	1	1	0	0	1	0
New Mexico		13	2-8	2-6	0-0	2-2-4	0	2	0	0	2	6
Richmond		16	2-3	1-2	0-0	1-2-3	2	1	0	0	0	5
Furman		11	1-3	1-3	0-0	0-0-0	0	0	2	0	0	3
Saint Louis		16	1-4	1-4	0-0	0-0-0	4	1	0	0	0	3
NC State		17	2-4	2-4	2-3	0-0-0	1	0	1	0	1	8
Lehigh		15	0-4	0-4	1-2	0-1-1	0	2	2	0	1	1
Lipscomb		18	5-7	4-6	0-0	0-3-3	0	1	0	0	0	14
Miss. St.		9	0-2	0-1	0-0	1-0-1	2	0	1	0	2	0
Vanderbilt		9	0-0	0-0	0-0	0-0-0	1	1	1	1	0	0
Georgia		20	2-4	2-3	0-0	1-1-2	1	0	0	0	0	6
Alabama		16	3-5	3-5	1-2	0-1-1	4	0	1	1	0	10
Florida		10	0-1	0-1	0-0	1-0-1	1	1	0	0	0	0
S. Carolina		16	2-3	2-3	0-0	0-1-1	1	0	1	0	0	6
Iowa State		8	1-3	1-2	0-0	0-0-0	1	0	0	0	0	3
Ole Miss												
Kentucky												
Arkansas												
LSU												
Alabama												
Missouri												
Georgia												
Tennessee												
Ole Miss												
Kentucky												
Texas A&M												
Tennessee												

JOHNSON'S CAREER STATISTICS

Year	GP-GS	Min-Avg	FG-FGA	Pct	3FG-A	Pct	FT-FTA	Pct	Off-Def-Tot--Avg	PF-FO	Ast	TO	Blk	Stl	Pts	Avg
2017-18*	34-27	901-26.5	70-200	.350	47-141	.333	46-66	.697	25-86-111--3.3	65-0	35	32	16	22	233	6.9
2019-20	19-0	254-13.4	28-66	.424	26-56	.464	14-19	.737	9-19-28--1.5	25-0	10	10	2	7	96	5.1
TOTAL	53-27	1155-21.8	98-266	.368	73-197	.371	60-85	.706	34-105-139--2.6	90-0	45	42	18	29	329	6.2

2

JAYLIN WILLIAMS

6-7 • 230

Fr. • F

Nahunta, Ga.
(Brantley County)



2019-20 (Freshman): Appeared in eight games off the bench ... made all three free throw attempts of season against Colgate ... recorded first career block in first career game vs. Colgate ... scored four points on 2 of 2 shooting from the field against Georgia.

HIGH SCHOOL AND PERSONAL DATA: Labeled as a four-star by both Rivals and 247Sports ... tabbed as the No. 109 prospect nationally by Rivals and No. 120 by 247Sports ... selected as the No. 4 player in the state of Georgia by 247Sports ... played for Brantley County High School where he was a First Team All-State selection as a junior and a senior ... averaged 25 points and 14 rebounds per game ... also played football as a wide receiver ... played for Game Elite on the adidas circuit, averaging 11.9 points, 4.9 rebounds and 1.9 assists while shooting 63 percent from the floor ... produced stat lines of 31 points, 14 assists and 11 rebounds, as well as 27 points, 13 rebounds and four blocks for Game Elite ... son of Shantel Williams ... is an only child ... enrolled in the College of Education.

WILLIAMS' MISCELLANEOUS STATS		
	2019-20	Career
Games with 10+ Pts	0	0
Games with 20+ Pts	0	0
Games 5+ 3s	0	0
Games with 5+ Reb	0	0
Games with 10+ Reb	0	0
Games with 5+ Ast	0	0
Games with 10+ Ast	0	0
Games with 5+ Blk	0	0
Games with 5+ Stl	0	0
Double-Doubles	0	0

BAM TESTING RESULTS	
Vertical Jump	29.5"
Approach Vertical	37"
3/4 Court Sprint	3.295
Reaction Shuttle	3.502
Lane Agility Drill	12.034

CAREER HIGHS	
Points	5 vs. Colgate (11/18/19)
Rebounds	1 (4x) last vs. Lipscomb (12/29/19)
Field Goals	2 vs. Georgia (1/11/20)
Field Goals Att.	3 vs. New Mexico (11/25/19)
3-Pt. Field Goals	-
3-Pt. Field Goals Att.	1 vs. New Mexico (11/25/19)
Free Throws	3 vs. Colgate (11/18/19)
Free Throws Att.	3 vs. Colgate (11/18/19)
Assists	-
Steals	-
Blocks	1 vs. CSUN (11/15/19)
Minutes	5 vs. CSUN (11/15/19)

2019-20 WILLIAMS GAME-BY-GAME													
Opp.	Start	Min.	FG-A	3FG-A	FT-A	O-D-T	PF	A	TO	BLK	STL	PTS	
GSU			-dnp-										
Davidson			-dnp-										
S. Alabama			-dnp-										
CSUN		5	0-1	0-0	0-0	0-1-1	0	0	0	1	0	0	
Colgate		4	1-1	0-0	3-3	0-0-0	2	0	0	0	0	5	
New Mexico		3	1-3	0-1	0-0	1-0-1	0	0	0	0	0	2	
Richmond		2	0-0	0-0	0-0	0-0-0	0	0	0	0	0	0	
Furman			-dnp-										
Saint Louis			-dnp-										
NC State			-dnp-										
Lehigh		1	0-0	0-0	0-0	0-1-1	0	0	0	0	0	0	
Lipscomb		2	1-1	0-0	0-0	0-1-1	0	0	0	0	0	2	
Miss. St.			-dnp-										
Vanderbilt			-dnp-										
Georgia		4	2-2	0-0	0-0	0-0-0	1	0	0	0	0	4	
Alabama		2	0-0	0-0	0-0	0-0-0	1	0	0	0	0	0	
Florida			-dnp-										
S. Carolina			-dnp-										
Iowa State			-dnp-										
Ole Miss													
Kentucky													
Arkansas													
LSU													
Alabama													
Missouri													
Georgia													
Tennessee													
Ole Miss													
Kentucky													
Texas A&M													
Tennessee													

WILLIAMS' CAREER STATISTICS																
Year	GP-GS	Min-Avg	FG-FGA	Pct	3FG-A	Pct	FT-FTA	Pct	Off-Def-Tot--Avg	PF-FO	Ast	TO	Blk	Stl	Pts	Avg
2019-20	8-0	19-2.4	5-8	.625	0-1	.000	3-3	1.000	1-3-4--0.5	4-0	0	0	1	0	13	1.6
TOTAL	8-0	19-2.4	5-8	.625	0-1	.000	3-3	1.000	1-3-4--0.5	4-0	0	0	1	0	13	1.6

3

DANJEL PURIFOY

6-7 • 230

Sr. • F

Centreville, Ala.

(Hargrave Military Academy)



2019-20 (Senior): Returned to regular starting lineup after touting 25 starts as a freshman ... team's second-best rebounder with 95 total boards, which includes 66 on the defensive glass ... pulled down at least five rebounds in 10 games ... team's fifth-best scorer at 9.3 points per game ... reached double figures 10 times, fourth-most on the team ... made three-plus 3s four times in the first five games and seven times overall ... knocked down 29 3s, second-most on the squad ... team's best free throw shooter at 80 percent (32-of-40) ... shooting 91.7 percent (11-of-12) from the charity stripe in SEC games ... recorded season-highs in points (17) and rebounds (9) against Lipscomb ... has at least one steal in five of the last seven games, including a season-high three steals vs. Iowa State.

HIGH SCHOOL AND PERSONAL DATA: Four-star small forward by ESPN, Rivals, Scout and 247Sports ... ranked ninth among all small forwards and 48th overall by 247Sports ... ranked as the nation's No. 12 small forward and the top player in Alabama by 247 Sports ... averaged 25 points, 11 rebounds, five blocks and 20 deflections a game at Hargrave Military Academy under coach A.W. Hamilton in 2014-15 ... averaged 17.7 points and 6.1 rebounds per game at Bibb County as a junior ... full name is Danjel Kevon Purifoy ... son of Waukesha Evans ... enrolled in the College of Liberal Arts ... signed national letter of intent on Nov. 12, 2014.

PURIFOY'S MISCELLANEOUS STATS					
	2016-17	2017-18	2018-19	2019-20	Career
Games with 10+ Pts	17	0	2	10	29
Games with 20+ Pts	3	0	0	0	3
Games 5+ 3s	1	0	0	0	1
Games with 5+ Reb	12	0	3	10	25
Games with 10+ Reb	1	0	0	0	1
Games with 5+ Ast	2	0	0	0	2
Games with 10+ Ast	0	0	0	0	0
Games with 5+ Blk	0	0	0	0	0
Games with 5+ Stl	0	0	0	0	0
Double-Doubles	0	0	0	0	0

BAM TESTING RESULTS	
Vertical Jump	28.5"
Approach Vertical	38.5"
3/4 Court Sprint	3.324
Reaction Shuttle	3.226
Lane Agility Drill	11.544

CAREER HIGHS	
Points	27 (2x) last vs. Boston College (12/12/16)
Rebounds	15 at UConn (12/23/16)
Field Goals	9 vs. Coastal Carolina (12/15/16)
Field Goals Att.	14 (2x) last vs. Coastal Carolina (12/15/16)
3-Pt. Field Goals	5 vs. Coastal Carolina (12/15/16)
3-Pt. Field Goals Att.	10 vs. Coastal Carolina (12/15/16)
Free Throws	8 vs. Georgia State (11/14/16)
Free Throws Att.	10 vs. Georgia State (11/14/16)
Assists	9 vs. USC Upstate (11/29/16)
Blocks	1 (9x) last vs. Lipscomb (12/29/19)
Steals	3 (7x) last vs. Iowa State (1/25/20)
Minutes	39 vs. Missouri (3/8/17)

2019-20 PURIFOY GAME-BY-GAME													
Opp.	Start	Min.	FG-A	3FG-A	FT-A	O-D-T	PF	A	TO	BLK	STL	PTS	
GSU	*	33	4-9	3-7	2-2	2-3-5	1	1	1	1	0	13	
Davidson	*	32	5-10	3-8	1-2	1-5-6	2	2	4	0	1	14	
S. Alabama	*	26	1-6	0-3	0-0	1-3-4	0	0	1	0	1	2	
CSUN	*	23	6-10	4-7	0-1	0-3-3	1	3	0	0	1	16	
Colgate	*	25	4-6	3-4	0-0	1-2-3	2	1	1	1	0	11	
New Mexico*		32	3-11	1-9	1-2	1-4-5	2	3	0	1	2	8	
Richmond	*	32	3-7	1-3	6-7	2-7-9	1	0	2	0	1	13	
Furman	*	28	2-9	1-6	1-2	0-2-2	2	3	2	1	1	6	
Saint Louis	*	19	1-2	0-0	0-0	0-5-5	2	2	0	1	0	2	
NC State	*	27	2-6	0-2	1-2	3-4-7	2	2	1	0	0	5	
Lehigh	*	30	1-7	0-5	5-6	0-2-2	1	2	1	0	1	7	
Lipscomb	*	24	5-9	3-5	4-4	6-3-9	3	1	2	1	0	17	
Miss. St.	*	29	4-10	3-7	0-0	3-5-8	2	2	0	0	1	11	
Vanderbilt	*	30	5-9	0-3	2-2	0-3-3	3	1	1	0	1	12	
Georgia	*	23	3-7	1-4	0-0	3-5-8	1	2	1	0	0	7	
Alabama	*	27	2-6	2-5	2-2	1-2-3	1	0	0	0	0	8	
Florida		30	3-11	1-6	3-4	2-2-4	0	2	1	0	1	10	
S. Carolina	*	24	0-4	0-4	4-4	1-2-3	2	1	2	0	1	4	
Iowa State	*	33	4-10	3-7	0-0	2-4-6	0	1	1	0	3	11	
Ole Miss													
Kentucky													
Arkansas													
LSU													
Alabama													
Missouri													
Georgia													
Tennessee													
Ole Miss													
Kentucky													
Texas A&M													
Tennessee													

PURIFOY'S CAREER STATISTICS																
Year	GP-GS	Min-Avg	FG-FGA	Pct	3FG-A	Pct	FT-FTA	Pct	Off-Def-Tot--Avg	PF-FO	Ast	TO	Blk	Stl	Pts	Avg
2016-17	29-25	831-28.7	97-244	.398	59-160	.369	80-91	.879	28-108-136--4.7	65-0	51	45	5	41	333	11.5
2018-19	28-1	344-12.3	37-91	.407	20-56	.357	9-13	.692	17-42-59--2.1	32-0	17	9	1	17	103	3.7
2019-20	19-18	515-27.1	58-149	.389	29-95	.305	32-40	.800	29-66-95--5.0	28-0	27	22	6	15	177	9.3
TOTAL	76-44	1690-22.2	192-484	.397	108-311	.347	121-144	.840	74-216-290--3.8	125-0	95	76	12	73	613	8.1

4



JAVON FRANKLIN

6-7 • 218
R-So. • F
Little Rock, Ark.
(Holmes CC)

2019-20 (Sophomore): Appeared in five games off the bench ... still working back from serious leg injury suffered in final season of JUCO.

BEFORE AUBURN: Played one season at Holmes CC (Miss.) ... averaged 10.8 points and 8.2 rebounds as a freshman ... suffered season-ending leg injury one game into his sophomore season ... finished 19th in the country with a 63.2 field goal percentage in 2017-18 ... 15th in the NJCAA with 72 blocks ... reached double figures in scoring 16 times and nine times in rebounds, while totaling seven double-doubles.

HIGH SCHOOL AND PERSONAL DATA: Labeled as a three-star by both Rivals and 247Sports ... chosen as the No. 23 JUCO player in the country by 247Sports ... also the No. 1 JUCO player from Arkansas ... attended Parkview Magnet High School where he averaged 16.0 points, 8.7 rebounds, 2.1 blocks, 1.9 assists and 1.8 steals as a senior in 2016-17 ... led team to 28-6 record and was named the 2017 Full Court Award Player of the Year ... tabbed the 6A McDonald's Arkansas Player of the Year and the state championship MVP ... son of Gavonna Washington ... enrolled in the College of Liberal Arts.

CAREER HIGHS

Points	-
Rebounds	1 vs. Georgia (1/11/20)
Field Goals	-
Field Goals Att.	-
3-Pt. Field Goals	-
3-Pt. Field Goals Att.	-
Free Throws	-
Free Throws Att.	-
Assists	1 vs. Georgia (1/11/20)
Steals	-
Blocks	-
Minutes	2 (3x) last vs. Lipscomb (12/29/19)

2019-20 FRANKLIN GAME-BY-GAME

Opp.	Start	Min.	FG-A	3FG-A	FT-A	O-D-T	PF	A	TO	BLK	STL	PTS
GSU			-dnp-									
Davidson			-dnp-									
S. Alabama			-dnp-									
CSUN		2	0-0	0-0	0-0	0-0-0	0	0	0	0	0	0
Colgate			-dnp-									
New Mexico		2	0-0	0-0	0-0	0-0-0	0	0	1	0	0	0
Richmond			-dnp-									
Furman			-dnp-									
Saint Louis			-dnp-									
NC State			-dnp-									
Lehigh		1	0-0	0-0	0-0	0-0-0	0	0	0	0	0	0
Lipscomb		2	0-0	0-0	0-0	0-0-0	0	0	0	0	0	0
Miss. St.			-dnp-									
Vanderbilt			-dnp-									
Georgia		2	0-0	0-0	0-0	0-1-1	0	1	0	0	0	0
Alabama			-dnp-									
Florida			-dnp-									
S. Carolina			-dnp-									
Iowa State			-dnp-									
Ole Miss												
Kentucky												
Arkansas												
LSU												
Alabama												
Missouri												
Georgia												
Tennessee												
Ole Miss												
Kentucky												
Texas A&M												
Tennessee												

FRANKLIN'S MISCELLANEOUS STATS

	2019-20	Career
Games with 10+ Pts	0	0
Games with 20+ Pts	0	0
Games 5+ 3s	0	0
Games with 5+ Reb	0	0
Games with 10+ Reb	0	0
Games with 5+ Ast	0	0
Games with 10+ Ast	0	0
Games with 5+ Blk	0	0
Games with 5+ Stl	0	0
Double-Doubles	0	0

FRANKLIN'S CAREER STATISTICS

Year	GP-GS	Min-Avg	FG-FGA	Pct	3FG-A	Pct	FT-FTA	Pct	Off-Def-Tot--Avg	PF-FO	Ast	TO	Blk	Stl	Pts	Avg
2019-20	5-0	5-1.0	0-0	.000	0-0	.000	0-0	.000	0-1-1--0.2	0-0	1	1	0	0	0	0.0
TOTAL	5-0	5-1.0	0-0	.000	0-0	.000	0-0	.000	0-1-1--0.2	0-0	1	1	0	0	0	0.0

5

J'VON McCORMICK

6-0 • 185

Sr. • G

New Orleans, La.

(Lee College)



2019-20 (Senior): Taken over as floor general for team ... leads the SEC and is 43rd in country with 2.33 assist-to-turnover ratio ... third in the SEC and 67th in the country with 4.8 assists per game ... racked up five-plus assists seven times ... broke program record with 16 assists against CSUN ... in same game, had only one turnover ... previous record of 15 was previously held by Eddie Johnson vs. LSU on Jan. 3, 1976 ... 16-assist performance tied for the ninth-most in SEC single-game history and are the most by any player in the league since Phil Pressley (Missouri) had 19 dimes in 2013 ... scoring 11.8 points per game in SEC games ... named SEC Player of the Week, the first of his career, on Jan. 6 after scoring a career-high 28 points in SEC opener at Mississippi State ... second game this season with 20 or more points ... shooting 72.4 percent from the free throw line (21-of-29) in league play.

BEFORE AUBURN: Played two seasons at Lee College (Texas) ... averaged 18.5 points, 6.4 assists and 5.3 rebounds in 28 games for the Runnin' Rebels as a sophomore ... started all 28 games ... was the third-highest scorer in the Region XIV Athletic Conference ... had 180 assists - the third-most in the region ... also added 44 steals ... knocked down 127 free throws ... averaged 4.9 points, 2.1 assists and 2.0 rebounds in 31 games for the Runnin' Rebels as a freshman ... started seven games ... totaled 62 rebounds, including 23 offensive ... racked up 64 assists and contributed 39 steals.

HIGH SCHOOL AND PERSONAL DATA: Known for quickness and ability to create off the bounce ... fast guard to push the tempo and guard opposing team's primary ball-handlers ... scored over 2,000 points for Mayde Creek High School (Texas) ... earned the 2016 19-6A Offensive MVP ... was a member of the all-conference team ... earned the newcomer of the year award as a freshman ... played for coach Darius Barnes Jr. and C.O.G Elite ... also played for coach Tim Schumacher and Houston Hoops ... son of Carl McCormick ... has two brothers, Brad and Troy ... enrolled in the Harbert College of Business.

McCORMICK'S MISCELLANEOUS STATS			
	2018-19	2019-20	Career
Games with 10+ Pts	4	9	13
Games with 20+ Pts	0	2	2
Games 5+ 3s	0	0	0
Games with 5+ Reb	0	5	5
Games with 10+ Reb	0	0	0
Games with 5+ Ast	0	7	7
Games with 10+ Ast	0	1	1
Games with 5+ Blk	0	0	0
Games with 5+ Stl	0	0	0
Double-Doubles	0	0	0

BAM TESTING RESULTS	
Vertical Jump	35"
Approach Vertical	43.5"
3/4 Court Sprint	2.997
Reaction Shuttle	2.922
Lane Agility Drill	10.581

CAREER HIGHS	
Points	28 at Mississippi State (1/4/20)
Rebounds	7 vs. Saint Louis (12/14/19)
Field Goals	9 at Mississippi State (1/4/20)
Field Goals Att.	17 at Mississippi State (1/4/20)
3-Pt. Field Goals	4 (2x) last vs. Lehigh (12/21/19)
3-Pt. Field Goals Att.	8 vs. Saint Louis (12/14/19)
Free Throws	8 at Mississippi State (1/4/20)
Free Throws Att.	11 at Mississippi State (1/4/20)
Assists	16 vs. CSUN (11/15/19)
Blocks	1 (3x) last at South Alabama (11/12/19)
Steals	3 (5x) vs. CSUN (11/15/19)
Minutes	39 vs. Furman (12/5/19)

2019-20 McCORMICK GAME-BY-GAME													
Opp.	Start	Min.	FG-A	3FG-A	FT-A	O-D-T	PF	A	TO	BLK	STL	PTS	
GSU	*	30	4-10	0-4	1-3	2-1-3	4	4	5	0	0	9	
Davidson	*	33	5-12	0-4	1-3	1-4-5	2	5	0	0	0	11	
S. Alabama	*	32	3-9	3-7	0-3	1-3-4	2	2	4	1	0	9	
CSUN	*	22	1-3	0-2	0-0	0-4-4	1	16	1	0	3	2	
Colgate	*	27	6-12	2-5	0-0	0-3-3	1	8	2	0	2	14	
New Mexico*		27	3-14	1-4	0-0	1-5-6	2	6	2	0	2	7	
Richmond	*	30	2-9	1-3	2-2	1-5-6	1	6	4	0	2	7	
Furman	*	39	4-11	1-2	0-2	1-3-4	3	4	0	0	1	9	
Saint Louis	*	32	7-14	4-8	2-8	3-4-7	0	6	1	0	1	20	
NC State	*	31	5-12	0-2	4-6	2-2-4	3	3	3	0	1	14	
Lehigh	*	29	7-12	4-7	0-0	1-1-2	2	4	0	0	1	18	
Lipscomb	*	28	3-7	2-6	0-0	0-2-2	2	4	2	0	1	8	
Miss. St.	*	32	9-17	2-6	8-11	3-1-4	1	4	5	0	2	28	
Vanderbilt	*	33	3-11	0-4	4-6	0-3-3	2	2	1	0	0	10	
Georgia	*	25	3-8	1-1	2-3	0-2-2	3	3	1	0	0	9	
Alabama	*	23	2-8	0-3	1-2	2-4-6	5	3	1	0	1	5	
Florida	*	32	1-7	0-3	4-6	0-1-1	1	2	3	0	0	6	
S. Carolina	*	27	5-11	1-3	2-3	1-2-3	3	5	2	0	0	13	
Iowa State	*	32	4-9	1-3	2-5	2-1-3	1	4	2	0	0	11	
Ole Miss													
Kentucky													
Arkansas													
LSU													
Alabama													
Missouri													
Georgia													
Tennessee													
Ole Miss													
Kentucky													
Texas A&M													
Tennessee													

McCORMICK'S CAREER STATISTICS																
Year	GP-GS	Min-Avg	FG-FGA	Pct	3FG-A	Pct	FT-FTA	Pct	Off-Def-Tot--Avg	PF-FO	Ast	TO	Blk	Stl	Pts	Avg
2018-19	39-0	472-12.1	63-120	.525	10-20	.500	24-39	.615	15-22-37--0.9	37-0	53	29	3	31	160	4.1
2019-20	19-19	557-29.3	77-196	.393	23-77	.299	33-63	.524	21-51-72--3.8	39-1	91	39	1	17	210	11.1
TOTAL	58-19	1029-17.7	140-316	.443	33-97	.340	57-102	.559	36-73-109--1.9	76-1	144	68	4	48	370	6.4

10

SAMIR DOUGHTY

6-4 • 195

Sr. • G

Philadelphia, Pa.

(VCU)



2019-20 (Senior): Taken over as team's primary scoring option after being the fourth or fifth option a season ago ... arguably the most improved played in the SEC ... leads team and 10th in the SEC in scoring at 14.6 points per game ... scored in double figures 14 times, most on the team ... averaging 16.3 points per game at home this season ... has five 20-point games in the first 19 games after entering the season with just two in 75 career games ... eighth in the SEC in free throws attempted (100) and fifth in free throws made (76) ... second on the team with 52 assists ... leads team with 24 steals ... secured second career double-double with 10 points and 10 rebounds at South Alabama ... had career performance with 33 points on 10-of-15 from the floor with eight rebounds and three dimes vs. CSUN ... produced crossover, step-back 3-pointer against Colgate that sent his defender flying and earned him the No. 1 spot on the Sportscenter Top 10 for Nov. 18 ... named to the Legends Classic All-Tournament Team after scoring 19 points against New Mexico and 22 vs. Richmond, both team-highs.

BEFORE AUBURN: Averaged 9.0 points, 3.6 rebounds, 2.1 assists and 0.9 steals in 23.1 minutes per game ... played in 35 games, starting 15 as VCU reached the NCAA Tournament, losing to Saint Mary's in the first round ... was the Rams' fourth-leading scorer ... averaged the most points by a VCU freshman since Shawn Hampton in 1998-99 ... shot 40.9 percent from the floor, 28.4 percent from 3-point range and 76.6 percent from the foul line ... shot 34.5 percent (19-of-55) from 3-point range for the final 21 games of the season since Jan. 4 after opening the year 4-of-26 from behind the arc ... career-high 23 points with nine assists and seven rebounds at Duquesne ... just missed a triple-double with 10 points, 10 assists and eight rebounds vs. Saint Joseph's ... 17 points in the Atlantic 10 Conference Tournament vs. Richmond ... 9 points vs. Saint Mary's in the NCAA Tournament ... went 4-0 as VCU toured Spain from Aug. 12-22 in Madrid, Toledo, Valencia and Barcelona ... redshirted first year at VCU ... originally signed with St. John's.

HIGH SCHOOL AND PERSONAL DATA: Averaged 24.9 points, 9.7 rebounds, 4.1 assists and 2.7 steals per game while shooting 59 percent from 2-point range as a senior at Mathematics, Civics & Science Charter in Philadelphia, Pa. ... ranked as the 35th-best point guard nationally by 247 Sports, including sixth-best in Pennsylvania, as a senior ... three-star recruit ... enrolled in College of Liberal Arts.

DOUGHTY'S MISCELLANEOUS STATS

	2016-17	2018-19	2019-20	Career
Games with 10+ Pts	15	10	14	39
Games with 20+ Pts	1	1	5	7
Games 5+ 3s	0	0	2	2
Games with 5+ Reb	9	13	7	29
Games with 10+ Reb	0	1	1	2
Games with 5+ Ast	4	2	0	6
Games with 10+ Ast	1	0	0	1
Games with 5+ Blk	0	0	0	0
Games with 5+ Stl	0	0	0	0
Double-Doubles	1	0	1	2

BAM TESTING RESULTS

Vertical Jump	30.5"
Approach Vertical	36"
3/4 Court Sprint	3.215
Reaction Shuttle	3.333
Lane Agility Drill	11.607

CAREER HIGHS

Points	33 vs. CSUN (11/15/19)
Rebounds	10 (2x) last at South Alabama (11/12/19)
Field Goals	10 vs. CSUN (11/15/19)
Field Goals Att.	16 vs. Richmond (11/26/19)
3-Pt. Field Goals	6 vs. CSUN (11/15/19)
3-Pt. Field Goals Att.	9 (2x) last vs. New Mexico (11/25/19)
Free Throws	9 vs. NC State (12/19/19)
Free Throws Att.	12 vs. NC State (12/19/19)
Assists	10 vs. St. Joseph's (2/14/17)
Blocks	1 (8x) last at Mississippi State (1/4/20)
Steals	4 (4x) last vs. NC State (12/19/19)
Minutes	42 vs. Furman (12/5/19)

2019-20 DOUGHTY GAME-BY-GAME

Opp.	Start	Min.	FG-A	3FG-A	FT-A	O-D-T	PF	A	TO	BLK	STL	PTS
GSU	*	33	6-10	1-3	7-9	0-5-5	3	3	3	0	4	20
Davidson	*	34	3-10	0-5	5-6	2-3-5	3	3	4	0	1	11
S. Alabama	*	32	3-5	1-2	3-3	3-7-10	3	2	3	0	0	10
CSUN	*	24	10-15	6-8	7-7	2-6-8	0	3	0	1	0	33
Colgate	*	27	7-13	4-9	2-3	1-2-3	2	2	1	1	1	20
New Mexico*		32	6-12	5-9	2-5	1-1-2	2	2	3	0	3	19
Richmond	*	35	7-16	2-6	6-8	1-0-1	0	3	0	0	1	22
Furman	*	42	5-12	0-7	3-5	0-1-1	0	1	6	1	0	13
Saint Louis	*	32	1-6	1-4	5-6	0-3-3	1	0	0	0	1	8
NC State	*	32	6-12	3-5	9-12	0-2-2	2	4	5	1	4	24
Lehigh	*	32	2-8	1-5	1-2	1-1-2	3	4	0	0	1	6
Lipscomb	*	33	5-13	1-7	0-0	0-2-2	2	7	4	0	0	11
Miss. St.	*	35	4-12	0-4	7-8	1-7-8	3	0	2	1	2	15
Vanderbilt	*	34	1-9	1-5	3-4	1-1-2	4	2	0	0	0	6
Georgia	*	28	6-12	2-5	3-7	1-5-6	4	4	3	0	1	17
Alabama	*	32	2-11	0-2	2-3	0-0-0	5	3	7	0	0	6
Florida	*	33	3-12	2-7	0-0	0-2-2	0	0	0	0	0	8
S. Carolina	*	30	3-10	1-5	4-4	1-4-5	2	4	2	0	2	11
Iowa State	*	31	5-13	1-6	7-8	0-6-6	4	5	5	0	0	18
Ole Miss												
Kentucky												
Arkansas												
LSU												
Alabama												
Missouri												
Georgia												
Tennessee												
Ole Miss												
Kentucky												
Texas A&M												
Tennessee												

DOUGHTY'S CAREER STATISTICS

Year	GP-GS	Min-Avg	FG-FGA	Pct	3FG-A	Pct	FT-FTA	Pct	Off-Def-Tot--Avg	PF-FO	Ast	TO	Blk	Stl	Pts	Avg
2016-17*	35-15	809-23.1	103-252	.409	23-81	.284	85-111	.766	29-98-127--3.6	76-3	75	66	2	33	314	9.0
2018-19	40-27	969-24.2	98-214	.458	45-106	.425	51-65	.785	42-96-138--3.5	87-1	67	55	3	54	292	7.3
2019-20	19-19	597-31.4	85-211	.403	32-104	.308	76-100	.760	15-58-73--3.8	43-1	52	48	4	24	278	14.6
TOTAL	94-61	2375-25.3	286-677	.422	100-291	.344	212-276	.768	86-252-338--3.6	206-5	194	169	9	111	884	9.4

13



BABATUNDE AKINGBOLA

6-10 • 236
Fr. • C
Ogun, Nigeria
(McEachern)

2019-20 (Freshman): Appeared in 11 games off the bench ... blocked a pair of shots in the first minute his career minute at South Alabama ... pulled down a pair of rebounds in five minutes of action vs. New Mexico ... scored his first career points with a dunk against Lipscomb.

HIGH SCHOOL AND PERSONAL DATA: Labeled as a four-star by Rivals and a three-star by 247Sports and ESPN ... tabbed as the No. 15 player in Georgia by 247Sports and ESPN ... played at McEachern High School ... was a two-time all-state selection ... team made the Final Four ... averaged 6.0 points, 6.1 rebounds, 3.0 blocks and 1.1 assists per game ... competed with Athletes of Tomorrow on the Nike EYBL circuit ... had 70 rebounds to go along with 27 blocks and shot 56 percent from the floor in 10 games for AOT during Nike 17U circuit ... led team to third-place finish at the 45th annual City of Palms Classic ... son of Akintayo and Temitayo Akingbola ... has four sisters: Yinka, Laide, Kemi and Lola ... goes by the nickname "Stretch" ... enrolled in the Harbert College of Business.

BAM TESTING RESULTS	
Vertical Jump	27.5"
Approach Vertical	31.5"
3/4 Court Sprint	3.650
Reaction Shuttle	3.229
Lane Agility Drill	12.669

CAREER HIGHS	
Points	2 vs. Lipscomb (12/29/19)
Rebounds	2 vs. New Mexico (11/25/19)
Field Goals	1 vs. Lipscomb (12/29/19)
Field Goals Att.	1 (4x) last at Alabama (1/15/20)
3-Pt. Field Goals	-
3-Pt. Field Goals Att.	1 at Alabama (1/15/20)
Free Throws	-
Free Throws Att.	-
Assists	1 (2x) last vs. Lipscomb (12/29/19)
Steals	-
Blocks	2 (2x) last vs. New Mexico (11/25/19)
Minutes	5 (2x) last vs. New Mexico (11/25/19)

2019-20 AKINGBOLA GAME-BY-GAME

Opp.	Start	Min.	FG-A	3FG-A	FT-A	O-D-T	PF	A	TO	BLK	STL	PTS
GSU			-dnp-									
Davidson			-dnp-									
S. Alabama	4	0-1	0-0	0-0	0-0	1-0-1	0	1	0	2	0	0
CSUN	5	0-1	0-0	0-0	0-0	0-1-1	3	0	1	0	0	0
Colgate	2	0-0	0-0	0-0	0-0-0	0	0	0	0	0	0	0
New Mexico	5	0-0	0-0	0-0	0-2-2	0	0	0	2	0	0	0
Richmond	2	0-0	0-0	0-0	0-0-0	0	0	0	0	0	0	0
Furman			-dnp-									
Saint Louis	1	0-0	0-0	0-0	0-0-0	1	0	0	0	0	0	0
NC State			-dnp-									
Lehigh	1	0-0	0-0	0-0	0-0-0	0	0	0	0	0	0	0
Lipscomb	2	1-1	0-0	0-0	0-0-0	1	1	0	0	0	0	2
Miss. St.			-dnp-									
Vanderbilt	1	0-0	0-0	0-0	0-0-0	0	0	0	0	0	0	0
Georgia	4	0-0	0-0	0-0	0-0-0	1	0	2	0	0	0	0
Alabama	2	0-1	0-1	0-0	0-0-0	1	0	0	0	0	0	0
Florida			-dnp-									
S. Carolina			-dnp-									
Iowa State			-dnp-									
Ole Miss												
Kentucky												
Arkansas												
LSU												
Alabama												
Missouri												
Georgia												
Tennessee												
Ole Miss												
Kentucky												
Texas A&M												
Tennessee												

AKINGBOLA'S MISCELLANEOUS STATS		
	2019-20	Career
Games with 10+ Pts	0	0
Games with 20+ Pts	0	0
Games 5+ 3s	0	0
Games with 5+ Reb	0	0
Games with 10+ Reb	0	0
Games with 5+ Ast	0	0
Games with 10+ Ast	0	0
Games with 5+ Blk	0	0
Games with 5+ Stl	0	0
Double-Doubles	0	0

AKINGBOLA'S CAREER STATISTICS

Year	GP-GS	Min-Avg	FG-FGA	Pct	3FG-A	Pct	FT-FTA	Pct	Off-Def-Tot--Avg	PF-FO	Ast	TO	Blk	Stl	Pts	Avg
2019-20	11-0	23-2.1	1-4	.250	0-1	.000	0-0	.000	1-3-4--0.4	7-0	2	3	4	0	2	0.2
TOTAL	11-0	23-2.1	1-4	.250	0-1	.000	0-0	.000	1-3-4--0.4	7-0	2	3	4	0	2	0.2

22



ALLEN FLANIGAN

6-5 • 200

Fr. • G

Little Rock, Ark.
(Parkview Magnet)

2019-20 (Freshman): Appeared in all 19 games off the bench ... third-best rebounding guard on the team at 2.6 boards per contest ... pulled down at least three rebounds 10 times, including four of the first five SEC games ... was a perfect 4-for-4 and scored eight points in 12 minutes vs. Furman ... recorded career-highs in points (12) and rebounds (6) against Georgia.

HIGH SCHOOL AND PERSONAL DATA: Labeled as a four-star by ESPN and a three-star by Rivals and 247Sports ... selected as the No. 1 player in Arkansas by ESPN and No. 3 by 247Sports ... attended Parkview Magnet High School where he played for his grandfather and local legend Alfred Flanigan ... won two state championships ... named the 5A Gatorade Arkansas Player of the Year ... also chosen as the district's top athlete ... played for the Joe Johnson Hawks in the adidas Gauntlet circuit, averaging 8.4 points, 3.6 rebounds and 1.2 assists per game ... led Hawks to 21-5 record and age division title in the Real Deal in the Rock ... son of Wes and Katrina Flanigan ... has two siblings: Collin and Mike ... father, Wes, was a four-year starter at point guard at Auburn from 1993-97 and is in the top 25 in program history with 1,228 career points ... father, Wes, was also an All-SEC selection in 1996 ... enrolled in the College of Education.

FLANIGAN'S MISCELLANEOUS STATS		
	2019-20	Career
Games with 10+ Pts	1	1
Games with 20+ Pts	0	0
Games 5+ 3s	0	0
Games with 5+ Reb	2	2
Games with 10+ Reb	0	0
Games with 5+ Ast	0	0
Games with 10+ Ast	0	0
Games with 5+ Blk	0	0
Games with 5+ Stl	0	0
Double-Doubles	0	0

BAM TESTING RESULTS	
Vertical Jump	30"
Approach Vertical	35.0"
3/4 Court Sprint	3.330
Reaction Shuttle	3.300
Lane Agility Drill	10.534

CAREER HIGHS	
Points	12 vs. Georgia (1/11/20)
Rebounds	6 vs. Georgia (1/11/20)
Field Goals	5 vs. Georgia (1/11/20)
Field Goals Att.	6 vs. Georgia (1/11/20)
3-Pt. Field Goals	2 vs. Georgia (1/11/20)
3-Pt. Field Goals Att.	3 vs. Georgia (1/11/20)
Free Throws	1 (2x) last vs. NC State (12/19/19)
Free Throws Att.	2 (4x) last at Mississippi State (1/4/20)
Assists	2 vs. New Mexico (11/25/19)
Steals	2 vs. Georgia (1/11/20)
Blocks	1 (2x) last at Alabama (1/15/20)
Minutes	22 vs. NC State (12/19/19)

2019-20 FLANIGAN GAME-BY-GAME													
Opp.	Start	Min.	FG-A	3FG-A	FT-A	O-D-T	PF	A	TO	BLK	STL	PTS	
GSU		7	0-0	0-0	0-0	0-1-1	1	1	1	0	0	0	
Davidson		6	0-1	0-1	0-0	0-1-1	1	0	1	0	0	0	
S. Alabama	12	2-5	0-0	0-2	1-0-1	0	0	0	0	0	0	4	
CSUN	18	3-5	1-1	0-0	0-3-3	1	1	1	1	0	0	7	
Colgate	9	0-3	0-2	0-0	0-3-3	1	0	0	0	0	0	0	
New Mexico	12	2-4	0-2	0-0	0-2-2	2	2	0	0	0	0	4	
Richmond	14	1-3	0-0	1-2	3-1-4	3	0	1	0	0	0	3	
Furman	12	4-4	0-0	0-2	1-1-2	0	0	1	0	0	0	8	
Saint Louis	14	1-4	0-1	1-2	3-2-5	1	0	0	0	0	0	3	
NC State	22	1-5	0-2	1-2	1-3-4	4	1	0	0	0	0	3	
Lehigh	15	3-4	0-1	0-1	0-1-1	0	0	1	0	1	0	6	
Lipscomb	10	0-0	0-0	0-0	0-0-0	3	0	2	0	0	0	0	
Miss. St.	12	0-2	0-2	0-2	1-0-1	2	0	1	0	0	0	0	
Vanderbilt	17	1-3	1-2	0-2	1-2-3	3	0	1	0	0	0	3	
Georgia	21	5-6	2-3	0-0	0-6-6	2	0	1	0	2	12		
Alabama	15	2-4	0-1	2-3	0-4-4	2	0	3	1	0	0	6	
Florida	11	0-1	0-0	0-0	1-3-4	0	0	0	0	1	0		
S. Carolina	14	1-2	0-1	0-0	0-1-1	2	0	1	0	0	2		
Iowa State	11	1-3	0-0	0-0	3-0-3	3	1	0	0	0	0	2	
Ole Miss													
Kentucky													
Arkansas													
LSU													
Alabama													
Missouri													
Georgia													
Tennessee													
Ole Miss													
Kentucky													
Texas A&M													
Tennessee													

FLANIGAN'S CAREER STATISTICS																
Year	GP-GS	Min-Avg	FG-FGA	Pct	3FG-A	Pct	FT-FTA	Pct	Off-Def-Tot--Avg	PF-FO	Ast	TO	Blk	Stl	Pts	Avg
2019-20	19-0	247-13.0	27-59	.458	4-19	.211	5-18	.278	15-34-49--2.6	31-0	6	15	2	4	63	3.3
TOTAL	19-0	247-13.0	27-59	.458	4-19	.211	5-18	.278	15-34-49--2.6	31-0	6	15	2	4	63	3.3

23



ISAAC OKORO

6-6 • 225

Fr. • F

Powder Springs, Ga.
(McEachern)

2019-20 (Freshman): Started all 19 games as first-year player in senior-laden lineup ... second in SEC and 64th nationally with a 53.9 field goal percentage ... field goal percentage ranks 10th nationally among freshmen ... scored in double figures in first six games of his career, becoming just the second freshman since 1990 to accomplish the feat (Mustapha Heron) ... 13 total games in double figures is second on the team ... averaging 12.0 points on 23 of 51 shooting (45.1 percent) in SEC play ... second on the team with 35 offensive rebounds ... hit the game-winning shot at South Alabama with 2.9 seconds left and became the only Auburn player in the last 15 years with a stat line of 15 points, six rebounds, six assists, two steals and two blocks in a game ... named SEC Freshman of the Week Nov. 18 and Dec. 9 ... is the fourth freshman in program history to earn the weekly recognition twice in a season, joining Jared Harper (2016-17), Aaron Swinson (1991-92) and Wesley Person (1990-91) ... had near double-double with 18 points and nine rebounds vs. Furman ... scored career-high 23 points against Vanderbilt, including one-handed dunk that was No. 7 on the Sportscenter Top 10 for Jan. 9 ... named NBC Sports Player of the Week on Jan. 13 ... dished out a career-high seven assists in win over South Carolina.

INTERNATIONAL EXPERIENCE: Won gold medal with 2018 USA U17 World Cup Team, averaging 4.3 points per game to help USA to a 7-0 record from June 30-July 8 in Santa Fe, Argentina ... took part in 2017 USA Basketball Men's Junior National Team Minicamp ... participated in 2016 Junior National Team Minicamp.

HIGH SCHOOL AND PERSONAL DATA: Labeled as a five-star by Rivals and a four-star by 247Sports ... rated as the second-highest signing in program history according to the 247Sports composite ranking ... tabbed as the No. 31 and No. 36 player in the country by Rivals and 247Sports, respectively ... chosen as the No. 2 player in the state of Georgia by 247Sports ... played at McEachern High School where he had his No. 35 jersey retired ... was a four-time all-state selection ... led team to 32-0 record and the state title in 2018-19, the first in the school's history ... team was ranked No. 1 in the country according to MaxPreps, BlueStar Media and the Prep Circuit Power 50 ... averaged 19.7 points, 10.1 rebounds, 3.2 assists and 2.7 steals as a senior ... named the 2019 AJC Player of the Year ... graduated with honors ... competed with Athletes of Tomorrow on the Nike EYBL circuit ... averaged 17.7 points, 8.4 rebounds and 4.1 assists with 51.7 field goal percentage ... son of Godwin and Gloria Okoro ... has three siblings: Michael, Rachel and Ashley ... enrolled in the Harbert College of Business.

OKORO'S MISCELLANEOUS STATS

	2019-20	Career
Games with 10+ Pts	13	13
Games with 20+ Pts	1	1
Games 5+ 3s	0	0
Games with 5+ Reb	8	8
Games with 10+ Reb	0	0
Games with 5+ Ast	2	2
Games with 10+ Ast	0	0
Games with 5+ Blk	0	0
Games with 5+ Stl	0	0
Double-Doubles	0	0

BAM TESTING RESULTS

Vertical Jump	30.5"
Approach Vertical	38.5"
3/4 Court Sprint	3.202
Reaction Shuttle	3.137
Lane Agility Drill	11.519

CAREER HIGHS

Points	23 vs. Vanderbilt (1/8/20)
Rebounds	9 vs. Furman (12/5/19)
Field Goals	8 vs. CSUN (11/15/19)
Field Goals Att.	13 vs. Saint Louis (12/14/19)
3-Pt. Field Goals	2 (2x) last vs. Saint Louis (12/14/19)
3-Pt. Field Goals Att.	4 (2x) last at Alabama (1/15/20)
Free Throws	10 vs. Vanderbilt (1/8/20)
Free Throws Att.	14 vs. Vanderbilt (1/8/20)
Assists	7 vs. South Carolina (1/22/20)
Steals	3 (2x) last at Alabama (1/15/20)
Blocks	3 (2x) last vs. Georgia (1/11/20)
Minutes	43 vs. Furman (12/5/19)

2019-20 OKORO GAME-BY-GAME

Opp.	Start	Min.	FG-A	3FG-A	FT-A	O-D-T	PF	A	TO	BLK	STL	PTS
GSU	*	31	6-9	0-1	0-0	1-4-5	3	2	3	0	0	12
Davidson	*	30	5-7	2-3	4-6	0-1-1	2	0	2	0	0	16
S. Alabama	*	36	6-12	0-2	3-6	2-4-6	1	6	2	2	2	15
CSUN	*	21	8-12	0-2	1-1	2-3-5	2	0	1	2	0	17
Colgate	*	29	5-11	0-3	1-2	2-1-3	1	2	2	1	2	11
New Mexico*		29	5-8	1-2	1-4	3-1-4	1	1	1	1	3	12
Richmond	*	23	4-6	0-1	1-1	2-4-6	4	1	2	1	0	9
Furman	*	43	5-9	0-3	8-9	3-6-9	3	3	6	1	0	18
Saint Louis	*	35	5-13	2-3	0-0	4-1-5	2	1	1	1	0	12
NC State	*	28	3-6	0-0	3-7	1-2-3	4	2	4	0	1	9
Lehigh	*	23	3-4	0-1	2-2	2-1-3	4	1	3	0	2	8
Lipscomb	*	31	5-9	0-2	4-5	4-0-4	2	2	0	3	0	14
Miss. St.	*	35	5-9	0-1	4-5	1-7-8	2	2	1	0	2	14
Vanderbilt	*	32	6-9	1-1	10-14	3-3-6	1	3	2	0	1	23
Georgia	*	29	3-8	1-4	0-0	0-0-0	4	3	1	3	0	7
Alabama	*	36	5-11	1-4	2-3	1-3-4	2	1	3	2	3	13
Florida	*	34	1-7	1-3	4-4	2-1-3	3	1	0	1	1	7
S. Carolina	*	31	3-7	0-1	2-2	1-2-3	2	7	1	0	0	8
Iowa State	*	32	7-11	1-3	4-8	1-1-2	3	2	2	0	0	19
Ole Miss												
Kentucky												
Arkansas												
LSU												
Alabama												
Missouri												
Georgia												
Tennessee												
Ole Miss												
Kentucky												
Texas A&M												
Tennessee												

OKORO'S CAREER STATISTICS

Year	GP-GS	Min-Avg	FG-FGA	Pct	3FG-A	Pct	FT-FTA	Pct	Off-Def-Tot--Avg	PF-FO	Ast	TO	Blk	Stl	Pts	Avg
2019-20	19-19	581-30.6	90-168	.536	10-40	.250	54-79	.684	35-45-80--4.2	46-0	40	37	18	17	244	12.8
TOTAL	19-19	581-30.6	90-168	.536	10-40	.250	54-79	.684	35-45-80--4.2	46-0	40	37	18	17	244	12.8

24



ANFERNEE McLEMORE

6-7 • 220

Sr. • F

Warwick, Ga.

(Worth County HS)

2019-20 (Senior): Appeared in 18 games as the first player off the bench ... earned first start at Florida ... seventh in the SEC and 71st in the country with 1.63 blocks per game ... 48th in the nation with 8.4 block percentage ... third in Auburn history with 184 blocks, recently passing former teammate Horace Spencer (2015-19) who had 170 swats ... 184 blocks ranks eighth nationally among active players and is fourth among Power 5 players ... boasts third-best field goal percentage on the team at 50.5 percent ... scored in double figures six times, including two of the first three games in SEC play ... matched season high with 14 points, all in the first half, against Vanderbilt ... made multiple 3s six times, three of which were away from home ... team's second-best three-point shooter at 34 percent (18-of-53) ... pulled down five-plus rebounds nine times, including seven of the last 12 games ... third on the team with 82 total rebounds ... blocked a shot in four straight games ... blocked at least three shots six times ... tied career-best with six blocks against Lehigh, all of which came in the second half.

HIGH SCHOOL AND PERSONAL DATA: Rated as a four-star prospect by ESPN ... rated as a 3-star by 247Sports, Rivals and Scout ... averaged 15.6 points, 11.2 rebounds and 6.9 blocks per game for Worth County as a senior in 2015-16 under coach Connie Mays ... three-time selection to the Albany Herald's Super Six as a sophomore, junior and senior ... the Rams finished in a three-way tie for first in the Georgia High School Region 1 4A standings ... averaged 19 points, 11.8 rebounds and 6.4 blocks per game for Worth County as a junior in 2014-15, recording several triple-doubles ... two-time All-Area selection by the Albany Herald ... started for the Rams each of his four years in high school ... Georgia Class 4A Sophomore of the Year by Hoopseen ... had a 4.0 GPA in advanced classes and was accepted by the Massachusetts Institute of Technology ... scored a 1670 on his SAT ... had considered Yale, Brown, Oregon State, Stanford and Georgia Tech ... played AAU basketball for the Atlanta Celtics under Horace Neysmith ... full name is Anfernee Keith McLemore ... son of Cinderella Lewis and Feron McLemore ... enrolled in the Harbert College of Business ... signed national letter of intent on Nov. 11, 2015.

	2016-17	2017-18	2018-19	2019-20	Career
Games with 10+ Pts	4	9	10	6	29
Games with 20+ Pts	0	0	0	0	0
Games 5+ 3s	0	0	0	0	0
Games with 5+ Reb	16	14	17	9	56
Games with 10+ Reb	1	4	2	0	8
Games with 5+ Ast	0	0	0	0	0
Games with 10+ Ast	0	0	0	0	0
Games with 5+ Blk	0	6	0	1	7
Games with 5+ Stl	0	0	0	0	0
Double-Doubles	0	3	0	0	3

Vertical Jump	34.5"
Approach Vertical	42"
3/4 Court Sprint	3.230
Reaction Shuttle	2.933
Lane Agility Drill	10.786

Points	19 (3x) last vs. Saint Peter's (11/28/18)
Rebounds	13 at Dayton (11/29/17)
Field Goals	8 (2x) last vs. Saint Peter's (11/28/18)
Field Goals Att.	13 vs. Saint Peter's (11/28/18)
3-Pt. Field Goals	4 (2x) last vs. Mississippi State (3/2/19)
3-Pt. Field Goals Att.	7 (2x) last at LSU (2/9/19)
Free Throws	7 at LSU (2/21/17)
Free Throws Att.	8 (2x) last vs. North Florida (12/29/18)
Assists	2 (5x) last vs. New Mexico (11/25/19)
Blocks	6 (3x) last vs. Lehigh (12/21/19)
Steals	4 vs. North Florida (12/29/18)
Minutes	30 vs. Kentucky (2/14/18)

Opp.	Start	Min.	FG-A	3FG-A	FT-A	O-D-T	PF	A	TO	BLK	STL	PTS
GSU		21	1-4	0-1	0-0	0-3-3	2	2	2	0	0	2
Davidson		25	4-5	0-1	4-5	1-4-5	1	0	1	3	1	12
S. Alabama		26	5-9	2-5	2-4	1-3-4	3	1	0	0	0	14
CSUN		18	4-7	2-5	0-0	3-2-5	2	1	0	4	0	10
Colgate		19	2-5	0-2	0-0	1-3-4	1	0	1	3	0	4
New Mexico		18	3-4	2-3	2-5	2-1-3	1	2	2	1	2	10
Richmond		20	1-3	0-2	0-0	1-1-2	2	1	1	1	3	2
Furman		16	3-4	1-2	2-2	2-3-5	5	0	1	1	0	9
Saint Louis		20	2-5	2-5	1-2	0-2-2	4	1	1	3	1	7
NC State		21	2-7	1-4	1-2	0-5-5	2	0	1	1	1	6
Lehigh		20	2-5	1-2	4-5	1-6-7	2	1	2	6	1	9
Lipscomb		17	1-2	1-2	0-0	1-5-6	1	2	2	1	2	3
Miss. St.		22	1-5	0-1	0-0	0-2-2	4	0	0	0	0	2
Vanderbilt		17	6-8	2-3	0-0	1-0-1	4	0	0	0	0	14
Georgia		21	6-8	0-2	0-1	3-3-6	2	0	1	0	0	12
Alabama		19	2-8	1-5	1-1	1-6-7	2	0	0	1	1	6
Florida	*	20	1-3	0-2	3-5	1-3-4	3	0	1	1	0	5
S. Carolina		21	1-2	0-1	2-2	1-6-7	0	0	1	2	0	4
Iowa State		18	3-5	3-5	0-0	0-4-4	2	0	2	3	1	9
Ole Miss												
Kentucky												
Arkansas												
LSU												
Alabama												
Missouri												
Georgia												
Tennessee												
Ole Miss												
Kentucky												
Texas A&M												
Tennessee												

Year	GP-GS	Min-Avg	FG-FGA	Pct	3FG-A	Pct	FT-FTA	Pct	Off-Def-Tot--Avg	PF-FO	Ast	TO	Blk	Stl	Pts	Avg
2016-17	32-1	483-15.1	69-101	.683	1-1	1.000	35-58	.603	54-89-143--4.5	76-0	5	28	37	13	174	5.4
2017-18	27-21	525-19.4	74-139	.532	18-46	.391	35-48	.729	49-93-142--5.3	70-1	14	24	73	20	201	7.4
2018-19	40-34	762-19.1	101-223	.453	37-112	.330	29-47	.617	39-122-161--4.0	120-4	10	30	43	29	268	6.7
2019-20	19-1	372-19.6	50-99	.505	18-53	.340	22-34	.647	20-62-82--4.3	43-1	11	18	31	13	140	7.4
TOTAL	118-57	2142-18.2	294-562	.523	74-212	.349	121-187	.647	162-366-528--4.5	309-6	40	100	184	75	783	6.6

35



DEVAN CAMBRIDGE

6-6 • 190
Fr. • G
Nashville, Tenn.
(Hillcrest Prep)

2019-20 (Freshman): Appeared in all 19 games off the bench ... played 10-plus minutes nine times ... scored career-high 26 points on 10-of-14 shooting vs. South Carolina ... 26 points was the most points scored by an Auburn freshman since Danjel Purifoy scored 27 points in back-to-back games in 2016 ... scored four or more points in eight games ... pulled down four or more rebounds in five games ... racked up a block or a steal nine times.

HIGH SCHOOL AND PERSONAL DATA: Labeled as a three-star by both Rivals and 247Sports ... tabbed as the No. 8 player in the state of Arizona by 247Sports ... averaged 13 points, 6.5 rebounds, 2.3 blocks and 1.7 steals in 22 games during senior season for Hillcrest Prep in Phoenix, Ariz ... Shot 49 percent from the field, including 38 percent from three ... played on the Nike EYBL circuit with Athletes of Tomorrow, averaging 15.1 points, 5.1 rebounds, 1.3 assists and 1.3 blocks per game in 13 games ... son of Desmond Cambridge and Teon Cotton ... has six siblings: Desmond Jr., Jalon, Jaloni, Jasiah, Jordyn and Kennedy ... father, Desmond Sr., was an all-conference player at Alabama A&M where he set the NCAA record for steals in a season with 160 - a record that still stands after the 2018-19 season - while also averaging 20.7 points per game ... brother, Desmond Jr., is a junior on the basketball team at Nevada ... enrolled in the College of Education.

BAM TESTING RESULTS

Vertical Jump	31.5"
Approach Vertical	40.5"
3/4 Court Sprint	3.342
Reaction Shuttle	3.440
Lane Agility Drill	11.618

CAREER HIGHS

Points	26 vs. South Carolina (1/22/20)
Rebounds	5 vs. South Carolina (1/22/20)
Field Goals	10 vs. South Carolina (1/22/20)
Field Goals Att.	14 vs. South Carolina (1/22/20)
3-Pt. Field Goals	6 vs. South Carolina (1/22/20)
3-Pt. Field Goals Att.	9 vs. South Carolina (1/22/20)
Free Throws	3 vs. Davidson (11/8/19)
Free Throws Att.	5 vs. Davidson (11/8/19)
Assists	1 (4x) last vs. Georgia (1/11/20)
Steals	2 vs. Saint Louis (12/14/19)
Blocks	1 (5x) last vs. Lipscomb (12/29/19)
Minutes	22 vs. South Carolina (1/22/20)

2019-20 CAMBRIDGE GAME-BY-GAME

Opp.	Start	Min.	FG-A	3FG-A	FT-A	O-D-T	PF	A	TO	BLK	STL	PTS
GSU		16	2-4	2-3	0-0	1-2-3	3	0	0	0	0	6
Davidson		9	1-1	1-1	3-5	0-0-0	4	0	0	1	0	6
S. Alabama		9	0-0	0-0	0-0	0-1-1	0	0	0	0	0	0
CSUN		15	4-7	2-4	0-0	0-2-2	1	0	1	0	1	10
Colgate		14	4-6	1-3	0-0	1-1-2	0	0	0	1	1	9
New Mexico		13	1-4	0-2	0-0	1-1-2	1	0	1	0	0	2
Richmond		7	0-5	0-2	0-0	1-1-2	1	0	1	0	0	0
Furman		9	1-5	0-2	0-0	1-3-4	0	1	1	1	1	2
Saint Louis		14	2-3	0-1	0-2	2-2-4	0	1	0	1	2	4
NC State		7	0-0	0-0	0-0	0-1-1	3	0	1	0	0	0
Lehigh		16	2-5	0-3	0-0	0-0-0	2	0	3	0	0	4
Lipscomb		16	2-3	1-2	0-2	0-1-1	1	0	0	1	1	5
Miss. St.		7	0-0	0-0	0-0	0-0-0	2	0	0	0	0	0
Vanderbilt		9	1-3	0-2	0-0	1-3-4	1	1	1	0	0	2
Georgia		10	0-1	0-1	0-0	0-0-0	1	1	0	0	0	0
Alabama		10	0-2	0-1	0-2	1-3-4	2	0	2	0	1	0
Florida		7	1-3	0-1	0-0	0-0-0	1	0	1	0	1	2
S. Carolina		22	10-14	6-9	0-2	1-4-5	1	0	0	0	0	26
Iowa State		14	0-2	0-2	0-0	0-3-3	2	0	2	0	1	0
Ole Miss												
Kentucky												
Arkansas												
LSU												
Alabama												
Missouri												
Georgia												
Tennessee												
Ole Miss												
Kentucky												
Texas A&M												
Tennessee												

CAMBRIDGE'S MISCELLANEOUS STATS

	2019-20	Career
Games with 10+ Pts	2	2
Games with 20+ Pts	1	1
Games 5+ 3s	1	1
Games with 5+ Reb	1	1
Games with 10+ Reb	0	0
Games with 5+ Ast	0	0
Games with 10+ Ast	0	0
Games with 5+ Blk	0	0
Games with 5+ Stl	0	0
Double-Doubles	0	0

CAMBRIDGE'S CAREER STATISTICS

Year	GP-GS	Min-Avg	FG-FGA	Pct	3FG-A	Pct	FT-FTA	Pct	Off-Def-Tot--Avg	PF-FO	Ast	TO	Blk	Stl	Pts	Avg
2019-20	19-0	212-11.2	31-68	.456	13-39	.333	3-13	.231	10-28-38--2.0	26-0	4	14	5	9	78	4.1
TOTAL	19-0	212-11.2	31-68	.456	13-39	.333	3-13	.231	10-28-38--2.0	26-0	4	14	5	9	78	4.1

50


AUSTIN WILEY

6-11 • 260

Sr. • C

Hoover, Ala.

(Calusa Prep)



2019-20 (Senior): Rejoined starting lineup and has started all 19 games ... second the SEC and is 55th in the nation with 9.2 rebounds per game ... father Aubrey led the SEC in rebounding in 1993-94 ... fourth in the country with a 31.2 defensive rebound rate ... also is 18th in the nation in offensive rebound rate at 15.4 ... fourth in the SEC and 48th nationally with seven double-doubles ... fourth nationally drawing 7.6 fouls per 40 minutes ... fourth in the SEC in free throws attempted (107) and seventh in free throw made (75) ... fifth in the SEC and 58th nationally with 1.74 blocks per game ... has a block in 15 of his last 16 games and nine multi-block games over the last 12 contests ... one of two SEC players to rank top five in both rebounds (8.5) and blocks (2.2) in league play ... named SEC Player of the Week, the first of his career, on Dec. 2 after averaging 16 points and 10.5 rebounds per game en route to being named the MVP at the Legends Classic ... just the fourth center in program history to earn the weekly award, joining Mamadou N'diaye (1999), Aaron Swinson (1994) and Jeff Moore (1987) ... scored in double figures 12 times, third most on the team ... pulled down 8-plus rebounds in 15 of 19 games, which includes a career-high 15 rebounds against Lehigh.

INTERNATIONAL EXPERIENCE: Selected and named the team captain for the 12-member USA Basketball U19 World Cup Team to play in the FIBA World Cup in Cairo, Egypt, July 1-9, 2017 ... only American and one of seven players to average a double-double in the tournament with 10.3 points and 10.9 rebounds in only 19.9 minutes per game as the United States won the bronze medal, finishing 6-1 ... shot 50 percent from the field ... started all seven games ... had three double-doubles and a rebound shy of four double-doubles in seven games.

HIGH SCHOOL AND PERSONAL DATA: Ranked 13th nationally by Scout, 16th by Rivals and 17th by 247Sports ... played on Team USA's gold medal winner at the FIBA Men's U17 World Championship in Zaragoza, Spain in summer of 2016 ... consensus five-star selection ... three-time all-state selection at Spain Park High School in Hoover, Ala. ... averaged 22 points and 12 rebounds as a junior in 2014-15 leading Spain Park to a 24-6 record and the Class 7A state finals under coach Donnie Quinn ... was named the Alabama Sports Writers Association Class 7A Player of the Year as a junior, averaging 27.1 points, 12.1 rebounds and 2.9 blocks ... selected to the ASWA Class 7A All-State first-team and to the AL.com Class 7A Super All-State first-team ... scored his 1,500th point of his high school career during his junior season ... MVP of the Alabama North-South game in August 2016 ... averaged 19 points and 12 rebounds as a sophomore at Spain Park where he was named AL.com Birmingham Player of the Year Award ... selected to the ASWA Class 7A All-State first-team and AL.com Class 7A Super All-State first-team ... averaged 15 points and 10 rebounds as a freshman ... named an honorable mention ASWA Class 6A All-State selection as a freshman ... full name is Austin Jermaine Wiley ... son of former Auburn players, All-American & 1992 USA Olympian Vickie Orr and Aubrey Wiley, who led the SEC in rebounding in 1993-94 ... Vickie helped lead Auburn to two-straight NCAA Championship games in 1988 and 1989 and was inducted into the Alabama Sports Hall of Fame in 2013 ... enrolled in the College of Education ... signed national letter of intent Nov. 9, 2016.

WILEY'S MISCELLANEOUS STATS

	2016-17	2018-19	2019-20	Career
Games with 10+ Pts	8	8	12	28
Games with 20+ Pts	1	0	0	1
Games 5+ 3s	0	0	0	0
Games with 5+ Reb	10	9	18	37
Games with 10+ Reb	1	2	8	11
Games with 5+ Ast	0	0	0	0
Games with 10+ Ast	0	0	0	0
Games with 5+ Blk	0	2	1	3
Games with 5+ Stl	0	0	0	0
Double-Doubles	1	1	7	9

BAM TESTING RESULTS

Vertical Jump	31"
Approach Vertical	35"
3/4 Court Sprint	3.254
Reaction Shuttle	3.036
Lane Agility Drill	11.808

CAREER HIGHS

Points	25 at TCU (1/28/17)
Rebounds	15 vs. Lehigh (12/21/19)
Field Goals	11 at TCU (1/28/17)
Field Goals Att.	13 (2x) last vs. Saint Peter's (11/28/18)
3-Pt. Field Goals	-
3-Pt. Field Goals Att.	1 (3x) last vs. Lipscomb (12/29/19)
Free Throws	11 vs. Alabama (1/21/17)
Free Throws Att.	18 vs. Alabama (1/21/17)
Assists	2 vs. Furman (12/5/19)
Steals	3 vs. NC State (12/19/19)
Blocks	5 (3x) last at Mississippi State (1/4/20)
Minutes	29 vs. Furman (12/5/19)

2019-20 WILEY GAME-BY-GAME

Opp.	Start	Min.	FG-A	3FG-A	FT-A	O-D-T	PF	A	TO	BLK	STL	Pts
GSU	*	20	5-7	0-0	3-5	2-7-9	4	0	5	0	1	12
Davidson	*	20	1-2	0-0	3-6	1-9-10	1	0	1	1	0	5
S. Alabama	*	11	0-1	0-0	2-2	0-1-1	5	1	1	0	0	2
CSUN	*	19	3-4	0-0	4-4	0-9-9	1	0	4	2	0	10
Colgate	*	19	4-7	0-0	5-7	4-6-10	2	0	2	1	0	13
New Mexico*		18	6-8	0-0	2-4	6-7-13	5	0	1	1	0	14
Richmond	*	23	6-7	0-0	6-11	4-4-8	3	0	2	2	0	18
Furman	*	29	4-5	0-0	5-7	3-9-12	1	2	0	2	2	13
Saint Louis	*	23	2-11	0-0	4-8	5-3-8	2	0	3	2	0	8
NC State	*	20	4-4	0-0	2-2	2-6-8	1	1	1	3	3	10
Lehigh	*	20	3-6	0-0	8-8	6-9-15	2	1	1	1	0	14
Lipscomb	*	23	3-7	0-1	4-6	5-6-11	1	2	1	3	0	10
Miss. St.	*	24	4-8	0-0	2-4	1-4-5	2	1	1	5	1	10
Vanderbilt	*	23	2-5	0-0	9-10	3-9-12	2	0	1	3	0	13
Georgia	*	17	3-4	0-0	2-4	2-5-7	2	0	1	1	0	8
Alabama	*	21	2-6	0-0	6-10	7-6-13	4	0	3	2	0	10
Florida	*	27	4-10	0-0	1-2	2-4-6	4	1	2	2	0	9
S. Carolina	*	20	1-4	0-0	4-4	2-6-8	3	0	1	0	0	6
Iowa State	*	23	2-4	0-0	3-3	2-7-9	2	0	0	1	0	7
Ole Miss												
Kentucky												
Arkansas												
LSU												
Alabama												
Missouri												
Georgia												
Tennessee												
Ole Miss												
Kentucky												
Texas A&M												
Tennessee												

WILEY'S CAREER STATISTICS

Year	GP-GS	Min-Avg	FG-FGA	Pct	3FG-A	Pct	FT-FTA	Pct	Off-Def-Tot--Avg	PF-FO	Ast	TO	Blk	Stl	Pts	Avg
2016-17	23-22	415-18.0	73-125	.584	0-0	.000	56-114	.491	52-56-108--4.7	59-1	5	41	31	5	202	8.8
2018-19	29-5	377-13.0	76-134	.567	0-3	.000	48-84	.571	45-72-117--4.0	59-1	2	29	37	6	200	6.9
2019-20	19-19	390-20.5	59-110	.536	0-1	.000	75-107	.701	57-117-174--9.2	47-2	9	31	33	7	193	10.2
TOTAL	71-46	1182-16.6	208-369	.564	0-4	.000	179-305	.587	154-245-399--5.6	165-4	16	101	101	18	595	8.4

SEASON STATS



2019-20 Auburn Men's Basketball
Combined Team Statistics
All games

Game Records

Record	Overall	Home	Away	Neutral
ALL GAMES	17-2	11-0	2-2	4-0
CONFERENCE	4-2	3-0	1-2	0-0
NON-CONFERENCE	13-0	8-0	1-0	4-0

Score by Periods

Team	1st	2nd	OT	TOT
Auburn	705	782	15	1502
Opponents	574	703	12	1289

Team Box Score

No.	Player				Total		3-Point		F-Throw		Rebounds											
		GP-GS	MIN	AVG	FG-FGA	FG%	3FG-FGA	3FG%	FT-FTA	FT%	OFF	DEF	TOT	AVG	PF	DQ	A	TO	BLK	STL	PTS	AVG
10	DOUGHTY, Samir	19-19	600:49	31.6	85-211	.403	32-104	.308	76-100	.760	15	58	73	3.8	43	1	52	48	4	24	278	14.6
23	OKORO, Isaac	19-19	579:08	30.5	90-167	.539	10-40	.250	55-81	.679	35	45	80	4.2	46	0	40	37	18	17	245	12.9
5	MCCORMICK, J'Von	19-19	556:38	29.3	77-196	.393	23-77	.299	32-61	.525	21	51	72	3.8	39	1	91	39	1	17	209	11.0
50	WILEY, Austin	19-19	390:33	20.6	59-110	.536	0-1	.000	75-107	.701	57	117	174	9.2	47	2	9	31	33	7	193	10.2
3	PURIFOY, Danjel	19-18	517:07	27.2	58-149	.389	29-95	.305	32-40	.800	29	66	95	5.0	28	0	27	22	6	15	177	9.3
24	MCLEMORE, Anfernee	19-1	371:13	19.5	50-99	.505	18-53	.340	22-34	.647	20	62	82	4.3	43	1	11	18	31	13	140	7.4
1	JOHNSON, Jamal	19-0	252:17	13.3	28-66	.424	26-56	.464	14-19	.737	9	19	28	1.5	25	0	10	10	2	7	96	5.1
35	CAMBRIDGE, Devan	19-0	213:50	11.3	31-68	.456	13-39	.333	3-13	.231	10	28	38	2.0	26	0	4	14	5	9	78	4.1
22	FLANIGAN, Allen	19-0	243:05	12.8	27-59	.458	4-19	.211	5-18	.278	15	34	49	2.6	31	0	6	15	2	4	63	3.3
2	WILLIAMS, Jaylin	8-0	19:59	2.5	5-8	.625	0-1	.000	3-3	1.000	1	3	4	0.5	4	0	0	0	1	0	13	1.6
14	COOK, Preston	2-0	04:48	2.4	1-2	.500	0-1	.000	0-0	.000	0	1	1	0.5	1	0	0	0	0	0	2	1.0
0	JONES, Tyrell	10-0	36:52	3.7	2-11	.182	0-5	.000	2-5	.400	4	6	10	1.0	6	0	7	4	0	4	6	0.6
13	AKINGBOLA, Babatunde	11-0	22:44	2.1	1-4	.250	0-1	.000	0-0	.000	1	3	4	0.4	7	0	2	3	4	0	2	0.2
12	BERMAN, Lior	2-0	02:42	1.4	0-1	.000	0-0	.000	0-0	.000	0	0	0	0.0	0	0	0	0	0	0	0	0.0
20	PARKER, Myles	3-0	02:42	0.9	0-1	.000	0-0	.000	0-0	.000	0	0	0	0.0	0	0	0	1	0	0	0	0.0
54	COLLIER, Thomas	1-0	01:33	1.6	0-0	.000	0-0	.000	0-0	.000	0	0	0	0.0	0	0	0	0	1	0	0	0.0
21	MACOY, Will	2-0	02:42	1.4	0-0	.000	0-0	.000	0-0	.000	0	0	0	0.0	0	0	0	0	0	0	0	0.0
4	FRANKLIN, Javon	5-0	06:13	1.2	0-0	.000	0-0	.000	0-0	.000	0	1	1	0.2	0	0	1	1	0	0	0	0.0
Team											33	33	66					5				
Total		19	3825		514-1152	.446	155-492	.315	319-481	.663	250	527	777	40.9	346	5	260	248	108	117	1502	79.1
Opponents		19	3825		470-1149	.409	118-387	.305	231-337	.685	209	477	686	36.1	397	10	197	270	53	130	1289	67.8

Team Statistics

	AUB	OPP
Scoring	1502	1289
Points per game	79.1	67.8
Scoring margin	+11.2	-
Field goals-att	514-1152	470-1149
Field goal pct	.446	.409
3 point fg-att	155-492	118-387
3-point FG pct	.315	.305
3-pt FG made per game	8.2	6.2
Free throws-att	319-481	231-337
Free throw pct	.663	.685
F-Throws made per game	16.8	12.2
Rebounds	777	686
Rebounds per game	40.9	36.1
Rebounding margin	+4.8	-
Assists	260	197
Assists per game	13.7	10.4
Turnovers	248	270
Turnovers per game	13.1	14.2
Turnover margin	+1.2	-
Assist/turnover ratio	1.0	0.7
Steals	117	130
Steals per game	6.2	6.8
Blocks	108	53
Blocks per game	5.7	2.8
Winning streak	2	-
Home win streak	11	-
Attendance	95995	43745
Home games-Avg/Game	11-8727	4-10936
Neutral site-Avg/Game	-	4-7599

Team Results

Date	Opponent		Score	Att.
11/05/2019	Ga. Southern	W	83-74	8702
11/08/2019	vs Davidson	W	76-66	4549
11/12/2019	at South Alabama	W	70-69	10068
11/15/2019	CSUN	W	116-70	8389
11/18/2019	Colgate	W	91-62	7522
11/25/2019	vs New Mexico	W	84-59	6812
11/26/2019	vs Richmond	W	79-65	6420
12/05/2019	Furman	Wot	81-78	8226
12/14/2019	vs Saint Louis	W	67-61	12614
12/19/2019	NC State	W	79-73	9121
12/21/2019	Lehigh	W	74-51	9121
12/29/2019	Lipscomb	W	86-59	9121
01/04/2020	at Mississippi St.	W	80-68	8447
01/08/2020	Vanderbilt	W	83-79	9121
01/11/2020	Georgia	W	82-60	9121
01/15/2020	at Alabama	L	64-83	14474
01/18/2020	at Florida	L	47-69	10756
01/22/2020	South Carolina	W	80-67	8430
01/25/2020	Iowa St.	W	80-76	9121

SEASON STATS


**2019-20 Auburn Men's Basketball
Combined Team Statistics
In Conference games**

 Page 1/1
 as of Jan 23, 2020

Game Records

Record	Overall	Home	Away	Neutral
ALL GAMES	4-2	3-0	1-2	0-0
CONFERENCE	4-2	3-0	1-2	0-0
NON-CONFERENCE	0-0	0-0	0-0	0-0

Score by Periods

Team	1st	2nd	OT	TOT
Auburn	195	241	0	436
Opponents	181	245	0	426

Team Box Score

No.	Player	Total			3-Point		F-Throw		Rebounds				Other Stats									
		GP-GS	MIN	AVG	FG-FGA	FG%	3FG-FGA	3FG%	FT-FTA	FT%	OFF	DEF	TOT	AVG	PF	DQ	A	TO	BLK	STL	PTS	AVG
23	OKORO, Isaac	6-6	194:29	32.4	23-51	.451	4-14	.286	22-28	.786	8	16	24	4.0	14	0	17	8	6	7	72	12.0
5	MCCORMICK, J'Von	6-6	169:43	28.3	23-62	.371	4-20	.200	21-31	.677	6	13	19	3.2	15	1	19	13	0	3	71	11.8
10	DOUGHTY, Samir	6-6	188:08	31.4	19-66	.288	6-28	.214	19-26	.731	4	19	23	3.8	18	1	13	14	1	5	63	10.5
50	WILEY, Austin	6-6	127:53	21.3	16-37	.432	0-0	.000	24-34	.706	17	34	51	8.5	17	0	2	9	13	1	56	9.3
3	PURIFOY, Danjel	6-5	161:09	26.9	17-47	.362	7-29	.241	11-12	.917	10	19	29	4.8	9	0	8	5	0	4	52	8.7
24	MCLEMORE, Anfernee	6-1	117:39	19.6	17-34	.500	3-14	.214	6-9	.667	7	20	27	4.5	15	0	0	3	4	1	43	7.2
35	CAMBRIDGE, Devan	6-0	60:39	10.1	12-23	.522	6-14	.429	0-4	.000	3	10	13	2.2	8	0	2	4	0	2	30	5.0
22	FLANIGAN, Allen	6-0	86:55	14.5	9-18	.500	3-9	.333	2-7	.286	3	16	19	3.2	11	0	7	1	3	23	3.8	
1	JOHNSON, Jamal	6-0	77:43	13.0	7-15	.467	7-13	.538	1-2	.500	3	3	6	1.0	10	0	2	4	2	2	22	3.7
2	WILLIAMS, Jaylin	2-0	04:44	2.4	2-2	1.000	0-0	.000	0-0	.000	0	0	0	0.0	2	0	0	0	0	0	4	2.0
4	FRANKLIN, Javon	1-0	01:07	1.1	0-0	.000	0-0	.000	0-0	.000	0	1	1	1.0	0	0	1	0	0	0	0	0.0
13	AKINGBOLA, Babatunde	3-0	04:44	1.6	0-1	.000	0-1	.000	0-0	.000	0	0	0	0.0	2	0	0	2	0	0	0	0.0
0	JONES, Tyrell	2-0	05:02	2.5	0-3	.000	0-2	.000	0-2	.000	0	0	0	0.0	3	0	2	1	0	0	0	0.0
Team											15	6	21					3				
Total		6	1200		145-359	.404	40-144	.278	106-155	.684	76	157	233	38.8	124	2	66	73	27	28	436	72.7
Opponents		6	1200		148-341	.434	38-108	.352	92-136	.676	58	167	225	37.5	128	2	62	79	29	35	426	71.0

Team Statistics

	AUB	OPP
Scoring	436	426
Points per game	72.7	71.0
Scoring margin	+1.7	-
Field goals-att	145-359	148-341
Field goal pct	.404	.434
3 point fg-att	40-144	38-108
3-point FG pct	.278	.352
3-pt FG made per game	6.7	6.3
Free throws-att	106-155	92-136
Free throw pct	.684	.676
F-Throws made per game	17.7	15.3
Rebounds	233	225
Rebounds per game	38.8	37.5
Rebounding margin	+1.3	-
Assists	66	62
Assists per game	11.0	10.3
Turnovers	73	79
Turnovers per game	12.2	13.2
Turnover margin	+1.0	-
Assist/turnover ratio	0.9	0.8
Steals	28	35
Steals per game	4.7	5.8
Blocks	27	29
Blocks per game	4.5	4.8
Winning streak	1	-
Home win streak	3	-
Attendance	26672	33677
Home games-Avg/Game	3-8891	3-11226
Neutral site-Avg/Game	-	0-0

Team Results

Date	Opponent		Score	Att.
01/04/2020	at Mississippi St.	W	80-68	8447
01/08/2020	Vanderbilt	W	83-79	9121
01/11/2020	Georgia	W	82-60	9121
01/15/2020	at Alabama	L	64-83	14474
01/18/2020	at Florida	L	47-69	10756
01/22/2020	South Carolina	W	80-67	8430