

# IOWA STATE CYCLONES

## 2019-20 @CYCLONEMBB NOTES



**IOWA STATE (9-9, 2-4 BIG 12)  
VS. NO. 16 AUBURN (16-2, 4-2 SEC)**  
SATURDAY, JAN. 25 | 11 A.M. CST  
AUBURN, ALA. | AUBURN ARENA (9,121)



**Radio:** Cyclone Radio Network/TuneIn Radio  
**CRN Talent:** John Walters (pxp); Eric Heft (analyst)  
**TV:** ESPNU  
**Talent:** Rich Hollenberg (pxp); Dan Dakich (analyst)  
**Live Video:** WatchESPN **Live Stats:** cyclonestats.com

### 2019-20 SCHEDULE/RESULTS

9-9, 2-4 Big 12 (home: 8-3, away: 0-4, neutral: 1-2)

#### NOVEMBER

5	Mississippi Valley State (Ctv)	W, 110-74
9	at Oregon State (P12)	L, 80-74
12	Northern Illinois (Ctv)	W, 70-52
19	+Southern Miss (Ctv)	W, 73-45
27	Svs. Michigan (ESPN)	L, 83-76
28	Svs. Alabama (ESPN2)	W, 104-89
29	Svs. No. 13 Seton Hall (ESPNU)	L, 84-76

#### DECEMBER

4	Kansas City (Ctv)	W, 79-61
8	&No. 16 Seton Hall (ESPN2)	W, 76-66
12	%Iowa (ESPN2)	L, 84-68
22	Purdue Fort Wayne (Ctv)	W, 89-59
31	Florida A&M (Ctv)	L, 70-68

#### JANUARY

4	*at TCU (ESPN)	L, 81-79 (OT)
8	*No. 3 Kansas (Big 12 Now/ESPN+)	L, 79-53
11	*Oklahoma (ESPN2)	W, 81-68
15	*at No. 2 Baylor (Big 12 Now/ESPN+)	L, 68-55
18	*at No. 23 Texas Tech (ESPN)	L, 72-52
21	*Oklahoma State (Big 12 Now/ESPN+)	W, 89-82
25	^at No. 16 Auburn (ESPN)	11 a.m.
29	*No. 1 Baylor (ESPN2/U)	8 p.m.

#### FEBRUARY

1	*at Texas (LHN)	1 p.m.
5	*at West Virginia (ESPN2/U)	6 p.m.
8	*Kansas State (ESPN2)	7 p.m.
12	*at Oklahoma (ESPN2/U)	8 p.m.
15	*Texas (ESPN/2)	1 p.m.
17	*at Kansas (ESPN)	8 p.m.
22	*Texas Tech (ESPN2/U)	5 p.m.
25	*TCU (ESPN)	6 p.m.
29	*at Oklahoma State (ESPN2/U)	3 p.m.

#### MARCH

3	*West Virginia (ESPN2/U)	8 p.m.
7	*at Kansas State (Big 12 Now/ESPN+)	3 p.m.

11-14 #Phillips 66 Big 12 Championships

Home games in bold

\*Big 12 Conference game + Battle 4 Atlantis Campus Game, Ames, Iowa

§Battle 4 Atlantis, Paradise Island, Bahamas

§ Big East/Big 12 Battle %Iowa Corn Cy-Hawk Series

^SEC/Big 12 Challenge #Phillips 66 Big 12 Championship, Kansas City, Mo.

### IOWA STATE QUICK FACTS

<b>Location</b>	Ames, Iowa
<b>Enrollment</b>	33,391
<b>Nickname/Mascot</b>	Cyclones/Cy
<b>Colors</b>	Cardinal & Gold
<b>Arena</b>	Hilton Coliseum (14,384)
<b>President</b>	Wendy Wintersteen
<b>Director of Athletics</b>	Jamie Pollard
<b>Website</b>	cyclones.com
<b>Facebook</b>	Iowa State Men's Basketball
<b>Twitter/Instagram/Snapchat</b>	@CycloneMBB
<b>All-Time Record</b>	1385-1331 (.510)

### PRONUNCIATION GUIDE

<b>Steve Prohm</b>	rhymes with Rome
<b>Daniyal Robinson</b>	dan-YELL
<b>Rasir Bolton</b>	RAHJ-sheer BOWL-ton
<b>Carter Boothe</b>	rhymes with tooth
<b>Zion Griffin</b>	ZY-on
<b>Javan Johnson</b>	JAY-ven
<b>Nate Schuster</b>	SHOE-ster
<b>Eric Steyer</b>	STY-er

\*\*Audio pronunciations are available on the MBB roster on Cyclones.com.

### GAME 19 - AUBURN

• Through the end of January, Iowa State is playing five of its final six games against nationally-ranked foes, including a pair against a team currently ranked inside the top-5 (Baylor 2x)...the Cyclones take to the road to face No. 16 Auburn this weekend in the Big 12/SEC Challenge... ISU is 3-8 all-time against teams ranked No. 16, with a win earlier this season over then 16th-ranked Seton Hall.

### #CYCLONENOTES

• Iowa State got its offense rolling Tuesday night and hit 11 three-pointers to defeat Oklahoma State and improve to 9-9 this season...it was ISU's best offensive performance since before the holiday break, scoring 89 points and shooting 51 percent from the field.

• **Steve Prohm** is in his fifth season at Iowa State and ninth overall as a head coach with a career mark of 196-91, ranking him among the nation's top-35 coaches (five years of experience) in career winning percentage...he is 92-62 at Iowa State, leading the Cyclones to the postseason three times...he has coached his teams to 20 wins in seven of eight seasons as a head coach and won two Big 12 Tournaments.

• Prohm owns five road wins against the AP Top-25 in his Cyclone tenure, the most by any coach in school history...last year, ISU won three road games against top-25 teams on the road, including at Mississippi in the same challenge...since 2015-16, ISU is one of 10 teams nationally with five road wins against ranked teams (complete list on page 4).

• **Tyrese Haliburton**, who has been named to the Wooden Award and Lute Olson Award midseason watch lists, is undoubtedly one of the nation's best players...he does it all and he's got the stats to prove it...the sophomore is fourth in the Big 12 in scoring average (15.9), first in assists (7.4) and steals (2.5)...he does it at a high level too, ranking second in assist-to-turnover ratio (2.7) and FG percentage (50.0)...he is also shooting 41.1 percent on 3-point field goals.

• Haliburton has connected on a 3-pointer in a career-best 14 consecutive games heading into the Auburn showdown on Saturday...he is a career 42.3 percent three-point shooter, ranking fifth in school history...Haliburton is also just two assists shy of ISU's top-20 all-time, entering the game with 250 career dimes...he is 11 steals from ISU's career top-20, with 96 going into this weekend's game...he has had three steals in five of the last seven games...will be the 18th player in school history to post 250 assists and 100 steals.

• **Rasir Bolton** is Iowa State's leading scorer in Big 12 play, averaging 14.8 points...after a slow start to his sophomore season (2-20 3FG first five games), he's improved to shooting 40.7 percent behind the arc since...in conference action, Bolton is fifth in the league averaging 14.8 points, while ranking third shooting 42.9 percent on threes...in his last five games, Bolton has hit 44 percent of his threes (11-25)...he's got a 1.20 assist-to-turnover ratio after having more turnovers than assists as a freshman...Bolton has 53 assists, six more than his total last season.

• **Solomon Young** is coming off the best game of his career, scoring 27 points against Oklahoma State as he dominated the paint...Young hit 7-of-8 field goal attempts and 13-of-15 from the charity stripe...he also grabbed a season-high nine rebounds, including four on the offensive glass, against the Cowboys...it was the best bench scoring performance in the Big 12 Conference this season and tied for the fourth-best scoring performance off the bench in school history...it was his first double-digit scoring performance against a Big 12 foe since Feb. 13, 2018.

For more notes and information, follow us on twitter: @CycloneMBB

### 2019-20 IOWA STATE CYCLONES

#### Possible Starters

No-Name	Pos.	Ht.	Wt.	Yr.	Hometown (Last School)	Pts.	Reb.	Asst.
22-Tyrese Haliburton	G	6-5	175	So.	Oshkosh, Wis. (North)	15.9	5.9	7.4
<i>Preseason All-Big 12; won Gold Medal at FIBA U19 World Cup last summer; only player nationally w/15 ppg, 5.0 rpg, 7.0 apg, 2.0 spg.</i>								
11-Prentiss Nixon	G	6-2	188	Sr.#	Bolingbrook, Ill. (Colorado State)	8.6	3.1	2.2
<i>Redshirted last season after transferring; scored more than 1,000 career points in three seasons at Colorado State; 20 charges taken.</i>								
45-Rasir Bolton	G	6-3	183	So.	Petersburg, Va. (Penn State)	14.7	3.7	2.9
<i>Double figures in 12 of 18 Cyclone appearances; leads ISU shooting 83.5 percent at the line; shooting 43 percent behind arc in Jan.</i>								
12-Michael Jacobson	F	6-9	240	Sr.#	Waukee, Iowa (Nebraska)	7.6	5.6	0.7
<i>Academic All-American &amp; Big 12 Scholar-Athlete of the Year; 109 career starts in college basketball; 10 pts at Texas Tech.</i>								
4-George Conditt IV	F	6-10	223	So.	Chicago, Ill. (Corliss)	8.9	5.1	2.2&
<i>Made first career start against Oklahoma; has blocked a shot in 18 of last 20 games; Fourth in Big 12 with 2.2 blocks per game.</i>								

#### Reserves

0-Zion Griffin	F	6-6	217	So.	Darien, Ill. (Hinsdale South)	3.5	2.1	0.3*
2-Caleb Grill	G	6-3	192	Fr.	Maize, Kan. (Maize)	2.1	1.5	0.5*
3-Tre Jackson	G	6-1	176	Fr.	Columbia, S.C. (Blythewood)	3.7	1.7	1.4
24-Terrence Lewis	G	6-6	205	Jr.	Milwaukee, Wis. (Riverside)	4.8	1.7	0.5
33-Solomon Young	F	6-8	242	Jr.#	Sacramento, Calif. (Sacramento)	8.9	3.6	0.7&
25-Eric Steyer	G	6-5	170	So.#	Ames, Iowa (Ames)	0.5	0.0	0.0
23-Nate Schuster	G	6-4	187	So.	Menomonee Falls, Wis. (Menomonee Falls)	0.7	0.0	0.2*
15-Carter Boothe	G	6-1	199	So.	Leon, Iowa (Central Decatur)	0.3	0.2	0.2
34-Nate Jenkins	G	6-2	199	Fr.	Delafield, Wis. (Kettle Moraine)	0.0	0.2	0.0
13-Javan Johnson	F	6-6	195	Jr.+	Decatur, Ala. (Troy)			Redshirting

**HC:** Steve Prohm (Alabama, 1997) **Record at ISU:** 92-62/5 **Overall:** 196-91/9

**Assts.:** James Kane (Florida, 2005), Daniyal Robinson (Ark.-Little Rock, 1999), William Small (Belhaven, 1993), Micah Byars (West Florida, 2006), David Hobbs (VCU, 1972) #Has Redshirted + Redshirting This Season & Blocks \*Steals

# STEVE PROHM

Head Coach • 5th Season • @CoachProhm



**Born:** July 12, 1974 (45 years old)  
**Hometown:** Vienna, Va.  
**High School:** Northwest Whitfield (Tunnel Hill, Ga.)  
**College:** Alabama, '97  
**Year in coaching:** 22nd  
**Wife:** Katie  
**Children:** Sons: Cass, Jackson; Daughter: Frances

## PROHM COACHING EXPERIENCE

1998-99	Assistant Coach	Centenary
1999-05	Assistant Coach	SE Louisiana
2005-06	Assistant Coach	Tulane
2006-11	Assistant Coach	Murray State
2011-15	Head Coach	Murray State
2015-pres.	Head Coach	Iowa State

## PROHM NOTES

- Named 20th head coach in Iowa State history on June 8th, 2015.
- 2012 Basketball Times National Coach of the Year.
- Two-time Ohio Valley Conference Coach of the Year (2012, 2015).
- Coached three conference player of the year winners in eight years as head coach.
- ISU player Georges Niang was a consensus All-American and Karl Malone Award winner under his guidance.
- Led ISU to second-ever win against No. 1 foe when they beat Oklahoma in 2015-16...seven wins against top-10 foes is the third-most in school history.
- 2017 Skip Prosser Man of the Year Finalist
- Nine of his former players have reached the NBA.

## NBA DRAFT PICKS UNDER PROHM

2019	Talen Horton-Tucker, 46th to Orlando (Traded to Lakers)
	Marial Shayok, 54th to Philadelphia
2017	Monté Morris, 51st to Denver
2016	Georges Niang, 50th to Indiana
	Abdel Nader, 52nd to Boston
2015	Cameron Payne (Murray), 14th to Oklahoma City
2013	Isaiah Canaan (Murray), 34th to Houston

## MILESTONE WINS

Win	Date	Opponent	Score
1	11-11-11	Harris-Stowe	76-49
50	2-20-13	Morehead State	106-100
100	2-26-15	Eastern Illinois	65-57
105	11-13-15	Colorado (1st win at ISU)	68-62
150	3-11-17	West Virginia	80-74

## IOWA STATE QUICK HITTERS

- Iowa State has sold out 46 games at Hilton Coliseum the last four seasons...ISU is 55-19 at Hilton Coliseum under Prohm.
- ISU has been to seven NCAA Tournaments in the last eight seasons...the Cyclones have made two Sweet 16 appearances in the last six seasons.
- ISU has won three regular season tournaments in the last six seasons...the Cyclones have also won four of the last six Big 12 Tournament titles.
- Wins By Big 12 Teams Since 2012-13: Kansas 219, Baylor 177, Iowa State 168, West Virginia 165, Kansas State 158.
- ISU has won 20+ games in seven of the last eight seasons...Prohm has won at least 20 games in seven of eight seasons as a head coach.
- The Cyclones have won at least 10 league games in six of the last eight seasons.
- Prohm has coached ISU to seven wins against the top-10, tied for second most in school history.
- Prohm, with 92 wins, needs just nine wins to match Larry Eustachy for fifth on ISU's career wins list.
- The Cyclones have won 73 of their last 93 games at home, including 36 of 51 league games.
- ISU is 78-11 when leading at the half under Prohm.
- Iowa State played a pair of closed scrimmages in place of exhibition games...ISU faced Minnesota (Oct. 19) and Wisconsin (Oct. 26).
- Iowa State is 9-0 when outshooting its opponents this season and 0-9 when shooting worse than its opponent.
- The Cyclones have committed more turnovers than just three teams this season (Florida A&M, Texas Tech and Oklahoma State).
- Bolton leads Iowa State with 79 free-throw attempts while shooting 83.5 percent at the line.
- Iowa State is second among Big 12 teams averaging 76.2 points per game...ISU has averaged 80 points per game twice in four seasons under Prohm and three times overall in the last decade.
- The Cyclones are shooting 54.0 percent on 2-point field goals, led by George Conditt shooting 64.3 percent and Haliburton making 59.8 percent of his 2-point field goals...among Big 12 schools, only Kansas shoots better inside the arc.
- Haliburton has led or tied for the team lead in assists in every game he's played this season...he has led the Cyclones in scoring, rebounding, assists, steals and blocks at least once this season...he's one of just two players from the nation's top-6 conferences to lead his team in all four categories (Mason Jones, Arkansas).
- Haliburton has surpassed 200 career assists and enters Saturday's game with 250 career dimes...he's two assists from ISU's career top-20... he is tied for the third-most games (11) nationally with three or more steals this season.
- ISU is third in the Big 12 shooting 72.3 percent at the free-throw line...the Cyclones have shot above 70 percent at the line in each of the last four seasons, joining Texas Tech as the only two Big 12 schools to do so.
- The Cyclones are 6-2 when outrebounding their opponents...the Cyclones are 5-0 when winning the turnover and rebounding battle...ISU has outrebounded three of its last four opponents after outrebounding just five of their first 14 opponents.
- Haliburton has hit a three-pointer in 14 consecutive games, the longest streak of his career.
- Haliburton is trying to join Fred Hoiberg (1993-94 season) as the only Cyclones to average 16 points while shooting better than 50 percent from the field and 40 percent behind the arc.
- Iowa State averages 85.7 points in wins and just 66.8 points in losses this season...the Cyclones shoot 34.6 percent behind the arc in victories and just 28.3 percent in losses.

## LAST TIME OUT - CYCLONE TRIO LEADS WAY IN BIG 12 WIN

- Solomon Young had a career-high 27 points, making 7-of-8 field goals and 13-of-15 free throws, and also finished with nine rebounds and a pair of blocks to lead the Cyclones along with Bolton (21) and Haliburton (20)...ISU won 89-82, scoring 52 second-half points.
- Haliburton (6-9) and Bolton (4-6) combined to go 10-for-15 behind the arc...Tre Jackson hit ISU's only other three-pointer as the Cyclones went 11-for-24 behind the arc in the game.
- ISU had three players score 20 or more points in the same game for the first time since Feb. 4, 2017, a road win at Kansas.
- The Cyclones have won 13 of the last 15 in the series against Oklahoma State.
- ISU improved to 9-0 when outshooting its opponent, 5-0 when shooting 50 percent or better from the field and 5-2 when scoring 80 points or more.
- ISU owned a 39-30 edge on the glass, outrebounding its opponent for the third time in the last four games...ISU was 28-for-33 at the line against the Cowboys, a season-high for made free throws.

## IOWA STATE-AUBURN SERIES NOTES

- Iowa State and Auburn will meet for the fourth time in series history...the Cyclones own a 2-1 edge against the Tigers, with the last meeting coming in December of 2013 as the first season of the Big 12/SEC Challenge...the Cyclones won that game at Hilton Coliseum, 99-70.
- ISU and Auburn also met in the second round of the 2000 NCAA Tournament at Metrodome in Minneapolis...ISU won that meeting, 79-60, behind 22 points from Marcus Fizer and 21 points from Stevie Johnson...Auburn led by one at the half of the game, but the Cyclones outscored them 47-27 in the second half to advance to the Sweet 16.
- Steve Prohm is 1-1 all-time against Auburn, with both meetings coming when he was coaching at Murray State...he has never coached against a Bruce Pearl.
- ISU is 111-178 against teams currently in the SEC...the Cyclones defeated Alabama, 104-89, earlier this season at the Battle 4 Atlantis.

## PROHM YEAR-BY-YEAR BREAKDOWN

Year	School	Record	Conf.	Postseason	Non-Con	Home	Road	Neutral	vs. Top-25
2011-12	Murray State	31-2	15-1	NCAA 2nd Round	16-1	13-1	13-0	5-1	2-1
2012-13	Murray State	21-10	10-6	None	11-4	10-4	8-4	3-2	0-0
2013-14	Murray State	23-11	13-3	CIT Champs	10-8	17-1	6-9	0-1	0-0
2014-15	Murray State	29-6	16-0	NIT Quarters	13-6	15-1	12-2	2-3	0-0
2015-16	Iowa State	23-12	10-8	NCAA Sweet 16	13-4	14-2	4-7	5-3	4-8
2016-17	Iowa State	24-11	12-6	NCAA 2nd Round	12-5	12-3	5-6	7-2	3-6
2017-18	Iowa State	13-18	4-14	None	9-3	9-7	0-10	4-1	3-6
2018-19	Iowa State	23-12	9-9	NCAA 1st Round	11-3	12-4	5-6	6-2	6-3
2019-20	Iowa State	9-9	2-4		7-5	8-3	0-4	1-2	1-4
<b>Overall</b>		<b>196-91 (.683)</b>	<b>91-51 (.641)</b>	<b>3 NCAA Tourneys</b>	<b>102-39</b>	<b>110-26</b>	<b>53-48</b>	<b>33-17</b>	<b>19-28</b>
<b>At ISU</b>		<b>92-62 (.597)</b>	<b>37-41 (.474)</b>	<b>2 NCAA Tourneys</b>	<b>52-20</b>	<b>55-19</b>	<b>14-33</b>	<b>23-10</b>	<b>17-27</b>

**IOWA STATE ALL-TIME IN CHALLENGES**

- Iowa State is 6-5 all-time in challenges, including 3-3 in the Big 12/SEC Challenge...last season, ISU went on the road and defeated Ole Miss, 87-73, in a top-25 showdown.
- This marks the fourth time in five seasons under Steve Prohm that Iowa State has played the Big 12/SEC Challenge on the road...the Cyclones are 1-3 in the challenge under his direction...in three of the previous four seasons, ISU has faced a ranked foe in the challenge.
- ISU's all-time challenge records: Big 12/BIG EAST Battle - 1-0 (1-0 vs. Seton Hall); Big 12/Pac 12 Challenge - 2-2 (2-0 vs. Oregon State; 0-2 vs. Cal); Big 12/SEC Challenge - 3-3 (1-0 vs. Auburn, Arkansas & Ole Miss; 0-1 vs. Texas A&M, Vanderbilt and Tennessee).

**ON DECK: NO. 1 BAYLOR VISITS HILTON COLISEUM**

- Iowa State hosts No. 1 Baylor at Hilton Coliseum on Wednesday...if Baylor remains No. 1, it will be ISU's first time hosting a No. 1 team since beating top-ranked Oklahoma on Jan. 18, 2016.

**PROHM'S FIFTH SEASON**

- Steve Prohm is in his fifth season at the helm of the Cyclone men's basketball program...he ranks sixth on ISU's all-time wins list with 92 victories, averaging more than 20 wins per season at ISU.
- He won his 50th game at Hilton Coliseum with ISU's victory over Southern Miss, matching Tim Floyd for fourth most victories at the Cyclones' home arena...Prohm is now alone in fourth with 55 wins.
- He joins Tim Floyd, Larry Eustachy and Fred Hoiberg as the only coaches in school history that have averaged at least 20 wins per season.
- Prohm is the seventh coach to lead Iowa State to the NCAA Tournament and the fifth to have multiple appearances, joining Johnny Orr, Floyd and Hoiberg as the only coaches to lead three Cyclones teams to the NCAA Tournament.
- Prohm is the sixth coach in Big 12 history to win multiple Big 12 Tournament titles, joining: Hoiberg, Bill Self (KU), Roy Williams (KU), Kelvin Sampson (OU) and Eddie Sutton (OSU)...with a .750 winning percentage (6-2) at the tournament, he ranks fourth in league history.
- He has had three players earn All-America honors in his four seasons and his players have earned 16 All-Big 12 honors, the most in the conference in that time.
- Prohm has had a finalist for the Bob Cousy Award, the Karl Malone Award and the Julius Erving Award...Georges Niang won the Karl Malone Award in 2016.
- Entering the season, Prohm ranked 16th nationally among coaches with at least five years of experience with a .695 winning percentage.

**PROTECT THE ROCK**

- Iowa State has notoriously taken care of the basketball under the direction of Prohm and this season has been no different.
- The Cyclones rank 22nd nationally in assist-to-turnover ratio and 28th in turnover margin.
- In the Big 12, ISU is second in turnover margin and at the top of the league for assist-to-turnover ratio, while ranking third in turnovers per game.
- The Cyclones have committed more turnovers than their opponent in just three games (Florida A&M, at Texas Tech, Oklahoma State)...Haliburton was hurt and did not play against FAMU.
- In five of the the last six seasons, an ISU player has ranked inside the nation's top-five for assist-to-turnover ratio at season's end.

**HALIBURTON LEADING THE WAY**

- Sophomore guard Tyrese Haliburton began his second season in Ames with a little more fanfare than he did as a freshman...Haliburton was an under-the-radar guard at this time a season ago...he came off the bench in the first game of his career and went on to start every game the rest of the way.
- Haliburton was named to the Preseason All-Big 12 team, as well as earning a spot on the Naismith Trophy, Wooden Award and Lute Olson Award watch lists.

- The Oshkosh, Wisconsin native's stat line isn't what made him one of the nation's top guards, it is the way he plays the game...Haliburton averaged 6.8 points, 3.6 assists, 3.4 rebounds and 1.6 steals...he was second nationally with a 4.46 assist-to-turnover ratio.
- Haliburton was just the fourth Division I freshman since 1992-93 to have 125 assists, 50 steals and 30 blocks...he and Zion Williamson were the only true freshmen with 50 steals and 30 blocks last season.
- Haliburton played for USA Basketball this summer on the U19 World Cup team that won the Gold medal in Greece...he averaged 7.9 points and a tournament-best 6.9 assists and was named to the tournament's All-Star Five...he played for Kansas State coach Bruce Weber alongside Oklahoma State guard Isaac Likekele.
- Haliburton's season-opening game was a rare feat...he joined Stoney Brook's D.J. Munir (2002) as the only Division I players since 1996-97 season to post a game with at least 12 points, 14 assists, 7 rebounds and 6 steals, per Stats, Inc.
- Accounted for 58 percent of ISU's points against Oregon State...this season, he's accounted for 42 percent of ISU's scoring in games in which he has played.
- His triple-double (22 pts, 12 rbs, 10 assts) game at TCU was the sixth in school history (second on road), 17th in Big 12 history (eighth in a conference game) and 15th this season (fourth by a major conference player).
- Since the start of his freshman season, only no players have posted a better assist-to-turnover ratio.
- He's one of the most complete players in all of college basketball.

**Haliburton Big 12 Ranks**

- Scoring - 4th - 15.9
- Rebounding - 13th - 5.9
- FG Percentage - 2nd - 50.0
- Assists - 1st - 7.4
- Steals - 1st - 2.5
- 3FG Percentage - 4th - 41.1
- 3FG Made - 4th - 2.6
- A/TO Ratio - 2nd - 2.7
- Minutes Played - 1st - 36.6

**Active Big 12 Players With 250+ Assists**

1. Matt Coleman (Texas), 343
2. Desmond Bane (TCU), 271
3. Haliburton (ISU), 250

- He's one of just 11 sophomores nationally with 250 career dimes.

**True Sophomores Nationally With 250 Assists-90 Steals**

Haliburton, Tre Jones (Duke), Ashton Hagans (Kentucky).

**Big 12 Points-Assists-Rebounds Per Game Leaders**

1. Tyrese Haliburton - 29.2
2. Desmond Bane (TCU) - 27.3
3. Kristian Doolittle (OU) - 26.5
4. Devon Dotson (KU) - 26.4



**BIG 12 ROUNDUP- 2019-20**

	Big 12	Overall
Baylor	6-0	16-1
Kansas	5-1	15-3
West Virginia	4-2	15-3
TCU	4-2	13-5
Oklahoma	3-3	12-6
Texas Tech	3-3	12-6
Texas	2-4	12-6
<b>Iowa State</b>	<b>2-4</b>	<b>9-9</b>
Kansas State	1-5	8-10
Oklahoma State	0-6	9-9

\*as of 1/22/19

**ISU AGAINST BIG 12 FOES**

Opponent	Series Record	Since 15-16	Streak
Baylor	ISU leads, 20-19	3-7	L1
Kansas	KU leads, 183-66	4-6	L1
Kansas State	KSU leads, 140-89	6-3	W2
Oklahoma	OU leads, 116-91	7-3	W3
Oklahoma State	ISU leads, 66-65	8-2	W3
Texas	UT leads, 23-17	3-6	L1
TCU	Series Tied, 11-11	4-6	L5
Texas Tech	ISU leads, 20-16	5-4	L2
West Virginia	ISU leads, 8-7	3-6	L1

**NCAA RANKINGS (TOP-25)**

NET	72
BPI	67
KenPom	66

Players	Category	Stats (Ranking)
Haliburton	Assists Per Game	7.4 (6th)
	A/TO Ratio	2.72 (19th)
	Steals Per Game	2.5 (12th)

Team	Category	Stats (Ranking)
	A/TO Ratio	1.31 (22nd)
	Assists Per Game	16.3 (23rd)

**CONDITT SHUTTING IT DOWN AT THE RIM**

- Freshman George Conditt IV has become a force at the rim for the Cyclones...on both sides of the court...he made his first career start against Oklahoma on Jan. 11.
- The Puerto Rican national team member Conditt is shooting 62.4 percent from the field, including 64.3 percent on 2-point field goals...defensively, he's among the nation's top-35 blocking 2.2 shots per game.
- Against Baylor, Conditt saw his streak of 17 consecutive games with a blocked shot come to an end...it was the third-longest streak in school history:

**Consecutive Games With A Block In School History**

1. Kelvin Cato - 26 games (1996)
2. Jared Homan - 24 games (2002-03)
3. George Conditt IV - 17 games (2019-20)
4. Sam Hill - 16 games (1985)
5. Jared Homan - 14 games (2003-04)
6. Loren Meyer - 13 games (1994-95)

**Sophomores From Major Conferences With 60+ Blocks**  
Conditt, Yor Anei (Ok. State), Kevin Samuel (TCU), Ike Obiagu (Seton Hall), Daniel Oturu (Minn.), Jalen Smith (Maryland)

**JACOBSON BACK FOR SENIOR SEASON**

- Michael Jacobson is back as ISU's leading returning scorer (11.1 ppg) and rebounder (5.9 rpg).
- Jacobson is second among Cyclones averaging 5.6 rebounds per game.
- Jacobson started all 35 games a year ago, one of two Cyclones to do so.
- The Waukee, Iowa native was an Academic All-American and will look to repeat as the Big 12's Scholar-Athlete of the Year... ISU leads all Big 12 schools having won three of the seven scholar-athlete of the year honors.
- Jacobson needs just 130 points to reach 1,000 in his career.

**YOUNG RETURNS FROM INJURY**

- Solomon Young's career has been mired with injuries, missing 40 games due to a myriad of them, but the redshirt junior is back after taking a medical redshirt a season ago after playing in just four games...Young had groin and shoulder surgery.
- The Sacramento, California native is back and healthy and looking to give the Cyclones a physical presence in the post.
- He has reached double figures in seven games after doing so just 10 times his first two-plus seasons.
- Young had the best game of his career against Oklahoma State, scoring a career-high 27 points on 7-of-8 FG shooting and 13-of-15 FT shooting...he also pulled down nine rebounds.

**Top Bench Scoring Performances in School History**

1. 31 - Andrew Parker vs. Mankato State (1979)
2. 29 - Curtis Stinson at Kansas (2005)
3. 28 - Lindell Wigginton vs. West Virginia (2019)
4. 27 - Solomon Young vs. Oklahoma State (2020)
- 27 - Ron Bayless at Colorado (1992)

- His 27 points were the most off the bench by a Big 12 player this season.

**MORE TRANSFER SUCCESS STORIES?**

- Iowa State has a long line of transfer success stories, including current Cyclone Michael Jacobson.
- Since the 2011-12 season, three Cyclone transfers have earned All-America honors (Royce White, DeAndre Kane, Marial Shayok) and a total of 11 transfers have earned All-Big 12 accolades.
- The 2019-20 Cyclones are hoping that Prentiss Nixon (Colorado State) and Rasir Bolton (Penn State) can be the next in that line of success.
- Nixon scored more than 1,000 points for Colorado State before transferring and sitting out last season...Bolton, meanwhile, averaged 11.6 points as a freshman at Penn State last season... he was eligible to play this season after being granted a waiver.

**HILTON MAGIC**

- Hilton Coliseum, which has been home to the Cyclones for has long been considered one of the toughest places to play in college basketball. Built in 1971, ISU has recorded a 75.2 pct. winning mark (564-186).
- ISU has been ranked in the top-30 nationally in attendance the last nine seasons.
- Iowa State has 74 sellouts in the last eight seasons.
- ISU is 117-23 in the last nine seasons at home...ISU is 58-18 against Big 12 foes in that time.

**IOWA STATE VS. RANKED OPPONENTS**

- Iowa State is 110-263 all-time against ranked opponents (ranked at tip)...ISU's 35 wins against ranked opponents since 2013-14 are the sixth-most nationally.
- ISU has defeated 24 of its last 34 ranked opponents in Hilton Coliseum.
- ISU is 7-10 against ranked non-conference foes at Hilton Coliseum. The Cyclones have won six of the last seven meetings: 2019-20: #16 Seton Hall; 2014-15: #18 Arkansas; 2013-14: #23 Iowa; 2013-14: #7 Michigan; 2005-06: #12 Iowa; 2004-05: #19 Virginia...the only loss came to #22 Tennessee in 2017-18.

**At Home:** 71-79

**On Road:** 17-135

**Neutral Site:** 22-49

**WINS VS. TOP-25 SINCE 2013-14**

- |     |                |    |
|-----|----------------|----|
| 1.  | Kansas         | 53 |
| 2.  | Duke           | 45 |
| 3.  | N. Carolina    | 42 |
| 4.  | Michigan State | 36 |
|     | Virginia       | 36 |
| 6.  | Iowa State     | 35 |
| 7.  | Villanova      | 34 |
| 8.  | Kentucky       | 33 |
|     | Baylor         | 33 |
| 10. | Oklahoma       | 30 |
|     | Wisconsin      | 30 |

**TEAMS WITH 5 ROAD WINS VS. TOP-25 SINCE PROHM'S FIRST SEASON AT ISU (2015-16)**

1. 9 Virginia, Duke
2. 8 Kansas
3. 7 Wisconsin
4. 6 Villanova, Baylor
5. 5 Iowa State, Oklahoma, N. Carolina  
Michigan State

**REGULAR SEASON TOURNAMENT SUCCESS**

- Iowa State owns an 14-5 record in regular season tournaments (neutral site games only) dating back to 2013-14. The Cyclones own three tournament titles in that time:

Season	Tournament	Record
2019-20	Bad Boy Mowers Battle 4 Atlantis	1-2 Lost to Michigan; Def. Alabama; Lost to Seton Hall
2018-19	Maui Jim Maui Invitational	2-1 Lost to Arizona; Def. Illinois; Def. San Diego State
2017-18	Puerto Rico Tipoff at Myrtle Beach	3-0 Def. Appalachian State, Tulsa, Boise State
2016-17	AdvoCare Invitational	2-1 Def. Indiana State, Miami (Fla.); lost to Gonzaga
2015-16	Emerald Coast Classic	2-0 Def. Virginia Tech, Illinois
2014-15	CBE Hall of Fame Classic	1-1 Def. Alabama; lost to Maryland
2013-14	Diamond Head Classic	3-0 Def. George Mason, Akron, Boise State

**IOWA STATE TEAM QUICK FACTS**

- Iowa State is playing its 113th season of men's basketball and the fifth under head coach Steve Prohm in 2019-20...the Cyclones have made seven of the last eight NCAA Tournaments.
- Iowa State's 2019-20 roster includes 15 players from eight states...Javan Johnson will not play this season as he redshirts per NCAA rules.
- ISU returned just 30.3 percent of its scoring and 38.1 percent of rebounding from 2018-19.
- Iowa State has just one lefthanded players, Zion Griffin.
- Iowa State was picked to finish seventh by the league's coaches... ISU has finished above where they were picked in six of the last eight seasons.

**CYCLONES SIGN TOP-15 CLASS**

- Iowa State and head coach Steve Prohm signed one of the best classes in school history on Nov. 13, inking four players that gave them the nation's No. 15 class on signing day. The Cyclones addressed three focal points: versatility, size and skill level.

- Xavier Foster (7-0, F, Oskaloosa, Iowa)  
Four-Star Recruit - No. 51 Nationally (ESPN100)
- Dudley Blackwell (6-6, F, Miami, Fla.)  
Four-Star Recruit - No. 91 Nationally (ESPN100)
- Jaden Walker (6-5, G, Lawrenceville, Ga.)  
Four-Star Recruit
- Darlinstone Dubar (6-6, G, Charlotte, N.C.)  
Three-Star Recruit

**PLAYER MISCELLANEOUS**

**STATS**

**CAREER PRODUCTION**

**10-19 Point Games**

Nixon	49
Jacobson	35
Bolton	23
Haliburton	18
Young	16
Lewis	6
Condit IV	2
Jackson	2
Griffin	1

**20-29 Point Games**

Nixon	11
Bolton	9
Haliburton	6
Jacobson	3
Young	1

**30-39 Point Games**

Nixon	2
-------	---

**10+ Rebound Games**

Jacobson	11
Young	4
Haliburton	2
Nixon	1

**5+ Assist Games**

Haliburton	25
Nixon	9
Bolton	6

**10+ Assist Games**

Haliburton	3
------------	---

**Career Starts**

Jacobson	109
Nixon	86
Haliburton	51
Young	51
Bolton	27
Condit IV	4
Lewis	2

**Career Double-Doubles**

Jacobson	6
Haliburton	3
Young	3
Nixon	1

**Career Triple-Doubles**

Haliburton	1
------------	---

**Career Dunks - ISU games only**

Young	31
Condit IV	28
Haliburton	24
Lewis	6
Griffin	5
Jacobson	4
Bolton	3
Grill	1

**GAMES LEADING ISU IN...**

**Scoring**

Bolton	9
Haliburton	8
Jacobson	5
Young	3
Condit IV	1
Nixon	1

**Rebounding**

Jacobson	16
Young	11
Condit IV	7
Haliburton	7
Jackson	7
Bolton	7
Lewis	1

**Assists**

Haliburton	29
Nixon	29
Bolton	5
Jackson	1

**Steals**

Haliburton	29
Young	9
Jacobson	8
Jackson	4
Nixon	4
Lewis	2
Condit IV	2
Bolton	1
Grill	1

**Blocks**

Condit IV	23
Haliburton	14
Young	14
Jacobson	6
Nixon	2
Griffin	1
Bolton	1
Lewis	1

**2019-20 PRODUCTION**

**GAMES LEADING ISU IN...**

**Scoring**

Bolton	9
Haliburton	8
Jacobson	5
Young	5
Condit IV	2
Nixon	1

**Rebounding**

Condit IV	6
Haliburton	5
Jacobson	5
Jackson	2
Young	2
Bolton	1
Lewis	1

**Assists**

Haliburton	17
Nixon	3
Bolton	1
Jackson	1

**Steals**

Haliburton	14
Nixon	4
Jackson	2
Jacobson	2
Bolton	1
Young	1
Grill	1
Young	1

**Blocks**

Condit IV	14
Jacobson	3
Haliburton	3
Nixon	2
Bolton	2
Lewis	1
Young	1

**10-19 Point Games**

Haliburton	8
Bolton	7
Condit IV	7
Nixon	7
Young	6
Jacobson	6
Lewis	3
Jackson	3
Griffin	1

**20-29 Point Games**

Haliburton	6
Bolton	6
Jacobson	1
Young	1

**10+ Rebound Games**

Jacobson	2
Haliburton	2

**5+ Assist Games**

Haliburton	16
Bolton	4
Nixon	2

**10+ Assist Games**

Haliburton	3
------------	---

**Season Double-Doubles**

Haliburton	3
------------	---

**Season Triple-Doubles**

Haliburton	1
------------	---

**Season Dunks**

Condit IV	21
Haliburton	12
Young	6
Bolton	3
Griffin	3
Lewis	2
Jacobson	1
Grill	1

**First Points**

Young	4
Bolton	4
Jacobson	3
Nixon	3
Haliburton	2
Condit IV	1
Lewis	1

**First Sub**

Condit IV	13
Jackson	3
Lewis	3
Griffin	1

**Charges Taken**

Nixon	20
Griffin	4
Young	3
Condit IV	1
Grill	1
Jackson	1

**CYCLONES BY THE NUMBERS**

**3** - Three Cyclone players owned a wing span of at least 7 feet... sophomore George Condit IV has the largest wing span at 7'2.

**7** - Seven Cyclones that played for Steve Prohm have advanced to play in the NBA (Georges Niang, Abdel Nader, Monté Morris, Nazareth Mitrou-Long, Deonte Burton, Matt Thomas, Talen Horton-Tucker).

**9** - In total, nine of Prohm's players have played in the NBA in his seven seasons as a head coach (Isaiah Canaan, Cam Payne, Georges Niang, Abdel Nader, Monté Morris, Naz Mitrou-Long, Deonte Burton, Matt Thomas, Talen Horton-Tucker)...Marial Shayok is expected to make his debut this season.

**9** - Assistant coach William Small has been a member of Steve Prohm's coaching staffs for nine seasons, dating back to his first as a head coach.

**10** - The Cyclones have won at least 10 Big 12 Conference games in six of the last nine seasons.

**16** - 16 different times a Cyclone has earned recognition in the Big 12's postseason awards during Steve Prohm's tenure, the most in the conference during that time.

**20** - Prohm is Iowa State's 20th head men's basketball coach.

**23** - Iowa State has 23 neutral site wins under Steve Prohm, the second-most under any coach in school history.

**23.4** - Prohm averaged 23.4 wins in his first eight seasons as a head coach.

**26** - 26 times Iowa State has had a player named to an All-America team, including seven times in the last eight seasons.

**35** - Iowa State has won 35 games against top-25 teams in the last seven seasons, tied for fifth-most nationally.

**113** - This is the 113th season of Iowa State men's basketball.

**420** - ISU has hit a 3-pointer in 420 consecutive games, a streak dating back to the 2007-08 season.

Cyclones On NBA Rosters	
Deonte Burton	OKC Thunder
Talen Horton-Tucker	LA Lakers
Nazareth Mitrou-Long (Two-Way)	Indiana Pacers
Monté Morris	Denver Nuggets
Abdel Nader	OKC Thunder
Georges Niang	Utah Jazz
Marial Shayok (Two-Way)	Philadelphia 76ers
Matt Thomas	Toronto Raptors

**ISU RECORDS**

**3-POINT PERCENTAGE, CAREER (MIN. 70 MADE)**

1. .443 Scott Christopherson, 2010-12
2. .437 Tyrus McGee, 2012-13
3. .4238 Jake Sullivan, 2001-04
4. .4235 Jamie Vanderbeken, 2009-11
5. **.4227 Tyrese Haliburton, 2019-pres.**
6. .416 Donovan Jackson, 2017-18
7. .414 Mike Born, 1988-89
8. .401 Matt Thomas, 2014-17
9. .400 Fred Hoiberg, 1992-95
10. .400 Lucca Staiger, 2009-10

**ASSISTS PER GAME, SEASON**

1. **7.35 Tyrese Haliburton, 2020**
2. 6.89 Monté Morris, 2016
3. 6.83 Jeff Hornacek, 1984
4. 6.77 Nick Weiler-Babb, 2018
5. 6.63 Jeff Hornacek, 1986
6. 6.59 Jamaal Tinsley, 2000
7. 6.20 Monté Morris, 2017
8. 6.18 Terry Woods, 1990
9. 6.13 Will Blalock, 2006
10. 6.09 Diante Garrett, 2011

**ASSIST-TO-TURNOVER RATIO, CAREER**

1. 4.65 Monté Morris, 2014-17
2. **3.38 Tyrese Haliburton, 2019-pres.**
3. 2.82 Jacy Holloway, 1994-97
4. 2.59 Nick Weiler-Babb, 2017-19
5. 2.37 Jeff Hornacek, 1983-86
6. 1.97 Will Blalock, 2004-06
7. 1.90 Gary Thompkins, 1985-88
8. 1.79 Tim Barnes, 2003
9. 1.773 Mike Born, 1988-89
10. 1.768 Terry Woods, 1987-90

**ASSISTS, CAREER**

1. 768 Monté Morris, 2014-17
2. 665 Jeff Hornacek, 1983-86
3. 611 Diante Garrett, 2008-11
4. 600 Gary Thompkins, 1985-88
5. 592 Jacy Holloway, 1994-97
6. 564 Terry Woods, 1987-90
7. 464 Will Blalock, 2004-06
8. 448 Curtis Stinson, 2004-06
9. 431 Jamaal Tinsley, 2000-01
10. 421 Georges Niang, 2013-16
11. 374 Justus Thigpen, 1990-93
12. 350 Fred Hoiberg, 1992-95
13. 344 Nick Weiler-Babb, 2017-19
14. 308 Julius Michalik, 1992-95
15. 296 Ron Bayless, 1992-93
16. 289 Doug Collins, 1990-91
17. 262 Hercle Ivy, 1974-76
18. 261 Terrence Allen, 1981-84
19. 258 Ron Harris, 1981-84
20. 252 Jeff Grayer, 1985-88
- **250 Tyrese Haliburton, 2019-pres.**

**STEALS, CAREER**

1. 225 Monté Morris, 2014-17
2. 211 Jeff Hornacek, 1983-86
3. 210 Justus Thigpen, 1990-93
4. 207 Fred Hoiberg, 1992-95
5. 200 Curtis Stinson, 2004-06
6. 199 Jeff Grayer, 1985-88
7. 177 Will Blalock, 2004-06
- 177 Jamaal Tinsley, 2000-01
9. 169 Ron Harris, 1981-84
10. 153 Diante Garrett, 2008-11
11. 146 Melvin Ejim, 2011-14
- 146 Terry Woods, 1987-90
13. 143 Rahshon Clark, 2005-08
14. 134 Julius Michalik, 1992-95
15. 133 Terrence Allen, 1981-84
16. 132 Barry Stevens, 1982-85
17. 123 Ron Bayless, 1992-93
18. 116 Jacy Holloway, 1994-97
19. 111 Gary Thompkins, 1985-88
20. 107 Stevie Johnson, 1997-2000
- **96 Tyrese Haliburton, 2019-pres.**

**CONSECUTIVE GAMES WITH A BLOCKED SHOT**

1. 26 Kelvin Cato, 1996
2. 22 Jared Homan, 2002-03
3. 17 George Conditt IV, 2019-20
4. 16 Sam Hill, 1985
5. 14 Jared Homan, 2003-04
6. 13 Loren Meyer, 1994-95

**BLOCKS, SEASON**

1. 118 Kelvin Cato, 1997
2. 73 Jared Homan, 2004
3. 71 Kelvin Cato, 1996
4. 64 Jared Homan, 2005
5. 63 Cameron Lard, 2018
6. 59 Jameel McKay, 2015
7. 58 Jared Homan, 2003
8. 55 Jameel McKay, 2016
9. 51 Victor Alexander, 1991
10. 50 Loren Meyer, 1995
11. 49 Deonte Burton, 2017
12. 48 Jamie Vanderbeken, 2011
- 48 Jackson Vroman, 2003
14. 46 Lafester Rhodes, 1988
15. 42 Sam Hill, 1985
16. **40 George Conditt IV, 2020**
- 40 Jared Homan, 2002
18. 39 Marcus Fizer, 2000
19. 38 Craig Brackins, 2010
20. 37 Jamaal Tinsley, 2000
- 37 Julius Michalik, 1992

**BLOCKS, CAREER**

1. 235 Jared Homan, 2002-05
2. 189 Kelvin Cato, 1996-97
3. 134 Loren Meyer, 1992-95
4. 120 Victor Alexander, 1988-91
5. 115 Sam Hill, 1984-87
6. 114 Jameel McKay, 2015-16
7. 109 Rahshon Clark, 2005-08
8. 99 Craig Brackins, 2008-10
9. 92 Cameron Lard, 2018-19
10. 89 Marcus Fizer, 1998-00
11. 82 Julius Michalik, 1992-95
12. 78 Jamie Vanderbeken, 2009-11
13. 71 Ron Falenschek, 1980-83
14. 70 Jackson Vroman, 2003-04
15. 67 Georges Niang, 2013-16
16. **66 George Conditt IV, 2019-pres.**
- 66 Deonte Burton, 2016-17
18. 62 Elmer Robinson, 1986-89
19. 61 Jeff Grayer, 1985-88
20. 59 Melvin Ejim, 2011-14

**MOST BLOCKS, SOPHOMORE SEASON**

1. 58 Jared Homan, 2003
2. 42 Sam Hill, 1985
3. **40 George Conditt IV, 2020**
4. 33 Justin Hamilton, 2010
5. 32 Royce White, 2012

**+5 BLOCK GAMES, CAREER**

1. 14 Kelvin Cato, 1996-97
2. 9 Jared Homan, 2002-05
3. **3 George Conditt IV, 2019-pres.**
- 3 Jameel McKay, 2015-16
5. 3 Jamie Vanderbeken, 2009-11
- 2 Craig Brackins, 2008-10
- 2 Jackson Vroman, 2003-04
- 2 Loren Meyer, 1992-95
- 2 Victor Alexander, 1988-91

**ISU COACHING RECORDS**

**OVERALL WINS**

1. Johnny Orr (1981-94) 218
2. Louis Menze (1929-47) 166
3. Glen Anderson (1960-71) 142
4. Fred Hoiberg (2011-15) 115
5. Larry Eustachy (1999-2003) 101
6. **Steve Prohm (2016-pres.) 92**
7. Tim Floyd (1995-98) 81
8. Bill Strannigan (1955-59) 69
9. Clayton Sutherland (1948-54) 63
10. Greg McDermott (2007-10) 59

**CONFERENCE WINS**

1. Louis Menze (1929-47) 82
2. Johnny Orr (1981-94) 79
3. Glen Anderson (1960-71) 77
4. Fred Hoiberg (2011-15) 49
5. Larry Eustachy (1999-2003) 42
6. **Steve Prohm (2016-pres.) 37**
7. Bill Chandler (1922-28) 31
8. Bill Strannigan (1955-59) 30
- Tim Floyd (1995-98) 30
10. Clayton Sutherland (1948-54) 23
- Lynn Nance (1977-80) 23

**CAREER WINS VS. AP TOP-25 TEAMS**

1. Johnny Orr (1981-94) 24
2. Fred Hoiberg (2011-15) 23
3. **Steve Prohm (2016-pres.) 17**
4. Larry Eustachy (1999-2003) 12
5. Wayne Morgan (2004-06) 9

**CAREER ROAD WINS VS. AP TOP-25 TEAMS**

1. **Steve Prohm (2016-pres.) 5**
2. Fred Hoiberg (2011-15) 3
3. Glen Anderson (1960-71) 2
- Larry Eustachy (1999-03) 2
- Wayne Morgan (2004-06) 2
6. Bill Strannigan (1955-59) 1
- Johnny Orr (1981-94) 1
- Greg McDermott (2007-10) 1

**CAREER WINS VS. AP TOP-10 TEAMS**

1. Johnny Orr (1981-94) 12
2. **Steve Prohm (2016-pres.) 7**
- Fred Hoiberg (2011-15) 7
4. Tim Floyd (1995-96) 4
5. Larry Eustachy (1999-03) 3
- Bill Strannigan (1955-59) 3

**CAREER WINS AT HILTON COLISEUM**

1. Johnny Orr (1981-94) 154
2. Fred Hoiberg (2011-15) 75
3. Larry Eustachy (1999-2003) 71
4. **Steve Prohm (2016-pres.) 55**
5. Tim Floyd (1995-98) 50
6. Greg McDermott (2007-10) 48
7. Wayne Morgan (2004-06) 38
8. Lynn Nance (1977-80) 32
9. Maury John (1972-74) 29
10. Ken Trickey (1975-76) 9

**CAREER NEUTRAL SITE WINS**

1. Johnny Orr (1981-94) 24
2. **Steve Prohm (2016-pres.) 23**
3. Fred Hoiberg (2011-15) 21
4. Glen Anderson (1960-71) 19
5. Larry Eustachy (1999-2003) 14
- Tim Floyd (1995-98) 14

**IOWA STATE IN THE AP/COACHES TOP-25**

Preseason -	NR/NR	Jan. 13 -	NR/NR
Nov. 11 -	NR/NR	Jan. 20 -	NR/NR
Nov. 18 -	NR/NR	Jan. 27 -	-
Nov. 25 -	NR/NR	Feb. 3 -	-
Dec. 2 -	NR/NR	Feb. 10 -	-
Dec. 9 -	NR/RV	Feb. 17 -	-
Dec. 16 -	NR/NR	Feb. 24 -	-
Dec. 23 -	NR/NR	March 2 -	-
Dec. 30 -	NR/NR	March 9 -	-
Jan. 6 -	NR/NR		

AP/Coaches

**TEAM MISCELLANEOUS STATS**

LARGEST LEAD	39 vs. MVSU
LARGEST MARGIN OF VICTORY	36 vs. MVSU
LARGEST DEFICIT	31 vs. Kansas
LARGEST MARGIN OF DEFEAT	26 vs. Kansas
LARGEST HALFTIME LEAD	26 vs. MVSU
LARGEST HALFTIME DEFICIT	20 vs. Kansas
LARGEST IOWA STATE RUN	17 vs. MVSU
LARGEST OPPONENT RUN	15 by Oregon State
MOST POINTS IN A HALF	56 vs. MVSU
OPP. MOST POINTS IN A HALF	53 by Alabama
MOST POINTS OFF TURNOVERS	35 vs. MVSU
MOST 2ND CHANCE POINTS	22 vs. MVSU
MOST POINTS IN PAINT	62 vs. MVSU

Iowa State 10-0+ Runs	17
Opponent 10-0+ Runs	11

**SHOOTING PERCENTAGE IN A HALF**

<b>High</b>			
<b>ISU</b>	60.6% (20-33)	1st Half vs. Purdue Fort Wayne	
<b>Opp.</b>	62.5% (15-24)	2nd Half vs. Michigan	
<b>Low</b>			
<b>ISU</b>	31.3% (10-32)	1st Half vs. Texas Tech	
<b>Opp.</b>	18.2% (6-33)	2nd Half vs. Northern Illinois	

**BENCH SCORING**

	<b>Points</b>	<b>PPG</b>	<b>Pct. of Scoring</b>
<b>ISU</b>	391	21.7	28.5%
<b>Opp.</b>	295	16.4	22.7%

Season High - 41 vs. Mississippi Valley State

**RECORD WITH STARTERS**

Bolton, Haliburton, Jacobson, Nixon, Young	7-6
Bolton, Conditt IV, Haliburton, Jacobson, Nixon	2-2
Bolton, Jacobson, Lewis, Nixon, Young	0-1

**DOUBLE-DIGIT SCORING RECORDS**

<b>0 players</b>	0-1	<b>1 player</b>	0-0	<b>2 players</b>	1-3
<b>3 players</b>	3-3	<b>4 players</b>	3-2	<b>5 players</b>	1-0
<b>6 players</b>	0-0	<b>7 players</b>	1-0	<b>8 players</b>	0-0

**STREAKS**

<b>All Opponents</b>			
<b>Total</b>	Won 1	<b>Home</b>	Won 2
<b>Road</b>	Lost 7	<b>Neutral</b>	Lost 1

**Big 12 Conference Opponents**

<b>Total</b>	Won 1	<b>Home</b>	Won 2
<b>Road</b>	Lost 6	<b>Neutral</b>	Won 3

**Non-Conference Opponents**

<b>Total</b>	Lost 1	<b>Home</b>	Lost 1
<b>Road</b>	Lost 1	<b>Neutral</b>	Lost 1

**AP/Coaches Top-25 ranked Teams**

<b>Total</b>	Lost 2	<b>Home</b>	Lost 1
<b>Road</b>	Lost 1	<b>Neutral</b>	Lost 1

- Last win over ranked team: Dec. 8, 2019-#16 Seton Hall, 76-66
- Last home win over ranked team: Dec. 8, 2019-#16 Seton Hall, 76-66
- Last road win over ranked team: Feb. 16, 2019-#18 Kansas State, 78-64
- Last neutral win over ranked team: March 16, 2019-#17 Kansas, 78-66

**THE LAST TIME IOWA STATE...**

**Scored 100 pts:** 104 vs. Alabama (11-28-19)  
**Shot 60 pct. from field:** 69.1 (38-55) vs. Ole Miss (1-26-19)  
**Shot under 30 pct. from field:** 29.7 (19-64) vs. Maryland (11-25-14)  
**Had 10 3-pointers:** 11 vs. Oklahoma State (1-21-20)  
**Had 40 FT attempts:** 41 vs. Drake (12-15-09)  
**Had 50 rebounds:** 50 vs. Oklahoma (3-2-18)  
**Had 60 rebounds:** 63 vs. The Citadel (11-20-16)  
**Had 30 assists:** 32 vs. Mississippi Valley State (11-5-19)  
**Had 10 steals:** 15 vs. Kansas City (12-4-19)  
**Had 10 blocks:** 10 vs. North Dakota State (12-3-18)  
**Had six players with 10 pts:** 7 vs. Miss. Valley State (11-5-19) (Conditt, Griffin, Haliburton, Jacobson, Jackson, Nixon, Young)  
**Had three players with 20 pts:** 3 vs. Oklahoma State (1-21-20) (Young, 27; Bolton, 21; Haliburton, 20)  
**Had three players w/double-double:** 3 vs. Buffalo (12-7-15) (McKay, Morris, Niang)

**THE LAST TIME A CYCLONE HAD...**

**40 points:** 48, Melvin Ejim vs. TCU (2-8-14)  
**30 points:** 30, Lindell Wigginton vs. Baylor (1-13-18)  
**5 3-pointers:** 6, Tyrese Haliburton vs. Oklahoma State (1-21-20)  
**20 rebs.:** 20, Jared Homan vs. North Carolina (3-20-05)  
**15 rebs.:** 16, Michael Jacobson vs. Kansas State (3-15-19)  
**10 assists:** 10, Tyrese Haliburton vs. TCU (1-4-20)  
**5 steals:** 6, Tyrese Haliburton vs. Miss. Valley State (11-5-19)  
**5 blocks:** 5, George Conditt IV vs. Seton Hall (12-8-19)  
**A Triple-Double:** Tyrese Haliburton vs. TCU (1-4-20)

**THE LAST TIME AN ISU OPPONENT...**

**Scored 100 points:** 100 by Baylor (2-16-14)  
**Shot 60 pct. from field:** 60.3 (38-63) by TCU (1-17-18)  
**Shot under 30 pct. from field:** 29.2 (19-65) by UMES (12-20-17)  
**Had 10 3-pointers:** 10 by Oklahoma State (1-21-20)  
**Made zero 3-pointers:** Southern Miss (11-19-19)  
**Had 50 rebounds:** 53 by Iowa (12-7-17)  
**Had 30 assists:** 31 by Texas A&M (1-16-99)  
**Had six players with 10 points:** 6 by Oklahoma State (1-21-20)

**THE LAST TIME AN ISU OPPONENT...**

**40 points:** 40, Devin Smith, Virginia (12-6-04)  
**30 points:** 31, RJ Nembhard, TCU (1-4-20)  
**5 3-pointers:** 5, Kyler Edwards, Texas Tech (1-18-20)  
**20 rebounds:** 21, Stacey King, Oklahoma (1-30-88)  
**15 rebounds:** 15, Marcus Garrett, Kansas (3-16-19)  
**10 assists:** 13, Xavier Simpson, Michigan (11-27-19)  
**5 steals:** 5, Malique Trent, TCU (1-23-16)  
**5 blocks:** 6, Kevin Samuel, TCU (1-4-20)

**2019-20 DOUBLE-DOUBLES**

**Player (# of Double-Doubles)**  
*Tyrese Haliburton (3)*  
 Mississippi Valley State ..... 12 points-14 assists  
 Oregon State ..... 15 points-12 assists  
 Alabama ..... 23 points-11 rebounds

**2019-20 TRIPLE-DOUBLES**

**Player (# of Triple-Doubles)**  
*Tyrese Haliburton (1)*  
 TCU ..... 22 points-12 rebounds-10 assists

**MOST WINS BY TEAM, 4-YEAR PERIOD**

100 - 2014-17  
 99 - 2013-16  
 99 - 2012-15  
 90 - 2011-14  
 86 - 2000-03  
 85 - 2015-18  
 84 - 1998-01  
 84 - 1999-02  
 83 - 2016-19  
 69 - 2017-20

**2019-20 AWARDS & HONORS**

**Preseason**  
**Preseason All-Big 12**  
 Tyrese Haliburton  
**Lute Olson Award Watch List**  
 Tyrese Haliburton  
**Naismith Trophy Watch List**  
 Tyrese Haliburton  
**Wooden Award Watch List**  
 Tyrese Haliburton

**In Season**  
**Big 12 Player of the Week**  
 Tyrese Haliburton (Nov. 11, Jan. 6)  
**Big 12 Newcomer of the Week**  
 Rasir Bolton (Dec. 9)  
**Lute Olson Award Midseason Watch List**  
 Tyrese Haliburton  
**Wooden Award Midseason Top-25**  
 Tyrese Haliburton  
**Senior CLASS Award Watch List**  
 Michael Jacobson

**#0 ZION GRIFFIN (PRONOUNCED ZY-on)**

- Reached double figures for first time in career in season opener (11 pts) against Mississippi Valley State.
- Played in 17 games as a freshman, averaging 1.8 points and 1.6 rebounds after being hindered by minor injuries during his first summer on campus.
- Prepped at Hinsdale South in Darien, Illinois, a south-western suburb of Chicago.
- Four-star recruit by 247sports, ESPN and Rivals.
- Picked ISU over offers from Kansas, Pittsburgh and Illinois State.

**#2 CALEB GRILL**

- Has seen action in 16 of 18 games, scoring in nine of the games.
- Originally signed with South Dakota State but re-opened his recruitment following a coaching change... picked the Cyclones over Kansas State and UNLV.
- Terrific athlete...won Kansas Class 5A state title with a high jump of 6-8...played in Kansas basketball and football all-star games...was named Kansas Male Athlete of the Year.
- Grew up a fan of Iowa State after watching teams with Georges Niang, Matt Thomas, etc.
- Father, Chris, coached him in high school.

**#3 TRE JACKSON**

- Has reached double figures twice, scoring a career-high 12 points against Oklahoma.
- Prepped at Blythewood High School near Columbia, S.C...was a three-star recruit who scored more than 1,000 career points.
- Played for Team South Carolina...the same AAU program that Zion Williamson and Ja Morant played for early in their careers.
- Father, Charles Jackson Jr., played basketball at South Carolina State and is the director of character and life skills for the South Carolina football team.

**#4 GEORGE CONDITT IV**

- Made first career start against Oklahoma (8 pts, 4 rbs).
- Saw streak of 17 consecutive games with a block come to an end at Baylor...four or more blocks in six games this season.
- Played 8.0 minutes per game as a freshman, averaging 2.0 points, 1.7 rebounds and 1.0 blocks...shot 63.3 percent from the field...blocked 26 shots.
- Attended Corliss High School in Chicago...grew three inches from junior to senior year.
- Father, George, was a defensive lineman for the Cyclones, lettering in 1990 and 1992.
- Longest wing span on team at 7'2".

**#11 PRENTISS NIXON**

- Transfer from Colorado State redshirted last season... played for former Cyclone coach Larry Eustachy.
- Scored more than 1,000 career points for the Rams, including top games of 31 points against Arkansas, 30 vs. K-State, 27 at Nevada and 25 at Oregon.
- Drew 92 offensive fouls and had 70 steals his final two seasons as a Ram.

**#12 MICHAEL JACOBSON**

- Second on team with 5.6 rebounds.
- Played and started all 35 games last season...one of just two players to do so (Weiler-Babb)...averaged career-best 11.1 points.
- 2018-19: Big 12 All-Tournament Team...Second-Team Academic All-American...Big 12 Scholar-Athlete of the Year.
- Grandfather, Bob, played football and baseball at ISU...was offered scholarship by previous ISU football coaching staff before choosing to play basketball.

**#22 TYRESE HALIBURTON**

- Missed Florida A&M game (sprained left wrist).
- Returned to action against TCU after missing a game and posted sixth triple-double in school history and first since 2016...finished with 22 points, 12 rebounds and 10 assists.
- Preseason All-Big 12 Selection...Naismith Trophy, Wooden Award Watch List, Lute Olson Award Watch List.
- Has three double-doubles...only player in Big 12 with points-assist and points-rebound double-doubles.
- Won a Gold Medal and was named to All-Star Five while playing for the 2019 USA Basketball Men's U19 World Cup Team last summer...played alongside Oklahoma State's Isaac Likekele and for K-State coach Bruce Weber... averaged 7.9 points and a tournament-best 6.9 assists.
- Made 34 starts as a freshman, averaging 6.8 points, 3.6 assists, 3.4 rebounds and 1.5 steals...was second nationally and led the Big 12 with a 4.5 a/to ratio.
- Attended Oshkosh North where he led them to a 26-1 record and a state championship...averaged 22.9 points... scored 30 points, 23 in second half, and was 18-for-18 at the line in state title game.

**#24 TERENCE LEWIS**

- Missed Oklahoma State game with sprained ankle... same ankle that forced him to miss home game against Seton Hall earlier this season.
- Has played in 59 career games...has made 36 career 3-pointers.
- Played high school ball for father, Tyrone, at Riverside HS in Milwaukee.

**#33 SOLOMON YOUNG**

- Came off bench for first time this season against Oklahoma, finishing with two points and two boards in 13 minutes.
- Posted one of the best scoring games off the bench in school history against Oklahoma State...finished with career-high 27 points (T-4th most in ISU history)...made 7-of-8 field goals and 13-of-15 free throws.
- Took a medical redshirt last season after playing in just four games...season was shortened by groin and shoulder injuries...has missed 40 games in his career due to injury.
- Has a 7-1 wing span, second-longest on team.

**#45 RASIR BOLTON (PRONOUNCED RAHJ-sheer BOWL-ton)**

- Second on team with 14.7 points per game...19 or more points in six of last 12 games...career-high 29 points against Florida A&M.
- Transfer from Penn State was granted immediate eligibility on Sept. 24...played in 32 games and started nine times for the Nittany Lions as a freshman...was second on the team with 11.6 points per game.
- A former four-star recruit according to ESPN.

**#13 JAVAN JOHNSON (PRONOUNCED JAY-ven)**

- Transfer from Troy is redshirting this season.

**#23 NATE SCHUSTER (PRONOUNCED SHOE-ster)**

- Sophomore walk-on from Menomonee Falls, Wisconsin.

**#15 CARTER BOOTHE (PRONOUNCED rhymes with tooth)**

- Sophomore walk-on from Leon, Iowa.

**#25 ERIC STEYER**

- Sophomore walk-on from Ames...mother, Jodi, is associate head coach for ISU WBB team.

**#34 NATE JENKINS**

- Freshman walk-on from Delafield, Wisconsin.



## IOWA STATE...

	2019-20	Under Prohm	Streak
Against non-conference foes:	7-5	49-19	L1
Against Big 12 foes:	2-4	43-43	W1
When outrebounds opponent:	6-2	48-13	W1
When outrebounded by opponent:	3-7	37-47	L3
When rebounds are tied:	0-0	7-2	W4
When ahead at half:	8-2	78-11	W2
When opponent is ahead at half:	1-7	12-46	L6
When game is tied at the half:	0-0	2-5	L2
When shoots 50 percent or better:	5-0	43-11	W10
When shoots less than 50 percent:	4-9	49-51	L2
When shoots better than opponent:	9-0	78-17	W9
When shoots worse than opponent:	0-9	12-44	L13
When makes 10 or more 3-pointers:	5-1	45-12	W2
When makes less than 10 3-pointers:	4-8	47-50	L5
When commits more TO than opponent:	1-2	20-30	W1
When commits less TO than opponent:	8-4	65-26	W1
When commit same number of TO:	0-3	7-6	L3
When scores 59 points or less:	0-3	2-11	L8
When scores 60-69 points:	0-2	7-13	L2
When scores 70-79 points:	4-4	30-28	L1
When scores 80-89 points:	3-0	32-8	W4
When scores 90-99 points:	0-0	12-2	W11
When scores 100 or more points:	2-0	9-0	W12
When opponent scores 59 points or less:	3-0	21-2	W5
When opponent scores 60-69 points:	3-1	35-6	L1
When opponent scores 70-79 points:	1-3	20-18	L3
When opponent scores 80-89 points:	2-5	15-26	W1
When opponent scores 90-99:	0-0	1-10	L6
When opponent scores 100 or more points:	0-0	0-1	L15
When game is decided by five or less points:	0-2	16-25	L3
When game is decided by 6-10 points:	2-3	20-15	W2
When game is decided by 11 or more points:	7-4	56-22	L2
When reaching 40 points first:	9-1	81-14	W2
When opponent reaches 40 points first:	0-8	11-49	L17
When leading with five minutes left:	9-1	85-13	W2
When trailing with five minutes left:	0-8	4-44	L9
When game is tied with five minutes left:	0-0	3-5	W2
When leading with one minute left:	9-1	88-5	W2
When trailing with one minute left:	0-8	2-54	L42
When game is tied with one minute left:	0-0	2-3	L3
When outscoring opponents' bench:	6-6	40-23	W1
When opponents' bench outscores ISU:	3-3	50-39	L2
When both benches score same:	0-0	1-1	W1
When making more FT than opponent:	7-3	68-17	W1
When making less FT than opponent:	2-6	21-42	L2
When making same number of FT:	0-0	3-3	L2
When making 15 or more free throws:	6-1	36-14	W1
When making less than 15 free throws:	3-8	56-48	L2
When opponent makes 15 or more FT:	2-1	15-25	W1
When opponent makes less than 15 FT:	7-8	77-36	W1
At home:	8-3	55-19	W2
On the road:	0-4	14-33	L7
At neutral sites:	1-2	23-10	L1
On ESPN Networks:	4-7	59-53	W1
As an AP ranked team:	0-0	39-23	L2
vs. AP Top-25 Teams:	1-4	17-27	L3
vs. AP Top-15 Teams:	0-3	10-21	L3
vs. AP Top-10 Teams:	0-2	7-14	L4
In Overtime:	0-1	3-7	L3
In Double Overtime:	0-0	1-0	W1
In November:	4-3	24-7	L1
In December:	3-2	22-7	L1
In January:	2-4	20-22	W1
In February:	0-0	17-15	W1
In March:	0-0	9-11	L1
In April:	0-0	0-0	-

## STREAKS

### IOWA STATE HOMECOURT STREAKS

- 39- 2/16/99-11/30/01 (four seasons)
- 22- 1/18/12-2/25/13 (two seasons)  
22- 2/16/85-12/22/86 (three seasons)
- 21- 3/4/92-12/21/93 (three seasons)
- 21- 1/25/14-2/25/15 (two seasons)

Current streak - 2 (1/11/20-Pres.)

### IOWA STATE CONFERENCE HOMECOURT STREAKS

- 18- 2/16/99-1/9/02 (four seasons)
- 14- 1/18/12-2/25/13 (two seasons)  
14- 1/25/14-2/25/15 (two seasons)
- 12- 2/16/85-1/20/87 (three seasons)
- 9- 2/10/34-1/25/36 (three seasons)

Current streak - 2 (1/11/20-Pres.)

### IOWA STATE NONCONFERENCE HOMECOURT STREAKS

- 41- 1/2/91-12/9/95
- 37- 12/6/11-12/1/16
- 28- 11/23/98-12/1/01
- 21- 11/28/03-11/26/05

Current streak - 0

## TEAM RECORDS

### TOP SINGLE-GAME 3-POINTERS MADE

- \*18 vs. Kansas (2-4-17)
- 17 vs. Kansas (2-25-13)
- 16 vs. Northern Colorado (11-22-11)
- \*15 vs. Alabama (11-28-19)  
\*15 vs. Oklahoma State (2-28-17)  
\*15 vs. Omaha (12-5-16)  
15 vs. UNC Wilmington (11-10-13)  
15 vs. Oklahoma (2-4-12)  
15 vs. UW-Milwaukee (11-16-08)
- \*14 vs. Purdue Fort Wayne (12-22-19)  
\*14 vs. Kansas State (2-16-19)  
\*14 vs. San Diego State (11-21-18)  
\*14 vs. Northern Illinois (12-4-17)  
\*14 vs. Drake (12-17-16)  
\*14 vs. Chattanooga (11-23-15)  
14 vs. Oklahoma (2-9-15)  
14 vs. Kansas (1-9-13)  
14 vs. TCU (2-16-13)  
14 vs. West Virginia (3-9-13)  
14 vs. Rice (11-26-11)  
14 vs. Kansas (2-12-11)  
14 vs. Baylor (1-15-11)  
14 vs. Drake (11-17-09)

\*Under Steve Prohm



**ZION GRIFFIN**

So. • F • 6-6, 217  
Darien, Ill.

**Miscellaneous Stats**

Category	2019-20	Career
Double-Figure Points	1	1
Double-Digit Rebounds	-	-

Consecutive Games w/10+ points	-
Consecutive Games w/10+ rebounds	-
Consecutive Games w/a 3 -pointer	-


**SEASON HIGHS**

FG:.....5 vs. Mississippi Valley State (11-5-19)  
 FGA:.....9 vs. Mississippi Valley State (11-5-19)  
 3FG:.....2, twice  
 3FGA:.....4, twice  
 FT:.....2, twice  
 FTA:.....4 vs. Purdue Fort Wayne (12-22-19)  
 OReb:.....2, twice  
 DReb:.....4, three times  
 Reb:.....6 vs. Mississippi Valley State (11-5-19)  
 PF:.....3, twice  
 Points:.....11 vs. Mississippi Valley State (11-5-19)  
 Assists:.....1, many times  
 TO:.....2, twice  
 Blocks:.....1, three times  
 Steals:.....2 vs. Mississippi Valley State (11-5-19)  
 Min:.....19 vs. Kansas (1-8-20)

**CAREER HIGHS**

FG:.....5 vs. Mississippi Valley State (11-5-19)  
 FGA:.....9 vs. Mississippi Valley State (11-5-19)  
 3FG:.....2, three times  
 3FGA:.....4, four times  
 FT:.....2, twice  
 FTA:.....4 vs. Purdue Fort Wayne (12-22-19)  
 OReb:.....2, three times  
 DReb:.....5 vs. Omaha (11-26-18)  
 Reb:.....6 vs. Mississippi Valley State (11-5-19)  
 PF:.....3, twice  
 Points:.....11 vs. Mississippi Valley State (11-5-19)  
 Assists:.....1, many times  
 TO:.....2, twice  
 Blocks:.....1, four times  
 Steals:.....2 vs. Mississippi Valley State (11-5-19)  
 Min:.....19 vs. Kansas (1-8-20)

Career Stats	Total		3-Point		Rebounds													
	Year	GP-GS	Min/Avg	FG-FGA	Pct	FG-FGA	Pct	FT-FTA	Pct	Off-Def	Tot	Avg	PF-FO	Ast	TO	Blk	Stl	Pts/Avg
2018-19	17	0	113/6.6	11-32	.344	6-25	.240	3-7	.429	5-22	27	1.6	7-0	1	2	1	2	31/1.8
2019-20	18	0	168/9.3	24-52	.462	10-30	.333	5-9	.556	9-29	38	2.1	22-0	5	9	3	6	63/3.5
TOTAL	35	0	281/8.0	35-84	.417	16-55	.291	8-16	.500	14-51	65	1.9	29-0	6	11	4	8	94/2.7



**CALEB GRILL**

Fr. • G • 6-3, 192  
Maize, Kan.

**Miscellaneous Stats**


Category	2019-20	Career
Double-Figure Points	-	-
Double-Digit Rebounds	-	-

Consecutive Games w/10+ points	-
Consecutive Games with a 3-pointer	-

**CAREER HIGHS**

FG:.....3, twice  
 FGA:.....5 vs. Mississippi Valley State (11-5-19)  
 3FG:.....2 vs. Northern Illinois (11-12-19)  
 3FGA:.....4 vs. Oklahoma State (1-22-20)  
 FT:.....2, twice  
 FTA:.....3 vs. Seton Hall (12-8-19)  
 OReb:.....1, four times  
 DReb:.....5, twice  
 Reb:.....5, twice  
 PF:.....3, twice  
 Points:.....8 vs. Northern Illinois (11-12-19)  
 Assists:.....3 vs. Mississippi Valley State (11-5-19)  
 TO:.....2 vs. TCU (1-4-20)  
 Blocks:.....1 vs. Mississippi Valley State (11-5-19)  
 Steals:.....3 vs. Michigan (11-27-19)  
 Min:.....21 vs. Michigan (11-27-19)

Career Stats	Total		3-Point		Rebounds													
	Year	GP-GS	Min/Avg	FG-FGA	Pct	FG-FGA	Pct	FT-FTA	Pct	Off-Def	Tot	Avg	PF-FO	Ast	TO	Blk	Stl	Pts/Avg
2019-20	16	0	175/10.9	12-39	.308	5-26	.192	4-7	.571	4-20	24	1.5	15-0	9	8	1	8	33/2.1
TOTAL	16	0	175/10.9	12-39	.308	5-26	.192	4-7	.571	4-20	24	1.5	15-0	9	8	1	8	33/2.1



**TRE JACKSON**

Fr. • G • 6-1, 176  
Columbia, S.C.


**Miscellaneous Stats**

Category	2019-20	Career
Double-Figure Points	2	2
20+ Points	-	-
4+ 3-Pointers Made	1	1
Double-Digit Rebounds	-	-
Double-Doubles	-	-
Consecutive Games w/10+ points	-	-
Consecutive Games with a 3-pointer	-	2

**CAREER HIGHS**

FG:.....4, twice  
 FGA:.....10 vs. Mississippi Valley State (11-5-19)  
 3FG:.....4 vs. Oklahoma (1-11-20)  
 3FGA:.....8 vs. Mississippi Valley State (11-5-19)  
 FT:.....2, three times  
 FTA:.....2, many times  
 OReb:.....1, twice  
 DReb:.....4, three times  
 Reb:.....5, twice  
 PF:.....4 vs. Baylor (1-15-20)  
 Points:.....12 vs. Oklahoma (1-11-20)  
 Assists:.....3, four times  
 TO:.....4 vs. Florida A&M (12-31-19)  
 Blocks:.....1, twice  
 Steals:.....3, three times  
 Min:.....29 vs. TCU (1-4-20)

Year	GP-GS	Min/Avg	Total		3-Point		FT-FTA	Pct	Rebounds				PF-FO	Ast	TO	Blk	Stl	Pts/Avg
			FG-FGA	Pct	FG-FGA	Pct			Pct	Off-Def	Tot	Avg						
2019-20	18-0	313/17.4	21-68	.309	17-53	.321	7-10	.700	2-29	31	1.7	25-0	25	19	2	19	66/3.7	
<b>TOTAL</b>	<b>18-0</b>	<b>313/17.4</b>	<b>21-68</b>	<b>.309</b>	<b>17-53</b>	<b>.321</b>	<b>7-10</b>	<b>.700</b>	<b>2-29</b>	<b>31</b>	<b>1.7</b>	<b>25-0</b>	<b>25</b>	<b>19</b>	<b>2</b>	<b>19</b>	<b>66/3.7</b>	



**GEORGE CONDITT IV**

So. • F • 6-10, 223  
Chicago, Ill.

**Miscellaneous Stats**

Category	2019-20	Career
Double-Figure Points	7	8
Double-Digit Rebounds	-	-
4+ Blocks	6	8
Consecutive Games Started	-	4
Consecutive Games w/10+ points	-	-
Consecutive Games w/10+ rebounds	-	-
Consecutive Games with a blocked shot	-	1


**SEASON HIGHS**

FG:.....6, twice  
 FGA:.....12 vs. TCU (1-4-20)  
 3FG:.....0  
 3FGA:.....1, three times  
 FT:.....7, twice  
 FTA:.....11 vs. TCU (1-4-20)  
 OReb:.....5 vs. Iowa (12-12-19)  
 DReb:.....6 vs. Oregon State (11-9-19)  
 Reb:.....8, twice  
 PF:.....5 vs. Baylor (1-15-20)  
 Points:.....19 vs. TCU (1-4-20)  
 Assists:.....2, twice  
 TO:.....4 vs. Baylor (1-15-20)  
 Blocks:.....5, twice  
 Steals:.....2 vs. Florida A&M (12-31-19)  
 Min:.....31 vs. TCU (1-4-20)

**CAREER HIGHS**

FG:.....6, twice  
 FGA:.....12 vs. TCU (1-4-20)  
 3FG:.....0  
 3FGA:.....1, three times  
 FT:.....7, twice  
 FTA:.....11 vs. TCU (1-4-20)  
 OReb:.....5, twice  
 DReb:.....6 vs. Oregon State (11-9-19)  
 Reb:.....8, twice  
 PF:.....5, twice  
 Points:.....19 vs. TCU (1-4-20)  
 Assists:.....2, twice  
 TO:.....4 vs. Baylor (1-15-20)  
 Blocks:.....5, three times  
 Steals:.....2 vs. Florida A&M (12-31-19)  
 Min:.....31 vs. TCU (1-4-20)

Year	GP-GS	Min/Avg	Total		3-Point		FT-FTA	Pct	Rebounds				PF-FO	Ast	TO	Blk	Stl	Pts/Avg
			FG-FGA	Pct	FG-FGA	Pct			Pct	Off-Def	Tot	Avg						
2018-19	26-0	208/8.0	19-30	.633	0-0	.000	13-18	.722	18-25	43	1.7	31-1	2	13	26	8	51/2.0	
2019-20	18-4	334/18.6	63-101	.624	0-3	.000	35-59	.593	38-54	92	5.1	47-1	9	28	40	9	161/8.9	
<b>TOTAL</b>	<b>44-4</b>	<b>542/12.3</b>	<b>82-131</b>	<b>.626</b>	<b>0-3</b>	<b>.000</b>	<b>48-77</b>	<b>.623</b>	<b>56-79</b>	<b>135</b>	<b>3.1</b>	<b>78-2</b>	<b>11</b>	<b>41</b>	<b>66</b>	<b>17</b>	<b>212/4.8</b>	



**PRENTISS NIXON**

**RSr. • G • 6-2, 188**  
**Bolingbrook, Ill.**

**Miscellaneous Stats**

Category	2019-20	Career
Double-Figure Points	7	62
Double-Digit Rebounds	-	1
20+ Points	-	13
30+ Points	-	2
5+ Assists	2	9
3+ Three-Pointers	1	27
3+ Steals	2	5
Double-Doubles	-	1

Consecutive Games Started	18
Consecutive Games w/10+ points	-
Consecutive Games with a 3-pointer	-


**SEASON HIGHS**

FG:.....6 vs. Michigan (11-27-19)  
 FGA:.....15 vs. Michigan (11-27-19)  
 3FG:.....3 vs. Seton Hall (11-29-19)  
 3FGA:.....8, twice  
 FT:.....5, twice  
 FTA:.....7 vs. Seton Hall (12-8-19)  
 OReb:.....1, four times  
 DReb:.....6, three times  
 Reb:.....7 vs. Iowa (12-12-19)  
 PF:.....4, three times  
 Points:.....16 vs. Mississippi Valley State (11-5-19)  
 Assists:.....5, twice  
 TO:.....3 vs. Florida A&M (12-31-19)  
 Blocks:.....1, four times  
 Steals:.....4 vs. Mississippi Valley State (11-5-19)  
 Min:.....38, three times

**CAREER HIGHS**

FG:.....10 vs. Wyoming (2-28-17)  
 FGA:.....24 vs. Nevada (2-25-18)  
 3FG:.....7 vs. Nevada (2-25-18)  
 3FGA:.....16 vs. Nevada (2-25-18)  
 FT:.....10, three times  
 FTA:.....11, twice  
 OReb:.....2, twice  
 DReb:.....8 vs. Nevada (2-25-18)  
 Reb:.....10 vs. Nevada (2-25-18)  
 PF:.....5, seven times  
 Points:.....31 vs. Arkansas (12-5-17)  
 Assists:.....7 vs. Utah State (2-7-17)  
 TO:.....6 vs. Fresno State (1-18-17)  
 Blocks:.....2 vs. Arkansas-Fort Smith (12-19-17)  
 Steals:.....5 vs. New Mexico (2-28-18)  
 Min:.....40, three times

Year	Career Stats		Total		3-Point		Rebounds										
	GP-GS	Min/Avg	FG-FGA	Pct	FG-FGA	Pct	FT-FTA	Pct	Off-Def	Tot	Avg	PF-FO	Ast	TO	Blk	Stl	Pts/Avg
2015-16	31-7	488/15.7	49-126	.389	31-82	.378	19-29	.655	2-51	53	1.7	67-3	36	29	1	4	148/4.8
2016-17	36-36	1153/32.0	152-400	.380	55-175	.314	117-144	.813	11-91	102	2.8	93-2	72	60	4	30	476/13.2
2017-18	27-25	867/32.1	133-370	.359	66-200	.330	102-121	.843	8-78	86	3.2	71-2	53	56	3	40	434/16.1
2018-19																	
2019-20	18-18	540/30.0	55-164	.335	20-88	.227	25-39	.641	4-52	56	3.1	39-0	39	18	4	21	155/8.6
TOTAL	112-86	3048/27.2	389-1060	.366	172-545	.316	263-333	.790	25-272	297	2.7	270-7	200	163	12	95	1213/10.8



**MICHAEL JACOBSON**

**Sr. • F • 6-9, 240**  
**Waukee, Iowa**

**Miscellaneous Stats**

Category	2019-20	Career
Double-Figure Points	5	38
20+ Points	1	3
Double-Digit Rebounds	2	11
Double-Doubles	-	6

Consecutive Games Started	53
Consecutive Games with a 3-pointer	-
Consecutive Games w/10+ points	-
Consecutive Games w/10+ rebounds	-

**SEASON HIGHS**

FG:.....8, twice  
 FGA:.....13 vs. Mississippi Valley State (11-5-19)  
 3FG:.....3 vs. Mississippi Valley State (11-5-19)  
 3FGA:.....5 vs. Mississippi Valley State (11-5-19)  
 FT:.....4 vs. Michigan (11-27-19)  
 FTA:.....4, three times  
 OReb:.....7 vs. Oregon State (11-9-19)  
 DReb:.....7 vs. Northern Illinois (11-12-19)  
 Reb:.....12 vs. Northern Illinois (11-12-19)  
 PF:.....4, twice  
 Points:.....20 vs. Mississippi Valley State (11-5-19)  
 Assists:.....2, twice  
 TO:.....3, three times  
 Blocks:.....2, twice  
 Steals:.....3 vs. Kansas City (12-4-19)  
 Min:.....30 vs. Northern Illinois (11-12-19)

**CAREER HIGHS**

FG:.....9 vs. Drake (12-15-18)  
 FGA:.....13 vs. Mississippi Valley State (11-5-19)  
 3FG:.....3, twice  
 3FGA:.....5 vs. Mississippi Valley State (11-5-19)  
 FT:.....9 vs. San Diego State (11-21-18)  
 FTA:.....10 vs. Illinois (11-20-18)  
 OReb:.....7, four times  
 DReb:.....12 vs. Kansas State (3-15-19)  
 Reb:.....16 vs. Kansas State (3-15-19)  
 PF:.....5 vs. Northwestern (12-30-15)  
 Points:.....23 vs. Illinois (11-20-18)  
 Assists:.....5 vs. South Dakota (12-3-16)  
 TO:.....4, twice  
 Blocks:.....4 vs. Wisconsin (3-10-16)  
 Steals:.....3, four times  
 Min:.....37 vs. Illinois (11-20-18)

Year	Career Stats		Total		3-Point		Rebounds										
	GP-GS	Min/Avg	FG-FGA	Pct	FG-FGA	Pct	FT-FTA	Pct	Off-Def	Tot	Avg	PF-FO	Ast	TO	Blk	Stl	Pts/Avg
2015-16	34-25	623/18.3	52-120	.433	3-16	.188	52-67	.776	64-83	147	4.3	81-1	17	20	28	19	159/4.7
2016-17	31-31	743/23.9	72-184	.391	4-23	.174	37-57	.649	89-103	192	6.2	77-0	33	28	27	23	185/6.0
2017-18																	
2018-19	35-35	876/25.0	156-271	.576	16-47	.340	62-93	.667	76-132	208	5.9	68-0	27	39	16	30	390/11.1
2019-20	18-18	423/23.5	53-120	.442	10-30	.333	20-29	.690	40-61	101	5.6	29-0	12	21	8	7	136/7.6
TOTAL	118-109	2665/22.5	333-695	.479	33-116	.284	171-246	.695	269-379	648	5.5	255-1	89	108	79	79	870/7.4

Year	Iowa State Stats		Total		3-Point		Rebounds										
	GP-GS	Min/Avg	FG-FGA	Pct	FG-FGA	Pct	FT-FTA	Pct	Off-Def	Tot	Avg	PF-FO	Ast	TO	Blk	Stl	Pts/Avg
2017-18																	
2018-19	35-35	876/25.0	156-271	.576	16-47	.340	62-93	.667	76-132	208	5.9	68-0	27	39	16	30	390/11.1
2019-20	18-18	423/23.5	53-120	.442	10-30	.333	20-29	.690	40-61	101	5.6	29-0	12	21	8	7	136/7.6
TOTAL	53-53	1299/24.5	209-391	.535	26-77	.338	82-122	.672	116-193	309	5.8	97-0	39	60	24	37	526/9.9



**CARTER BOOTHE**

Fr. • G • 6-0, 193  
Leon, Iowa

**Miscellaneous Stats**

Category	2019-20	Career
Double-Figure Points	-	-
Double-Digit Rebounds	-	-
Consecutive Games w/10+ points	-	-


**SEASON HIGHS**

FG:.....0  
 FGA:..... 1, three times  
 3FG:.....0  
 3FGA:..... 1, three times  
 FT:.....2 vs. Southern Miss (11-19-19)  
 FTA:..... 2 vs. Southern Miss (11-19-19)  
 OReb:.....0  
 DReb:..... 1 vs. Oklahoma (1-11-20)  
 Reb:..... 1 vs. Oklahoma (1-11-20)  
 PF:..... 1 vs. Oklahoma (1-11-20)  
 Points:.....2 vs. Southern Miss (11-19-19)  
 Assists:..... 1 vs. Purdue Fort Wayne (12-22-19)  
 TO:..... 1 vs. Mississippi Valley State (11-5-19)  
 Blocks:.....0  
 Steals:.....0  
 Min:.....2, twice

**CAREER HIGHS**

FG:.....0  
 FGA:..... 1, many times  
 3FG:.....0  
 3FGA:..... 1, four times  
 FT:.....2 vs. Southern Miss (11-19-19)  
 FTA:..... 2 vs. Southern Miss (11-19-19)  
 OReb:.....0  
 DReb:..... 1, twice  
 Reb:..... 1, twice  
 PF:..... 1, three times  
 Points:.....2 vs. Southern Miss (11-19-19)  
 Assists:..... 1, twice  
 TO:..... 1, twice  
 Blocks:.....0  
 Steals:.....0  
 Min:..... 3 vs. Omaha (11-26-18)

Career Stats	Total		3-Point		Rebounds												
	Year	GP-GS	Min/Avg	FG-FGA	Pct	FG-FGA	Pct	FT-FTA	Pct	Off-Def	Tot	Avg	PF-FO	Ast	TO	Blk	Stl
2018-19	3-0	7/2.3	0-2	.000	0-1	.000	0-0	.000	0-1	1	0.3	2-0	1	1	0	0	0/0.0
2019-20	6-0	8/1.3	0-3	.000	0-3	.000	2-2	1.000	0-1	1	0.2	1-0	1	1	0	0	2/0.3
<b>TOTAL</b>	<b>9-0</b>	<b>15/1.7</b>	<b>0-5</b>	<b>.000</b>	<b>0-4</b>	<b>.000</b>	<b>2-2</b>	<b>1.000</b>	<b>0-2</b>	<b>2</b>	<b>0.2</b>	<b>3-0</b>	<b>2</b>	<b>2</b>	<b>0</b>	<b>0</b>	<b>2/0.2</b>



**TYRESE HALIBURTON**

So. • G • 6-5, 175  
Oshkosh, Wis.

**Miscellaneous Stats**

Category	2019-20	Career
Double-Figure Points	14	24
20+ Points	6	6
Double-Digit Rebounds	2	2
Double-Digit Assists	3	4
Double-Doubles	4	4
Triple-Doubles	1	1
4+ Steals	2	5
Consecutive Games Started	6	6
Consecutive Games w/10+ points	2	2
Consecutive Games w/20+ points	1	1
Consecutive Games w/10+ assists	-	-
Consecutive Games with Double-Double	-	-
Consecutive Games with a 3-pointer	14	14

**SEASON HIGHS**

FG:..... 11 vs. Michigan (11-27-19)  
 FGA:..... 24 vs. Michigan (11-27-19)  
 3FG:..... 6, twice  
 3FGA:..... 10, twice  
 FT:..... 5, three times  
 FTA:..... 6, twice  
 OReb:..... 4 vs. TCU (1-4-20)  
 DReb:..... 8, twice  
 Reb:..... 12 vs. TCU (1-4-20)  
 PF:..... 3, three times  
 Points:..... 25 vs. Michigan (11-27-19)  
 Assists:..... 14 vs. Mississippi Valley State (11-5-19)  
 TO:..... 6 vs. Kansas City (12-4-19)  
 Blocks:..... 2 vs. Baylor (1-15-20)  
 Steals:..... 6 vs. Mississippi Valley State (11-5-19)  
 Min:..... 45 vs. TCU (1-4-20)

**CAREER HIGHS**

FG:..... 11 vs. Michigan (11-27-19)  
 FGA:..... 24 vs. Michigan (11-27-19)  
 3FG:..... 6, twice  
 3FGA:..... 10, twice  
 FT:..... 5, three times  
 FTA:..... 6, twice  
 OReb:..... 4 vs. TCU (1-4-20)  
 DReb:..... 8, twice  
 Reb:..... 12 vs. TCU (1-4-20)  
 PF:..... 3, many times  
 Points:..... 25 vs. Michigan (11-27-19)  
 Assists:..... 17 vs. Southern (12-9-18)  
 TO:..... 6 vs. Kansas City (12-4-19)  
 Blocks:..... 3, twice  
 Steals:..... 6 vs. Mississippi Valley State (11-5-19)  
 Min:..... 45 vs. TCU (1-4-20)

Career Stats	Total		3-Point		Rebounds												
	Year	GP-GS	Min/Avg	FG-FGA	Pct	FG-FGA	Pct	FT-FTA	Pct	Off-Def	Tot	Avg	PF-FO	Ast	TO	Blk	Stl
2018-19	35-34	1163/33.2	86-167	.515	49-113	.434	18-26	.692	26-94	120	3.4	47-0	125	28	30	54	239/6.8
2019-20	17-17	622/36.6	102-204	.500	44-107	.411	23-30	.767	26-75	101	5.9	22-0	125	46	10	42	271/15.9
<b>TOTAL</b>	<b>52-51</b>	<b>1785/34.3</b>	<b>188-371</b>	<b>.507</b>	<b>93-220</b>	<b>.423</b>	<b>41-56</b>	<b>.732</b>	<b>52-169</b>	<b>221</b>	<b>4.3</b>	<b>69-0</b>	<b>250</b>	<b>74</b>	<b>40</b>	<b>96</b>	<b>510/9.8</b>



**NATE SCHUSTER**

So. • G • 6-4, 187  
Menomonee Falls, Wis.

**Miscellaneous Stats**

Category	2019-20	Career
Double-Figure Points	-	-
Double-Digit Rebounds	-	-

Consecutive Games w/10+ points -

**SEASON HIGHS**

FG:.....1, twice  
 FGA:.....2 vs. Purdue Fort Wayne (12-22-19)  
 3FG:.....0  
 3FGA:.....0  
 FT:.....0  
 FTA:.....0  
 OReb:.....0  
 DReb:.....0  
 Reb:.....0  
 PF:.....0  
 Points:.....2, twice  
 Assists:.....0  
 TO:.....0  
 Blocks:.....0  
 Steals:.....1 vs. Northern Illinois (11-12-19)  
 Min:.....2, twice

**CAREER HIGHS**

FG:.....1, three times  
 FGA:.....2, twice  
 3FG:.....1 vs. Eastern Illinois (12-21-18)  
 3FGA:.....1 vs. Eastern Illinois (12-21-18)  
 FT:.....0  
 FTA:.....2 vs. North Dakota State (12-3-18)  
 OReb:.....1 vs. Eastern Illinois (12-21-18)  
 DReb:.....3 vs. North Dakota State (12-3-18)  
 Reb:.....3 vs. North Dakota State (12-3-18)  
 PF:.....0  
 Points:.....3 vs. Eastern Illinois (12-21-18)  
 Assists:.....0  
 TO:.....1, twice  
 Blocks:.....0  
 Steals:.....0  
 Min:.....2, three times

Year	Career Stats		Total		3-Point		Rebounds										
	GP-GS	Min/Avg	FG-FGA	Pct	FG-FGA	Pct	FT-FTA	Pct	Off-Def	Tot	Avg	PF-FO	Ast	TO	Blk	Stl	Pts/Avg
2018-19	3-0	5/1.7	1-3	.333	1-1	1.000	0-2	.000	1-4	5	1.7	0-0	0	2	0	0	3/1.0
2019-20	6-0	8/1.3	2-4	.500	0-0	.000	0-0	.000	0-0	0	0.0	0-0	0	0	0	1	4/0.7
<b>TOTAL</b>	<b>9-0</b>	<b>13/1.4</b>	<b>3-7</b>	<b>.429</b>	<b>1-1</b>	<b>1.000</b>	<b>0-2</b>	<b>.000</b>	<b>1-4</b>	<b>5</b>	<b>0.6</b>	<b>0-0</b>	<b>0</b>	<b>2</b>	<b>0</b>	<b>1</b>	<b>7/0.8</b>



**TERRENCE LEWIS**

Jr. • G • 6-6, 205  
Milwaukee, Wis.

**Miscellaneous Stats**

Category	2019-20	Career
Double-Figure Points	3	9

Consecutive Games Started -  
 Consecutive Games w/10+ points -  
 Consecutive Games with a 3-pointer -


**SEASON HIGHS**

FG:.....4, twice  
 FGA:.....10 vs. Florida A&M (12-31-19)  
 3FG:.....3 vs. Purdue Fort Wayne (12-22-19)  
 3FGA:.....4, twice  
 FT:.....3 vs. Oklahoma (1-11-20)  
 FTA:.....4 vs. Oklahoma (1-11-20)  
 OReb:.....5 vs. Florida A&M (12-31-19)  
 DReb:.....3 vs. Florida A&M (12-31-19)  
 Reb:.....8 vs. Florida A&M (12-31-19)  
 PF:.....2, twice  
 Points:.....11 vs. Purdue Fort Wayne (12-22-19)  
 Assists:.....2 vs. Purdue Fort Wayne (12-22-19)  
 TO:.....3 vs. Florida A&M (12-31-19)  
 Blocks:.....1 vs. Iowa (12-12-19)  
 Steals:.....1 vs. Florida A&M (12-31-19)  
 Min:.....36 vs. Florida A&M (12-31-19)

**CAREER HIGHS**

FG:.....5, four times  
 FGA:.....12 vs. West Virginia (2-24-18)  
 3FG:.....4 vs. Oklahoma State (2-27-18)  
 3FGA:.....8 vs. West Virginia (2-24-18)  
 FT:.....4, twice  
 FTA:.....4, many times  
 OReb:.....5 vs. Florida A&M (12-31-19)  
 DReb:.....4 vs. Southern (12-9-18)  
 Reb:.....8 vs. Florida A&M (12-31-19)  
 PF:.....5 vs. TCU (2-21-18)  
 Points:.....16 vs. San Diego State (11-21-18)  
 Assists:.....2, three times  
 TO:.....3 vs. Florida A&M (12-31-19)  
 Blocks:.....2 vs. Northern Illinois (12-4-17)  
 Steals:.....2 vs. Omaha (11-26-18)  
 Min:.....36 vs. Florida A&M (12-31-19)

Year	Career Stats		Total		3-Point		Rebounds										
	GP-GS	Min/Avg	FG-FGA	Pct	FG-FGA	Pct	FT-FTA	Pct	Off-Def	Tot	Avg	PF-FO	Ast	TO	Blk	Stl	Pts/Avg
2017-18	27-1	297/11.0	32-105	.305	17-59	.288	12-18	.667	16-20	36	1.3	34-1	9	14	7	9	93/3.4
2018-19	21-0	203/9.7	31-73	.425	12-39	.308	17-20	.850	11-11	22	1.0	16-0	3	12	2	3	91/4.3
2019-20	11-1	124/11.3	19-40	.475	7-19	.368	8-10	.800	9-10	19	1.7	7-0	5	7	1	1	53/4.8
<b>TOTAL</b>	<b>59-2</b>	<b>624/10.6</b>	<b>82-218</b>	<b>.376</b>	<b>36-117</b>	<b>.308</b>	<b>37-48</b>	<b>.771</b>	<b>36-41</b>	<b>77</b>	<b>1.3</b>	<b>57-1</b>	<b>17</b>	<b>33</b>	<b>10</b>	<b>13</b>	<b>237/4.0</b>



**ERIC STEYER**

**RSo. • G • 6-5, 170**  
Ames, Iowa

**Miscellaneous Stats**

Category	2019-20	Career
Double-Figure Points	-	-
Double-Digit Rebounds	-	-
Consecutive Games w/10+ points	-	-

**SEASON HIGHS**

FG:.....1 vs. Purdue Fort Wayne (12-22-19)  
 FGA:.....1 vs. Purdue Fort Wayne (12-22-19)  
 3FG:.....1 vs. Purdue Fort Wayne (12-22-19)  
 3FGA:.....1 vs. Purdue Fort Wayne (12-22-19)  
 FT:.....0  
 FTA:.....0  
 OReb:.....0  
 DReb:.....0  
 Reb:.....0  
 PF:.....0  
 Points:.....3 vs. Purdue Fort Wayne (12-22-19)  
 Assists:.....0  
 TO:.....0  
 Blocks:.....0  
 Steals:.....0  
 Min:.....2, twice

**CAREER HIGHS**

FG:.....1, twice  
 FGA:.....1, four times  
 3FG:.....1, twice  
 3FGA:.....1, four times  
 FT:.....0  
 FTA:.....0  
 OReb:.....1 vs. San Diego State (11-21-18)  
 DReb:.....1 vs. San Diego State (11-21-18)  
 Reb:.....2 vs. San Diego State (11-21-18)  
 PF:.....1 vs. San Diego State (11-21-18)  
 Points:.....3, twice  
 Assists:.....2 vs. San Diego State (11-21-18)  
 TO:.....0  
 Blocks:.....0  
 Steals:.....1 vs. Baylor (3-14-19)  
 Min:.....2, many times

Year	GP-GS	Min/Avg	Total		3-Point		FT-FTA	Rebounds				PF-FO	Ast	TO	Blk	Stl	Pts/Avg
			FG-FGA	Pct	FG-FGA	Pct		Pct	Off-Def	Tot	Avg						
2018-19	11-0	19/1.7	1-3	.333	1-3	.333	0-0	.000	1-1	2	0.2	1-0	5	0	0	1	3/0.3
2019-20	6-0	9/1.5	1-1	1.000	1-1	1.000	0-0	.000	0-0	0	0.0	0-0	0	0	0	0	3/0.5
<b>TOTAL</b>	<b>17-0</b>	<b>28/1.6</b>	<b>2-4</b>	<b>.500</b>	<b>2-4</b>	<b>.500</b>	<b>0-0</b>	<b>.000</b>	<b>1-1</b>	<b>2</b>	<b>0.1</b>	<b>1-0</b>	<b>5</b>	<b>0</b>	<b>0</b>	<b>1</b>	<b>6/0.4</b>



**SOLOMON YOUNG**

**RJr. • F • 6-8, 242**  
Sacramento, Calif.

**Miscellaneous Stats**

Category	2019-20	Career
Double-Figure Points	7	17
20+ Points	1	1
Double-Figure Rebounds	-	4
Double-Doubles	-	3
Consecutive Games Started	-	-
Consecutive Games w/10+ points	-	1
Consecutive Games w/10+ rebounds	-	-
Consecutive Double-Doubles	-	-

**SEASON HIGHS**

FG:.....7, twice  
 FGA:.....11 vs. Mississippi Valley State (11-5-19)  
 3FG:.....0  
 3FGA:.....1 vs. Kansas City (12-4-19)  
 FT:.....13 vs. Oklahoma State (1-22-20)  
 FTA:.....15 vs. Oklahoma State (1-22-20)  
 OReb:.....4 vs. Oklahoma State (1-22-20)  
 DReb:.....6 vs. Seton Hall (12-8-19)  
 Reb:.....9 vs. Oklahoma State (1-22-20)  
 PF:.....4, four times  
 Points:.....27 vs. Oklahoma State (1-22-20)  
 Assists:.....2, twice  
 TO:.....4 vs. Oklahoma State (1-22-20)  
 Blocks:.....3, twice  
 Steals:.....2 vs. Purdue Fort Wayne (12-22-19)  
 Min:.....30 vs. Oklahoma State (1-22-20)

**CAREER HIGHS**

FG:.....8 vs. Kansas State (2-15-17)  
 FGA:.....11 vs. Mississippi Valley State (11-5-19)  
 3FG:.....1, many times  
 3FGA:.....3 vs. Baylor (1-13-18)  
 FT:.....13 vs. Oklahoma State (1-22-20)  
 FTA:.....15 vs. Oklahoma State (1-22-20)  
 OReb:.....8 vs. Kansas State (2-15-17)  
 DReb:.....9 vs. Maryland Eastern Shore (12-20-17)  
 Reb:.....12, three times  
 PF:.....5, three times  
 Points:.....27 vs. Oklahoma State (1-22-20)  
 Assists:.....3 vs. Baylor (1-13-18)  
 TO:.....4 vs. Oklahoma State (1-22-20)  
 Blocks:.....4 vs. TCU (3-10-17)  
 Steals:.....4 vs. Oklahoma (2-10-18)  
 Min:.....34, twice

Year	GP-GS	Min/Avg	Total		3-Point		FT-FTA	Rebounds				PF-FO	Ast	TO	Blk	Stl	Pts/Avg
			FG-FGA	Pct	FG-FGA	Pct		Pct	Off-Def	Tot	Avg						
2016-17	30-12	524/17.5	54-84	.643	1-3	.333	24-40	.600	41-58	99	3.3	68-1	1	24	24	11	133/4.4
2017-18	26-26	708/27.2	71-146	.486	3-19	.158	43-60	.717	51-103	154	5.9	76-2	18	24	19	22	188/7.2
2018-19	4-0	27/6.8	3-6	.500	1-1	1.000	0-0	.000	1-5	6	1.5	3-0	0	0	0	1	7/1.8
2019-20	18-14	333/18.5	66-116	.569	0-1	.000	29-36	.806	25-39	64	3.6	34-0	10	20	13	9	161/8.9
<b>TOTAL</b>	<b>78-52</b>	<b>1592/20.4</b>	<b>194-352</b>	<b>.551</b>	<b>5-24</b>	<b>.208</b>	<b>96-136</b>	<b>.706</b>	<b>118-205</b>	<b>323</b>	<b>4.1</b>	<b>181-3</b>	<b>29</b>	<b>68</b>	<b>56</b>	<b>43</b>	<b>489/6.3</b>



**NATE JENKINS**

Fr. • G • 6-2, 199  
Delafield, Wis.


**Miscellaneous Stats**

Category	2019-20	Career
Double-Figure Points	-	-

Career Stats	Total		3-Point		Rebounds													
	Year	GP-GS	Min/Avg	FG-FGA	Pct	FG-FGA	Pct	FT-FTA	Pct	Off-Def	Tot	Avg	PF-FO	Ast	TO	Blk	Stl	Pts/Avg
2019-20	6-0	8/1.3	0-2	.000	0-2	.000	0-0	.000	0-1	1	0.2	1-0	0	0	0	0	0	0/0.0
TOTAL	6-0	8/1.3	0-2	.000	0-2	.000	0-0	.000	0-1	1	0.2	1-0	0	0	0	0	0	0/0.0

**SEASON HIGHS**

FG: .....0  
 FGA: .....1, twice  
 3FG: .....0  
 3FGA: .....1, twice  
 FT: .....0  
 FTA: .....0  
 OReb: .....0  
 DReb: .....1 vs. Purdue Fort Wayne (12-22-19)  
 Reb: .....1 vs. Purdue Fort Wayne (12-22-19)  
 PF: .....1 vs. Southern Miss (11-19-19)  
 Points: .....0  
 Assists: .....0  
 TO: .....0  
 Blocks: .....0  
 Steals: .....0  
 Min: .....2, twice



**RASIR BOLTON**

So. • G • 6-3, 183  
Petersburg, Va.

**Miscellaneous Stats**

Category	2019-20	Career
Double-Figure Points	12	32
20+ Points	5	9
Double-Figure Rebounds	-	-
Double-Doubles	-	-
5+ Assists	4	6
Consecutive Games Started		18
Consecutive Games w/10+ points		1
Consecutive Games w/20+ points		1
Consecutive Double-Doubles		-
Consecutive Games with a 3-pointer		1
Consecutive Free Throws Made		1

**SEASON HIGHS**

FG: .....10, twice  
 FGA: .....17, twice  
 3FG: .....5 vs. Alabama (11-28-19)  
 3FGA: .....8 vs. Oklahoma (1-11-20)  
 FT: .....10 vs. Kansas City (12-4-19)  
 FTA: .....11 vs. Kansas City (12-4-19)  
 OReb: .....1, many times  
 DReb: .....8 vs. Oklahoma State (1-22-20)  
 Reb: .....9 vs. Oklahoma State (1-22-20)  
 PF: .....4 vs. TCU (1-4-20)  
 Points: .....29 vs. Florida A&M (12-31-19)  
 Assists: .....6, twice  
 TO: .....5, twice  
 Blocks: .....1 vs. Iowa (12-12-19)  
 Steals: .....4 vs. Michigan (11-27-19)  
 Min: .....40 vs. Oklahoma State (1-22-20)

**CAREER HIGHS**

FG: .....10, twice  
 FGA: .....17, twice  
 3FG: .....7 vs. Colgate (12-8-18)  
 3FGA: .....9, three times  
 FT: .....10, twice  
 FTA: .....11, twice  
 OReb: .....2, many times  
 DReb: .....8 vs. Oklahoma State (1-22-20)  
 Reb: .....9 vs. Oklahoma State (1-22-20)  
 PF: .....4, four times  
 Points: .....29 vs. Florida A&M (12-31-19)  
 Assists: .....6, three times  
 TO: .....8 vs. Duquesne (12-19-18)  
 Blocks: .....1, three times  
 Steals: .....4 vs. Michigan (11-27-19)  
 Min: .....40 vs. Oklahoma State (1-22-20)

Career Stats	Total		3-Point		Rebounds												
	Year	GP-GS	Min/Avg	FG-FGA	Pct	FG-FGA	Pct	FT-FTA	Pct	Off-Def	Tot	Avg	PF-FO	Ast	TO	Blk	Stl
2018-19	32-9	861/26.9	113-295	.383	52-144	.361	92-105	.876	20-44	64	2.0	61-0	47	83	2	20	370/11.6
2019-20	18-18	560/31.1	86-202	.426	26-79	.329	66-79	.835	9-57	66	3.7	34-0	53	44	1	17	264/14.7
TOTAL	50-27	1421/28.4	199-497	.400	78-223	.350	158-184	.859	29-101	130	2.6	95-0	100	127	3	37	634/12.7




RADIO/TV CHART




**Zion Griffin**  
(ZY-on)  
F • 6-6 • 217 • So.  
Darien, Ill.




**Caleb Grill**  
G • 6-3 • 192 • Fr.  
Maize, Kan.




**Tre Jackson**  
G • 6-1 • 176 • Fr.  
Columbia, S.C.



**George Conditt IV**  
F • 6-10 • 223 • So.  
Chicago, Ill.



**Prentiss Nixon**  
G • 6-2 • 188 • RSr.  
Bolingbrook, Ill.



**Michael Jacobson**  
F • 6-9 • 240 • Sr.  
Waukee, Iowa



**Javan Johnson**  
(JAY-ven)  
F • 6-6 • 195 • Jr.  
Decatur, Ala.




**Carter Boothe**  
(Rhymes with tooth)  
G • 6-1 • 199 • So.  
Leon, Iowa




**Tyrese Haliburton**  
G • 6-5 • 175 • So.  
Oshkosh, Wis.



**Nate Schuster**  
(SHOE-ster)  
G • 6-4 • 187 • So.  
Menomonee Falls, Wis.



**Terrence Lewis**  
G • 6-6 • 205 • So.  
Milwaukee, Wis.




**Eric Steyer**  
(STY-er)  
G • 6-5 • 170 • RSo.  
Ames, Iowa



**Solomon Young**  
F • 6-8 • 242 • Rjr.  
Sacramento, Calif.



**Nate Jenkins**  
G • 6-2 • 199 • Fr.  
Delafield, Wis.



**Rasir Bolton**  
(RAHJ-sheer BOWL-ton)  
G • 6-3 • 183 • So.  
Petersburg, Va.



**Steve Prohm**  
(Rhymes with Rome)  
Head Coach  
5th Year at ISU



**James Kane**  
Assistant Coach  
2nd Year at ISU



**Daniyal Robinson**  
(dan-YELL)  
Assistant Coach  
5th Year at ISU



**William Small**  
Assistant Coach  
5th Year at ISU

@CYCLONEMBB • NCAA APPEARANCES: '44, '85, '86, '88, '89, '92, '93, '95, '96, '97, '00, '01, '05, '12, '13, '14, '15, '16, '17, '19

CYCLONE SEASON BOX SCORES



Official Basketball Box Score - Final  
Mississippi Valley State at Iowa State  
11/06/19 James H. Hilton Coliseum, Ames  
2019-20 Men's Basketball

Game Time: 1:06 AM  
Game Duration: 1:35  
Attendance: 13,744

Officials: Gary Maxwell, Rodrick Dixon, Craig Murray

Mississippi Valley State - 74  
Record: 0-1

NO.	Name	Min	FG	3P	FT	Rebounds	Fouls	TP	AS	TO	ST	Blocks	+/-
			M/A	M/A	M/A	OR DR TOT	PF	FD				BS BA	
00	Jordan Lyons	F 31:29	4-7	0-1	1-2	3 7 10	1 2	9	0	6	0	0 2	-32
5	Richard Rivers Jr.	F 24:52	4-11	4-11	0	1 3 4	1 0	12	1	3	0	0 0	-24
33	Brandon Kimble	F 24:39	3-8	2-2	1-4	2 6 8	0 2	9	1	0	0	0 2	-24
1	Michael Green	G 30:50	10-19	1-1	1-2	2 1 3	4 1	22	8	5	2	0 0	-18
3	Caleb Hunter	G 30:17	3-12	1-7	0-0	0 2 2	0 1	7	0	4	0	0 1	-36
32	Gabriel Samaha	11:18	0-1	0-0	0-0	1 1 1	0 0	2	1	0	0	0 0	-15
10	Quinton Alston	24:09	3-7	2-4	0-0	2 5 7	2 2	8	0	0	0	0 0	-14
2	Torico Simmons	15:38	2-5	0-0	0-0	0 0 0	0 0	4	1	1	1	0	-11
11	Richard Jones	03:24	0-2	0-1	0-0	0 0 0	0 0	0	0	0	0	0 0	-3
35	Dario Milejevic	03:24	1-1	1-1	0-0	0 0 0	0 0	1	0	3	0	0 0	-3
Team						1 4 5	0	0					
<b>Totals</b>		30:73	11-29	3-8	11 29	40	9 8	74	13	21	3	0 7	-36

Technical Fouls: NONE

Shooting By Period

1st FG%	13-30 43.3%
3PT%	6-14 42.9%
FT%	1-2 50%
2nd FG%	17-43 39.5%
3PT%	5-15 33.3%
GM FG%	30-73 41.1%
3PT%	11-29 37.9%
FT%	3-8 37.5%

Dead Ball Rebounds: 3, 0

Official Basketball Box Score - Final  
Iowa State at Oregon State  
11/09/19 Gill Coliseum, Corvallis, Ore.  
2019-20 Men's Basketball

Game Time: 1:30 PM  
Game Duration: 1:49  
Attendance: 5,173

Officials: Chris Rustator, Moo Reed, Cery Ralston

Iowa State - 74  
Record: 1-1

NO.	Name	Min	FG	3P	FT	Rebounds	Fouls	TP	AS	TO	ST	Blocks	+/-
			M/A	M/A	M/A	OR DR TOT	PF	FD				BS BA	
12	Michael Jacobson	F 25:04	4-11	1-2	0-0	7 2 9 4	0 9	0	1	1	0	0 2	-7
33	Solomon Young	F 18:09	3-7	0-0	1-2	2 0 2 1	1 7	0	3	0	0	1 0	-6
11	Prentiss Nixon	G 32:35	2-11	0-5	0-0	1 2 3 4 2	4 4	3	1	1	0	1 0	-8
22	Tyrese Haliburton	G 40:00	6-11	2-5	1-3	1 6 7 1	1 15	12	0	2	0	0 0	-6
45	Rasir Bolton	G 31:39	6-15	1-5	3-3	1 3 4 3	4 16	1	1	0	2	0 2	-10
4	George Condit	G 20:42	6-7	0-0	2-3	0 6 6 1	2 14	1	2	0	5	0 5	-5
0	Zion Griffin	11:53	2-3	2-3	0-0	0 0 0 1	1 2	0	0	0	0	0 0	-3
3	Tre Jackson	19:58	1-3	1-1	0-0	0 0 0 1	6 3	1	2	0	0	0 0	-1
Team						1 1 2	0	0					
<b>Totals</b>		30:68	7-21	7-11	13 21	34	17 10	74	18	10	4	5 6	-8

Technical Fouls: NONE

Shooting By Period

1st FG%	13-37 35.1%
3PT%	3-11 27.3%
FT%	5-5 100%
2nd FG%	17-31 54.8%
3PT%	4-10 40.0%
FT%	2-6 33.3%
GM FG%	30-68 44.1%
3PT%	7-21 33.3%
FT%	7-11 63.6%

Dead Ball Rebounds: 2, 0

Iowa State - 110  
Record: 1-0

NO.	Name	Min	FG	3P	FT	Rebounds	Fouls	TP	AS	TO	ST	Blocks	+/-
			M/A	M/A	M/A	OR DR TOT	PF	FD				BS BA	
12	Michael Jacobson	F 21:38	8-13	3-5	1-2	4 5 9	2 1	20	0	1	0	0 0	26
33	Solomon Young	F 21:38	6-11	0-0	0-0	2 2 4 1	1 0	12	2	1	0	0 0	26
11	Prentiss Nixon	G 27:03	5-11	2-5	4-6	0 5 5	0 5	16	4	0	4	0 0	13
22	Tyrese Haliburton	G 30:18	5-10	2-5	0-0	2 5 7	1 0	12	14	3	6	1 0	28
45	Rasir Bolton	G 19:21	3-8	1-4	2-2	1 5 6	0 1	9	5	0	1	0 0	24
00	Zion Griffin	16:20	5-9	1-4	0-0	2 4 6	0 0	11	1	2	2	0 0	13
3	Tre Jackson	17:18	4-10	3-8	0-0	2 2 2	2 1	11	1	1	0	0 0	32
4	George Condit	18:22	5-6	0-1	0-1	3 4 7	2 1	10	1	2	0	3 0	10
2	Caleb Grill	13:59	3-5	1-2	0-0	1 1 2	0 0	7	3	0	2	1 0	26
24	Terrence Lewis	05:55	1-2	0-0	0-0	0 0 0	0 0	2	1	0	0	0 0	-2
15	Carter Boothe	02:02	0-1	0-0	0-0	0 0 0	0 0	0	0	1	0	0 0	-3
23	Nate Schuster	02:02	0-1	0-0	0-0	0 0 0	0 0	0	0	0	0	0 0	-3
25	Eric Steyer	02:02	0-0	0-0	0-0	0 0 0	0 0	0	0	0	0	0 0	-3
34	Nate Jenkins	02:02	0-0	0-0	0-0	0 0 0	0 0	0	0	0	0	0 0	-3
Team						0 1 1	0	0					
<b>Totals</b>		45:87	13-35	7-11	15 34	49	8 9	110	32	10	15	7 0	36

Technical Fouls: NONE

Shooting By Period

1st FG%	24-49 49.0%
3PT%	5-19 26.3%
FT%	3-5 60.0%
2nd FG%	21-38 55.3%
3PT%	3-16 18.8%
FT%	4-6 66.7%
GM FG%	45-87 51.7%
3PT%	13-35 37.1%
FT%	7-11 63.6%

Dead Ball Rebounds: 2, 0

Biggest lead: 1 (1st 18:58), 39 (2nd 2:02)

Best Scoring Run: 8 (1st 14:29), 17 (1st 6:55)

Lead Changes: 2

Times Tied: 0

Time with Lead: 00:46, 38:56

Points from Turnovers: 3 35

Paint: 22 62

Second Chance: 11 22

Fast Breaks: 0 16

Bench: 15 41

Period by Period Scoring

	1st	2nd	TOT
MVS	33	41	74
ISU	56	54	110

Oregon State - 80  
Record: 2-0

NO.	Name	Min	FG	3P	FT	Rebounds	Fouls	TP	AS	TO	ST	Blocks	+/-
			M/A	M/A	M/A	OR DR TOT	PF	FD				BS BA	
3	Tres Tinkle	F 34:20	10-16	6-8	1-3	2 9 11	2 5	27	4	3	0	3 1	9
4	Alfred Hollis	F 21:59	3-5	1-3	0-0	1 1 2	1 0	7	0	3	2	0 0	-11
24	Kylor Kelley	F 32:11	5-9	0-0	5-5	2 5 7	2 5	15	2	1	0	3 1	13
5	Ethan Thompson	G 34:52	3-11	1-3	2-4	1 3 4	2 0	3	9	7	3	2 0	2 7
11	Zach Reichle	G 22:21	4-6	3-4	0-0	2 5 7	2 1	11	2	2	0	0 0	6
15	Payton Dastrup	02:17	0-2	0-1	0-0	0 0 0	0 0	0	1	0	0	0 0	-4
13	Antoine Vernon	14:42	0-0	0-0	0-0	0 0 1	2 0	0	2	1	0	0 0	4
1	Sean Miller-More	02:50	0-0	0-0	0-0	0 0 0	0 0	0	0	1	0	0 0	-2
0	Gianni Hunt	11:10	1-5	0-0	1-3	0 1 1	0 1	3	1	1	1	0 1	6
2	Ryan Lucas	17:10	1-2	1-2	0-0	0 0 0	0 0	3	0	0	0	0 0	5
12	Roman Silva	06:08	2-3	0-0	1-2	2 1 3	1 2	5	0	0	0	0 0	-3
Team						2 1 3	0	0					
<b>Totals</b>		29:59	12-21	10-17	12 27	39	10 17	80	20	14	5	6 5	6

Technical Fouls: NONE

Biggest lead: 4 (1st 11:49), 14 (1st 1:04)

Best Scoring Run: 8 (1st 13:36), 15 (1st 6:08)

Lead Changes: 8

Times Tied: 4

Time with Lead: 04:09, 32:58

Points from Turnovers: 8 11

Paint: 38 32

Second Chance: 12 11

Fast Breaks: 8 5

Bench: 23 11

Period by Period Scoring

	1st	2nd	TOT
ISU	34	40	74
OSU	43	37	80

Official Basketball Box Score - Final  
Northern Illinois at Iowa State  
11/12/19 James H. Hilton Coliseum, Ames, Iowa  
Iowa State vs. Northern Illinois

Game Time: 7:06 PM  
Game Duration: 1:58  
Attendance: 13,762

Officials: Joe DeRosa, Byron Jarrett, Brooke Wald

Official Basketball Box Score - Final  
Southern Miss at Iowa State  
11/19/19 James H. Hilton Coliseum, Ames, Iowa  
Iowa State vs. Southern Miss

Game Time: 7:06 PM  
Game Duration: 1:59  
Attendance: 13,910

Officials: Doug Simms, Mike Exles, Chris Rustator

Northern Illinois - 52  
Record: 0-2

NO.	Name	Min	FG	3P	FT	Rebounds	Fouls	TP	AS	TO	ST	Blocks	+/-
			M/A	M/A	M/A	OR DR TOT	PF	FD				BS BA	
4	Lacey James	F 27:57	2-6	0-1	1-2	1 4 5	2 3	5	0	1	1	0 1	-10
25	Nathan Scott	F 09:24	0-1	0-0	3-4	5 0 0	0 0	2	1	0	0	0 0	-1
1	Trendon Hankerson	G 26:14	2-5	2-2	0-0	3 1 3	1 6	1	3	0	1	0 0	-15
10	Eugene German	G 33:57	8-27	3-11	5-6	1 5 6	2 4	24	1	3	1	0 4	-9
22	Rod Henry-Hayes	G 19:47	2-8	1-4	1-2	0 1 1	0 1	6	0	1	1	0 1	0
0	Chris Johnson	18:39	0-0	0-0	1-2	3 2 5	3 2	1	0	1	1	0 0	-13
2	Garres Daow	20:56	1-1	0-0	0-2	5 7	1 2	2	0	4	0	0 0	-18
5	Zaire Mateen	06:03	0-2	0-0	0-0	0 0 0	0 0	0	0	2	0	0 0	-9
23	Tyler Cochran	21:33	2-5	1-2	0-0	2 2 4	1 0	5	1	2	0	0 0	-2
32	Keenan Cole	15:30	1-5	0-1	1-2	2 4 6	1 2	3	0	0	1	2	-13
Team						3 1 4	0	0					
<b>Totals</b>		18:60	7-24	9-16	19 28	47	19 15	52	3	20	5	2 8	-18

Technical Fouls: German 1st 9:30

Shooting By Period

1st FG%	12-27 44.4%
3PT%	4-9 44.4%
FT%	6-11 54.5%
2nd FG%	6-33 18.2%
3PT%	3-15 20.0%
FT%	3-5 60%
GM FG%	18-60 30.0%
3PT%	7-24 29.2%
FT%	9-16 56.3%

# @CYCLONEMBB • 14 CONFERENCE CHAMPIONSHIPS • 40 NBA DRAFT PICKS • 26 ALL-AMERICANS

## CYCLONE SEASON BOX SCORES



Official Basketball Box Score - Final  
**Iowa St. at Michigan**  
11/27/19 Atlantis Imperial Arena, Paradise Island  
2019-20 Men's Basketball

Game Time: 5:00 PM  
Game Duration: 2:14  
Attendance: 1,531

Officials: Jamie Luckie, Bert Smith, Todd Austin

Iowa St. - 76

Record: 3-2

NO.	Name	Min	FG		3P		FT		Rebounds		Fouls		TP	AS	TO	ST	Blocks		+/-
			M	A	M	A	OR	DR	OR	DR	PF	FD					BS	BA	
12	Michael Jacobson	F	27	05	2-5	0-0	4-4	2	6	8	3	3	8	0	0	1	2	0	-3
33	Solomon Young	F	23	27	5-9	0-0	2-2	0	2	2	2	4	12	1	1	0	0	0	1
11	Prentiss Nixon	G	38	12	6-15	2-8	0-2	0	1	1	4	14	5	2	2	0	0	0	-1
22	Tyrese Haliburton	G	40	00	11-24	3-10	0-1	3	6	9	2	21	5	2	4	1	0	-7	
45	Rasir Bolton	G	28	54	3-9	0-2	4-6	1	3	4	3	3	10	2	1	4	0	-5	
2	Caleb Grill	21	04	1-2	0-1	0-1	0	1	1	2	2	0	0	0	0	0	0	0	
4	George Condit	12	44	2-5	0-0	1-1	1	0	1	1	2	5	0	2	0	1	2	-12	
0	Zion Griffin	02	05	0-0	0-0	0-0	0	0	0	0	2	0	0	1	0	0	0	-7	
3	Tre Jackson	05	29	0-0	0-0	0-0	0	0	1	1	0	1	0	1	0	1	0	0	
Team																			
Totals			30:59	5:21	11:17	7:21	28	17	19	76	14	9	15	4	3	7			

Shooting By Period		
1 <sup>st</sup>	FG%	16-37 43.2%
2 <sup>nd</sup>	FG%	14-32 43.8%
3 <sup>rd</sup>	FG%	3-11 27.3%
FT%		8-14 57.1%
GM FG%		30-69 43.5%
3PT%		5-21 23.8%
FT%		11-17 64.7%
Dead Ball Rebounds:		3:0

Technical Fouls: Coach 2<sup>nd</sup> 8:18

Michigan - 83

Record: 5-0

NO.	Name	Min	FG		3P		FT		Rebounds		Fouls		TP	AS	TO	ST	Blocks		+/-
			M	A	M	A	OR	DR	OR	DR	PF	FD					BS	BA	
2	Isiah Livers	F	34	08	5-13	3-6	4-5	0	4	4	2	3	17	1	2	1	0	1	4
15	Jon Teske	C	15	44	4-6	1-2	2-2	0	6	6	4	3	11	1	3	1	1	1	4
3	Zavier Simpson	G	34	46	4-4	0-0	2-4	0	7	7	2	4	10	13	8	1	0	15	
21	Franz Wagner	G	22	33	2-5	2-3	0-0	0	3	3	5	0	6	1	0	0	1	7	
55	Eli Brooks	G	29	25	2-5	1-3	3-4	0	3	3	0	4	8	2	3	1	0	2	
11	Colin Castleton	17	26	5-7	0-1	0-1	2-2	0	2	2	1	10	0	2	0	1	1	-1	
00	David DeJulius	21	54	5-6	2-3	2-2	0	3	3	1	1	14	0	1	0	0	0	1	
5	Adrien Nunez	07	00	1-2	1-2	0-0	0	0	0	0	0	3	0	0	1	0	0	-1	
00	David DeJulius	21	54	5-6	2-3	2-2	0	3	3	1	1	14	0	1	0	0	0	1	
51	Austin Davis	06	50	1-1	0-0	0-0	1	1	2	2	0	2	0	1	0	0	0	0	
23	Brandon Johns Jr.	10	14	1-3	0-1	0-0	0	5	5	1	0	2	0	2	0	0	0	0	
Team																			
Totals			30:52	10:21	13:18	5:34	39	19	16	83	18	22	5	3	4	7			

Shooting By Period		
1 <sup>st</sup>	FG%	15-28 53.6%
2 <sup>nd</sup>	FG%	15-24 62.5%
3 <sup>rd</sup>	FG%	6-9 66.7%
FT%		6-10 60%
GM FG%		30-52 57.7%
3PT%		10-21 47.6%
FT%		13-18 72.2%
Dead Ball Rebounds:		1:1

Technical Fouls: NONE

IST	MIC
9 (1 <sup>st</sup> 13:46)	15 (2 <sup>nd</sup> 7:59)
10 (1 <sup>st</sup> 15:37)	10 (1 <sup>st</sup> 11:37)
7	
3	
06:57	31:24

Points from	Turnovers	IST	MIC	Period by Period Scoring		
				1st	2nd	TOT
29	9					
38	26					
3	6					
22	20					
7	31					
41	42					
83						



Official Basketball Box Score - Final  
**Alabama at Iowa St.**  
11/28/19 Atlantis Imperial Arena, Paradise Island  
2019-20 Men's Basketball

Game Time: 11:30 PM  
Game Duration: 2:03  
Attendance: 1,299

Officials: Tony Padilla, Jeb Harless, Tim Gatts

Alabama - 89

Record: 2-4

NO.	Name	Min	FG		3P		FT		Rebounds		Fouls		TP	AS	TO	ST	Blocks		+/-
			M	A	M	A	OR	DR	OR	DR	PF	FD					BS	BA	
3	Alex Reese	F	15	16	2-5	1-3	0-0	0	4	4	0	4	0	1	1	1	1	0	6
30	Galen Smith	F	24	07	2-7	0-0	0-0	0	2	3	5	0	0	4	0	2	0	1	-2
1	Herbert Jones	G	21	25	4-7	0-0	1-2	2	4	6	5	4	9	3	2	0	1	5	
2	Kira Lewis Jr.	G	33	49	3-13	0-4	2-2	2	2	4	2	1	8	5	4	1	0	-8	
23	John Petty Jr.	G	32	42	11-22	6-9	6-6	8	4	12	2	5	34	0	3	1	1	-3	
0	Javian Davis	15	05	1-2	0-0	5-6	1	4	5	1	3	7	2	1	0	0	0	-12	
5	Jaden Shackelford	21	51	1-4	1-3	1-2	0	2	2	1	4	1	2	1	0	0	0	-28	
11	James Bolden	20	11	4-10	2-4	0-0	1	1	2	2	2	10	0	1	0	0	0	-17	
12	Jaylen Forbes	12	22	2-3	1-2	0-0	2	2	4	2	0	5	1	0	0	0	0	-12	
15	Tyler Barnes	00	48	0-0	0-0	0-0	0	0	0	0	0	0	0	0	0	0	0	-1	
21	Britton Johnson	00	48	1-1	1-1	0-0	0	0	0	0	0	0	0	0	0	0	0	-1	
25	Adam Cottrell	00	48	0-0	0-0	0-0	0	0	0	0	0	0	0	0	0	0	0	-1	
35	Raymond Hawkins	00	48	0-0	0-0	0-0	0	0	0	0	0	0	0	0	0	0	0	-1	
Team																			
Totals			31:74	12:26	15:18	18	26	44	20	16	89	13	17	8	3	8	15		

Shooting By Period		
1 <sup>st</sup>	FG%	12-37 32.4%
2 <sup>nd</sup>	FG%	19-37 51.4%
3 <sup>rd</sup>	FG%	7-13 53.8%
FT%		8-10 80%
GM FG%		31-74 41.9%
3PT%		12-26 46.2%
FT%		15-18 83.3%
Dead Ball Rebounds:		2:1

Technical Fouls: NONE

Iowa St. - 104

Record: 4-2

NO.	Name	Min	FG		3P		FT		Rebounds		Fouls		TP	AS	TO	ST	Blocks		+/-
			M	A	M	A	OR	DR	OR	DR	PF	FD					BS	BA	
12	Michael Jacobson	F	29	09	4-12	1-2	2-4	2	6	8	2	2	11	1	0	0	0	1	12
33	Solomon Young	F	19	21	4-9	0-0	1-1	0	1	1	1	2	9	0	0	0	3	2	1
11	Prentiss Nixon	G	30	25	5-11	2-5	3-5	1	0	1	3	5	15	1	2	2	0	0	0
22	Tyrese Haliburton	G	33	20	7-11	4-7	5-5	3	8	11	2	3	23	9	3	1	0	0	1
45	Rasir Bolton	G	25	26	7-11	5-7	3-3	0	1	1	1	2	9	3	5	0	0	0	13
2	Caleb Grill	06	38	0-3	0-2	0-0	0	0	0	0	2	0	0	0	1	0	0	9	
4	George Condit	20	39	5-5	0-0	1-4	1	3	4	3	11	0	1	4	0	1	4	14	
0	Zion Griffin	06	33	1-2	0-1	0-0	1	2	3	0	1	2	0	1	0	0	0	2	
3	Tre Jackson	25	41	2-4	2-4	2-2	0	2	2	1	8	2	0	1	0	0	0	23	
24	Terrence Lewis	00	48	1-1	1-1	0-0	0	0	0	0	0	3	0	0	0	0	0	1	
Team																			
Totals			36:59	15:29	17:24	9	26	35	16	20	104	16	11	5	8	3	15		

Shooting By Period		
1 <sup>st</sup>	FG%	20-40 50.0%
2 <sup>nd</sup>	FG%	16-29 55.2%
3 <sup>rd</sup>	FG%	6-12 50.0%
FT%		15-21 71.4%
GM FG%		36-69 52.2%
3PT%		15-29 51.7%
FT%		17-24 70.8%
Dead Ball Rebounds:		4:0

Technical Fouls: NONE

ALA	IST
10 (1 <sup>st</sup> 16:56)	20 (2 <sup>nd</sup> 12:22)
9 (1 <sup>st</sup> 18:24)	14 (2 <sup>nd</sup> 12:22)
8	
3	
10:00	28:52

Points from	Turnovers	ALA	IST	Period by Period Scoring		
				1st	2nd	TOT
13	24					
36	34					
14	4					
12	13					
29	24					
51	53					
104						



Official Basketball Box Score - Final  
**Seton Hall at Iowa St.**  
11/30/19 Atlantis Imperial Arena, Paradise Island  
2019-20 Men's Basketball

Game Time: 12:00 AM  
Game Duration: 2:09  
Attendance: 2,650

Officials: Gerry Pollard, Raymie Slyons, Chance Moore

Seton Hall - 84

Record: 6-2

NO.	Name	Min	FG		3P		FT		Rebounds		Fouls		TP	AS	TO	ST	Blocks		+/-
			M	A	M	A	OR	DR	OR	DR	PF	FD					BS	BA	
23	Sandro Mamiakelashvili	F	33	08	7-10	3-4	1-2	3	3	6	3	3	18	1	1	1	2	0	6
35	Romaro Gill	C	19	33	3-4	0-0	1-2	3	5	2	1	7	1	1	0	0	0	0	2
00	Quincy McKnight	G	28	15	5-6	0-0	2-3	0	3	3	1	12	5	4	3	0	0	13	
13	Myles Powell	G	32	25	9-19	4-10	2-3	0	4	4	1	4	24	2	4	1	0	2	4
22	Myles Cale	G	26	32	4-7	0-2	0-0	1	1	1	1	0	8	4	2	1	0	0	12
33	Shavar Reynolds	20	06	2-5	1-2	0-0	1	2	3	0	0	5	0	2	1	0	0	7	
21	Ike Obiagu	07	05	0-1	0-0	0-0	1	1	2	0	0	0	0	0	1				

@CYCLONEMBB • NCAA APPEARANCES: '44, '85, '86, '88, '89, '92, '93, '95, '96, '97, '00, '01, '05, '12, '13, '14, '15, '16, '17, '19

CYCLONE SEASON BOX SCORES

Official Basketball Box Score - Final  
Seton Hall at Iowa State  
12/08/19 James H. Hilton Coliseum Ames, Iowa  
Iowa State vs. #16 Seton Hall

Game Time: 8:05 PM  
Game Duration: 2:05  
Attendance: 14,289

Officials: James Broeding, Jeffery Anderson, Brent Hampton

NO. Name		Min	FG		3P		FT		Rebounds		Fouls		TP	AS	TO	ST	Blocks		+/-							
			M/A	M/A	M/A	M/A	OR	DR	PF	FD	BS	BA														
23	Sandro Mamukelashvili	04:47	0-1	0-1	0-0	0	0	0	0	0	0	0	0	0	0	0	0	0	0	3						
12	Ke Obiang	12:10	1-2	0-0	1-2	0	5	5	4	2	3	0	1	0	0	0	0	0	0	0						
00	Quincy McKnight	G 25:04	3-9	1-6	2-2	0	0	0	2	1	9	3	2	3	0	0	0	0	-11							
12	Myles Powell	G 32:38	7-20	4-11	1-2	1	7	8	5	4	19	3	5	4	0	1	0	1	-8							
22	Myles Cale	G 25:29	3-7	1-2	2-3	1	3	4	2	3	9	0	1	1	0	1	0	1	-12							
33	Shavar Reynolds	15:02	3-7	1-3	0-0	0	2	2	3	2	7	1	0	0	0	1	0	0	-1							
35	Romaro Gill	22:25	4-4	0-0	0-0	4	0	4	3	1	8	0	4	0	2	0	0	0	-10							
2	Anthony Nelson	18:37	1-4	0-0	2-3	0	2	2	2	2	4	4	1	1	0	3	0	0	0							
4	Tyrese Samuel	17:59	1-5	1-3	0-0	0	2	2	3	1	3	0	1	0	1	0	0	0	-9							
14	Jared Rhoden	25:49	2-9	0-4	0-0	3	5	8	3	1	4	1	1	0	1	0	1	-7								
Team									4		1		5		0		0									
<b>Totals</b>									<b>25-68</b>		<b>8-30</b>		<b>13</b>		<b>27</b>		<b>17</b>		<b>66</b>		<b>12</b>		<b>20</b>		<b>10</b>	

Technical Fouls: NONE

NO. Name		Min	FG		3P		FT		Rebounds		Fouls		TP	AS	TO	ST	Blocks		+/-											
			M/A	M/A	M/A	M/A	OR	DR	PF	FD	BS	BA																		
12	Michael Jacobson	F 26:51	2-7	0-2	1-1	4	6	10	0	1	5	1	3	0	0	0	0	1	13											
33	Solomon Young	F 17:11	4-8	0-0	0-0	1	6	7	4	0	8	1	2	1	1	1	1	2												
11	Prentiss Nixon	G 35:38	2-7	1-4	5-7	0	2	2	3	6	10	3	2	3	0	0	0	9												
22	Tyrese Halliburton	G 40:00	6-12	2-5	3-4	3	3	6	0	4	17	5	2	0	1	0	1	0												
45	Rasir Bolton	G 36:40	4-11	1-4	8-10	1	7	8	3	6	17	1	3	2	0	0	0	11												
3	Tre Jackson	14:03	0-3	0-1	0-0	0	1	1	2	0	1	2	1	2	0	0	0	-1												
4	George Conditt	19:17	5-8	0-0	7-8	2	4	6	3	7	17	1	2	1	5	0	4													
0	Zion Griffin	02:24	0-1	0-1	0-0	0	0	0	0	0	0	0	0	0	1	1	0	-3												
2	Caleb Grill	07:56	0-3	0-2	2-3	0	0	0	3	1	2	0	0	0	0	0	0	5												
Team									0		0		3		0		0													
<b>Totals</b>									<b>23-60</b>		<b>4-19</b>		<b>26-33</b>		<b>11</b>		<b>32</b>		<b>17</b>		<b>27</b>		<b>13</b>		<b>16</b>		<b>9</b>		<b>2</b>	

Technical Fouls: NONE

SHU		ISU	
<b>Biggest lead</b>	8 (1 <sup>st</sup> 9:49)	10 (2 <sup>nd</sup> 0:58)	
<b>Best Scoring Run</b>	6 (1 <sup>st</sup> 10:24)	7 (2 <sup>nd</sup> 5:30)	
<b>Lead Changes</b>	8		
<b>Times Tied</b>	3		
<b>Time with Lead</b>	18:28	21:04	

Game Notes: Big 12BG EAST Bats • Fouled Out: SHU#13 Powell (05:4) +

Points from	SHU	ISU	Period by Period Scoring			
			1st	2nd	TOT	
Turnovers	6	14	SHU	26	40	66
Paint	32	30	ISU	28	48	76
Second Chance	9	14				
Fast Breaks	4	8				
Bench	26	19				

Points from	IOW	ISU	Period by Period Scoring			
			1st	2nd	TOT	
Turnovers	8	17	IOW	39	45	84
Paint	34	42	ISU	24	44	68
Second Chance	18	15				
Fast Breaks	4	10				
Bench	15	13				

NO. Name		Min	FG		3P		FT		Rebounds		Fouls		TP	AS	TO	ST	Blocks		+/-															
			M/A	M/A	M/A	M/A	OR	DR	PF	FD	BS	BA																						
55	Luka Garza	C 34:16	9-16	1-3	2-3	6	5	11	2	6	21	3	0	0	1	2	17																	
3	Jordan Bohannon	G 26:39	2-12	2-7	6-8	0	5	5	2	4	12	3	3	2	0	0	6																	
5	CJ Fredrick	G 32:15	4-8	3-6	0-0	0	0	0	2	0	11	0	0	2	0	0	19																	
10	Joe Wieskamp	G 32:23	5-10	2-6	1-1	2	6	8	0	1	13	0	1	2	0	1	15																	
30	Connor McCaffery	G 30:54	3-6	1-3	5-5	1	6	7	1	2	12	2	1	1	0	1	4																	
1	Joe Toussaint	14:38	2-3	0-1	2-2	0	1	1	1	2	6	4	2	0	0	0	0																	
15	Ryan Krieger	17:29	3-6	1-1	1-1	3	3	6	2	1	8	1	2	0	0	0	8																	
35	Cordell Plempsis	04:23	0-3	0-0	0-0	1	0	1	1	0	0	0	1	0	0	1	2																	
4	Bakari Evlynn	07:03	0-1	0-1	1-2	1	0	1	0	1	1	0	1	1	0	0	-1																	
Team									1		1		2		0		0																	
<b>Totals</b>									<b>28-65</b>		<b>10-28</b>		<b>18-20</b>		<b>15</b>		<b>27</b>		<b>11</b>		<b>77</b>		<b>13</b>		<b>11</b>		<b>8</b>		<b>1</b>		<b>5</b>		<b>16</b>	

Technical Fouls: NONE

NO. Name		Min	FG		3P		FT		Rebounds		Fouls		TP	AS	TO	ST	Blocks		+/-															
			M/A	M/A	M/A	M/A	OR	DR	PF	FD	BS	BA																						
12	Michael Jacobson	F 28:15	4-11	1-4	0-0	2	3	5	2	1	9	1	3	1	1	1	1	-5																
33	Solomon Young	F 20:35	4-6	0-0	2-3	0	2	4	3	0	0	2	1	0	0	0	-10																	
11	Prentiss Nixon	G 27:59	3-11	2-6	0-0	1	6	7	0	2	8	4	0	1	1	0	-18																	
22	Tyrese Halliburton	G 40:00	10-17	2-7	0-0	3	2	5	1	0	22	5	2	1	0	0	-16																	
45	Rasir Bolton	G 31:38	2-10	0-3	2-2	1	2	2	2	1	6	4	2	0	1	0	-18																	
3	Tre Jackson	03:54	0-2	0-0	0-0	1	1	1	0	0	0	1	0	0	0	-8																		
4	George Conditt	19:25	3-5	0-0	2-3	5	8	4	3	6	0	0	0	0	1	0	-6																	
0	Zion Griffin	10:04	0-1	0-0	0-0	1	1	2	0	0	0	0	0	0	0	-4																		
2	Caleb Grill	07:52	0-2	0-0	0-0	1	1	1	0	0	0	0	1	1	0	0	-4																	
24	Terrence Lewis	10:15	3-4	1-2	0-0	0	1	1	0	0	7	1	0	0	1	0	6																	
Team									1		3		4		0		0																	
<b>Totals</b>									<b>29-69</b>		<b>6-26</b>		<b>4-7</b>		<b>15</b>		<b>22</b>		<b>37</b>		<b>17</b>		<b>11</b>		<b>68</b>		<b>15</b>		<b>11</b>		<b>5</b>		<b>1</b>	

Technical Fouls: NONE

Biggest lead	IOW	ISU	Period by Period Scoring			
			1st	2nd	TOT	
Turnovers	8	17	IOW	39	45	84
Paint	34	42	ISU	24	44	68
Second Chance	18	15				
Fast Breaks	4	10				
Bench	15	13				

Points from	IOW	ISU	Period by Period Scoring			
			1st	2nd	TOT	
Turnovers	8	17	IOW	39	45	84
Paint	34	42	ISU	24	44	68
Second Chance	18	15				
Fast Breaks	4	10				
Bench	15	13				

Points from	IOW	ISU	Period by Period Scoring			
			1st	2nd	TOT	
Turnovers	8	17	IOW	39	45	84
Paint	34	42	ISU	24	44	68
Second Chance	18	15				
Fast Breaks	4	10				
Bench	15	13				

Official Basketball Box Score - Final  
Purdue Fort Wayne at Iowa State  
12/22/19 James H. Hilton Coliseum Ames, Iowa  
Iowa State vs. Purdue Fort Wayne

Game Time: 12:01 PM  
Game Duration: 1:51  
Attendance: 13,541

Officials: Rick Crawford, Chance Moore, Grace Armstrong

NO. Name		Min	FG		3P		FT		Rebounds		Fouls		TP	AS	TO	ST	Blocks		+/-
			M/A	M/A	M/A	M/A	OR	DR	PF	FD	BS	BA							
11	Dylan Carl	F 21:28	1-6	1-2	0-0	3	9	12	1	1	3	3	1	0	1	1	-12		
13	Matt Holba	F 25:28	2-4	1-2	0-0	0	3	3	1	0	5	1	2	0	0	0	-31		
1	Jarrod Godfrey	G 34:31	6-16	1-7	4-6	2	3	5	1	6	17	3	5	1	0	2	-20		
2	Brian Patrick	G 20:52	4-7	3-4	2-2	0	1	1	2	2	13	0	2	0	0	1	-22		
41	Marcus DeBerry	G 23:58	4-11	1-5	1-2	3	2	5	1	2	10	1	1	1	1	1	-14		
15	Deonte Billups	22:21	2-9	0-3	0-0	3	3	6	2	1	4	2	1	0	0	0	-13		

# @CYCLONEMBB • 14 CONFERENCE CHAMPIONSHIPS • 40 NBA DRAFT PICKS • 26 ALL-AMERICANS

## CYCLONE SEASON BOX SCORES



Official Basketball Box Score - Final  
**Iowa St. at TCU**  
01/04/20 Ed and Rae Scholmaier Arena, Fort Worth  
2019-20 Men's Basketball

Game Time: 11:00 PM  
Game Duration: 2:16  
Attendance: 5,821

Officials: John Higgins, Rick Crawford, Darren George

NO.	Name	Min	FG			3P			FT			Rebounds			Fouls			TP	AS	TO	ST	Blocks			+/-
			M/A	MA	AA	M/A	MA	AA	OR	DR	TOT	FF	FD	PF	PD	TS	BS					BA	BB		
12	Michael Jacobson	F 21:54	1-4	1-2	0-2	1-3	4-4	1-1	3-4	1-1	3-4	1-1	3-4	1-1	3-4	1-1	3-4	1-1	3-4	1-1	3-4	1-1	3-4		
33	Solomon Young	F 13:43	2-4	0-0	0-0	0-1	1-1	1-1	0-0	0-0	1-1	0-0	1-1	0-0	1-1	0-0	1-1	0-0	1-1	0-0	1-1	0-0	1-1		
11	Prentiss Nixon	G 37:42	5-7	1-1	1-2	0-3	3-3	3-2	12-1	1-1	1-1	0-0	5-7	1-1	1-1	0-0	0-7	-7							
22	Tyrese Haliburton	G 45:00	7-17	3-7	5-6	4-8	12-1	3-22	10-2	3-3	0-0	0-2	10-2	3-3	0-0	0-2									
45	Rasir Bolton	G 39:35	5-10	1-3	6-6	0-6	6-6	4-5	17-4	3-1	0-0	3-1	0-0	3-1	0-0	3-1	0-0	3-1	0-0	3-1	0-0	3-1			
0	Zion Griffin	G 05:03	0-2	0-0	0-0	0-0	0-0	0-0	0-0	0-0	0-0	0-0	0-0	0-0	0-0	0-0	0-0	0-0	0-0	0-0	0-0	0-0			
2	Caleb Grill	G 03:14	0-1	0-0	0-0	1-0	1-1	0-0	0-0	0-0	0-0	0-0	0-0	0-0	0-0	0-0	0-0	0-0	0-0	0-0	0-0	0-0			
4	George Condit	G 31:17	6-12	0-0	7-11	2-4	6-6	4-0	0-0	1-2	1-0	1-2	4-4	0-0	1-2	4-4	0-0	1-2	4-4	0-0	1-2	4-4			
3	Tre Jackson	G 28:32	1-4	0-3	0-0	0-0	2-2	1-0	0-2	1-1	0-0	0-2	1-1	0-0	0-2	1-1	0-0	0-2	1-1	0-0	0-2	1-1			
Team																									
Totals			27-61	6-17	19-27	9	27	36	15	20	7	19	12	5	2	7	-2								

Technical Fouls: NONE

Dead Ball Rebounds: 3, 0

NO.	Name	Min	FG			3P			FT			Rebounds			Fouls			TP	AS	TO	ST	Blocks			+/-
			M/A	MA	AA	M/A	MA	AA	OR	DR	TOT	FF	FD	PF	PD	TS	BS					BA	BB		
21	Kevin Samuel	C 38:13	8-11	0-0	0-5	4-5	9-9	3-3	16-2	1-1	6-0	0-3													
1	Desmond Bane	G 35:11	6-13	4-6	0-0	0-8	8-4	2-2	16-2	2-2	1-0	1-3													
2	Edric Dennis	G 22:14	2-6	1-4	1-2	0-1	1-2	2-6	5-2	1-0	0-0	3													
5	Jaire Grayer	G 17:30	1-3	1-3	0-0	2-2	3-1	3-2	2-0	0-0	0-0	0-0													
22	RJ Nemphard	G 38:29	10-15	6-8	5-8	0-2	2-2	1-5	31-2	2-0	0-0	0-16													
3	Francisco Farabello	G 37:06	3-4	2-3	1-2	1-1	2-3	2-9	3-3	2-0	0-0	2													
4	PJ Fuller	G 12:31	0-3	0-1	0-0	0-1	1-1	0-0	0-1	2-0	0-0	-15													
10	Dante Smith	G 17:05	0-3	0-2	0-0	0-3	3-0	0-0	0-3	3-1	1-1	-8													
23	Jadson LeDee	G 06:41	0-0	0-0	0-0	0-1	0-1	4-0	0-0	0-0	0-0	2													
Team																									
Totals			30-58	14-27	7-17	7	30	37	20	15	8	20	16	4	7	2	2								

Technical Fouls: NONE

Dead Ball Rebounds: 4, 0

ISU	TCU	Points from	ISU	TCU	Period by Period Scoring		
					1st	2nd	TOT
Biggest lead	4 (1 <sup>st</sup> 5:56)	6 (1 <sup>st</sup> 8:31)	Turnovers	16	18		
Best Scoring Run	10 (1 <sup>st</sup> 5:56)	8 (1 <sup>st</sup> 9:51)	Paint	34	28		
Lead Changes	20		Second Chance	4	4		
Times Tied	15		Fast Breaks	11	5		
Time with Lead	14:47	20:26	Bench	21	9		

Official Basketball Box Score - Final  
**Kansas at Iowa State**  
01/09/20 James H. Hilton Coliseum, Ames, Iowa  
Iowa State vs. #3 Kansas

Game Time: 1:02 AM  
Game Duration: 1:46  
Attendance: 14,384

Officials: Joe DeRosa, Gerry Polard, Byron Jarrert

NO.	Name	Min	FG			3P			FT			Rebounds			Fouls			TP	AS	TO	ST	Blocks			+/-
			M/A	MA	AA	M/A	MA	AA	OR	DR	TOT	FF	FD	PF	PD	TS	BS					BA	BB		
33	David McCormack	F 18:22	6-11	0-0	4-4	4-3	7-7	2-2	16-1	1-1	1-0	0-18													
35	Udoka Azubike	C 23:31	3-5	0-0	4-5	3-4	7-3	3-3	10-2	1-0	0-0	1-19													
00	Marcus Garrett	G 19:24	1-3	1-1	1-2	0-3	3-1	1-4	3-1	2-0	0-1	9													
1	Devon Dotson	G 33:34	7-13	2-5	4-6	0-5	5-2	3-3	20-6	2-3	0-1	31													
30	Ochai Agbaji	G 28:04	6-7	4-5	0-0	2-2	0-1	16-2	4-2	2-0	0-9														
2	Christian Braun	G 24:35	3-6	3-4	0-0	0-5	5-1	1-9	2-0	0-0	0-0	22													
4	Isaiah Moss	G 16:32	1-5	0-2	0-0	0-0	1-1	0-2	0-0	0-0	0-1	16													
13	Tristan Ekanunwa	G 15:22	0-1	0-0	0-0	0-1	1-1	1-1	0-0	0-0	0-1	2													
22	Salvo DeSouza	G 15:00	1-1	0-0	0-0	2-2	2-0	2-0	2-0	2-0	0-0	5													
12	Chris Teahena	G 02:48	0-1	0-1	0-0	0-1	1-1	0-0	0-0	0-0	0-0	0-0													
20	Michael Jankovich	G 02:48	0-1	0-1	0-0	0-0	0-0	0-0	0-0	0-0	0-0	0-0													
Team																									
Totals			28-54	10-19	13-17	9	28	37	13	12	7	19	16	12	10	2	4	28							

Technical Fouls: NONE

Dead Ball Rebounds: 3, 0

NO.	Name	Min	FG			3P			FT			Rebounds			Fouls			TP	AS	TO	ST	Blocks			+/-
			M/A	MA	AA	M/A	MA	AA	OR	DR	TOT	FF	FD	PF	PD	TS	BS					BA	BB		
12	Michael Jacobson	F 23:40	4-7	0-2	2-2	3-0	3-1	4-4	10-0	2-0	1-0	0-17													
33	Solomon Young	F 10:37	2-4	0-0	0-0	1-1	2-1	0-4	0-4	0-0	1-0	0-8													
11	Prentiss Nixon	G 24:53	2-9	1-6	0-0	1-1	3-2	5-2	1-1	1-0	0-23														
22	Tyrese Haliburton	G 35:53	2-7	1-5	0-0	3-3	1-0	5-5	3-3	0-0	0-28														
45	Rasir Bolton	G 29:58	4-14	2-5	2-2	1-0	1-1	0-2	12-2	2-1	1-0	2-7													
0	Zion Griffin	G 19:04	3-4	2-2	0-0	1-1	2-0	0-8	0-0	0-0	0-0	0-11													
3	Tre Jackson	G 18:49	1-3	1-3	0-0	0-4	2-0	3-3	3-1	2-1	0-0	18													
4	George Condit	G 19:10	1-4	0-0	1-4	3-5	8-2	3-3	1-3	1-2	0-7														
2	Caleb Grill	G 13:27	1-4	1-4	0-1	1-1	2-0	1-3	1-1	1-0	0-9														
24	Terrence Lewis	G 04:44	0-2	0-1	0-0	0-1	1-1	2-1	0-0	0-0	0-0	0-2													
Team																									
Totals			20-58	8-28	5-9	12	18	30	12	13	53	14	12	9	4	2	26								

Technical Fouls: NONE

Dead Ball Rebounds: 2, 0

ISU	BU	Points from	ISU	BU	Period by Period Scoring		
					1st	2nd	TOT
Biggest lead	31 (2 <sup>nd</sup> 3:36)	0 (1 <sup>st</sup> 20:00)	Turnovers	19	19		
Best Scoring Run	12 (1 <sup>st</sup> 4:27)	5 (1 <sup>st</sup> 14:18)	Paint	30	18		
Lead Changes	0		Second Chance	9	9		
Times Tied	4		Fast Breaks	6	2		
Time with Lead	37:55	00:00	Bench	13	17		

Technical Fouls: NONE

Dead Ball Rebounds: 2, 0

Official Basketball Box Score - Final  
**Oklahoma at Iowa State**  
01/11/20 James H. Hilton Coliseum, Ames, Iowa  
Iowa State vs. Oklahoma

Game Time: 7:05 PM  
Game Duration: 1:48  
Attendance: 14,045

Officials: Ray Nail, Antonio Petty, Brooks Wels

NO.	Name	Min	FG			3P			FT			Rebounds			Fouls			TP	AS	TO	ST	Blocks			+/-
			M/A	MA	AA	M/A	MA	AA	OR	DR	TOT	FF	FD	PF	PD	TS	BS					BA	BB		
12	Kristian Doolittle	F 36:28	4-10	1-4	5-5	0-5	0-4	14-3	1-2	0-0	0-13														
35	Brady Manek	F 34:35	6-7	5-6	0-0	0-4	4-2	1-17	0-0	0-2	0-11														
12	Austin Reaves	G 32:31	3-7	0-2	6-10	1-4	5-1	6-12	2-6	2-0	0-10														
15	Nondes Williams	G 14:39	1-4	0-2	0-0	0-0	0-1	0-2	0-1	0-0	0-18														
24	Jamal Bieniemy	G 36:12	4-8	2-5	0-0	4-4	0-1	10-2	3-1	1-0	0-10														
11	De'Von Harmon	G 27:18	3-6	1-3	4-7	0-0	0-2	5-11	1-1	1-0	0-2														
52	Kur Kuath	G 07:41	0-1	0-0	0-0	0-1	1-2	0-0	0-0	0-1	0-1	-1													
1	Jalen Hill	G 09:20	0-1	0-0	2-2	2-2	4-1	1-2	1-1	0-0	0-2														
00	Victor Kvuakor	G 02:16	0-0	0-0	0-0	0-0	0-0	0-0	0-0	0-0	0-0	0-2													
Team																									
Totals			21-44	9-22	17-24	3	22	25	10	18	68	9													

CYCLONE SEASON BOX SCORES



Official Basketball Box Score - Final
Iowa St. at Texas Tech
01/18/20 United Supermarkets Arena, Lubbock
2019-20 Men's Basketball
Game Time: 9:00 PM
Game Duration: 1:55
Attendance: 15,098
Officials: Rick Crawford, Kelly Self, Marques Pettigrew

Official Basketball Box Score - Final
Oklahoma State at Iowa State
01/21/20 James H. Hilton Coliseum, Ames, Iowa
Iowa State vs. Oklahoma State
Game Time: 7:02 PM
Game Duration: 2:07
Attendance: 13,916
Officials: Doug Simons, Ray Nall, Gerry Piskard

Table for Iowa St. - 52, Record: 8-9 (1-4). Includes player stats for George Conditt, Michael Jacobson, Prentiss Nixon, Tyrese Haliburton, Rasir Bolton, Tre Jackson, Solomon Young, Terrence Lewis, Zion Griffin. Totals: 20-56, 3-22, 9-11, 15-16, 31-15, 15-13, 52-7, 20-3, 1-5, -20.

Table for Oklahoma State - 82, Record: 9-9 (0-6). Includes player stats for Cameron McGriff, Kalib Boone, Avery Anderson, Lindy Waters, Jonathan Laurent, Thomas Dziagwa, Yor Anei, Chris Harris Jr. Totals: 29-69, 10-25, 14-21, 10-20, 30-25, 22-82, 13-8, 12-4, -7.

Table for Texas Tech - 72, Record: 12-5 (3-2). Includes player stats for TJ Holyfield, Chris Clarke, Tyler Edwards, Jahmi'us Ramsey, Davide Moretti, Terrence Shannon, Jr., Avery Benson, Kevin McCullar, Clarence Nadohny, Andrei Savrasov, Russel Tchewa. Totals: 25-46, 9-21, 13-15, 4-19, 23-13, 14-72, 16-9, 5-1, 20.

Table for Iowa State - 89, Record: 9-9 (2-4). Includes player stats for George Conditt, Michael Jacobson, Prentiss Nixon, Tyrese Haliburton, Rasir Bolton, Zion Griffin, Tre Jackson, Solomon Young, Caleb Grill. Totals: 25-49, 11-24, 28-33, 7-32, 39-22, 25-89, 20-19, 5-4, 2-7.

Summary table for ISU vs TTU. Biggest lead: 0 (1st 20:00), 26 (2nd 4:24). Best Scoring Run: 5 (2nd 11:32), 14 (2nd 5:52). Lead Changes: 9, 6. Times Tied: 0, 38:35. Time with Lead: 00:00, 38:30.

Summary table for OSU vs ISU. Biggest lead: 1 (1st 1:58), 15 (2nd 7:23). Best Scoring Run: 7 (1st 3:06), 8 (2nd 11:02). Lead Changes: 4, 0. Times Tied: 0, 38:35. Time with Lead: 01:05, 38:35.



## 2019-20 Iowa St. Men's Basketball Combined Team Statistics All games

### Game Records

Record	Overall	Home	Away	Neutral
ALL GAMES	9-9	8-3	0-4	1-2
CONFERENCE	2-4	2-1	0-3	0-0
NON-CONFERENCE	7-5	6-2	0-1	1-2

### Score by Periods

Team	1st	2nd	OT	TOT
Iowa St.	636	731	5	1372
Opponents	589	701	7	1297

### Team Box Score

No.	Player	Total					3-Point		F-Throw		Rebounds				PF	DQ	A	TO	BLK	STL	PTS	AVG
		GP-GS	MIN	AVG	FG-FGA	FG%	3FG-FGA	3FG%	FT-FTA	FT%	OFF	DEF	TOT	AVG								
22	HALIBURTON, Tyrese	17-17	622:13	36.6	102-204	.500	44-107	.411	23-30	.767	26	75	101	5.9	22	0	125	46	10	42	271	15.9
45	BOLTON, Rasir	18-18	560:00	31.1	86-202	.426	26-79	.329	66-79	.835	9	57	66	3.7	34	0	53	44	1	17	264	14.7
33	YOUNG, Solomon	18-14	333:27	18.5	66-116	.569	0-1	.000	29-36	.806	25	39	64	3.6	34	0	10	20	13	9	161	8.9
4	CONDITT, George	18-4	329:54	18.3	63-101	.624	0-3	.000	35-59	.593	38	54	92	5.1	47	1	9	28	40	9	161	8.9
11	NIXON, Prentiss	18-18	538:45	29.9	55-164	.335	20-88	.227	25-39	.641	4	52	56	3.1	39	0	39	18	4	21	155	8.6
12	JACOBSON, Michael	18-18	424:26	23.6	53-120	.442	10-30	.333	20-29	.690	40	61	101	5.6	29	0	12	21	8	7	136	7.6
24	LEWIS, Terrence	11-1	124:31	11.3	19-40	.475	7-19	.368	8-10	.800	9	10	19	1.7	7	0	5	7	1	1	53	4.8
3	JACKSON, Tre	18-0	315:25	17.5	21-68	.309	17-53	.321	7-10	.700	2	29	31	1.7	25	0	25	19	2	19	66	3.7
0	GRIFFIN, Zion	18-0	168:31	9.4	24-52	.462	10-30	.333	5-9	.556	9	29	38	2.1	22	0	5	9	3	6	63	3.5
2	GRILL, Caleb	16-0	172:10	10.8	12-39	.308	5-26	.192	4-7	.571	4	20	24	1.5	15	0	9	8	1	8	33	2.1
23	SCHUSTER, Nate	6-0	08:44	1.5	2-4	.500	0-0	.000	0-0	.000	0	0	0	0.0	0	0	0	0	0	1	4	0.7
25	STEYER, Eric	6-0	09:26	1.6	1-1	1.000	1-1	1.000	0-0	.000	0	0	0	0.0	0	0	0	0	0	0	3	0.5
15	BOOTHE, Carter	6-0	08:44	1.5	0-3	.000	0-3	.000	2-2	1.000	0	1	1	0.2	1	0	1	1	0	0	2	0.3
34	JENKINS, Nate	6-0	08:44	1.5	0-2	.000	0-2	.000	0-0	.000	0	1	1	0.2	1	0	0	0	0	0	0	0.0
Team											18	27	45					3				
<b>Total</b>		<b>18</b>	<b>3625</b>		<b>504-1116</b>	<b>.452</b>	<b>140-442</b>	<b>.317</b>	<b>224-310</b>	<b>.723</b>	<b>184</b>	<b>455</b>	<b>639</b>	<b>35.5</b>	<b>276</b>	<b>1</b>	<b>293</b>	<b>224</b>	<b>83</b>	<b>140</b>	<b>1372</b>	<b>76.2</b>
<b>Opponents</b>		<b>18</b>	<b>3621</b>		<b>481-1091</b>	<b>.441</b>	<b>150-403</b>	<b>.372</b>	<b>185-276</b>	<b>.670</b>	<b>201</b>	<b>460</b>	<b>661</b>	<b>36.7</b>	<b>297</b>	<b>7</b>	<b>235</b>	<b>285</b>	<b>48</b>	<b>129</b>	<b>1297</b>	<b>72.1</b>

### Team Statistics

	IOWAST	OPP
<b>Scoring</b>	<b>1372</b>	<b>1297</b>
Points per game	76.2	72.1
Scoring margin	+4.2	-
<b>Field goals-att</b>	<b>504-1116</b>	<b>481-1091</b>
Field goal pct	.452	.441
<b>3 point fg-att</b>	<b>140-442</b>	<b>150-403</b>
3-point FG pct	.317	.372
3-pt FG made per game	7.8	8.3
<b>Free throws-att</b>	<b>224-310</b>	<b>185-276</b>
Free throw pct	.723	.670
F-Throws made per game	12.4	10.3
<b>Rebounds</b>	<b>639</b>	<b>661</b>
Rebounds per game	35.5	36.7
Rebounding margin	-1.2	-
<b>Assists</b>	<b>293</b>	<b>235</b>
Assists per game	16.3	13.1
<b>Turnovers</b>	<b>224</b>	<b>285</b>
Turnovers per game	12.4	15.8
Turnover margin	+3.4	-
Assist/turnover ratio	1.3	0.8
<b>Steals</b>	<b>140</b>	<b>129</b>
Steals per game	7.8	7.2
<b>Blocks</b>	<b>83</b>	<b>48</b>
Blocks per game	4.6	2.7
<b>Winning streak</b>	<b>1</b>	<b>-</b>
Home win streak	2	-
<b>Attendance</b>	<b>152984</b>	<b>35592</b>
Home games-Avg/Game	11-13908	4-8898
Neutral site-Avg/Game	-	3-1827

### Team Results

Date	Opponent		Score	Att.
11/05/2019	Mississippi Val.	W	110-74	13744
11/09/2019	at Oregon St.	L	74-80	6173
11/12/2019	Northern Ill.	W	70-52	13762
11/19/2019	Southern Miss.	W	73-45	13810
11/27/2019	vs Michigan	L	76-83	1531
11/28/2019	vs Alabama	W	104-89	1299
11/29/2019	vs Seton Hall	L	76-84	2650
12/04/2019	Kansas City	W	79-61	13718
12/08/2019	Seton Hall	W	76-66	14269
12/12/2019	Iowa	L	68-84	14384
12/22/2019	Purdue Fort Wayne	W	89-59	13541
12/31/2019	Florida A&M	L	68-70	13411
01/04/2020	at TCU	Lot	79-81	5821
01/08/2020	Kansas	L	53-79	14384
01/11/2020	Oklahoma	W	81-68	14045
01/15/2020	at Baylor	L	55-68	8500
01/18/2020	at Texas Tech	L	52-72	15098
01/21/2020	Oklahoma St.	W	89-82	13916



**2019-20 Iowa St. Men's Basketball  
Extended Season Box Score  
All games**

**Game Records**

Record	Overall	Home	Away	Neutral
ALL GAMES	9-9	8-3	0-4	1-2
CONFERENCE	2-4	2-1	0-3	0-0
NON-CONFERENCE	7-5	6-2	0-1	1-2

**Team Box Score Extended**

No.	Player				Total		3-Point		F-Throw		Rebounds																
		GP-GS	MIN	AVG	FG-FGA	FG%	3FG-FGA	3FG%	FT-FTA	FT%	OFF	DEF	TOT	AVG	PF	DQ	A	A/G	TO	TO/G	A/TO	BLK	BLK/G	STL	STL/G	PTS	AVG
22	HALIBURTON, Tyrese	17-17	622:13	36.6	102-204	.500	44-107	.411	23-30	.767	26	75	101	5.9	22	0	125	7.35	46	2.71	2.72	10	0.59	42	2.47	271	15.9
45	BOLTON, Rasir	18-18	560:00	31.1	86-202	.426	26-79	.329	66-79	.835	9	57	66	3.7	34	0	53	2.94	44	2.44	1.20	1	0.06	17	0.94	264	14.7
33	YOUNG, Solomon	18-14	333:27	18.5	66-116	.569	0-1	.000	29-36	.806	25	39	64	3.6	34	0	10	0.56	20	1.11	0.50	13	0.72	9	0.50	161	8.9
4	CONDITT, George	18-4	329:54	18.3	63-101	.624	0-3	.000	35-59	.593	38	54	92	5.1	47	1	9	0.50	28	1.56	0.32	40	2.22	9	0.50	161	8.9
11	NIXON, Prentiss	18-18	538:45	29.9	55-164	.335	20-88	.227	25-39	.641	4	52	56	3.1	39	0	39	2.17	18	1.00	2.17	4	0.22	21	1.17	155	8.6
12	JACOBSON, Michael	18-18	424:26	23.6	53-120	.442	10-30	.333	20-29	.690	40	61	101	5.6	29	0	12	0.67	21	1.17	0.57	8	0.44	7	0.39	136	7.6
24	LEWIS, Terrence	11-1	124:31	11.3	19-40	.475	7-19	.368	8-10	.800	9	10	19	1.7	7	0	5	0.45	7	0.64	0.71	1	0.09	1	0.09	53	4.8
3	JACKSON, Tre	18-0	315:25	17.5	21-68	.309	17-53	.321	7-10	.700	2	29	31	1.7	25	0	25	1.39	19	1.06	1.32	2	0.11	19	1.06	66	3.7
0	GRIFFIN, Zion	18-0	168:31	9.4	24-52	.462	10-30	.333	5-9	.556	9	29	38	2.1	22	0	5	0.28	9	0.50	0.56	3	0.17	6	0.33	63	3.5
2	GRILL, Caleb	16-0	172:10	10.8	12-39	.308	5-26	.192	4-7	.571	4	20	24	1.5	15	0	9	0.56	8	0.50	1.13	1	0.06	8	0.50	33	2.1
23	SCHUSTER, Nate	6-0	08:44	1.5	2-4	.500	0-0	.000	0-0	.000	0	0	0	0.0	0	0	0	0.00	0	0.00	0.00	0	0.00	1	0.17	4	0.7
25	STEYER, Eric	6-0	09:26	1.6	1-1	1.000	1-1	1.000	0-0	.000	0	0	0	0.0	0	0	0	0.00	0	0.00	0.00	0	0.00	0	0.00	3	0.5
15	BOOTHE, Carter	6-0	08:44	1.5	0-3	.000	0-3	.000	2-2	1.000	0	1	1	0.2	1	0	1	0.17	1	0.17	1.00	0	0.00	0	0.00	2	0.3
34	JENKINS, Nate	6-0	08:44	1.5	0-2	.000	0-2	.000	0-0	.000	0	1	1	0.2	1	0	0	0.00	0	0.00	0.00	0	0.00	0	0.00	0	0.0
<b>Total</b>		<b>18</b>	<b>3625</b>		<b>504-1116</b>	<b>.452</b>	<b>140-442</b>	<b>.317</b>	<b>224-310</b>	<b>.723</b>	<b>184</b>	<b>455</b>	<b>639</b>	<b>35.5</b>	<b>276</b>	<b>1</b>	<b>293</b>	<b>16.28</b>	<b>224</b>	<b>12.44</b>	<b>1.31</b>	<b>83</b>	<b>4.61</b>	<b>140</b>	<b>7.78</b>	<b>1372</b>	<b>76.2</b>
<b>Opponents</b>		<b>18</b>	<b>3621</b>		<b>481-1091</b>	<b>.441</b>	<b>150-403</b>	<b>.372</b>	<b>185-276</b>	<b>.670</b>	<b>201</b>	<b>460</b>	<b>661</b>	<b>36.7</b>	<b>297</b>	<b>7</b>	<b>235</b>	<b>13.06</b>	<b>285</b>	<b>15.83</b>	<b>0.82</b>	<b>48</b>	<b>2.67</b>	<b>129</b>	<b>7.17</b>	<b>1297</b>	<b>72.1</b>

**Score by Periods**

Team	1st	2nd	OT	TOT
Iowa St.	636	731	5	1372
Opponents	589	701	7	1297





## 2019-20 Iowa St. Men's Basketball Combined Team Statistics In Conference games

### Game Records

Record	Overall	Home	Away	Neutral
ALL GAMES	2-4	2-1	0-3	0-0
CONFERENCE	2-4	2-1	0-3	0-0
NON-CONFERENCE	0-0	0-0	0-0	0-0

### Score by Periods

Team	1st	2nd	OT	TOT
Iowa St.	189	215	5	409
Opponents	202	241	7	450

### Team Box Score

No.	Player				Total		3-Point		F-Throw		Rebounds											
		GP-GS	MIN	AVG	FG-FGA	FG%	3FG-FGA	3FG%	FT-FTA	FT%	OFF	DEF	TOT	AVG	PF	DQ	A	TO	BLK	STL	PTS	AVG
45	BOLTON, Rasir	6-6	200:29	33.4	30-71	.423	12-28	.429	17-21	.810	3	23	26	4.3	11	0	21	17	0	4	89	14.8
22	HALIBURTON, Tyrese	6-6	231:16	38.5	29-69	.420	16-41	.390	7-8	.875	9	29	38	6.3	10	0	40	19	4	14	81	13.5
33	YOUNG, Solomon	6-2	99:37	16.6	16-26	.615	0-0	.000	13-15	.867	9	9	18	3.0	6	0	3	6	3	3	45	7.5
4	CONDITT, George	6-4	108:44	18.1	15-32	.469	0-0	.000	13-23	.565	10	14	24	4.0	19	1	6	14	5	3	43	7.2
11	NIXON, Prentiss	6-6	173:21	28.9	15-47	.319	3-23	.130	6-8	.750	1	17	18	3.0	15	0	8	3	0	5	39	6.5
12	JACOBSON, Michael	6-6	120:48	20.1	13-29	.448	2-5	.400	6-9	.667	12	10	22	3.7	12	0	3	8	3	1	34	5.7
3	JACKSON, Tre	6-0	134:48	22.5	11-26	.423	8-20	.400	2-2	1.000	2	15	17	2.8	13	0	8	6	2	5	32	5.3
24	LEWIS, Terrence	4-0	52:54	13.2	6-16	.375	1-8	.125	5-6	.833	3	4	7	1.8	4	0	1	2	0	0	18	4.5
0	GRIFFIN, Zion	6-0	54:11	9.0	8-15	.533	3-6	.500	0-0	.000	2	5	7	1.2	6	0	1	3	1	0	19	3.2
2	GRILL, Caleb	5-0	43:32	8.7	4-16	.250	1-13	.077	0-1	.000	2	8	10	2.0	4	0	3	4	0	1	9	1.8
34	JENKINS, Nate	1-0	01:20	1.3	0-1	.000	0-1	.000	0-0	.000	0	0	0	0.0	0	0	0	0	0	0	0	0.0
15	BOOTHE, Carter	1-0	01:20	1.3	0-1	.000	0-1	.000	0-0	.000	0	1	1	1.0	1	0	0	0	0	0	0	0.0
25	STEYER, Eric	1-0	01:20	1.3	0-0	.000	0-0	.000	0-0	.000	0	0	0	0.0	0	0	0	0	0	0	0	0.0
23	SCHUSTER, Nate	1-0	01:20	1.3	0-0	.000	0-0	.000	0-0	.000	0	0	0	0.0	0	0	0	0	0	0	0	0.0
Team											10	6	16					2				
<b>Total</b>		<b>6</b>	<b>1225</b>		<b>147-349</b>	<b>.421</b>	<b>46-146</b>	<b>.315</b>	<b>69-93</b>	<b>.742</b>	<b>63</b>	<b>141</b>	<b>204</b>	<b>34.0</b>	<b>101</b>	<b>1</b>	<b>94</b>	<b>84</b>	<b>18</b>	<b>36</b>	<b>409</b>	<b>68.2</b>
<b>Opponents</b>		<b>6</b>	<b>1221</b>		<b>158-333</b>	<b>.474</b>	<b>57-134</b>	<b>.425</b>	<b>77-116</b>	<b>.664</b>	<b>50</b>	<b>147</b>	<b>197</b>	<b>32.8</b>	<b>94</b>	<b>1</b>	<b>85</b>	<b>79</b>	<b>23</b>	<b>47</b>	<b>450</b>	<b>75.0</b>

### Team Statistics

	IOWAST	OPP
<b>Scoring</b>	<b>409</b>	<b>450</b>
Points per game	68.2	75.0
Scoring margin	-6.8	-
<b>Field goals-att</b>	<b>147-349</b>	<b>158-333</b>
Field goal pct	.421	.474
<b>3 point fg-att</b>	<b>46-146</b>	<b>57-134</b>
3-point FG pct	.315	.425
3-pt FG made per game	7.7	9.5
<b>Free throws-att</b>	<b>69-93</b>	<b>77-116</b>
Free throw pct	.742	.664
F-Throws made per game	11.5	12.8
<b>Rebounds</b>	<b>204</b>	<b>197</b>
Rebounds per game	34.0	32.8
Rebounding margin	+1.2	-
<b>Assists</b>	<b>94</b>	<b>85</b>
Assists per game	15.7	14.2
<b>Turnovers</b>	<b>84</b>	<b>79</b>
Turnovers per game	14.0	13.2
Turnover margin	-0.8	-
Assist/turnover ratio	1.1	1.1
<b>Steals</b>	<b>36</b>	<b>47</b>
Steals per game	6.0	7.8
<b>Blocks</b>	<b>18</b>	<b>23</b>
Blocks per game	3.0	3.8
<b>Winning streak</b>	<b>1</b>	<b>-</b>
Home win streak	2	-
<b>Attendance</b>	<b>42345</b>	<b>29419</b>
Home games-Avg/Game	3-14115	3-9806
Neutral site-Avg/Game	-	0-0

### Team Results

Date	Opponent	Lot	Score	Att.
01/04/2020	at TCU		79-81	5821
01/08/2020	Kansas	L	53-79	14384
01/11/2020	Oklahoma	W	81-68	14045
01/15/2020	at Baylor	L	55-68	8500
01/18/2020	at Texas Tech	L	52-72	15098
01/21/2020	Oklahoma St.	W	89-82	13916



**2019-20 Iowa St. Men's Basketball  
Team Game-by-Game  
All games**

Opponent	Date	Score		Total		3-Pointers		Free throws		Rebounds										
				FG-FGA	PCT	3FG-FGA	PCT	FT-FTA	PCT	OFF	DEF	TOT	AVG	PF	A	TO	BLK	STL	PTS	AVG
Mississippi Val.	11/05/2019	110-74	W	45-87	.517	13-35	.371	7-11	.636	15	34	49	49.0	8	32	10	7	15	110	110.0
at Oregon St.	11/09/2019	74-80	L	30-68	.441	7-21	.333	7-11	.636	13	21	34	41.5	17	18	10	5	4	74	92.0
Northern Ill.	11/12/2019	70-52	W	26-60	.433	3-25	.120	15-22	.682	9	27	36	39.7	16	14	9	8	10	70	84.7
Southern Miss.	11/19/2019	73-45	W	23-52	.442	5-22	.227	22-30	.733	7	32	39	39.5	10	16	9	4	6	73	81.8
vs Michigan	11/27/2019	76-83	L	30-69	.435	5-21	.238	11-17	.647	7	21	28	37.2	16	14	9	4	15	76	80.6
vs Alabama	11/28/2019	104-89	W	36-69	.522	15-29	.517	17-24	.708	9	26	35	36.8	16	16	11	8	5	104	84.5
vs Seton Hall	11/29/2019	76-84	L	29-64	.453	9-27	.333	9-12	.750	9	20	29	35.7	12	9	14	2	8	76	83.3
Kansas City	12/04/2019	79-61	W	26-52	.500	5-21	.238	22-26	.846	8	28	36	35.8	15	15	15	5	10	79	82.8
Seton Hall	12/08/2019	76-66	W	23-60	.383	4-19	.211	26-33	.788	11	32	43	36.6	17	13	16	8	9	76	82.0
Iowa	12/12/2019	68-84	L	29-69	.420	6-26	.231	4-7	.571	15	22	37	36.6	17	15	11	5	5	68	80.6
Purdue Fort Wayne	12/22/2019	89-59	W	35-63	.556	14-30	.467	5-10	.500	6	29	35	36.5	16	26	8	7	8	89	81.4
Florida A&M	12/31/2019	68-70	L	25-54	.463	8-20	.400	10-14	.714	12	22	34	36.3	15	11	18	2	9	68	80.3
at TCU	01/04/2020	79-81	Lot	27-61	.443	6-17	.353	19-27	.704	9	27	36	36.2	15	19	12	2	5	79	80.2
Kansas	01/08/2020	53-79	L	20-58	.345	8-28	.286	5-9	.556	12	18	30	35.8	12	14	12	4	9	53	78.2
Oklahoma	01/11/2020	81-68	W	32-67	.478	12-32	.375	5-7	.714	12	23	35	35.7	18	17	9	1	9	81	78.4
at Baylor	01/15/2020	55-68	L	23-58	.397	6-23	.261	3-6	.500	8	25	33	35.6	20	17	12	6	5	55	76.9
at Texas Tech	01/18/2020	52-72	L	20-56	.357	3-22	.136	9-11	.818	15	16	31	35.3	14	7	20	1	3	52	75.5
Oklahoma St.	01/21/2020	89-82	W	25-49	.510	11-24	.458	28-33	.848	7	32	39	35.5	22	20	19	4	5	89	76.2
<b>Total</b>		<b>1372</b>		<b>504-1116</b>	<b>.452</b>	<b>140-442</b>	<b>.317</b>	<b>224-310</b>	<b>.723</b>	<b>184</b>	<b>455</b>	<b>639</b>	<b>35.5</b>	<b>276</b>	<b>293</b>	<b>224</b>	<b>83</b>	<b>140</b>	<b>1372</b>	<b>76.2</b>
Opponents		1297		481-1091	.441	150-403	.372	185-276	.670	201	460	661	36.7	297	235	285	48	129	1297	72.1

**Iowa St. Averages**

Games Played	Points/game	FG Pct	3FG Pct	FT Pct	Rebounds/game	Assists/game	Turnovers/game	Assist/Turnover ratio	Steals/game	Blocks/game
18	76.2	45.2	31.7	72.3	35.5	16.3	12.4	1.3	7.8	4.6



**2019-20 Iowa St. Men's Basketball  
Opponents Game-by-Game  
All games**

Opponent	Date	Score		Total		3-Pointers		Free throws		Rebounds										
				FG-FGA	PCT	3FG-FGA	PCT	FT-FTA	PCT	OFF	DEF	TOT	AVG	PF	A	TO	BLK	STL	PTS	AVG
Mississippi Val.	11/05/2019	110-74	W	30-73	.411	11-29	.379	3-8	.375	11	29	40	40.0	9	13	21	0	3	74	74.0
at Oregon St.	11/09/2019	74-80	L	29-59	.492	12-21	.571	10-17	.588	12	27	39	39.5	10	20	14	6	5	80	77.0
Northern Ill.	11/12/2019	70-52	W	18-60	.300	7-24	.292	9-16	.563	19	28	47	42.0	19	3	20	2	5	52	68.7
Southern Miss.	11/19/2019	73-45	W	22-66	.333	0-16	.000	1-2	.500	13	24	37	40.8	20	12	16	1	4	45	62.8
vs Michigan	11/27/2019	76-83	L	30-52	.577	10-21	.476	13-18	.722	5	34	39	40.4	19	18	22	3	5	83	66.8
vs Alabama	11/28/2019	104-89	W	31-74	.419	12-26	.462	15-18	.833	18	26	44	41.0	20	13	17	3	8	89	70.5
vs Seton Hall	11/29/2019	76-84	L	34-63	.540	8-20	.400	8-12	.667	12	28	40	40.9	13	14	17	2	8	84	72.4
Kansas City	12/04/2019	79-61	W	25-55	.455	4-18	.222	7-10	.700	4	21	25	38.9	27	9	17	0	8	61	71.0
Seton Hall	12/08/2019	76-66	W	25-68	.368	8-30	.267	8-12	.667	13	27	40	39.0	27	12	20	2	10	66	70.4
Iowa	12/12/2019	68-84	L	28-65	.431	10-28	.357	18-20	.900	15	27	42	39.3	11	13	11	1	8	84	71.8
Purdue Fort Wayne	12/22/2019	89-59	W	22-66	.333	7-29	.241	8-12	.667	18	24	42	39.5	12	13	17	2	5	59	70.6
Florida A&M	12/31/2019	68-70	L	29-57	.509	4-7	.571	8-15	.533	11	18	29	38.7	16	10	14	3	13	70	70.6
at TCU	01/04/2020	79-81	Lot	30-58	.517	14-27	.519	7-17	.412	7	30	37	38.5	20	20	16	7	4	81	71.4
Kansas	01/08/2020	53-79	L	28-54	.519	10-19	.526	13-17	.765	9	28	37	38.4	13	16	12	2	10	79	71.9
Oklahoma	01/11/2020	81-68	W	21-44	.477	9-22	.409	17-24	.708	3	22	25	37.5	10	9	15	3	6	68	71.7
at Baylor	01/15/2020	55-68	L	25-62	.403	5-20	.250	13-22	.591	17	28	45	38.0	13	13	12	4	6	68	71.4
at Texas Tech	01/18/2020	52-72	L	25-46	.543	9-21	.429	13-15	.867	4	19	23	37.1	13	14	16	5	9	72	71.5
Oklahoma St.	01/21/2020	89-82	W	29-69	.420	10-25	.400	14-21	.667	10	20	30	36.7	25	13	8	2	12	82	72.1
<b>Total</b>		<b>1297</b>		<b>481-1091</b>	<b>.441</b>	<b>150-403</b>	<b>.372</b>	<b>185-276</b>	<b>.670</b>	<b>201</b>	<b>460</b>	<b>661</b>	<b>36.7</b>	<b>297</b>	<b>235</b>	<b>285</b>	<b>48</b>	<b>129</b>	<b>1297</b>	<b>72.1</b>
Iowa St.		1372		504-1116	.452	140-442	.317	224-310	.723	184	455	639	35.5	276	293	224	83	140	1372	76.2

**Opponents Averages**

Games Played	Points/game	FG Pct	3FG Pct	FT Pct	Rebounds/game	Assists/game	Turnovers/game	Assist/Turnover ratio	Steals/game	Blocks/game
18	72.1	44.1	37.2	67.0	36.7	13.1	15.8	0.8	7.2	2.7



2019-20 Iowa St. Men's Basketball  
Individual Game-by-Game  
All games

#0 GRIFFIN, Zion

Opponent	Date	GS	MIN	Total		3-Pointers		Free throws		Rebounds				PF	A	T/O	BLK	STL	PTS	AVG
				FG-FGA	PCT	3FG-3FGA	PCT	FT-FTA	PCT	OFF	DEF	TOT	AVG							
Mississippi Val.	11/05/2019		16:20	5-9	.556	1-4	.250	0-0	.000	2	4	6	6.0	0	1	2	0	2	11	11.0
at Oregon St.	11/09/2019		11:53	2-3	.667	2-3	.667	0-0	.000	0	1	1	3.5	2	0	0	0	0	6	8.5
Northern Ill.	11/12/2019		12:55	1-5	.200	1-4	.250	2-3	.667	0	4	4	3.7	1	1	0	0	1	5	7.3
Southern Miss.	11/19/2019		15:58	3-5	.600	1-3	.333	0-0	.000	2	2	4	3.8	2	0	1	0	0	7	7.3
vs Michigan	11/27/2019		02:05	0-0	.000	0-0	.000	0-0	.000	0	0	0	3.0	2	0	1	0	0	0	5.8
vs Alabama	11/28/2019		06:33	1-2	.500	0-1	.000	0-0	.000	1	2	3	3.0	0	0	1	0	0	2	5.2
vs Seton Hall	11/29/2019		04:55	0-2	.000	0-1	.000	1-2	.500	0	0	0	2.6	0	0	0	0	0	1	4.6
Kansas City	12/04/2019		08:25	0-2	.000	0-2	.000	0-0	.000	0	3	3	2.6	3	0	1	0	0	0	4.0
Seton Hall	12/08/2019		02:24	0-1	.000	0-1	.000	0-0	.000	0	0	0	2.3	0	0	0	1	1	0	3.6
Iowa	12/12/2019		07:04	0-1	.000	0-1	.000	0-0	.000	0	1	1	2.2	2	0	0	0	0	0	3.2
Purdue Fort Wayne	12/22/2019		10:41	3-5	.600	1-3	.333	2-4	.500	1	4	5	2.5	3	1	0	1	1	9	3.7
Florida A&M	12/31/2019		15:07	1-2	.500	1-1	1.000	0-0	.000	1	3	4	2.6	1	1	0	0	1	3	3.7
at TCU	01/04/2020		05:03	0-2	.000	0-0	.000	0-0	.000	0	0	0	2.4	0	0	0	0	0	0	3.4
Kansas	01/08/2020		19:04	3-4	.750	2-2	1.000	0-0	.000	1	1	2	2.4	0	0	0	0	0	8	3.7
Oklahoma	01/11/2020		12:12	1-3	.333	0-1	.000	0-0	.000	1	2	3	2.4	2	1	0	0	0	2	3.6
at Baylor	01/15/2020		11:03	3-4	.750	1-2	.500	0-0	.000	0	1	1	2.3	2	0	1	1	0	7	3.8
at Texas Tech	01/18/2020		03:22	0-1	.000	0-1	.000	0-0	.000	0	1	1	2.2	1	0	0	0	0	0	3.6
Oklahoma St.	01/21/2020		03:27	1-1	1.000	0-0	.000	0-0	.000	0	0	0	2.1	1	0	2	0	0	2	3.5
<b>Totals</b>		<b>0</b>	<b>168:31</b>	<b>24-52</b>	<b>.462</b>	<b>10-30</b>	<b>.333</b>	<b>5-9</b>	<b>.556</b>	<b>9</b>	<b>29</b>	<b>38</b>	<b>2.1</b>	<b>22</b>	<b>5</b>	<b>9</b>	<b>3</b>	<b>6</b>	<b>63</b>	<b>3.5</b>

Player Averages

Games Played	Minutes/game	Points/game	FG Pct	3FG Pct	FT Pct	Rebounds/game	Assists/game	Turnovers/game	Assist/Turnover ratio	Steals/game	Blocks/game
18	9.4	3.5	46.2	33.3	55.6	2.1	0.3	0.5	0.6	0.3	0.2



2019-20 Iowa St. Men's Basketball  
Individual Game-by-Game  
All games

#2 GRILL, Caleb

Opponent	Date	GS	MIN	Total		3-Pointers		Free throws		Rebounds				PF	A	T/O	BLK	STL	PTS	AVG
				FG-FGA	PCT	3FG-3FGA	PCT	FT-FTA	PCT	OFF	DEF	TOT	AVG							
Mississippi Val.	11/05/2019		13:59	3-5	.600	1-2	.500	0-0	.000	1	1	2	2.0	0	3	0	1	2	7	7.0
Northern Ill.	11/12/2019		09:02	3-3	1.000	2-2	1.000	0-0	.000	0	1	1	1.5	1	0	0	0	0	8	7.5
Southern Miss.	11/19/2019		16:08	0-2	.000	0-1	.000	2-2	1.000	0	5	5	2.7	0	2	1	0	0	2	5.7
vs Michigan	11/27/2019		21:04	1-2	.500	0-1	.000	0-1	.000	0	1	1	2.3	1	0	0	0	3	2	4.8
vs Alabama	11/28/2019		08:38	0-3	.000	0-2	.000	0-0	.000	0	0	0	1.8	2	0	0	0	1	0	3.8
vs Seton Hall	11/29/2019		09:42	1-2	.500	1-1	1.000	0-0	.000	1	1	2	1.8	1	0	0	0	0	3	3.7
Kansas City	12/04/2019		14:41	0-0	.000	0-0	.000	0-0	.000	0	0	0	1.6	1	0	1	0	0	0	3.1
Seton Hall	12/08/2019		07:56	0-3	.000	0-2	.000	2-3	.667	0	0	0	1.4	3	0	0	0	0	2	3.0
Iowa	12/12/2019		10:55	0-2	.000	0-2	.000	0-0	.000	0	1	1	1.3	1	0	1	0	1	0	2.7
Purdue Fort Wayne	12/22/2019		09:34	0-1	.000	0-0	.000	0-0	.000	0	2	2	1.4	1	1	1	0	0	0	2.4
Florida A&M	12/31/2019		06:60	0-0	.000	0-0	.000	0-0	.000	0	0	0	1.3	0	0	0	0	0	0	2.2
at TCU	01/04/2020		03:14	0-1	.000	0-1	.000	0-0	.000	1	0	1	1.3	0	0	2	0	0	0	2.0
Kansas	01/08/2020		13:27	1-4	.250	1-4	.250	0-1	.000	1	1	2	1.3	0	1	1	0	0	3	2.1
Oklahoma	01/11/2020		03:52	1-3	.333	0-2	.000	0-0	.000	0	0	0	1.2	1	0	0	0	0	2	2.1
at Baylor	01/15/2020		07:43	2-4	.500	0-2	.000	0-0	.000	0	2	2	1.3	0	1	0	0	0	4	2.2
Oklahoma St.	01/21/2020		15:16	0-4	.000	0-4	.000	0-0	.000	0	5	5	1.5	3	1	1	0	1	0	2.1
<b>Totals</b>		<b>0</b>	<b>172:10</b>	<b>12-39</b>	<b>.308</b>	<b>5-26</b>	<b>.192</b>	<b>4-7</b>	<b>.571</b>	<b>4</b>	<b>20</b>	<b>24</b>	<b>1.5</b>	<b>15</b>	<b>9</b>	<b>8</b>	<b>1</b>	<b>8</b>	<b>33</b>	<b>2.1</b>

Player Averages

Games Played	Minutes/ game	Points/ game	FG Pct	3FG Pct	FT Pct	Rebounds/ game	Assists/ game	Turnovers/ game	Assist/Turnover ratio	Steals/ game	Blocks/ game
16	10.8	2.1	30.8	19.2	57.1	1.5	0.6	0.5	1.1	0.5	0.1



2019-20 Iowa St. Men's Basketball  
Individual Game-by-Game  
All games

#3 JACKSON, Tre

Opponent	Date	GS	MIN	Total		3-Pointers		Free throws		Rebounds				PF	A	T/O	BLK	STL	PTS	AVG
				FG-FGA	PCT	3FG-3FGA	PCT	FT-FTA	PCT	OFF	DEF	TOT	AVG							
Mississippi Val.	11/05/2019		17:18	4-10	.400	3-8	.375	0-0	.000	0	2	2	2.0	2	1	0	0	0	11	11.0
at Oregon St.	11/09/2019		19:58	1-3	.333	1-1	1.000	0-0	.000	0	0	0	1.0	1	1	2	0	0	3	7.0
Northern Ill.	11/12/2019		13:41	0-2	.000	0-2	.000	0-2	.000	0	2	2	1.3	0	3	0	0	1	0	4.7
Southern Miss.	11/19/2019		10:42	1-4	.250	1-4	.250	0-0	.000	0	2	2	1.5	0	2	0	0	0	3	4.3
vs Michigan	11/27/2019		06:29	0-0	.000	0-0	.000	0-0	.000	0	0	0	1.2	1	1	0	0	1	0	3.4
vs Alabama	11/28/2019		25:41	2-4	.500	2-4	.500	2-2	1.000	0	2	2	1.3	2	2	0	0	1	8	4.2
vs Seton Hall	11/29/2019		23:06	1-6	.167	1-5	.200	1-2	.500	0	0	0	1.1	1	0	2	0	3	4	4.1
Kansas City	12/04/2019		20:07	0-1	.000	0-1	.000	2-2	1.000	0	2	2	1.3	2	3	2	0	3	2	3.9
Seton Hall	12/08/2019		14:03	0-3	.000	0-1	.000	0-0	.000	0	1	1	1.2	1	1	2	0	1	0	3.4
Iowa	12/12/2019		03:54	0-2	.000	0-1	.000	0-0	.000	0	1	1	1.2	1	0	1	0	0	0	3.1
Purdue Fort Wayne	12/22/2019		14:57	1-5	.200	1-4	.250	0-0	.000	0	2	2	1.3	0	3	0	0	1	3	3.1
Florida A&M	12/31/2019		10:41	0-2	.000	0-2	.000	0-0	.000	0	0	0	1.2	1	0	4	0	3	0	2.8
at TCU	01/04/2020		28:32	1-4	.250	0-3	.000	0-0	.000	0	2	2	1.2	1	1	1	0	0	2	2.8
Kansas	01/08/2020		18:49	1-3	.333	1-3	.333	0-0	.000	0	4	4	1.4	2	3	1	1	2	3	2.8
Oklahoma	01/11/2020		22:44	4-6	.667	4-5	.800	0-0	.000	1	4	5	1.7	2	0	0	0	1	12	3.4
at Baylor	01/15/2020		20:58	0-3	.000	0-2	.000	0-0	.000	0	1	1	1.6	4	1	0	1	0	0	3.2
at Texas Tech	01/18/2020		24:00	3-7	.429	2-5	.400	0-0	.000	1	4	5	1.8	1	2	2	0	1	8	3.5
Oklahoma St.	01/21/2020		19:45	2-3	.667	1-2	.500	2-2	1.000	0	0	0	1.7	3	1	2	0	1	7	3.7
<b>Totals</b>		<b>0</b>	<b>315:25</b>	<b>21-68</b>	<b>.309</b>	<b>17-53</b>	<b>.321</b>	<b>7-10</b>	<b>.700</b>	<b>2</b>	<b>29</b>	<b>31</b>	<b>1.7</b>	<b>25</b>	<b>25</b>	<b>19</b>	<b>2</b>	<b>19</b>	<b>66</b>	<b>3.7</b>

Player Averages

Games Played	Minutes/game	Points/game	FG Pct	3FG Pct	FT Pct	Rebounds/game	Assists/game	Turnovers/game	Assist/Turnover ratio	Steals/game	Blocks/game
18	17.5	3.7	30.9	32.1	70.0	1.7	1.4	1.1	1.3	1.1	0.1



2019-20 Iowa St. Men's Basketball  
Individual Game-by-Game  
All games

#4 CONDITT, George

Opponent	Date	GS	MIN	Total		3-Pointers		Free throws		Rebounds				PF	A	T/O	BLK	STL	PTS	AVG
				FG-FGA	PCT	3FG-3FGA	PCT	FT-FTA	PCT	OFF	DEF	TOT	AVG							
Mississippi Val.	11/05/2019		18:22	5-6	.833	0-1	.000	0-1	.000	3	4	7	7.0	2	1	2	3	0	10	10.0
at Oregon St.	11/09/2019		20:42	6-7	.857	0-0	.000	2-3	.667	0	6	6	6.5	1	1	2	5	0	14	12.0
Northern Ill.	11/12/2019		13:19	4-5	.800	0-0	.000	1-2	.500	2	2	4	5.7	4	0	0	4	1	9	11.0
Southern Miss.	11/19/2019		18:26	4-5	.800	0-0	.000	1-2	.500	2	4	6	5.8	1	0	1	4	1	9	10.5
vs Michigan	11/27/2019		12:44	2-5	.400	0-0	.000	1-1	1.000	1	0	1	4.8	1	0	2	1	0	5	9.4
vs Alabama	11/28/2019		20:39	5-5	1.000	0-0	.000	1-4	.250	1	3	4	4.7	3	0	0	4	1	11	9.7
vs Seton Hall	11/29/2019		18:28	4-6	.667	0-1	.000	0-0	.000	4	3	7	5.0	0	0	2	1	0	8	9.4
Kansas City	12/04/2019		17:02	4-6	.667	0-0	.000	4-4	1.000	4	3	7	5.3	3	0	1	2	0	12	9.8
Seton Hall	12/08/2019		19:17	5-8	.625	0-0	.000	7-8	.875	2	4	6	5.3	3	1	2	5	1	17	10.6
Iowa	12/12/2019		19:25	3-5	.600	0-0	.000	0-2	.000	5	3	8	5.6	4	0	0	1	0	6	10.1
Purdue Fort Wayne	12/22/2019		21:58	2-3	.667	0-0	.000	1-2	.500	1	5	6	5.6	2	0	1	4	0	5	9.6
Florida A&M	12/31/2019		20:48	4-8	.500	0-1	.000	4-7	.571	3	3	6	5.7	4	0	1	1	2	12	9.8
at TCU	01/04/2020		31:17	6-12	.500	0-0	.000	7-11	.636	2	4	6	5.7	4	2	1	1	0	19	10.5
Kansas	01/08/2020		19:10	1-4	.250	0-0	.000	1-4	.250	3	5	8	5.9	2	1	3	2	1	3	10.0
Oklahoma	01/11/2020	*	23:06	3-6	.500	0-0	.000	2-3	.667	3	1	4	5.7	2	0	1	1	1	8	9.9
at Baylor	01/15/2020	*	15:42	3-5	.600	0-0	.000	1-1	1.000	2	2	4	5.6	5	1	4	0	1	7	9.7
at Texas Tech	01/18/2020	*	09:53	0-1	.000	0-0	.000	2-4	.500	0	0	0	5.3	3	0	2	0	0	2	9.2
Oklahoma St.	01/21/2020	*	09:36	2-4	.500	0-0	.000	0-0	.000	0	2	2	5.1	3	2	3	1	0	4	8.9
<b>Totals</b>		<b>4</b>	<b>329:54</b>	<b>63-101</b>	<b>.624</b>	<b>0-3</b>	<b>.000</b>	<b>35-59</b>	<b>.593</b>	<b>38</b>	<b>54</b>	<b>92</b>	<b>5.1</b>	<b>47</b>	<b>9</b>	<b>28</b>	<b>40</b>	<b>9</b>	<b>161</b>	<b>8.9</b>

Player Averages

Games Played	Minutes/game	Points/game	FG Pct	3FG Pct	FT Pct	Rebounds/game	Assists/game	Turnovers/game	Assist/Turnover ratio	Steals/game	Blocks/game
18	18.3	8.9	62.4	0.0	59.3	5.1	0.5	1.6	0.3	0.5	2.2



2019-20 Iowa St. Men's Basketball  
Individual Game-by-Game  
All games

#11 NIXON, Prentiss

Opponent	Date	GS	MIN	Total		3-Pointers		Free throws		Rebounds				PF	A	T/O	BLK	STL	PTS	AVG	
				FG-FGA	PCT	3FG-3FGA	PCT	FT-FTA	PCT	OFF	DEF	TOT	AVG								
Mississippi Val.	11/05/2019	*	26:58	5-11	.455	2-5	.400	4-6	.667	0	5	5	5.0	0	4	0	0	4	16	16.0	
at Oregon St.	11/09/2019	*	32:35	2-11	.182	0-5	.000	0-0	.000	1	2	3	4.0	4	3	1	0	1	4	10.0	
Northern Ill.	11/12/2019	*	23:05	0-3	.000	0-3	.000	1-2	.500	0	0	0	2.7	4	0	0	1	0	1	7.0	
Southern Miss.	11/19/2019	*	29:15	5-11	.455	2-6	.333	1-2	.500	0	3	3	2.8	1	1	2	0	1	13	8.5	
vs Michigan	11/27/2019	*	38:12	6-15	.400	2-8	.250	0-2	.000	0	1	1	2.4	1	5	2	0	2	14	9.6	
vs Alabama	11/28/2019	*	30:25	5-11	.455	2-5	.400	3-5	.600	1	0	1	2.2	3	1	2	0	2	15	10.5	
vs Seton Hall	11/29/2019	*	29:60	5-13	.385	3-8	.375	2-2	1.000	0	2	2	2.1	4	0	2	0	1	15	11.1	
Kansas City	12/04/2019	*	26:34	1-7	.143	0-4	.000	2-3	.667	0	6	6	2.6	0	1	1	1	0	4	10.3	
Seton Hall	12/08/2019	*	35:38	2-7	.286	1-4	.250	5-7	.714	0	2	2	2.6	3	3	2	0	3	10	10.2	
Iowa	12/12/2019	*	27:59	3-11	.273	2-6	.333	0-0	.000	1	6	7	3.0	0	4	0	1	1	8	10.0	
Purdue Fort Wayne	12/22/2019	*	26:32	3-9	.333	1-4	.250	1-2	.500	0	2	2	2.9	3	4	0	0	1	8	9.8	
Florida A&M	12/31/2019	*	38:11	3-8	.375	2-7	.286	0-0	.000	0	6	6	3.2	1	5	3	1	0	8	9.7	
at TCU	01/04/2020	*	37:42	5-7	.714	1-1	1.000	1-2	.500	0	3	3	3.2	3	1	1	0	1	12	9.8	
Kansas	01/08/2020	*	24:53	2-9	.222	1-6	.167	0-0	.000	0	1	1	3.0	3	2	1	0	1	5	9.5	
Oklahoma	01/11/2020	*	21:46	2-7	.286	0-3	.000	0-0	.000	0	4	4	3.1	1	1	1	0	2	4	9.1	
at Baylor	01/15/2020	*	27:51	4-8	.500	1-3	.333	0-0	.000	0	2	2	3.0	3	0	0	0	0	9	9.1	
at Texas Tech	01/18/2020	*	35:37	2-12	.167	0-7	.000	0-0	.000	1	2	3	3.0	2	2	0	0	1	4	8.8	
Oklahoma St.	01/21/2020	*	25:32	0-4	.000	0-3	.000	5-6	.833	0	5	5	3.1	3	2	0	0	0	5	8.6	
<b>Totals</b>			<b>18</b>	<b>538:45</b>	<b>55-164</b>	<b>.335</b>	<b>20-88</b>	<b>.227</b>	<b>25-39</b>	<b>.641</b>	<b>4</b>	<b>52</b>	<b>56</b>	<b>3.1</b>	<b>39</b>	<b>39</b>	<b>18</b>	<b>4</b>	<b>21</b>	<b>155</b>	<b>8.6</b>

Player Averages

Games Played	Minutes/ game	Points/ game	FG Pct	3FG Pct	FT Pct	Rebounds/ game	Assists/ game	Turnovers/ game	Assist/Turnover ratio	Steals/ game	Blocks/ game
18	29.9	8.6	33.5	22.7	64.1	3.1	2.2	1.0	2.2	1.2	0.2





**2019-20 Iowa St. Men's Basketball  
Individual Game-by-Game  
All games**

**#12 JACOBSON, Michael**

Opponent	Date	GS	MIN	Total		3-Pointers		Free throws		Rebounds				PF	A	T/O	BLK	STL	PTS	AVG	
				FG-FGA	PCT	3FG-3FGA	PCT	FT-FTA	PCT	OFF	DEF	TOT	AVG								
Mississippi Val.	11/05/2019	*	21:38	8-13	.615	3-5	.600	1-2	.500	4	5	9	9.0	2	0	1	0	0	20	20.0	
at Oregon St.	11/09/2019	*	25:04	4-11	.364	1-2	.500	0-0	.000	7	2	9	9.0	4	0	1	0	1	9	14.5	
Northern Ill.	11/12/2019	*	29:51	3-8	.375	0-2	.000	3-4	.750	5	7	12	10.0	1	2	1	0	0	9	12.7	
Southern Miss.	11/19/2019	*	22:50	0-3	.000	0-1	.000	1-2	.500	0	5	5	8.8	0	0	1	0	0	1	9.8	
vs Michigan	11/27/2019	*	27:05	2-5	.400	0-0	.000	4-4	1.000	2	6	8	8.6	3	0	0	2	1	8	9.4	
vs Alabama	11/28/2019	*	29:09	4-12	.333	1-2	.500	2-4	.500	2	6	8	8.5	2	1	0	0	0	11	9.7	
vs Seton Hall	11/29/2019	*	23:16	0-2	.000	0-1	.000	0-0	.000	0	2	2	7.6	1	1	1	0	0	0	8.3	
Kansas City	12/04/2019	*	28:21	8-9	.889	1-2	.500	2-3	.667	1	4	5	7.3	1	2	0	0	3	19	9.6	
Seton Hall	12/08/2019	*	26:51	2-7	.286	0-2	.000	1-1	1.000	4	6	10	7.6	0	1	3	0	0	5	9.1	
Iowa	12/12/2019	*	28:15	4-11	.364	1-4	.250	0-0	.000	2	3	5	7.3	2	1	3	1	1	9	9.1	
Purdue Fort Wayne	12/22/2019	*	22:22	4-6	.667	1-1	1.000	0-0	.000	1	4	5	7.1	0	1	1	2	0	9	9.1	
Florida A&M	12/31/2019	*	18:55	1-4	.250	0-3	.000	0-0	.000	0	1	1	6.6	1	0	1	0	0	2	8.5	
at TCU	01/04/2020	*	21:54	1-4	.250	1-2	.500	0-2	.000	1	3	4	6.4	1	1	2	1	0	3	8.1	
Kansas	01/08/2020	*	23:40	4-7	.571	0-2	.000	2-2	1.000	3	0	3	6.1	1	0	2	1	0	10	8.2	
Oklahoma	01/11/2020	*	14:41	1-3	.333	1-1	1.000	0-0	.000	1	3	4	6.0	2	0	1	0	0	3	7.9	
at Baylor	01/15/2020	*	24:42	2-4	.500	0-0	.000	1-1	1.000	2	3	5	5.9	3	1	0	1	1	5	7.7	
at Texas Tech	01/18/2020	*	19:51	4-8	.500	0-0	.000	2-2	1.000	4	0	4	5.8	4	0	3	0	0	10	7.8	
Oklahoma St.	01/21/2020	*	16:00	1-3	.333	0-0	.000	1-2	.500	1	1	2	5.6	1	1	0	0	0	3	7.6	
<b>Totals</b>			<b>18</b>	<b>424:26</b>	<b>53-120</b>	<b>.442</b>	<b>10-30</b>	<b>.333</b>	<b>20-29</b>	<b>.690</b>	<b>40</b>	<b>61</b>	<b>101</b>	<b>5.6</b>	<b>29</b>	<b>12</b>	<b>21</b>	<b>8</b>	<b>7</b>	<b>136</b>	<b>7.6</b>

**Player Averages**

Games Played	Minutes/game	Points/game	FG Pct	3FG Pct	FT Pct	Rebounds/game	Assists/game	Turnovers/game	Assist/Turnover ratio	Steals/game	Blocks/game
18	23.6	7.6	44.2	33.3	69.0	5.6	0.7	1.2	0.6	0.4	0.4



2019-20 Iowa St. Men's Basketball  
Individual Game-by-Game  
All games

#15 BOOTHE, Carter

Opponent	Date	GS	MIN	Total		3-Pointers		Free throws		Rebounds				PF	A	T/O	BLK	STL	PTS	AVG
				FG-FGA	PCT	3FG-3FGA	PCT	FT-FTA	PCT	OFF	DEF	TOT	AVG							
Mississippi Val.	11/05/2019		02:02	0-1	.000	0-1	.000	0-0	.000	0	0	0	0.0	0	0	1	0	0	0	0.0
Northern Ill.	11/12/2019		01:08	0-0	.000	0-0	.000	0-0	.000	0	0	0	0.0	0	0	0	0	0	0	0.0
Southern Miss.	11/19/2019		01:12	0-1	.000	0-1	.000	2-2	1.000	0	0	0	0.0	0	0	0	0	0	2	0.7
Kansas City	12/04/2019		00:49	0-0	.000	0-0	.000	0-0	.000	0	0	0	0.0	0	0	0	0	0	0	0.5
Purdue Fort Wayne	12/22/2019		02:13	0-0	.000	0-0	.000	0-0	.000	0	0	0	0.0	0	1	0	0	0	0	0.4
Oklahoma	01/11/2020		01:20	0-1	.000	0-1	.000	0-0	.000	0	1	1	0.2	1	0	0	0	0	0	0.3
<b>Totals</b>			<b>0 08:44</b>	<b>0-3</b>	<b>.000</b>	<b>0-3</b>	<b>.000</b>	<b>2-2</b>	<b>1.000</b>	<b>0</b>	<b>1</b>	<b>1</b>	<b>0.2</b>	<b>1</b>	<b>1</b>	<b>1</b>	<b>0</b>	<b>0</b>	<b>2</b>	<b>0.3</b>

Player Averages

Games Played	Minutes/game	Points/game	FG Pct	3FG Pct	FT Pct	Rebounds/game	Assists/game	Turnovers/game	Assist/Turnover ratio	Steals/game	Blocks/game
6	1.5	0.3	0.0	0.0	100.0	0.2	0.2	0.2	1.0	0.0	0.0



**2019-20 Iowa St. Men's Basketball  
Individual Game-by-Game  
All games**

**#22 HALIBURTON, Tyrese**

Opponent	Date	GS	MIN	Total		3-Pointers		Free throws		Rebounds				PF	A	T/O	BLK	STL	PTS	AVG	
				FG-FGA	PCT	3FG-3FGA	PCT	FT-FTA	PCT	OFF	DEF	TOT	AVG								
Mississippi Val.	11/05/2019	*	30:18	5-10	.500	2-5	.400	0-0	.000	2	5	7	7.0	1	14	3	1	6	12	12.0	
at Oregon St.	11/09/2019	*	40:00	6-11	.545	2-5	.400	1-3	.333	1	6	7	7.0	1	12	0	0	2	15	13.5	
Northern Ill.	11/12/2019	*	34:45	2-9	.222	0-5	.000	0-0	.000	0	4	4	6.0	0	6	3	0	3	4	10.3	
Southern Miss.	11/19/2019	*	30:07	3-4	.750	1-2	.500	5-6	.833	0	1	1	4.8	2	9	1	0	3	12	10.8	
vs Michigan	11/27/2019	*	40:00	11-24	.458	3-10	.300	0-1	.000	3	6	9	5.6	2	5	2	1	4	25	13.6	
vs Alabama	11/28/2019	*	33:21	7-11	.636	4-7	.571	5-5	1.000	3	8	11	6.5	2	9	3	1	0	23	15.2	
vs Seton Hall	11/29/2019	*	37:06	8-13	.615	3-5	.600	0-0	.000	0	3	3	6.0	0	7	4	1	3	19	15.7	
Kansas City	12/04/2019	*	36:26	7-12	.583	3-5	.600	2-3	.667	1	5	6	6.0	0	7	6	1	3	19	16.1	
Seton Hall	12/08/2019	*	40:00	6-12	.500	2-5	.400	3-4	.750	3	3	6	6.0	0	5	2	1	0	17	16.2	
Iowa	12/12/2019	*	40:00	10-17	.588	2-7	.286	0-0	.000	3	2	5	5.9	1	5	2	0	1	22	16.8	
Purdue Fort Wayne	12/22/2019	*	28:54	8-12	.667	6-10	.600	0-0	.000	1	3	4	5.7	3	6	1	0	3	22	17.3	
at TCU	01/04/2020	*	45:00	7-17	.412	3-7	.429	5-6	.833	4	8	12	6.3	1	10	2	0	3	22	17.7	
Kansas	01/08/2020	*	35:43	2-7	.286	1-5	.200	0-0	.000	0	3	3	6.0	1	5	3	0	3	5	16.7	
Oklahoma	01/11/2020	*	32:44	6-10	.600	3-6	.500	0-0	.000	2	3	5	5.9	3	8	4	0	3	15	16.6	
at Baylor	01/15/2020	*	40:00	2-12	.167	2-9	.222	0-0	.000	1	7	8	6.1	1	9	4	2	3	6	15.9	
at Texas Tech	01/18/2020	*	37:49	5-12	.417	1-5	.200	2-2	1.000	1	3	4	5.9	1	2	3	1	0	13	15.7	
Oklahoma St.	01/21/2020	*	40:00	7-11	.636	6-9	.667	0-0	.000	1	5	6	5.9	3	6	3	1	2	20	15.9	
<b>Totals</b>			<b>17</b>	<b>622:13</b>	<b>102-204</b>	<b>.500</b>	<b>44-107</b>	<b>.411</b>	<b>23-30</b>	<b>.767</b>	<b>26</b>	<b>75</b>	<b>101</b>	<b>5.9</b>	<b>22</b>	<b>125</b>	<b>46</b>	<b>10</b>	<b>42</b>	<b>271</b>	<b>15.9</b>

**Player Averages**

Games Played	Minutes/game	Points/game	FG Pct	3FG Pct	FT Pct	Rebounds/game	Assists/game	Turnovers/game	Assist/Turnover ratio	Steals/game	Blocks/game
17	36.6	15.9	50.0	41.1	76.7	5.9	7.4	2.7	2.7	2.5	0.6



2019-20 Iowa St. Men's Basketball  
Individual Game-by-Game  
All games

#23 SCHUSTER, Nate

Opponent	Date	GS	MIN	Total		3-Pointers		Free throws		Rebounds				PF	A	T/O	BLK	STL	PTS	AVG
				FG-FGA	PCT	3FG-3FGA	PCT	FT-FTA	PCT	OFF	DEF	TOT	AVG							
Mississippi Val.	11/05/2019		02:02	0-1	.000	0-0	.000	0-0	.000	0	0	0	0.0	0	0	0	0	0	0	0.0
Northern Ill.	11/12/2019		01:08	1-1	1.000	0-0	.000	0-0	.000	0	0	0	0.0	0	0	0	0	1	2	1.0
Southern Miss.	11/19/2019		01:12	0-0	.000	0-0	.000	0-0	.000	0	0	0	0.0	0	0	0	0	0	0	0.7
Kansas City	12/04/2019		00:49	0-0	.000	0-0	.000	0-0	.000	0	0	0	0.0	0	0	0	0	0	0	0.5
Purdue Fort Wayne	12/22/2019		02:13	1-2	.500	0-0	.000	0-0	.000	0	0	0	0.0	0	0	0	0	0	2	0.8
Oklahoma	01/11/2020		01:20	0-0	.000	0-0	.000	0-0	.000	0	0	0	0.0	0	0	0	0	0	0	0.7
<b>Totals</b>		<b>0</b>	<b>08:44</b>	<b>2-4</b>	<b>.500</b>	<b>0-0</b>	<b>.000</b>	<b>0-0</b>	<b>.000</b>	<b>0</b>	<b>0</b>	<b>0</b>	<b>0.0</b>	<b>0</b>	<b>0</b>	<b>0</b>	<b>0</b>	<b>1</b>	<b>4</b>	<b>0.7</b>

Player Averages

Games Played	Minutes/game	Points/game	FG Pct	3FG Pct	FT Pct	Rebounds/game	Assists/game	Turnovers/game	Assist/Turnover ratio	Steals/game	Blocks/game
6	1.5	0.7	50.0	0.0	0.0	0.0	0.0	0.0	0.0	0.2	0.0



**2019-20 Iowa St. Men's Basketball  
Individual Game-by-Game  
All games**

**#24 LEWIS, Terrence**

Opponent	Date	GS	MIN	Total		3-Pointers		Free throws		Rebounds				PF	A	T/O	BLK	STL	PTS	AVG
				FG-FGA	PCT	3FG-3FGA	PCT	FT-FTA	PCT	OFF	DEF	TOT	AVG							
Mississippi Val.	11/05/2019		05:55	1-2	.500	0-0	.000	0-0	.000	0	0	0	0.0	0	1	0	0	0	2	2.0
Northern Ill.	11/12/2019		02:42	0-1	.000	0-1	.000	0-0	.000	0	0	0	0.0	0	0	0	0	0	0	1.0
Southern Miss.	11/19/2019		04:59	0-1	.000	0-1	.000	2-2	1.000	1	0	1	0.3	1	0	1	0	0	2	1.3
vs Alabama	11/28/2019		00:48	1-1	1.000	1-1	1.000	0-0	.000	0	0	0	0.3	0	0	0	0	0	3	1.8
Iowa	12/12/2019		10:15	3-4	.750	1-2	.500	0-0	.000	0	1	1	0.4	0	1	0	1	0	7	2.8
Purdue Fort Wayne	12/22/2019		10:30	4-5	.800	3-4	.750	0-0	.000	0	2	2	0.7	0	2	1	0	0	11	4.2
Florida A&M	12/31/2019	*	36:28	4-10	.400	1-2	.500	1-2	.500	5	3	8	1.7	2	0	3	0	1	10	5.0
Kansas	01/08/2020		04:44	0-2	.000	0-1	.000	0-0	.000	0	1	1	1.6	2	0	0	0	0	0	4.4
Oklahoma	01/11/2020		17:44	3-6	.500	1-4	.250	3-4	.750	1	1	2	1.7	1	0	0	0	0	10	5.0
at Baylor	01/15/2020		07:41	1-3	.333	0-1	.000	0-0	.000	0	1	1	1.6	1	1	0	0	0	2	4.7
at Texas Tech	01/18/2020		22:45	2-5	.400	0-2	.000	2-2	1.000	2	1	3	1.7	0	0	2	0	0	6	4.8
<b>Totals</b>		<b>1</b>	<b>124:31</b>	<b>19-40</b>	<b>.475</b>	<b>7-19</b>	<b>.368</b>	<b>8-10</b>	<b>.800</b>	<b>9</b>	<b>10</b>	<b>19</b>	<b>1.7</b>	<b>7</b>	<b>5</b>	<b>7</b>	<b>1</b>	<b>1</b>	<b>53</b>	<b>4.8</b>

**Player Averages**

Games Played	Minutes/ game	Points/ game	FG Pct	3FG Pct	FT Pct	Rebounds/ game	Assists/ game	Turnovers/ game	Assist/Turnover ratio	Steals/ game	Blocks/ game
11	11.3	4.8	47.5	36.8	80.0	1.7	0.5	0.6	0.7	0.1	0.1



2019-20 Iowa St. Men's Basketball  
Individual Game-by-Game  
All games

#25 STEYER, Eric

Opponent	Date	GS	MIN	Total		3-Pointers		Free throws		Rebounds				PF	A	T/O	BLK	STL	PTS	AVG
				FG-FGA	PCT	3FG-3FGA	PCT	FT-FTA	PCT	OFF	DEF	TOT	AVG							
Mississippi Val.	11/05/2019		02:02	0-0	.000	0-0	.000	0-0	.000	0	0	0	0.0	0	0	0	0	0	0	0.0
Northern Ill.	11/12/2019		01:50	0-0	.000	0-0	.000	0-0	.000	0	0	0	0.0	0	0	0	0	0	0	0.0
Southern Miss.	11/19/2019		01:12	0-0	.000	0-0	.000	0-0	.000	0	0	0	0.0	0	0	0	0	0	0	0.0
Kansas City	12/04/2019		00:49	0-0	.000	0-0	.000	0-0	.000	0	0	0	0.0	0	0	0	0	0	0	0.0
Purdue Fort Wayne	12/22/2019		02:13	1-1	1.000	1-1	1.000	0-0	.000	0	0	0	0.0	0	0	0	0	0	3	0.6
Oklahoma	01/11/2020		01:20	0-0	.000	0-0	.000	0-0	.000	0	0	0	0.0	0	0	0	0	0	0	0.5
<b>Totals</b>		<b>0</b>	<b>09:26</b>	<b>1-1</b>	<b>1.000</b>	<b>1-1</b>	<b>1.000</b>	<b>0-0</b>	<b>.000</b>	<b>0</b>	<b>0</b>	<b>0</b>	<b>0.0</b>	<b>0</b>	<b>0</b>	<b>0</b>	<b>0</b>	<b>0</b>	<b>3</b>	<b>0.5</b>

Player Averages

Games Played	Minutes/game	Points/game	FG Pct	3FG Pct	FT Pct	Rebounds/game	Assists/game	Turnovers/game	Assist/Turnover ratio	Steals/game	Blocks/game
6	1.6	0.5	100.0	100.0	0.0	0.0	0.0	0.0	0.0	0.0	0.0



2019-20 Iowa St. Men's Basketball  
Individual Game-by-Game  
All games

#33 YOUNG, Solomon

Opponent	Date	GS	MIN	Total		3-Pointers		Free throws		Rebounds				PF	A	T/O	BLK	STL	PTS	AVG	
				FG-FGA	PCT	3FG-3FGA	PCT	FT-FTA	PCT	OFF	DEF	TOT	AVG								
Mississippi Val.	11/05/2019	*	21:38	6-11	.545	0-0	.000	0-0	.000	2	2	4	4.0	1	2	1	2	0	12	12.0	
at Oregon St.	11/09/2019	*	18:09	3-7	.429	0-0	.000	1-2	.500	2	0	2	3.0	1	0	3	0	0	7	9.5	
Northern Ill.	11/12/2019	*	20:57	5-8	.625	0-0	.000	5-5	1.000	2	5	7	4.3	4	1	2	3	1	15	11.3	
Southern Miss.	11/19/2019	*	20:22	5-8	.625	0-0	.000	4-6	.667	1	5	6	4.8	0	0	0	0	0	14	12.0	
vs Michigan	11/27/2019	*	23:27	5-9	.556	0-0	.000	2-2	1.000	0	2	2	4.2	2	1	1	0	0	12	12.0	
vs Alabama	11/28/2019	*	19:21	4-9	.444	0-0	.000	1-1	1.000	0	1	1	3.7	1	0	0	3	0	9	11.5	
vs Seton Hall	11/29/2019	*	21:30	3-7	.429	0-0	.000	0-0	.000	2	0	2	3.4	3	0	1	0	1	6	10.7	
Kansas City	12/04/2019	*	11:38	2-6	.333	0-1	.000	0-0	.000	2	3	5	3.6	4	0	1	1	0	4	9.9	
Seton Hall	12/08/2019	*	17:11	4-8	.500	0-0	.000	0-0	.000	1	6	7	4.0	4	1	2	1	1	8	9.7	
Iowa	12/12/2019	*	20:35	4-6	.667	0-0	.000	2-3	.667	2	0	2	3.8	4	0	2	0	1	10	9.7	
Purdue Fort Wayne	12/22/2019	*	19:50	7-8	.875	0-0	.000	1-2	.500	1	4	5	3.9	1	1	0	0	2	15	10.2	
Florida A&M	12/31/2019	*	19:12	2-3	.667	0-0	.000	0-0	.000	1	2	3	3.8	3	1	1	0	0	4	9.7	
at TCU	01/04/2020	*	13:43	2-4	.500	0-0	.000	0-0	.000	0	1	1	3.6	1	0	0	0	0	4	9.2	
Kansas	01/08/2020	*	10:37	2-4	.500	0-0	.000	0-0	.000	1	1	2	3.5	1	0	0	0	1	4	8.9	
Oklahoma	01/11/2020		13:33	1-4	.250	0-0	.000	0-0	.000	2	0	2	3.4	1	1	0	0	1	2	8.4	
at Baylor	01/15/2020		17:05	3-5	.600	0-0	.000	0-0	.000	2	0	2	3.3	0	0	0	1	0	6	8.3	
at Texas Tech	01/18/2020		14:15	1-1	1.000	0-0	.000	0-0	.000	0	2	2	3.2	0	0	2	0	1	2	7.9	
Oklahoma St.	01/21/2020		30:24	7-8	.875	0-0	.000	13-15	.867	4	5	9	3.6	3	2	4	2	0	27	8.9	
<b>Totals</b>			<b>14</b>	<b>333:27</b>	<b>66-116</b>	<b>.569</b>	<b>0-1</b>	<b>.000</b>	<b>29-36</b>	<b>.806</b>	<b>25</b>	<b>39</b>	<b>64</b>	<b>3.6</b>	<b>34</b>	<b>10</b>	<b>20</b>	<b>13</b>	<b>9</b>	<b>161</b>	<b>8.9</b>

Player Averages

Games Played	Minutes/game	Points/game	FG Pct	3FG Pct	FT Pct	Rebounds/game	Assists/game	Turnovers/game	Assist/Turnover ratio	Steals/game	Blocks/game
18	18.5	8.9	56.9	0.0	80.6	3.6	0.6	1.1	0.5	0.5	0.7



2019-20 Iowa St. Men's Basketball  
Individual Game-by-Game  
All games

#34 JENKINS, Nate

Opponent	Date	GS	MIN	Total		3-Pointers		Free throws		Rebounds				PF	A	T/O	BLK	STL	PTS	AVG
				FG-FGA	PCT	3FG-3FGA	PCT	FT-FTA	PCT	OFF	DEF	TOT	AVG							
Mississippi Val.	11/05/2019		02:02	0-0	.000	0-0	.000	0-0	.000	0	0	0	0.0	0	0	0	0	0	0	0.0
Northern Ill.	11/12/2019		01:08	0-0	.000	0-0	.000	0-0	.000	0	0	0	0.0	0	0	0	0	0	0	0.0
Southern Miss.	11/19/2019		01:12	0-0	.000	0-0	.000	0-0	.000	0	0	0	0.0	1	0	0	0	0	0	0.0
Kansas City	12/04/2019		00:49	0-1	.000	0-1	.000	0-0	.000	0	0	0	0.0	0	0	0	0	0	0	0.0
Purdue Fort Wayne	12/22/2019		02:13	0-0	.000	0-0	.000	0-0	.000	0	1	1	0.2	0	0	0	0	0	0	0.0
Oklahoma	01/11/2020		01:20	0-1	.000	0-1	.000	0-0	.000	0	0	0	0.2	0	0	0	0	0	0	0.0
<b>Totals</b>		<b>0</b>	<b>08:44</b>	<b>0-2</b>	<b>.000</b>	<b>0-2</b>	<b>.000</b>	<b>0-0</b>	<b>.000</b>	<b>0</b>	<b>1</b>	<b>1</b>	<b>0.2</b>	<b>1</b>	<b>0</b>	<b>0</b>	<b>0</b>	<b>0</b>	<b>0</b>	<b>0.0</b>

Player Averages

Games Played	Minutes/game	Points/game	FG Pct	3FG Pct	FT Pct	Rebounds/game	Assists/game	Turnovers/game	Assist/Turnover ratio	Steals/game	Blocks/game
6	1.5	0.0	0.0	0.0	0.0	0.2	0.0	0.0	0.0	0.0	0.0





2019-20 Iowa St. Men's Basketball  
Individual Game-by-Game  
All games

#45 BOLTON, Rasir

Opponent	Date	GS	MIN	Total		3-Pointers		Free throws		Rebounds				PF	A	T/O	BLK	STL	PTS	AVG	
				FG-FGA	PCT	3FG-3FGA	PCT	FT-FTA	PCT	OFF	DEF	TOT	AVG								
Mississippi Val.	11/05/2019	*	19:26	3-8	.375	1-4	.250	2-2	1.000	1	5	6	6.0	0	5	0	0	1	9	9.0	
at Oregon St.	11/09/2019	*	31:39	6-15	.400	1-5	.200	3-3	1.000	1	3	4	5.0	3	1	1	0	0	16	12.5	
Northern Ill.	11/12/2019	*	34:29	7-15	.467	0-6	.000	3-4	.750	0	1	1	3.7	1	1	3	0	2	17	14.0	
Southern Miss.	11/19/2019	*	26:25	2-8	.250	0-3	.000	4-6	.667	0	4	4	3.8	2	2	1	0	1	8	12.5	
vs Michigan	11/27/2019	*	28:54	3-9	.333	0-2	.000	4-6	.667	1	3	4	3.8	3	2	1	0	4	10	12.0	
vs Alabama	11/28/2019	*	25:26	7-11	.636	5-7	.714	3-3	1.000	0	1	1	3.3	1	3	5	0	0	22	13.7	
vs Seton Hall	11/29/2019	*	31:57	7-13	.538	1-5	.200	5-6	.833	0	4	4	3.4	2	1	1	0	0	20	14.6	
Kansas City	12/04/2019	*	33:30	4-8	.500	1-5	.200	10-11	.909	0	2	2	3.3	1	2	2	0	1	19	15.1	
Seton Hall	12/08/2019	*	36:40	4-11	.364	1-4	.250	8-10	.800	1	7	8	3.8	3	1	3	0	2	17	15.3	
Iowa	12/12/2019	*	31:38	2-10	.200	0-3	.000	2-2	1.000	1	1	2	3.6	2	4	2	1	0	6	14.4	
Purdue Fort Wayne	12/22/2019	*	25:50	1-6	.167	0-3	.000	0-0	.000	0	0	0	3.3	3	6	3	0	0	2	13.3	
Florida A&M	12/31/2019	*	33:38	10-17	.588	4-4	1.000	5-5	1.000	1	3	4	3.3	2	4	5	0	2	29	14.6	
at TCU	01/04/2020	*	38:35	5-10	.500	1-3	.333	6-6	1.000	0	6	6	3.5	4	4	3	0	1	17	14.8	
Kansas	01/08/2020	*	29:53	4-14	.286	2-5	.400	2-2	1.000	1	0	1	3.4	0	2	1	0	1	12	14.6	
Oklahoma	01/11/2020	*	32:18	10-17	.588	3-8	.375	0-0	.000	0	2	2	3.3	2	6	2	0	1	23	15.1	
at Baylor	01/15/2020	*	27:15	3-10	.300	2-4	.500	1-4	.250	0	4	4	3.3	1	3	3	0	0	9	14.8	
at Texas Tech	01/18/2020	*	32:28	3-9	.333	0-2	.000	1-1	1.000	1	3	4	3.4	2	1	4	0	0	7	14.3	
Oklahoma St.	01/21/2020	*	40:00	5-11	.455	4-6	.667	7-8	.875	1	8	9	3.7	2	5	4	0	1	21	14.7	
<b>Totals</b>			<b>18</b>	<b>560:00</b>	<b>86-202</b>	<b>.426</b>	<b>26-79</b>	<b>.329</b>	<b>66-79</b>	<b>.835</b>	<b>9</b>	<b>57</b>	<b>66</b>	<b>3.7</b>	<b>34</b>	<b>53</b>	<b>44</b>	<b>1</b>	<b>17</b>	<b>264</b>	<b>14.7</b>

Player Averages

Games Played	Minutes/ game	Points/ game	FG Pct	3FG Pct	FT Pct	Rebounds/ game	Assists/ game	Turnovers/ game	Assist/Turnover ratio	Steals/ game	Blocks/ game
18	31.1	14.7	42.6	32.9	83.5	3.7	2.9	2.4	1.2	0.9	0.1