



2019-20 AUBURN MEN'S BASKETBALL

SCHEDULE/RESULTS

DATE	OPPONENT	TIME/RESULT
Nov. 5	Georgia Southern (SECN)	W, 83-74
Nov. 8	! vs. Davidson (CBSSN)	W, 76-66
Nov. 12	at South Alabama (ESPN+)	W, 70-69
Nov. 15	% CSUN (SECN)	W, 116-70
Nov. 18	% Colgate (SECN)	W, 91-62
Nov. 25	^ vs. New Mexico (ESPNEWS)	W, 84-59
Nov. 26	^ vs. Richmond (ESPN2)	W, 79-65
Dec. 5	Furman (SECN)	W, 81-78 (OT)
Dec. 14	@ vs. Saint Louis (ESPN2)	W, 67-61
Dec. 19	NC State (ESPN2)	W, 79-73
Dec. 21	Lehigh (SECN)	W, 74-51
Dec. 29	Lipscomb (SECN)	W, 86-59
Jan. 4	* at Mississippi State (SECN)	W, 80-68
Jan. 8	* Vanderbilt (SECN)	W, 83-79
Jan. 11	* Georgia (ESPNEWS)	W, 82-60
Jan. 15	* at Alabama (ESPN2)	L, 83-64
Jan. 18	* at Florida (CBS)	12:30 pm
Jan. 22	* South Carolina (ESPNU)	6:00 pm
Jan. 25	\$ Iowa State (ESPN2/U)	11:00 am
Jan. 28	* at Ole Miss (ESPN/U)	8:00 pm
Feb. 1	* Kentucky (ESPN)	5:00 pm
Feb. 4	* at Arkansas (SECN)	6:00 pm
Feb. 8	* LSU (ESPN2)	11:00 am
Feb. 12	* Alabama (ESPN2)	6:00 pm
Feb. 15	* at Missouri (ESPN2)	5:00 pm
Feb. 19	* at Georgia (ESPN2/U)	6:00 pm
Feb. 22	* Tennessee (CBS)	11:00 am
Feb. 25	* Ole Miss (ESPN2/SECN)	6:00 pm
Feb. 29	* at Kentucky (CBS)	2:45 pm
Mar. 4	* Texas A&M (ESPN2/U)	6:00 pm
Mar. 7	* at Tennessee (ESPN2)	11:00 am

All times Central // * - Southeastern Conference Game
 ! - Veterans Classic (Annapolis, Md.)
 % - Legends Classic Campus Games (Auburn, Ala.)
 @ - Mike Slive Invitational (Birmingham, Ala.)
 \$ - Big 12/SEC Challenge (Auburn, Ala.)

MATCHUP



#4/4 Auburn Tigers (15-1, 3-1 SEC)

Head Coach: Bruce Pearl, 25th season (577-218), 6th season at AU (115-73)



Florida Gators (11-5, 3-1 SEC)

Head Coach: Mike White, 9th season (201-98), 5th season at UF (100-58)

Date / Time _____ Jan. 18, 2020 / 12:30 pm CT
 Site / Venue ___ Gainesville, Fla. / O'Connell Center (10,151)
 TV _____ CBS
 PxB _____ Spero Dedes
 Analyst _____ Clark Kellogg
 Radio _____ AU Sports Network / 93.9 Tiger FM / TuneIn
 PxB _____ Andy Burcham
 Analyst _____ Sonny Smith

Series History

Overall	AU leads 89-79
In Auburn	AU leads 55-26
In Gainesville	UF leads 49-30
Neutral Site	Tied 4-4
Last Meeting	AU, 65-62 (3/16/19)
Streak	Auburn W2

- » Despite leading the all-time series vs. Florida, 89-79, Auburn will look to make history Saturday. The Tigers have not won in Gainesville since 1996, spanning 12 games.
- » Last season, Auburn defeated Florida twice, snapping a streak of 21 of 22 victories by the Gators. The Tigers have not won three straight against the Gators since 1995-97.
- » With its 15-1 start, Auburn has won 27 of its last 29 games dating back to last season. The 27-2 (.931) record since Feb. 27 last season is the best in the country, ahead of Liberty (23-2, .920), Gonzaga (24-3, .889), San Diego State (21-3, .875), Oregon (24-4, .857) and Wichita State (24-4, .857).
- » Auburn is one of just five teams in the country to have one loss or fewer, joining San Diego State (18-0), Gonzaga (18-1), Liberty (18-1) and Baylor (14-1).
- » The Tigers are 11-4 over the last two seasons following a loss with five of those wins coming away from home. In those 15 games, Auburn is outscoring opponents 79.3-70.3.
- » Auburn rose to No. 4 in the latest AP poll. It is the highest the Tigers have been ranked since also being fourth for four consecutive weeks from Dec. 27, 1999-Jan. 17, 2000. This is the fifth season the program has been ranked in the top five in its history (1958-59, 1986-87, 1998-99, 1999-2000, 2019-20).
- » The 2019-20 Tigers have a chance to be the best defensive team under Coach Pearl at Auburn. The Tigers are allowing only 67.3 points per game and have held every opponent under its scoring average this season. The previous best defensive team under Pearl on The Plains was the 2018-19 team that allowed 68.8 points per game.

PROBABLE AUBURN STARTERS




Pos.	No.	Name	Ht.	Wt.	Cl.	Hometown (Last School)	PPG	RPG	APG	Blk	Stl	FG%	FT%
F	3	Danjel Purifoy	6-7	230	Sr.	Centreville, Ala. (Hargrave Military Academy)	9.5	5.1	1.4	6	10	.411	.781
G	5	J'Von McCormick	6-0	185	Sr.	New Orleans, La. (Lee College)	11.2	4.1	5.0	1	17	.396	.672
G	10	Samir Doughty	6-4	195	Sr.	Philadelphia, Pa. (VCU)	15.1	3.8	2.7	4	22	.420	.739
F	23	Isaac Okoro	6-6	225	Fr.	Powder Springs, Ga. (McEachern)	13.2	4.5	1.9	17	16	.556	.672
C	50	Austin Wiley	6-11	260	Sr.	Hoover, Ala. (Calusa Prep)	10.7	9.4	0.5	30	7	.565	.684
G	1	Jamal Johnson	6-4	195	R-So.	Birmingham, Ala. (Memphis)	5.4	1.6	0.6	2	7	.424	.737
G	22	Allen Flanigan	6-5	200	Fr.	Little Rock, Ark. (Parkview Magnet)	3.7	2.6	0.3	2	3	.472	.278
F	24	Anfernee McLemore	6-7	220	Sr.	Warwick, Ga. (Worth County)	7.6	4.2	0.7	25	12	.506	.630
G	35	Devan Cambridge	6-6	190	Fr.	Nashville, Tenn. (Hillcrest Prep (Ariz.))	3.1	1.9	0.3	5	7	.408	.273

PROBABLE FLORIDA STARTERS

Pos.	No.	Name	Ht.	Wt.	Cl.	Hometown (Last School)	PPG	RPG	APG	Blk	Stl	FG%	FT%
G	2	Andrew Nembhard	6-5	193	So.	Aurora, Ontario (Montverde Academy (Fla.))	11.1	2.8	5.9	1	21	.417	.800
F	5	Omar Payne	6-10	223	Fr.	Kissimmee, Fla. (Montverde Academy)	4.3	4.1	0.3	16	5	.588	.346
G	10	Noah Locke	6-3	207	So.	Baltimore, Md. (McDonogh School)	9.9	3.1	0.8	1	12	.399	.706
F	11	Keyontae Johnson	6-5	231	So.	Norfolk, Va. (Oak Hill Academy)	13.0	6.8	1.4	5	18	.540	.767
F	24	Kerry Blackshear	6-10	241	Gr.	Orlando, Fla. (Virginia Tech)	15.0	8.4	1.5	9	11	.451	.835
G	0	Ques Glover	5-11	176	Fr.	Knoxville, Tenn. (Bearden HS)	5.4	1.2	0.6	1	0	.434	.474
G	1	Tre Mann	6-4	172	Fr.	Gainesville, Fla. (The Villages HS)	5.4	1.8	0.6	1	12	.364	.591
F	21	Dontay Bassett	6-9	236	Jr.	Oakland, Calif. (Oldsmar Christian (Fla.))	1.5	2.3	0.2	7	3	.429	.500
G	23	Scottie Lewis	6-5	185	Fr.	Hazlet, N.J. (Ranney School)	8.9	4.7	0.5	23	22	.394	.797

MEDIA SPOT CHART

(probable starters in orange)

	0	TYRELL JONES	FR » G » 6-1 » 170 » Chicago, Ill. » West Oaks Academy	<ul style="list-style-type: none"> • Appeared in 10 games off the bench • Known as dynamic playmaker with smoothest stroke on team • LAST GAME: 1 ast in 3 min at Alabama 	Career-Highs Pts _____ 3 Reb _____ 6 Ast _____ 3 Stl _____ 3 Min _____ 13
	1	JAMAL JOHNSON	SO » G » 6-4 » 195 » Birmingham, Ala. » Memphis	<ul style="list-style-type: none"> • Team's best 3-point shooter at 46% (23-of-50) • 13.7 min are most by any guard off the bench • LAST GAME: 10 pts, 1 blk, 3-5 3-pt in 16 min at Alabama 	Career-Highs Pts _____ 18 (3x) Reb _____ 8 (2x) Ast _____ 3 (3x) Stl _____ 2 (8x) Min _____ 40
	2	JAYLIN WILLIAMS	FR » F » 6-7 » 230 » Nahunta, Ga. » Brantley County HS	<ul style="list-style-type: none"> • Appeared in 8 games off the bench • 1st career blk vs. Colgate • LAST GAME: 2 min at Alabama 	Career-Highs Pts _____ 5 Reb _____ 1 (4x) Ast _____ - Blk _____ 1 Min _____ 5
	3	DANJEL PURIFOY	SR » F » 6-7 » 230 » Centreville, Ala. » Hargrave Military Academy	<ul style="list-style-type: none"> • 11.0 pts, 6.2 reb, 46% FG over last 5 games • Knocked down 25 3s, 2nd-most on team • LAST GAME: 8 pts, 3 reb, 2-5 3-pt in 27 min at Alabama 	Career-Highs Pts _____ 27 (2x) Reb _____ 15 Ast _____ 9 Stl _____ 3 (6x) Min _____ 39
	4	JAVON FRANKLIN	SO » F » 6-7 » 218 » Little Rock, Ark. » Holmes CC	<ul style="list-style-type: none"> • Appeared in 5 games off the bench • Recovering from serious leg injury suffered in final year of JUCO • LAST GAME: DNP at Alabama 	Career-Highs Pts _____ - Reb _____ 1 Ast _____ 1 Blk _____ - Min _____ 2 (3x)
	5	J'VON MCCORMICK	SR » G » 6-0 » 185 » New Orleans, La. » Lee College	<ul style="list-style-type: none"> • 12.8 pts, 41% FG over last 10 games • Leads SEC with 2.50 assist-to-turnover ratio • LAST GAME: 5 pts, 6 reb, 3 ast in 23 min at Alabama 	Career-Highs Pts _____ 28 Reb _____ 7 Ast _____ 16 Stl _____ 3 (5x) Min _____ 39
	10	SAMIR DOUGHTY	SR » G » 6-4 » 195 » Philadelphia, Pa. » VCU	<ul style="list-style-type: none"> • Has 5 20-pt games after entering season with 2 in 75 career games • 5th in SEC in FT made (65) and 6th in FT attempted (88) • LAST GAME: 6 pts, 3 ast in 32 min at Alabama 	Career-Highs Pts _____ 33 Reb _____ 10 (2x) Ast _____ 10 Stl _____ 4 (4x) Min _____ 42
	13	"STRETCH" AKINGBOLA	FR » C » 6-10 » 236 » Ogun, Nigeria » McEachern HS	<ul style="list-style-type: none"> • 2 blk in 1st career minute of action at South Alabama • Elite defender and best communicator on the team • LAST GAME: 2 min at Alabama 	Career-Highs Pts _____ 2 Reb _____ 2 Ast _____ 1 Blk _____ 2 Min _____ 5
	22	ALLEN FLANIGAN	FR » G » 6-5 » 200 » Little Rock, Ark. » Parkview Magnet HS	<ul style="list-style-type: none"> • 3rd-best rebounding guard on the team (2.6 per game) • Son of assistant coach and former Auburn guard Wes Flanigan • LAST GAME: 6 pts, 4 reb, 1 blk in 15 min at Alabama 	Career-Highs Pts _____ 12 Reb _____ 6 Ast _____ 2 Stl _____ 2 Min _____ 22
	23	ISAAC OKORO	FR » F » 6-6 » 225 » Powder Springs, Ga » McEachern HS	<ul style="list-style-type: none"> • 56% FG is 7th nationally among freshmen and 3rd overall in SEC • 14.7 pts, 5.7 reb, 54% FG in SEC play • LAST GAME: 13 pts, 4 reb, 3 stl, 2 blk in 36 min at Alabama 	Career-Highs Pts _____ 23 Reb _____ 9 Ast _____ 6 Stl _____ 3 Min _____ 43
	24	ANFERNEE MCLEMORE	SR » F » 6-7 » 220 » Warwick, Ga. » Worth County HS	<ul style="list-style-type: none"> • 178 career blk ranks 9th nationally among active players • 8.5 pts, 52% FG in SEC play • LAST GAME: 6 pts, 7 reb, 1 blk, 1 stl in 19 min at Alabama 	Career-Highs Pts _____ 19 (3x) Reb _____ 13 Ast _____ 2 (5x) Blk _____ 6 (3x) Min _____ 30
	35	DEVAN CAMBRIDGE	FR » G » 6-6 » 190 » Nashville, Tenn. » Hillcrest Prep	<ul style="list-style-type: none"> • Appeared in all 16 games off the bench • High flyer, team's most exciting dunker • LAST GAME: 4 reb, 1 stl in 10 min at Alabama 	Career-Highs Pts _____ 10 Reb _____ 4 (4x) Ast _____ 1 (3x) Stl _____ 2 Min _____ 16 (3x)
	50	AUSTIN WILEY	SR » C » 6-11 » 260 » Hoover, Ala. » Calusa Prep	<ul style="list-style-type: none"> • 3rd nationally with 32.1 defensive rebound rate • 2nd nationally drawing 8.4 fouls per 40 min. • LAST GAME: 10 pts, 13 reb, 2 blk in 21 min at Alabama 	Career-Highs Pts _____ 25 Reb _____ 15 Ast _____ 2 Blk _____ 5 (3x) Min _____ 29

2019-20 NUMERICAL ROSTER

No.	Name	Pos.	Ht.	Wt.	Cl.	Hometown (Last School)
0	Tyrell Jones	G	6-1	170	Fr.	Chicago, Ill. (West Oaks Academy)
00	Chandler Leopard	G	6-3	185	Fr.	Athens, Ala. (Athens)
1	Jamal Johnson	G	6-4	195	R-So.	Birmingham, Ala. (Memphis)
2	Jaylin Williams	F	6-7	230	Fr.	Nahunta, Ga. (Brantley County)
3	Danjel Purifoy	F	6-7	230	Sr.	Centreville, Ala. (Hargrave Military Academy)
4	Javon Franklin	F	6-7	218	R-So.	Little Rock, Ark. (Holmes CC)
5	J'Von McCormick	G	6-0	185	Sr.	Katy, Texas (Lee College)
10	Samir Doughty	G	6-4	195	Sr.	Philadelphia, Pa. (VCU)
12	Lior Berman	G	6-4	205	Fr.	Birmingham, Ala. (Mountain Brook)
13	Babatunde Akingbola	C	6-10	236	Fr.	Powder Springs, Ga. (McEachern)
14	Preston Cook	G	6-4	200	So.	Auburn, Ala. (Auburn)
20	Myles Parker	F	6-8	200	So.	Madison, Ala. (Madison Academy)
21	Will Macoy	G	6-4	200	Sr.	Birmingham, Ala. (Vestavia Hills)
22	Allen Flanigan	G/F	6-5	200	Fr.	Little Rock, Ark. (Parkview Magnet)
23	Isaac Okoro	F	6-6	225	Fr.	Powder Springs, Ga. (McEachern)
24	Anfernee McLemore	F	6-7	220	Sr.	Warwick, Ga. (Worth County)
33	Chase Maasdorp	G	6-0	175	So.	Lakewood Ranch, Fla. (The Out-of-Door Academy)
35	Devan Cambridge	G/F	6-6	190	Fr.	Nashville, Tenn. (Hillcrest Prep)
50	Austin Wiley	C	6-11	260	Sr.	Hoover, Ala. (Calusa Prep)
54	Thomas Collier	F	6-9	215	Sr.	Birmingham, Ala. (Briarwood Christian)

Head Coach: Bruce Pearl (6th season)
Assistant Coach: Ira Bowman (2nd season)
Assistant Coach: Wes Flanigan (2nd season)
Assistant Coach: Steven Pearl (6th season)
Director of Operations: Chad Prewett (6th season)
Assistant Director of Operations: Mike Burgomaster (4th season)
Athletic Trainer: Clark Pearson (11th season)
Strength & Conditioning Coach: Damon Davis (11th season)
Director of Player Development: Marquis Daniels (2nd season)
Video Coordinator: Ian Borders (2nd season)

2019-20 ALPHABETICAL ROSTER

No.	Name	Pos.	Ht.	Wt.	Cl.	Hometown (Last School)
13	Babatunde Akingbola	C	6-10	236	Fr.	Powder Springs, Ga. (McEachern)
12	Lior Berman	G	6-4	205	Fr.	Birmingham, Ala. (Mountain Brook)
35	Devan Cambridge	G/F	6-6	190	Fr.	Nashville, Tenn. (Hillcrest Prep)
54	Thomas Collier	F	6-9	215	Sr.	Birmingham, Ala. (Briarwood Christian)
14	Preston Cook	G	6-4	200	So.	Auburn, Ala. (Auburn)
10	Samir Doughty	G	6-4	195	Sr.	Philadelphia, Pa. (VCU)
22	Allen Flanigan	G/F	6-5	200	Fr.	Little Rock, Ark. (Parkview Magnet)
4	Javon Franklin	F	6-7	218	R-So.	Little Rock, Ark. (Holmes CC)
1	Jamal Johnson	G	6-4	195	R-So.	Birmingham, Ala. (Memphis)
0	Tyrell Jones	G	6-1	170	Fr.	Chicago, Ill. (West Oaks Academy)
00	Chandler Leopard	G	6-3	185	Fr.	Athens, Ala. (Athens)
21	Will Macoy	G	6-4	200	Sr.	Birmingham, Ala. (Vestavia Hills)
33	Chase Maasdorp	G	6-0	175	So.	Lakewood Ranch, Fla. (The Out-of-Door Academy)
5	J'Von McCormick	G	6-0	185	Sr.	Katy, Texas (Lee College)
24	Anfernee McLemore	F	6-7	220	Sr.	Warwick, Ga. (Worth County)
23	Isaac Okoro	F	6-6	225	Fr.	Powder Springs, Ga. (McEachern)
20	Myles Parker	F	6-8	200	So.	Madison, Ala. (Madison Academy)
3	Danjel Purifoy	F	6-7	230	Sr.	Centreville, Ala. (Hargrave Military Academy)
50	Austin Wiley	C	6-11	260	Sr.	Hoover, Ala. (Calusa Prep)
2	Jaylin Williams	F	6-7	230	Fr.	Nahunta, Ga. (Brantley County)

ROSTER BY CLASS

Freshmen (8) - Babatunde Akingbola, Lior Berman, Devan Cambridge, Allen Flanigan, Tyrell Jones, Chandler Leopard, Isaac Okoro, Jaylin Williams

Sophomores (5) - Preston Cook, Javon Franklin, Jamal Johnson, Chase Maasdorp, Myles Parker

Juniors (0)

Seniors (7) - Thomas Collier, Samir Doughty, Will Macoy, J'Von McCormick, Anfernee McLemore, Danjel Purifoy, Austin Wiley

PRONUNCIATION GUIDE

BABATUNDE AKINGBOLA
 bah-bah-TOON-day AH-king-boh-luh

LIOR Berman LEE-ohr

SAMIR DOUGHTY SAH-meer DOW-tee

JAVON Franklin JAY-vahn

J'VON McCormick JAY-vahn

ANFERNEE McLemore ANN-fur-knee

Isaac OKORO oh-CORE-oh

DANJEL PURIFOY DAN-jel PURE-a-foy

QUICK FACTS

UNIVERSITY INFORMATION

Location _____ Auburn, Ala.
 Founded _____ 1856
 Enrollment _____ 29,776
 Nickname _____ Tigers
 Colors _____ Burnt Orange and Navy Blue
 Conference _____ Southeastern (SEC)

ADMINISTRATION

Interim President _____ Dr. Jay Gogue
 Director of Athletics _____ Allen Greene
 Athletics Phone _____ 855-282-2010

BASKETBALL STAFF INFORMATION

Head Coach _____ Bruce Pearl
 Alma Mater _____ Boston College '82
 Career Record _____ 577-218 (.728)
 Seasons _____ 24
 Record at Auburn _____ 115-73 (.612)
 Seasons _____ 5

Assistant Coach _____ Ira Bowman
 Alma Mater _____ Penn '96

Assistant Coach _____ Wes Flanigan
 Alma Mater _____ Auburn '97

Assistant Coach _____ Steven Pearl
 Alma Mater _____ Tennessee '10

Director of Operations _____ Chad Prewett
 Alma Mater _____ Troy State '94

Assistant Director of Ops _____ Mike Burgomaster
 Alma Mater _____ Miami '16

Athletic Trainer _____ Clark Pearson
 Alma Mater _____ Kentucky '96

Strength & Conditioning Coach _____ Damon Davis
 Alma Mater _____ Western Illinois '03

Director of Player Development _____ Marquis Daniels
 Alma Mater _____ Auburn '03

Video Coordinator _____ Ian Borders
 Alma Mater _____ Louisville '07

PROGRAM INFORMATION

First Year of Basketball _____ 1905-06
 All-Time Record _____ 1367-1191-1 (.534)
 All-Time SEC Record _____ 602-736 (.450)
 SEC Championships _____ 3 (1960, 1999, 2018)
 SEC Tournament Titles _____ 2 (1985, 2019)
 NCAA Tournament Appearances _____ 10
 NCAA Tournament Record _____ 17-10
 All-Americans _____ 13
 All-SEC Selections _____ 93

TEAM INFORMATION

2018-19 Record _____ 30-10
 SEC Record / Finish _____ 11-7 / 4th
 Home / Away / Neutral _____ 15-2 / 5-6 / 10-2
 Associated Press Final Ranking _____ 14
 USA Today Final Ranking _____ 5
 Letterwinners Returning / Lost _____ 10 / 6
 Starters Returning / Lost _____ 2 / 3
 Newcomers _____ 8

ATHLETICS COMMUNICATIONS

Associate AD _____ Kirk Sampson
 Associate Director (MBB Contact) _____ Cody Voga
 Cell _____ 334-750-9023
 Email _____ voga@auburn.edu

SOCIAL MEDIA

@AuburnMBB _____ #WarEagle

BRUCE PEARL

Head Coach
6th year at Auburn • 115-73
25th year overall • 577-218



- 7 National Coach of the Year Awards, 2006 Basketball Times, CBSsportsline, Sporting News National Coach of the Year

- 2006 & 2008 AP SEC Coach of the Year, 2008 SEC Co-Coach of the Year

- 2008 Rupp Cup Co-winner

- Has advanced to postseason play in 20 of 24 years as a head coach

- Set single-season wins records at four different schools (29 at Southern Indiana in 1995; 26 at Wisconsin-Milwaukee in 2005; 31 at Tennessee in 2008; 30 at Auburn in 2019)

- Pearl has achieved a top-5 national ranking at Southern Indiana, Tennessee and Auburn. He has been in the top five in 10 seasons (1994-2001 at Southern Indiana, 2007-08 at Tennessee, 2019-20 at Auburn)

- Bruce Pearl's teams have led their conference in scoring 17 of the 24 years that he has been a head coach. His squads were the SEC's scoring champion in four of his six seasons at Tennessee, averaging 77.4 ppg while allowing 70.5 ppg

- One of 12 coaches to lead three different DI programs to the Sweet 16, joining Rick Barnes, Gene Bartow, John Calipari, Lon Kruger, Frank McGuire, Ralph Miller, Rick Pitino, Bill Self, Tubby Smith, Eddie Sutton and Bruce Weber. Including his stint at DII Southern Indiana, Pearl is one of only three coaches to take four programs (with three at the DI level) to the Sweet 16, joining Lon Kruger and Eddie Sutton

- With the win over Kentucky that sent Auburn to its first Final Four in program history, Pearl notched his 100th win as head coach of the Tigers. He is the first coach in Auburn history to have 100 wins in his first five seasons

- Bruce Pearl is the 11th coach in SEC history to win four conference crowns (overall or division) in a 10-year span. He is on the same list as Adolph Rupp (UK), Babe McCarthy (MSU), Billy Donovan (UF), Dale Brown (LSU), Joe Hall (UK), John Calipari (UK), Nolan Richardson (ARK), Rick Pitino (UK), Rick Stansbury (MSU) and Tubby Smith (UK)

- Auburn sold out of season tickets for the fifth straight time in 2018-19, all under Pearl, to continue the school record streak. Prior to Pearl, the only other time the Tigers sold out of season tickets came was 1999-2000

- Auburn welcomed 138,650 fans inside Auburn Arena for the 2018-19 season. The total is the highest ever recorded in Auburn Arena history

- In 24 full years as a head coach, Bruce Pearl's teams have finished either first or second in conference play 16 times

- At the Division I level, Pearl's teams have topped the 100-point mark 20 times, including a high of 124 in 2009 as well as 121 in the 2007 NCAA Tournament. In his second year as a coach at Southern Indiana the team averaged 101.7 ppg

- In the past three seasons, Auburn has the best non-conference record in the SEC during the regular season at 34-5 (.872), while scheduling regular NCAA Tournament teams in Arizona, Dayton, Duke, Middle Tennessee, Murray State, Oklahoma, Texas Tech, UConn and Xavier

HEAD COACHING RECORD

Year	School	Record	Postseason
1992-93	Southern Indiana	22-7	NCAA Region 3rd Place
1993-94	Southern Indiana	28-4	NCAA Runner-Up
1994-95	Southern Indiana	29-4	NCAA Champions
1995-96	Southern Indiana	25-4	NCAA Sweet 16
1996-97	Southern Indiana	23-5	NCAA First Round
1997-98	Southern Indiana	27-6	NCAA Sweet 16
1998-99	Southern Indiana	26-6	NCAA Sweet 16
1999-00	Southern Indiana	25-6	NCAA Sweet 16
2000-01	Southern Indiana	26-4	NCAA First Round
Total		231-46	
2001-02	Milwaukee	16-13	-
2002-03	Milwaukee	24-8	NCAA First Round
2003-04	Milwaukee	20-11	NIT First Round
2004-05	Milwaukee	26-6	NCAA Sweet 16
Total		86-38	
2005-06	Tennessee	22-8	NCAA Second Round
2006-07	Tennessee	24-11	NCAA Sweet 16
2007-08	Tennessee	31-5	NCAA Sweet 16
2008-09	Tennessee	21-13	NCAA First Round
2009-10	Tennessee	28-9	NCAA Elite Eight
2010-11	Tennessee	19-15	-
Total		145-61	
2014-15	Auburn	15-20	-
2015-16	Auburn	11-20	-
2016-17	Auburn	18-14	-
2017-18	Auburn	26-8	NCAA Second Round
2018-19	Auburn	30-10	NCAA Final Four
2019-20	Auburn	15-1	-
Total		115-73	
Career		577-218	

- His teams have been just as successful off the court as Auburn has had 23 graduates in five years – the most in the SEC. In 2018, Auburn received an Academic Progress Rate Public Recognition Award marking the first time the Tigers have been honored since the award began tracking data in 2004. The NCAA annually honors teams earning multiyear Academic Progress Rates in the top 10 percent of all squads in each sport

- Auburn recently secured its third perfect APR score of 1,000 in mid-May, something that has never been accomplished in program history

- In the past four years, Auburn men's basketball has averaged an APR of 995 (out of 1,000). In the previous four seasons before Pearl and his staff arrived, Auburn's APR average score was 940

- Pearl started AUTLIVE at Auburn in 2015-16 to benefit cancer patients in the fight to beat cancer. AUTLIVE raises the awareness of cancer prevention and detection while t-shirt sales and donations raise money to benefit cancer patients. He initiated the OUTLIVE program in 2009 at Tennessee in recognition of former Vol Chris Lofton, who beat testicular cancer through early diagnosis and treatment and went on to play the entire 2007-08 season while recovering from his battle with the disease

- On Dec. 19, 2019, Children's Harbor in Birmingham, Ala. dedicated their on-site basketball court in honor of the charitable work done by Coach Pearl and the Pearl family over the last six years.

- Bruce Pearl has raised over \$1 million in only five golf tournaments at Auburn. Pearl and his wife, Brandy, have remarkably raised \$770,000 in the last three years benefitting Children's Harbor in Birmingham through the Bruce Pearl For the Children Golf Classic. The mission of Children's Harbor is to help children with serious illness and their families

- The Bruce Pearl Family Foundation in conjunction with L5 Foundation, an organization dedicated to addressing the essential and basic needs of cancer patients, donated \$20,000 to five charities in a ceremony in Knoxville in August 2015

- The Pearl family announced on Feb. 27, 2007, a \$100,000 donation to endow a scholarship in the name of former Tennessee player Dane Bradshaw. The Dane Bradshaw Athletic Scholarship Endowment is awarded to the male or female student-athlete at UT who best epitomizes the characteristics of the 2006-07 senior captain

TOP PERFORMANCES UNDER PEARL AT AUBURN

MOST POINTS TEAM

- 119, vs. Northwestern State (Nov. 27, 2015)
119, vs. Winthrop (Nov. 24, 2017)
- 117, vs. Coastal Carolina (Dec. 15, 2016)
- 116, vs. CSUN (Nov. 15, 2019)**
- 105, vs. Louisiana (Nov. 21, 2014)

MOST POINTS INDIVIDUAL

- 34, Bryce Brown vs. Dayton (Dec. 8, 2018)
- 33, Samir Doughty vs. CSUN (Nov. 15, 2019)**
- 31, Bryce Brown vs. Norfolk State (Nov. 10, 2017)
31, Mustapha Heron vs. Winthrop (Nov. 24, 2017)
31, Jared Harper at UAB (Dec. 15, 2018)

MOST REBOUNDS TEAM

- 66, vs. Mississippi College (Nov. 14, 2018)
- 52, vs. Gardner-Webb (Dec. 6, 2017)
52, vs. CSUN (Nov. 15, 2019)
- 51, vs. Eastern Kentucky (Nov. 17, 2016)
51, at UConn (Dec. 23, 2016)

MOST REBOUNDS INDIVIDUAL

- 19, Cinmeon Bowers at Middle Tennessee (Dec. 12, 2015)
- 18, Cinmeon Bowers vs. Alabama (Jan. 19, 2016)
18, Cinmeon Bowers vs. Ole Miss (Feb. 20, 2016)
- 17, Cinmeon Bowers vs. Milwaukee (Nov. 14, 2014)
17, Cinmeon Bowers vs. Winthrop (Dec. 17, 2014)
17, Cinmeon Bowers vs. Mississippi State (Jan. 21, 2015)
17, Horace Spencer vs. Mississippi College (Nov. 14, 2018)

MOST 3-POINTERS TEAM

- 21, vs. Coastal Carolina (Dec. 15, 2016)
- 18, vs. South Alabama (Nov. 6, 2018)
- 17, vs. Northwestern State (Nov. 27, 2015)
17, vs. Vanderbilt (Feb. 3, 2018)
17, vs. Arkansas (Feb. 20, 2019)
17, vs. North Carolina (Mar. 29, 2019)
17, vs. CSUN (Nov. 15, 2019)

MOST 3-POINTERS INDIVIDUAL

- 9, Bryce Brown at Arkansas (Feb. 17, 2016)
- 8, Kareem Canty at Middle Tennessee (Dec. 12, 2015)
8, Bryce Brown vs. South Carolina (Mar. 3, 2018)
- 7, KT Harrell vs. Coastal Carolina (Dec. 5, 2014)
7, Bryce Brown at Ole Miss (Jan. 9, 2019)
7, Bryce Brown vs. Kansas (Mar. 23, 2019)

MOST FT MADE TEAM

- 31, vs. Arkansas (Feb. 10, 2015)
31, at Arkansas - Feb. 27, 2018)
- 30, at South Carolina (Feb. 17, 2018)
- 29, vs. Georgia (Feb. 24, 2016)
- 29, vs. Ole Miss (Jan. 9, 2017)

MOST FT MADE INDIVIDUAL

- 15, KT Harrell vs. Georgia (Mar. 3, 2015)
15, Jared Harper at UAB (Dec. 15, 2018)
- 14, Jared Harper vs. Ole Miss (Jan. 7, 2017)
- 12, Desean Murray vs. Ole Miss (Jan. 9, 2018)
12, Jared Harper vs. South Carolina (Mar. 15, 2019)

MOST FT ATTEMPTED TEAM

- 42, vs. Eastern Kentucky (Nov. 17, 2016)
42, vs. Alabama (Jan. 21, 2017)
- 40, vs. Arkansas (Feb. 10, 2015)
40, vs. Alabama (Jan. 19, 2016)
- 39, vs. Milwaukee (Nov. 14, 2014)
39, vs. Georgia (Feb. 24, 2016)
39, vs. Georgia State (Nov. 14, 2016)
39, at South Carolina (Jan. 24, 2017)
39, vs. Florida (Feb. 14, 2017)

MOST FT ATTEMPTED INDIVIDUAL

- 18, Cinmeon Bowers vs. Missouri (Jan. 10, 2015)
18, KT Harrell vs. LSU (Mar. 13, 2015)
18, Austin Wiley vs. Alabama (Jan. 21, 2017)
- 17, Jared Harper vs. Ole Miss (Jan. 7, 2017)
- 16, Cinmeon Bowers vs. LSU (Feb. 2, 2016)
16, Jared Harper at UAB (Dec. 15, 2018)

MOST ASSISTS TEAM

- 27, vs. CSUN (Nov. 15, 2019)**
- 25, vs. Saint Peter's (Nov. 28, 2018)
- 24, vs. South Alabama (Nov. 6, 2018)
- 23, vs. Northwestern State (Nov. 27, 2015)
23, vs. USC Upstate (Nov. 29, 2016)
23, at TCU (Jan. 28, 2017)
23, vs. North Florida (Dec. 29, 2018)

MOST ASSISTS INDIVIDUAL

- 16, J'Von McCormick vs. CSUN (Nov. 15, 2019)**
- 14, Jared Harper vs. Vanderbilt (Feb. 3, 2018)
- 13, Jared Harper vs. South Alabama (Nov. 6, 2018)
- 13, Jared Harper vs. North Carolina (Mar. 29, 2019)
- 10, Kareem Canty vs. Northwestern State (Nov. 27, 2015)
10, Jared Harper vs. Gardner-Webb (Dec. 6, 2017)
10, Jared Harper vs. Murray State (Dec. 22, 2018)
10, Jared Harper vs. North Florida (Dec. 29, 2018)

MOST STEALS TEAM

- 20, vs. North Florida (Dec. 29, 2018)
- 16, vs. Saint Peter's (Nov. 28, 2018)
- 14, vs. Georgia (Jan. 20, 2018)
14, vs. Alabama (Feb. 21, 2018)
14, vs. Mississippi College (Nov. 14, 2018)
14, vs. Florida (Mar. 16, 2019)
14, vs. Tennessee (Mar. 17, 2019)
14, vs. New Mexico (Nov. 25, 2019)

MOST STEALS INDIVIDUAL

- 5, K.C. Ross-Miller vs. Oregon State (Nov. 26, 2014)
5, K.C. Ross-Miller vs. Middle Tennessee (Dec. 29, 2014)
5, Antoine Mason at LSU (Feb. 5, 2015)
5, Malik Dunbar vs. UNC Asheville (Dec. 4, 2018)
5, Chuma Okeke vs. Murray State (Dec. 22, 2018)
5, Chuma Okeke vs. North Florida (Dec. 29, 2018)

MOST BLOCKS TEAM

- 12, at Missouri (Jan. 10, 2017)
12, vs. UNC Asheville (Dec. 4, 2018)
- 11, vs. Boston College (Dec. 12, 2016)
11, vs. CSUN (Nov. 15, 2019)
- 10, vs. Gardner-Webb (Dec. 6, 2017)
10, at Murray St. (Dec. 19, 2017)
10, vs. Cornell (Dec. 30, 2017)

MOST BLOCKS INDIVIDUAL

- 7, Horace Spencer at Arkansas (Feb. 17, 2016)
- 6, Horace Spencer vs. Oklahoma State (Jan. 30, 2016)
6, Horace Spencer vs. Boston College (Dec. 12, 2016)
6, Anfernee McLemore vs. Gardner-Webb (Dec. 6, 2017)
6, Anfernee McLemore at Missouri (Jan. 24, 2018)
6, Anfernee McLemore vs. Lehigh (Dec. 21, 2019)

AUBURN VS. FLORIDA SERIES

» The Tigers and Gators resume a series that dates back to 1927. Auburn leads the all-time series 89-79, but trails 49-30 in matchups in Gainesville.

» The last time the Tigers won at Florida was 1996. The Gators have won the last 12 duels in their own gym.

» Last season, Auburn defeated Florida twice, snapping a streak of 21 of 22 victories by the Gators. The Tigers have not won three straight against the Gators since 1995-97.

» Head coach Bruce Pearl is 10-9 vs. Florida in his head coaching career. Against the Gators, Pearl is 6-2 at home, 3-6 on the road and 1-1 in neutral-site games. Pearl was 8-5 against Florida at Tennessee.

SOLID AFTER DEFEAT

» Over the last two seasons, Auburn is 11-4 in games following a loss. Five of those victories came away from Auburn Arena.

» In the 15 games over that span, the Tigers are outscoring opponents 79.3-70.3. Auburn has scored 80-plus points seven times and have held opponents under 70 points in eight games.

A CLASS ABOVE THE REST

» The 2019-20 senior class made history with a win vs. Vanderbilt. The class amassed its 88th win, setting a program record for most victories in a 4-year period at Auburn all-time.

Most Wins in a 4-Year Period	
Seasons	Wins
2016-17 to 2019-20	89
1997-98 to 2000-01	87
2015-16 to 2018-19	85
1996-97 to 1999-2000	85
1998-99 to 2001-02	83

ON THE RISE

» Auburn earned its first top-5 ranking since Jan. 17, 2000 when it appeared at No. 5 in the AP poll on Jan. 6. The Tigers most recently moved up to No. 4 in the Jan. 13 poll.

PLAYER TO WATCH: ANFERNEE MCLEMORE

Anfernee McLemore has played some of his best basketball as of late, averaging 11.3 points per game while shooting 58 percent from the floor over the last three games in SEC play. In three career games vs. Florida, McLemore has averaged 9.0 points per game on 61 percent (11-of-18) shooting from the floor.



» It is just the fifth season the program has been ranked in the top five in its history (1958-59, 1986-87, 1998-99, 1999-2000, 2019-20).

» The last time the Tigers were ranked as high as No. 4 was when they were in that spot four consecutive weeks from Dec. 27, 1999-Jan. 17, 2000. The highest ranking achieved by Auburn is No. 2 on Nov. 22, 1999.

» Coach Pearl is no stranger to being ranked inside the top five. His teams have achieved the benchmark in 10 of his 25 seasons as a head coach. Pearl and Southern Indiana were ranked in the top five every season from 1994-2001 reaching as high as No. 1 in 1995 and between 1997-99. Pearl's 2007 Tennessee team also reached No. 1.

STREAKS COME TO A CLOSE

» Wednesday night's defeat to Alabama marked the end of some of the best streaks in program history.

» The Tigers were off to their third-best start to a season in program history.

Season	Record	First Loss
1958-59	19-0	Feb. 21 at #3 Kentucky
1998-99	17-0	Jan. 20 at #7 Kentucky
2019-20	15-0	Jan. 15 at Alabama

» In the two previous seasons that Auburn has started 15-0, the Tigers have combined for a final record of 48-7, including 26-4 in SEC play. Auburn also won the SEC regular season title in those seasons. The 1998-99 team had the previous single-season wins record (29) before the 2018-19 team that advanced to the Final Four won 30 games.

» Including this season, head coach Bruce Pearl recorded two 15-0 starts in his career, but the 2019-20 season is the first of his tenure as a Division I head coach. He accomplished the feat in 2000-01 (16-0) while at Southern Indiana.

TALE OF THE TAPE



Scoring Offense	80.9	73.8
Scoring Defense	67.3	66.4
Scoring Margin	+13.6	+7.4
FG Pct.	.456	.444
FG Pct. Defense	.403	.406
3-pt. FG Pct.	.316	.323
3-pt. FG Pct. Defense	.301	.310
FT Pct.	.651	.715
Rebounds Per Game	42.0	38.0
Opp. Rebounds Per Game	35.3	33.1
Rebound Margin	+6.8	+4.9
Assists Per Game	13.9	11.6
Turnovers Per Game	13.4	12.1
Opp. Turnovers Per Game	14.6	13.6
Turnover Margin	+1.2	+1.4
Assist/Turnover Ratio	1.0	1.0
Steals Per Game	6.6	6.5
Blocks Per Game	6.1	4.0

LAST 15 VS. FLORIDA

Date	H/A/N	Result
Jan. 14, 2009	H	L, 68-65
Mar. 13, 2009	N	W, 61-58
Feb. 18, 2010	A	L, 78-70
Mar. 11, 2010	N	L, 78-69
Jan. 20, 2011	H	L, 45-40
Feb. 21, 2012	A	L, 63-47
Feb. 16, 2013	H	L, 83-52
Jan. 18, 2014	H	L, 68-61
Feb. 19, 2014	A	L, 71-66
Jan. 15, 2015	A	L, 75-55
Jan. 23, 2016	A	L, 95-63
Feb. 14, 2017	H	L, 114-95
Feb. 24, 2018	A	L, 72-66
Feb. 5, 2019	H	W, 76-62
Mar. 16, 2019	N	W, 65-62

All Games at Auburn: Auburn leads 55-26
 All Games at Auburn Arena: Florida leads 3-2
 All Games at BEMC: Auburn leads 20-12
 All Games at Florida: Florida leads 49-30
 All Games at O'Connell Center: Florida leads 21-5
 Bruce Pearl vs. Florida: 10-9
 Michael White vs. Auburn: 3-2
 All Games at Neutral Sites: Series tied 4-4
 SEC Tournament Games: Florida leads 3-3
 Current Series Streak: 2 by Auburn
 Longest Auburn Streak: 8 ('53-'54/'56-'57)
 Longest Florida Streak: 11 ('10-'18)

TOTAL +/-

	Last Game	Season	Avq.
#0 Jones	-4	-7	-0.7
#1 Johnson	-7	+59	+3.7
#2 Williams	-4	-7	-0.9
#3 Purifoy	-14	+151	+9.4
#4 Franklin	DNP	-10	-2.0
#5 McCormick	-4	+204	+12.8
#10 Doughty	-16	+214	+13.4
#13 Akingbola	-2	-7	-0.6
#22 Flanigan	-6	+72	+4.5
#23 Okoro	-14	+161	+10.1
#24 McLemore	-15	+71	+4.4
#35 Cambridge	-7	+63	+3.9
#50 Wiley	-2	+168	+10.5

» Auburn tied for the third-longest winning streak in program history. The Tigers have produced win streaks of at least 10 games 10 times, including 2019-20. Below are the largest win streaks in program history.

Streak Began	Ended
30 Jan. 22, 1958	Feb. 21, 1959
17 Nov. 13, 1998	Jan. 20, 1999
15 Jan. 30, 1960	Jan. 7, 1961
15 First 15 games of 2019-20	Jan. 15, 2020
14 First 14 games of 1927-28	15th game
14 Dec. 1, 1999	Jan. 22, 2000
14 Nov. 10, 2017	Jan. 17, 2018
12 Feb. 27, 2019	April 6, 2019
11 Third game of 1926-27	Feb. of 1927
10 Jan. 20, 1962	Feb. 26, 1962

» Auburn, which won 14 straight during the 2017-18 season, 12 straight leading into last season's Final Four and currently has won 13 straight games, has won at least 12 straight games in three straight seasons for the first time in program history. There have only been two other times in school history where Auburn has won at least 10 straight games in consecutive seasons.

» The Tigers won the last 11 games of the 1957-58 season and the first 19 games of the 1958-59 season and they won the first 17 games in 1998-99 and won 14 straight during the 1999-2000 season. The 30-game winning streak from 1958-1959 is still the longest in program history.

» Auburn is one of just three programs in the country to boast three separate 12-game winning streaks over the last three seasons, along with Michigan State and Virginia.

» Auburn won 12 straight over opponents in the SEC, dating back to a 78-75 win at Georgia on Feb. 27, 2019.

BEST IN THE COUNTRY SINCE FEB. 27, 2019

» Auburn touts the best record in the nation since Feb. 27, 2019. Since losing at Kentucky, the Tigers are 27-2, which includes runs to the SEC Tournament championship and the Final Four. In that timeframe, Auburn has defeated #3 North Carolina, #5 Tennessee, #7 Kentucky, #8 Tennessee and #17 Kansas. Below are the records of teams from Feb. 27, 2019 until now.

Team	'18-19	'19-20	Total
Auburn	12-1	15-1	27-2 (.931)
Liberty	5-1	18-1	23-2 (.920)
Gonzaga	6-2	18-1	24-3 (.889)
San Diego State	3-3	18-0	21-3 (.875)
Oregon	10-1	14-3	24-4 (.857)
Wichita State	9-2	15-2	24-4 (.857)
Duke	8-2	15-2	23-4 (.852)
Florida State	7-2	15-2	22-4 (.846)
Arkansas	4-2	14-2	18-4 (.818)
Virginia	11-1	11-5	22-6 (.786)

(as of games completed Jan. 15)

SOLID OFFENSE, BETTER DEFENSE

» Auburn has been solid on offense, scoring 80.9 points per game this season. But, what has made a huge difference has been the attention to detail on the defensive end as the Tigers have allowed only 67.3 points per game. That mark is the lowest under head coach Bruce Pearl.

» Listed below are seasons in which the Tigers have scored over 75 points per game, while also holding opponents to fewer than 70 points per game.

Year	AU	Opp
1958-59	77.3	59.9
1964-65	75.1	67.4
1998-99	81.2	61.6
2019-20	80.9	67.3

GOT THE CLAMPS

» The Tigers have made it frustrating for the opposition this season, holding all 16 teams under their scoring average. Listed below are the scoring averages and what Auburn allowed in the matchup.

Team	Avg.	Scored	Diff.
Ga. Southern	82.6*	74	-8.6
Davidson	70.9*	66	-4.9
South Alabama	78.5	69	-9.5
CSUN	73.0	70	-3.0
Colgate	67.3	62	-5.3
New Mexico	85.5	59	-26.5
Richmond	86.4	65	-21.4
Furman	78.2	78 (OT)	-0.2
Saint Louis	73.8	61	-12.8
NC State	82.5	73	-9.5
Lehigh	67.8	51	-16.8
Lipscomb	72.7	59	-13.7
Mississippi State	73.7	68	-5.7
Vanderbilt	79.2	79	-0.2
Georgia	80.0	60	-20.0
Alabama	82.3	82	-0.3

(* 2018-19 avg.)

GETTING NETTY

» Auburn appeared at No. 7 in the NCAA's first release of the NET this season. It previously tied for the highest rating achieved by the Tigers, matching the NET on Dec. 8, 2018. Auburn has since achieved its highest NET ranking at No. 5 on Dec. 30. The Tigers currently stand at No. 13.

» Auburn has appeared in the top 25 of the NET every day since Jan. 29 of last season. The Tigers are the only team in the SEC to be inside the top 25 in every NET ranking since Jan. 29, including this season.

CLASS OF THE SEC: MOST GRADUATES SINCE 2014

When it comes to graduating players, nobody in the SEC has done it better than head coach Bruce Pearl and Auburn. Since 2014, the Tigers have had 23 student-athletes walk across the graduation stage and earn their degrees, which is the highest number in the SEC. Current senior Anfernee McLemore already has his degree in hand as he pursues a master's during the 2019-20 season.

KENPOM.COM CORNER

Adjusted Efficiency Margin

Value	SEC	NCAA
+19.25	1st	19th

Adjusted Offensive Efficiency

Points scored per 100 possessions

Value	SEC	NCAA
110.0	2nd	29th

Adjusted Defensive Efficiency

Points allowed per 100 possessions

Value	SEC	NCAA
90.8	2nd	28th

TOP OF THE PACK

» Auburn has fared well the past three-plus seasons in the non-conference slate. The Tigers lead the SEC in both wins and winning percentage in non-league regular-season games over the last three-plus seasons. Auburn is the only SEC team that has won at least 10 regular-season non-conference games in each of the last four seasons. The Tigers' 35 non-conference regular-season wins over the last three seasons are a school record for the most non-conference wins over a 3-year span, which was previously set from 1998-2000 and 2016-18.

Team	'16-17	'17-18	'18-19	'19-20	Total
Auburn	11-2	12-1	11-2	12-0	46-5
Miss. State	9-3	12-1	12-1	9-3	42-8
Arkansas	11-2	11-2	9-4	11-1	42-9
Kentucky	10-3	11-2	11-2	9-3	41-10
Tennessee	8-5	10-2	12-1	8-4	38-12
Georgia	9-4	9-3	9-4	10-3	37-14
LSU	8-4	9-3	10-3	8-4	35-14
Florida	10-3	9-4	8-5	8-4	35-16
Ole Miss	9-4	7-6	10-3	9-4	35-17
Alabama	7-5	9-4	9-4	7-5	33-17
Texas A&M	8-4	11-2	7-5	6-5	32-16
Missouri	5-7	10-3	9-3	8-4	32-17
S. Carolina	10-3	9-4	5-8	8-5	32-20
Vanderbilt	7-6	6-7	9-4	8-5	30-22

(as of games completed Jan. 16)



» The Tigers have earned wins vs. notable opponents in Arizona, Dayton (twice), Davidson, Middle Tennessee, Murray State (twice), NC State, Oklahoma, TCU, Texas Tech, UConn (twice), Washington and Xavier (twice).

SAME OFFENSE, NEW FOCUS?

» While orchestrating one of the most exciting offenses in college basketball, the Tigers have had a minor switch in philosophy to adjust to its new personnel. Auburn has attacked the basket at a higher rate and gotten better looks at the hoop. Here's where Auburn stands in its first 16 games from 2018-19 and 2019-20.

	2018-19	2019-20
PPG	84.5	80.9
FG-FGA	484-1067	447-980
FG%	45.4%	45.6%
3FG-3FGA	175-488	131-414
3FG%	35.9%	31.6%
3FG Per Gm	10.9	8.2
FT-FTA	209-309	270-415

MAKE ROOM IN THE TROPHY CASE

» Since the 2017-18 season, Auburn has won four trophies: 2018 SEC regular season title, 2019 SEC Tournament crown, 2019 NCAA Midwest Regional championship and the 2019 Legends Classic title.

» The Tigers lead the SEC in trophies in the last two-plus seasons. As a whole, the league has amassed 11 trophies through league championships, conference tournament championships, NCAA regional championships and in-season tournament championships. Auburn has four and Kentucky has three, while Florida, LSU, Tennessee and Texas A&M have all won one.

EVERYBODY EATS

» In nine of Auburn's 16 games, at least four players have scored in double figures. In total, seven different players have reached the 10-point plateau so far this season.

» During the 2018-19 season, the Tigers had four players score in double figures 19 times.

HOME COOKIN'

» Auburn is currently riding an 12-game home winning streak inside Auburn Arena. It is the third home winning streak of at least 10 games since the final home game of the 2016-17 season. There had only been six home winning streaks of at least 10 games in program history prior to that.

Streak Began	Ended
36 Jan. 26, 1957	Jan. 7, 1961
30 Mar. 11, 1998	Mar. 1, 2000
17 3rd game of 1926	15th game of 1927
15 Feb. 27, 1974	Jan. 10, 1976
13 Mar. 4, 2017	Feb. 7, 2018
12 Feb. 14, 2018	Jan. 19, 2019
12 Feb. 20, 2019	?
10 Jan. 7, 1963	Feb. 3, 1964
10 Mar. 2, 2011	Jan. 11, 2012

ICE OKORO

» After hitting the game-winning shot at South Alabama with 2.9 seconds left, Isaac Okoro earned the nickname "Ice."

» In that same game at South Alabama, he became the only Auburn player in the last 15 years with a stat line of 15 points, six rebounds, six assists, two steals and two blocks in a game.

» Okoro ranks second on the team in scoring (13.2) and field goal percentage (.556) and third in blocks (17) and steals (16). In SEC play, Okoro is the scoring leader for Auburn at 14.3 points per game.

» The Powder Springs, Ga. native scored in figures in the first six games of his career, becoming just the second freshman since 1990 to accomplish the feat and the first since Mustapha Heron in 2016. The previous record holder was All-American Wesley Person, who did it in his first 14 games. Heron holds the overall mark at 25 straight games to begin his career.

» Okoro has scored in double figures in 12 of 16 games to begin his career, including six of seven games away from Auburn Arena.

AWARD CASE

Samir Doughty
Legends Classic All-Tournament Team

J'Von McCormick
Mike Slive Invitational MVP
SEC Player of the Week (Jan. 6)

Isaac Okoro
NBC Sports Player of the Week (Jan. 13)
SEC Freshman of the Week (Nov. 18)
SEC Freshman of the Week (Dec. 9)

Austin Wiley
Preseason All-SEC Second Team (Coaches)
Top 20 Breakout Players (Rothstein)
Legends Classic MVP
Legends Classic All-Tournament Team
SEC Player of the Week (Dec. 2)

» Okoro's 55.6 field goal percentage ranks seventh in the country among freshmen.

Player	FG-FGA	FG%
Zeke Nnaji (Arizona)	96-145	66.2
Onyeka Okongwu (USC)	101-163	62.0
Mahamadou Diawara (Stetson)	93-152	61.2
Vernon Carey (Duke)	115-190	60.5
Isaiah Stewart (Washington)	114-196	58.2
Joe Pridgen (Holy Cross)	91-163	55.8
Isaac Okoro (Auburn)	79-142	55.6

» Of the players listed, Okoro is the only player to have attempted more than 15 3-pointers this season (8-of-33).

» Okoro was named SEC Freshman of the Week after Nov. 18 as well as Dec. 9. He is the fourth freshman in program history to earn the weekly recognition twice in a season, joining Jared Harper (2016-17), Aaron Swinson (1991-92) and Wesley Person (1990-91).

» He is one of just four players in the country to have their high school jersey retired, joining Joe Quintana (LMU), Reggie Perry (Mississippi State) and Landers Nolley II (Virginia Tech).

WE'VE GOT J'VON

» While replacing Jared Harper's name in the popular song "We've Got Jared" to "We've Got J'Von" is easy, the replacement of Jared on the court was going to be a challenge heading into the 2019-20 season.

» McCormick has stepped in and already made a huge impact. The senior is leads the SEC with a 2.50 assist-to-turnover ratio and is third in the league with 5.0 assists per game, highlighted by a single-game program record of 16 vs. CSUN.

» The previous record of 15 was held by Eddie Johnson vs. LSU on Jan. 3, 1976. Former floor general Jared Harper was next in line with 14 assists vs. Vanderbilt on Feb. 3, 2018.

GAMEDAY EXPERIENCE: AUBURN ARENA

Built at a cost of \$86 million, Auburn Arena seats 9,121 fans for basketball games. Auburn Arena replaced the old Beard-Eaves Memorial Coliseum as the home of Tiger basketball for the 2010-11 season. The furthest seat in Auburn Arena is just 43 feet away from the court. Two-thirds of the seats are less than 27 feet in elevation from courtside offering a home environment that is unrivaled.



» McCormick's 16 assists are tied for the ninth-most in SEC single-game history and are the most by any player in the league since Phil Pressley (Missouri) had 19 dimes in 2013.

» The New Orleans, La. native was recently named the SEC Player of the Week on Jan. 6 after scoring 28 points in a win at Mississippi State. It was the most points by an Auburn player in a road SEC win since since KT Harrell dropped 28 at LSU Feb. 5, 2015.

LEAVE NO DOUGHT(Y)

» After being a secondary scoring option last season, Samir Doughty has asserted himself as the top option in 2019-20. He's averaging a team-best 15.1 points per game. Last season, Doughty had an average of 7.3 points per game.

Most Improved Players in the SEC

Player	18-19	19-20	Diff.
Nick Richards (UK)	4.0	13.1	+9.1
Yves Pons (UT)	2.2	10.9	+8.7
Immanuel Quickley (UK)	5.2	13.7	+8.5
Samir Doughty (AU)	7.3	15.1	+7.8
Darius Days (LSU)	5.3	12.5	+7.2
John Fulkerson (UT)	3.1	11.1	+7.0

» In Auburn's win at South Alabama, Doughty scored 10 points and tied a career-high with 10 rebounds. It was his second career double-double and first as a member of the Auburn Tigers. The Philadelphia, Pa. native had 10 points and 10 assists against Saint Joe's while suiting up for VCU on Feb. 14, 2017. Doughty's 10 rebounds matched his output vs. Dayton on Dec. 8, 2018.

» Doughty followed up that performance with a career-high 33 points on 10-of-15 from the floor, including 6-of-8 from deep, in the Tigers' 116-70 triumph over CSUN. He also chimed in with eight boards and three assists.

» In Auburn's win vs. Colgate, Doughty had a team-best 20 points on 7-of-13 shooting. In that game, Doughty produced a crossover, step-back 3-pointer that sent his defender flying and earned him the No. 1 spot on the Sportscenter Top 10 for Nov. 18.

» The senior was named to the Legends Classic All-Tournament Team after scoring 19 points against New Mexico and 22 vs. Richmond, both team-highs.

» Doughty has five 20-point games in the first 12 games this season after the senior entered the season with just two 20-point efforts in 75 career games.

THE BIG MAN IS HUNGRY

» Austin Wiley is as healthy as he's ever been and it's showing. The senior has scored in double figures in 12 of 16 games and has double-digit rebounds eight times so far this season. Wiley has seven double-doubles this season, including four in the last six games, after entering the season with just two in his career.

» Where Wiley has shown the most progress is at the charity stripe. Coming into the season as a 52.5 percent free throw shooter, the senior is 67-of-98 from the charity stripe (68.4 percent).

» Wiley draws 8.4 fouls per 40 minutes, good for the second most of any player in the country, trailing only Darius Williams of Prairie View A&M (8.5).

» He was named the SEC Player of the Week on Dec. 2 - the first in his career - after averaging 16 points and 10.5 rebounds per game en route to being named the MVP at the Legends Classic. He became the fourth center in program history to earn the weekly award, joining Mamadou N'diaye (1999), Aaron Swinson (1994) and Jeff Moore (1987).

RETURN TO SENDER

» After setting a program record with 190 blocks last season, the Tigers have had four of the program's top-11 single-season block totals during Bruce Pearl's five seasons on the Plains.

» A big key to that has been the brick wall of Anfernee McLemore, who is inside the top five in program history in career blocks.

All-Time Blocks Leaders (Auburn)

1. Kyle Davis	2000-04	360
2. Mamadou N'diaye	1996-2000	241
3. Anfernee McLemore	2016-P	178
4. Horace Spencer	2015-19	170
5. Korvotney Barber	2005-09	155
6. Charles Barkley	1981-84	145
7. Chris Morris	1984-88	141
8. Pat Burke	1993-97	133
9. Asaahn Dixon-Tatum	2012-14	108
10. Kenny Gabriel	2009-12	105

» McLemore also ranks highly in the country in career active blocks leaders.

Active Career Blocks Leaders

1. Mike Watkins	Penn St.	253
2. Josh Nebo	Texas A&M	252
3. Hayden Koval	Central Ark.	237
4. James Dickey	UNCG	204
5. Osasumwen Osaghae	FIU	199
6. Nathan Knight	William & Mary	194
7. Matt Haarms	Purdue	186
8. Luke Knapke	Toledo	180
9. Anfernee McLemore	Auburn	178
James Banks III	Georgia Tech	178

RPI IMPROVEMENT

» In the four seasons before 2014-15, the Tigers held an average final RPI of 202. Since that point, Auburn has averaged a final RPI of 80.8. Here are the final RPI/NET rankings in the last nine seasons.

2010-11	253
2011-12	145
2012-13	250
2013-14	160
2014-15	132 (Under Coach Pearl)
2015-16	160 (Under Coach Pearl)
2016-17	82 (Under Coach Pearl)
2017-18	16 (Under Coach Pearl)
2018-19	14 (Under Coach Pearl)

PEARL RISING IN SEC RECORD BOOK

» Through his tenures as head coach at two SEC schools - Auburn and Tennessee - Bruce Pearl has won a ton of games. Below is where he stands in the SEC coaching ranks all-time.

TAKING AWAY OPTION A

Auburn has put an increased emphasis on taking out the opposition's top scorer heading into the matchup. Listed below are the top scorers Auburn has faced as well as how it fared this season.

Opp.	Player	AVG	PTS	FG-A	TO	
GSU	Jackson	14.8*	6	2-6	2	
Davidson	Grady	17.3*	6	2-10	4	
So. Ala.	Ajayi	21.5	15	6-10	2	
CSUN	Gomez	22.0	23	8-23	1	
Colgate	Ivanuskas	14.3	12	6-17	3	
UNM	Lyle	19.8	2	1-10	3	
Richmond	Francis	18.6	7	3-14	3	
Furman	Lyons	14.8	11	4-15	2	
Saint Louis	Goodwin	15.4	15	7-17	4	
NC State	Bryce	15.9	21	7-15	2	
Lehigh	Cohen	13.9	18	7-20	5	
Lipscomb	Johnson	15.2	17	5-13	3	
Miss. St.	Carter	15.4	4	1-11	1	
Vanderbilt	Nesmith	23.4	18	7-14	1	
Georgia	Edwards	18.7	18	6-15	3	
Alabama	Petty Jr.	16.7	7	2-9	1	
Totals		16 players	17.4	12.5	74-229	2.3
* 2018-19 avg.			(200)	(.323)	(37)	

THE GREATEST SEASON EVER

» The Tigers reached the Final Four for the first time in program history. Auburn is the first program from the state of Alabama to reach the Final Four.

» Auburn became the only team to defeat Kansas, Kentucky and North Carolina - the three winningest programs in NCAA history - in consecutive games in NCAA Tournament history.

» The Tigers won four games in four days to capture their second SEC Tournament title (1985) all-time.

» Auburn set a program record with 30 wins in the 2018-19 season.

» Auburn broke the SEC record with 454 3-pointers as a team. The record was held previously by the 1995 Arkansas team with 361. The Tigers finished only 10 3-pointers away from matching the NCAA record of 464 currently held by the 2018 Villanova squad.

» The Tigers won four straight games over AP Top-10 teams for the first time in program history following wins against No. 5 and No. 8 Tennessee, No. 3 North Carolina and No. 7 Kentucky. Auburn won five straight over top-25 opponents for the first time ever during its historic March run, which including triumphs over No. 5 and No. 8 Tennessee, No. 17 Kansas, No. 3 North Carolina and No. 7 Kentucky.

» The Tigers made their 10th NCAA Tournament appearance in program history and first in back-to-back seasons since 1999-2000. Auburn is 16-10 all-time in NCAA Tournament play.

By Victories (SEC Schools Only)

12.	Ray Mears	UT	278
	Roy Skinner	VU	278
14.	Wimp Sanderson	UA	265
	John Mauer	UK/UT/UF	265
16.	Hank Crisp	UA	264
17.	Bruce Pearl	AU/UT	261
18.	Nolan Richardson	AR	249

SEC Regular Season Games

15.	Joel Eaves	AU	124
16.	Rick Stansbury	MS	122
17.	Hank Crisp	UA	112
18.	Don DeVoe	UT/UF	110
19.	Nolan Richardson	AR	109
20.	Bruce Pearl	AU/UT	108
21.	Bob Polk	VU	107

PEARL WINS HIS 100TH GAME AT AUBURN

» Auburn's win over Kentucky in the Elite Eight was Bruce Pearl's 100th win in his 171st game as Auburn's head coach. Pearl is the first head coach in Auburn history to win 100 games in his first five seasons. This includes a 5-3 mark in the NCAA Tournament as Pearl matches Cliff Ellis (5-3) for the second-most NCAA Tournament wins by a head coach in Auburn history. Pearl and Ellis only trail Sonny Smith, who led the Tigers to a 7-5 record in five straight NCAA Tournament appearances from 1984-88.

» With a win at Vanderbilt on Feb. 16, Coach Pearl picked up his 100th SEC win. Pearl became the 23rd coach in conference history to amass 100 victories and just the fifth to accomplish the feat while coaching two schools.

» The other coaches to have 100 SEC wins while leading two programs include C.M. Newton (195, Alabama and Vanderbilt), Tubby Smith (139, Georgia and Kentucky), Don DeVoe (110, Tennessee and Florida) and John Mauer (103, Tennessee and Florida).

» Coach Pearl is one of just two active coaches to tally 100 conference wins in the league, joining Kentucky head coach John Calipari.

AUBURN ARENA SELLOUTS

» Auburn posted its first sellout of the season vs. NC State and then did it again the last four home games to bring its total to 33 in Auburn Arena history. It is the first time in the building's history that it has been sold out for five straight games.

» Of the 33 sellouts, 28 have come in the six seasons under head coach Bruce Pearl. Fourteen of the last 19 SEC games at Auburn Arena have been sold out.

LET IT FLY

» As Coach Pearl has said, "As long as the 3 is worth more than the 2, we'll continue to take them." Below are all the games Auburn has hit at least 15 3-pointers as a team.

All-Time Games with 15+ 3-pointers

3s	Opponent	Date
21	Coastal Carolina	Dec. 15, 2016
18	South Alabama	Nov. 6, 2018
18	Temple	Nov. 19, 2004
17	CSUN	Nov. 15, 2019
17	North Carolina	March 29, 2019
17	Arkansas	Feb. 20, 2019

NEW BLOODS VS. BLUE BLOODS

	'17-18	'18-19	'19-20	Overall	Trophies	Conf. Titles	Tourn. Titles	vs. AU
Auburn	26-8	30-10	15-1	71-19	4	1	1	-
Kentucky	26-11	30-7	12-4	68-22	3	0	1	2-2
Kansas	31-8	26-10	13-3	70-21	5	1	1	0-1
North Carolina	26-11	29-7	8-8	61-28	1	1	0	0-1
Duke	29-8	32-6	15-2	76-16	3	0	1	1-0
Michigan State	30-5	32-7	13-4	75-16	6	2	1	0-0

Trophies, titles and vs. AU since 2017-18

17	Vanderbilt	Feb. 3, 2018
17	Northwestern State	Nov. 27, 2015
16	LSU	Feb. 9, 2019
16	Missouri	Jan. 30, 2019
15	Tennessee	March 17, 2019
15	Saint Peter's	Nov. 28, 2018
15	Alabama	Feb. 4, 2017
15	Arkansas	Feb. 17, 2016
15	Nicholls State	Nov. 24, 2004
15	Arkansas	Jan. 6, 1996
15	West Florida	Dec. 12, 1994

OKORO ON DRAFT BOARDS

» In the latest 2020 NBA Mock Draft on ESPN.com, freshman Isaac Okoro was projected to be picked 10th.

» "He is one of the most gifted athletes in this class. He has a shredded, 225-pound frame that makes it impossible to dislodge him on straight line drives. He also has outstanding feet getting over the top of screens or mirroring opponents in one-on-one situations. His 6-foot-10 wingspan should allow him to see time guarding power forwards in smaller lineups, but he's at his best right now smothering point guards. Seven games into the season, there's little doubt that Okoro has established himself as one of the best defenders in college basketball." - Jonathan Givony

» The Athletic's Sam Vecenie tabs Okoro to go 14th overall.

» "To call him defense first is real. Okoro might be the best defensive wing in the country right now, and he's only 18 years old. He's an absolute monster athletically, and he flies around and makes plays while also consistently staying close enough guarding position to handle his man. Okoro is an exceptional finisher due to that leaping ability, and his feel for the game is strong. He makes plays for his teammates, and can pass it a bit." - Sam Vecenie

EARLY BRACKETOLOGY

» Auburn is currently projected as a No. 1 seed in the South Regional by Sporting News' Mike DeCourcy. The Tigers are a No. 2 seed in the Midwest Regional and No. 5 seed overall by ESPN.com's Joe Lunardi.

HIGH-QUALITY OPPONENTS

» Auburn has played seven opponents picked to finish in the top three of its league. The Tigers were the only team in the SEC to play seven top-3 projected finishers in their first eight games of the season.

» Auburn played Georgia Southern (third), Davidson (second), South Alabama (first), CSUN (third), Colgate (first) New Mexico (third) and Furman (third).

» The Tigers tout the 22nd-best strength of schedule according to the NET.

THE SCHEDULE

» Auburn has put together another top-25 schedule to get the Tigers ready for the second half of the season. Auburn has won more games than any team in the SEC ranked in the KenPom top 100, including away from home.

Team	Top-100 Wins	Away From Home
Auburn	7	4
Kentucky	6	2
LSU	5	2
Alabama	5	1
Florida	4	3
Georgia	4	1
Tennessee	3	3
Missouri	3	2
South Carolina	3	2
Arkansas	3	2
Mississippi State	2	1
Ole Miss	1	1
Texas A&M	1	0
Vanderbilt	1	0

(as of games completed Jan. 16)

FAST STARTS

» Auburn has put an emphasis on starting fast out of the gate. Below are the biggest runs to begin a game this season.

Team	Run	Time Elapsed
Davidson	12-2	4:57
CSUN	11-0	2:32
Colgate	15-2	3:27

TIGERS PERFECT VS. NON-CON AT HOME

» Auburn has posted a 28-0 home record against non-conference opponents over the last three-plus seasons, including an 8-0 mark last season, 7-0 in 2017-18 and 6-0 in 2016-17.

» During Bruce Pearl's five years as Auburn's head coach, the Tigers have posted a 39-3 (.929) mark against non-conference opponents at Auburn Arena.

WILEY PICKED PRESEASON ALL-SEC

» Austin Wiley was chosen Preseason Second Team All-SEC by the league's coaches. He was one of 20 players chosen to the annual list.

» In 29 games last season, Wiley averaged 6.9 points and 4.0 rebounds per game to go along with 37 blocks. The senior shot a team-best 57 percent from the floor and scored in double figures eight times.

WHAT'S RETURNING?

» Auburn returns just two starters from last season's Final Four and SEC Tournament championship winning team in Samir Doughty and Anfernee McLemore.

» The Tigers return just 32 percent of their 3,188 points from a season ago. Auburn lost five of its top eight scorers, including its top three from last year's team.

ROSTER NUGGETS

» Auburn boasts a unique roster heading into the 2019-20 season. The Tigers have seven seniors, zero juniors, five sophomores and eight freshmen.

» Auburn's eight newcomers is tied with Florida for second-most in the SEC behind Georgia's 10. It is the second-most newcomers Bruce Pearl has had at Auburn, trailing only 10 in 2016-17.

» Auburn has 10 players who are 6-foot-6 or taller, which is the most Coach Pearl has had at Auburn and tied for the most he's ever had (10 in 2010-11 at Tennessee).

» Auburn is one of just two programs to have two sets of father-son combinations on its roster: Head coach Bruce Pearl and assistant coach Steven Pearl, as well as assistant coach Wes Flanigan and freshman Allen Flanigan. Utah's combinations include head coach Larry Krystkowiak and freshman Luc Krystkowiak, as well as director of operations Chris Jones and freshman Rylan Jones.

AS GOOD AS IT HAS EVER BEEN

» Auburn finished the 2018-19 season 30-10 after making the first Final Four appearance in program history, breaking the 1998-99 Tigers' program record of 29 victories. Auburn has compiled a 56-18 (.757) record over the last two seasons, including a 24-12 (.667) mark in the SEC. The Tigers went 26-8 and claimed the third regular-season SEC championship (1960, 1999 and 2018) in program history with a 13-5 conference record last season before advancing to the second round of the NCAA Tournament.

» This is the third time in program history that the Tigers have won 20-plus games in at least two straight seasons. It is the first time Auburn has strung together back-to-back seasons with 25-plus wins and the Tigers' set a new program record with its 30th win of the season in the Elite Eight against Kentucky. Auburn, Kentucky and Tennessee are the only three SEC teams that have won at least 26 games in each of the last two seasons. Auburn won 18 games two years ago and currently has won 74 games in the last three seasons, which is a program record for wins in a three-year stretch. The Tigers won 71 games from the 1998-99 season to the 2000-01 season.

2017-18: 26 overall wins
2018-19: 30 overall wins

1998-99: 29 overall wins
1999-2000: 24 overall wins

1983-84: 20 overall wins
1984-85: 22 overall wins
1985-86: 22 overall wins

Most Wins in a Two-Year Period Seasons Wins

2017-18 & 2018-19	56
1998-99 & 1999-2000	53

Most Wins in a Three-Year Period Seasons Wins

2016-17 to 2018-19	74
1998-99 to 2000-01	71
1997-98 to 1999-00	69
1983-84 to 1985-86	64
1984-85 to 1986-87	62
1996-97 to 1998-99	61

Most Wins in Program History

Year	Record	Year	Record
2018-19	30-10	1999-2000	24-10
1998-99	29-4	2002-03	22-12
2017-18	26-8	1985-86	22-11
2008-09	24-12	1984-85	22-12

PRESEASON 2019-20 SEC POLL

» Heading into the 2019-20 season, Auburn was picked to finish fourth in the preseason Southeastern Conference poll. The predicted fourth-place finish is the third-highest projection for the Tigers in the annual poll since 2000. Auburn was chosen to finish third in the 2003-04 and 2018-19 polls.

1. Kentucky
2. Florida
3. LSU
4. Auburn
5. Tennessee
6. Alabama
7. Mississippi State
8. Ole Miss
9. Georgia
10. South Carolina
11. Arkansas
12. Texas A&M
13. Missouri
14. Vanderbilt

AUBURN MEN'S BASKETBALL TEAM DAY

» Following the Tigers' run to the Final Four, April 24, 2019 was declared "Auburn University Men's Basketball Team Day" in a proclamation by Alabama Governor Kay Ivey.

» Governor Ivey: "This team said, 'Why not us?' And for the first time in the history of Auburn men's basketball, this team went to the Final Four. And on the court and off the court, these team members brought dignity and determination to everything they did. They did it with class."

MEET THE FUTURE

Following the greatest season in Auburn basketball history that included a run to the Final Four and a Southeastern Conference Tournament title, head coach Bruce Pearl and Tigers signed three elite players during the 2019-20 early signing period.

"We signed three great kids who have all worked extremely hard to try to separate themselves from the competition - Justin Powell as an elite shooter, Sharife Cooper as a unique and special playmaker and scorer, and Chris Moore as a powerful, versatile mismatch." - Head Coach Bruce Pearl

2020 Class

Name	Pos.	Ht.	Hometown
Sharife Cooper	G	6-0	Powder Springs, GA
Chris Moore	F	6-6	West Memphis, AR
Justin Powell	G	6-5	Goshen, KY

- Consensus top-15 class: #9 (ESPN), #12 (247 Sports), #14 (Rivals)
- 3rd top-10 class signed in the early signing period all-time
- Auburn, Kentucky and LSU are the only 3 in the SEC to sign top-25 classes 5 times in the past 6 years

**Sharife Cooper
G, 6-0, 160**

ESPN: 5 star, #17 overall, #2 PG, #2 in GA
Rivals: 5 star, #16 overall, #4 in GA
247 Sports: 5 star, #19 overall, #2 PG, #2 in GA

- Highest rated signee in program history
- 2018-19 USA Today National Player of the Year
- Led McEachern HS to 32-0 record and a state title his junior year
- Took part in 2019 USA Basketball Men's Junior National Team July minicamp
- 28.6 points, 8.7 assists, 6.0 rebounds and 4.1 steals per game as a junior

**Chris Moore
F, 6-6, 220**

ESPN: 3 star, #5 in AR
Rivals: 4 star, #101 overall, #4 in AR
247 Sports: 3 star, #126 overall, #4 in AR

- 17.2 points, 13.0 rebounds, 4.9 assists, 1.5 blocks 63% FG as a junior
- Led West Memphis HS to state semifinals
- 17.7 points, 6.1 rebounds, 1.3 assists, 1.1 blocks per game for Woodz Elite in Nike EYBL Circuit
- Led Woodz Elite to No. 1 national ranking

**Justin Powell
G, 6-5, 180**

ESPN: 4 star, #82 overall, #1 in KY
Rivals: 3 star
247 Sports: 3 star, #153 overall, #2 in KY

- Wasn't ranked in September last year due to injury, rose all the way to #82 in 14 months
- 13.2 points per game with Indy Heat
- 50% FG, 55% 3-pt in Nike EYBL Circuit
- Last player signed out of KY was Daymeon Fishback

STAT RANKINGS (AS OF 1/16)

	Value	SEC	NCAA
Winning Pct.	0.94	1st	4th
Scoring Offense	80.9	2nd	16th
Scoring Defense	67.3	10th	137th
Scoring Margin	+13.6	1st	18th
Field Goal Pct.	.456	6th	90th
Field Goal Pct. Def.	.403	8th	80th
3-pt. FG Per Game	8.2	3rd	90th
3-pt. FG Pct.	.316	7th	257th
3-pt. FG Pct. Def.	.301	6th	66th
Free Throw Pct.	.651	13th	309th
Free Throw Made	270	2nd	43rd
Free Throws Att.	315	1st	11th
Rebounds	42.0	1st	6th
Rebound Margin	+6.8	2nd	35th
Off. Rebounds	13.7	2nd	10th
Def. Rebounds	28.3	2nd	39th
Assists	14.9	6th	138th
Assist/Turnover	1.04	4th	129th
Turnover Margin	+1.2	5th	120th
Turnovers Forced	14.6	4th	132nd
Blocks	6.1	1st	8th
Steals	6.6	8th	172nd

INDIVIDUAL

Assists Per Game

J'Von McCormick 5.0 4th 55th

Assist-Turnover Ratio

J'Von McCormick 2.50 1st 33rd

Blocks Per Game

Austin Wiley 1.9 4th 51st

Anfernee McLemore 1.6 7th 78th

Defensive Rebounds Per Game

Austin Wiley 6.3 2nd 62nd

Double-Doubles

Austin Wiley 7 2nd 29th

Free Throws Attempts

Austin Wiley 98 2nd 55th

Samir Doughty 88 6th 100th

Free Throws Made

Samir Doughty 67 4th 88th

Austin Wiley 65 5th 105th

Offensive Rebounds Per Game

Austin Wiley 3.2 3rd 45th

Points Per Game

Samir Doughty 15.1 11th 234th

Rebounds Per Game

Austin Wiley 9.4 2nd 41st

Total Assists

J'Von McCormick 80 4th 71st

Total Blocks

Austin Wiley 30 4th 57th

Anfernee McLemore 25 7th 84th

Total Rebounds

Austin Wiley 151 2nd 60th

WINS/LOSSES

Category	Wins	Losses
Scoring Offense	82.1	64.0
Scoring Defense	66.3	83.0
Scoring Margin	+15.8	-19.0
Field Goal Pct.	.466	.317
Field Goal Pct. Def.	.402	.429
3-pt. FG Per Game	8.3	7.0
3-pt. FG Pct.	.321	.250
3-pt. FG Pct. Def.	.302	.286
Free Throw Pct.	.657	.567
Free Throws Made	16.9	17.0
Opp. Free Throws Made	11.5	29.0
Rebounds	41.9	43.0
Rebound Margin	+7.1	+2.0
Off. Rebounds	13.7	13.0
Def. Rebounds	28.2	30.0
Assists	14.3	8.0
Assist/Turnover	1.1	0.4
Turnover Margin	+1.7	-6.0
Turnovers Forced	14.5	15.0
Steals	6.6	6.0
Blocks	6.1	7.0

CURRENT STREAKS

Overall	Lost 1
vs. Unranked	Lost 1
vs. Ranked	Lost 1
Home	Won 12
vs. SEC	Won 5
vs. Non-SEC	Won 28
vs. Ranked	Won 1
vs. Unranked	Won 11
Road	Lost 1
vs. SEC	Lost 1
vs. Non-SEC	Won 1
vs. Ranked	Lost 3
vs. Unranked	Lost 1
Neutral	Won 4
vs. Ranked	Lost 1
vs. Unranked	Won 11

CONSECUTIVE GAMES WITH A 3-POINTER

Isaac Okoro	3
Jamal Johnson	2
Danjel Purifoy	2

CONSECUTIVE GAMES WITH 10+ POINTS

AUBURN IN THE RANKINGS

Date	AP	Coaches	NET
Preseason	24	23	-
Nov. 11	22	23	-
Nov. 18	19	18	-
Nov. 25	18	17	-
Dec. 2	14	13	-
Dec. 9	12	10	-
Dec. 16	12	9	7
Dec. 23	8	8	8
Dec. 30	8	7	5
Jan. 6	5	5	6
Jan. 13	4	4	6

AP POLL

Rank	School	Record	Points
1	Gonzaga (30)	18-1	1,574
2	Baylor (31)	13-1	1,567
3	Duke (4)	15-1	1,567
4	Auburn	15-0	1,359
5	Butler	15-1	1,299
6	Kansas	12-3	1,286
7	San Diego State	17-0	1,286
8	Oregon	14-3	1,163
9	Florida State	14-2	1,093
10	* Kentucky	12-3	960
11	Louisville	13-3	943
12	West Virginia	13-2	911
13	Dayton	14-2	842
14	Villanova	12-3	822
15	Michigan State	13-4	735
16	Wichita State	15-1	629
17	Maryland	13-3	616
18	Seton Hall	12-4	496
19	Michigan	11-5	358
20	Colorado	13-3	345
21	Ohio State	11-5	270
22	Memphis	13-3	232
23	Texas Tech	10-5	111
24	Illinois	12-5	109
25	Creighton	13-4	97

Others receiving votes: Iowa 88, Stanford 77, *Arkansas 65, Indiana 50, Virginia 41, Penn State 36, *LSU 30, Arizona 20, Wisconsin 19, Liberty 11, Northern Iowa 10, Purdue 10, Duquesne 9, Washington 9, TCU 8, Rutgers 8, Virginia Tech 5, Oregon State 4, Houston 4, BYU 3, East Tennessee State 2, Saint Mary's 1, Harvard 1, Akron 1, USC 1

* - Auburn opponent

USA TODAY COACHES POLL

Rank	School	Record	Points
1	Gonzaga (16)	18-1	775
2	Baylor (10)	13-1	764
3	Duke (6)	15-1	757
4	Auburn	15-0	685
5	Butler	15-1	660
6	San Diego State	17-0	622
7	Kansas	12-3	586
8	Oregon	14-3	543
9	Florida State	14-2	508
10	Louisville	13-3	469
11	Dayton	14-2	452
12	* Kentucky	12-3	449
13	West Virginia	13-2	432
14	Michigan State	13-4	391
15	Villanova	12-3	356
16	Wichita State	15-1	309
17	Maryland	13-3	301
17	Seton Hall	12-4	279
19	Ohio State	11-5	137
20	Michigan	11-5	131
21	Colorado	13-3	120
22	Memphis	13-3	73
23	Texas Tech	10-5	72
24	Iowa	11-5	60
25	Stanford	14-2	59

Others receiving votes: Creighton 53, Virginia 51, *Arkansas 44, Indiana 38, Arizona 37, Illinois 33, Penn State 23, *LSU 22, Rutgers 19, Houston 18, Wisconsin 17, Purdue 15, Northern Iowa 10, TCU 7, Saint Mary's 6, Marquette 6, Xavier 4, *New Mexico 3, Liberty 2, Yale 1, Providence 1

* - Auburn opponent

AUBURN'S RECORD

Overall	15-1
Home	9-0
Away	2-1
Neutral	4-0
Conference	3-1
Home	2-0
Away	1-1
Non-Conference	12-0
Home	7-0
Away	1-0
Neutral	4-0
Overtime	1-0
Ranked opponents	0-0
Unranked opponents	14-1
Wearing white uniforms	9-0
Wearing navy uniforms	3-1
Wearing orange uniforms	3-0
Leading at half	13-0
Trailing at half	2-1
Tied at half	0-0
Leading with 5:00 remaining in second half	13-0
Trailing with 5:00 remaining in second half	2-1
Tied with 5:00 remaining in second half	0-0
Has more rebounds than opponent	10-1
Has fewer rebounds than opponent	5-0
Same rebounds as opponent	0-0
Commits more turnovers than opponent	4-1
Causes more turnovers than opponent	10-0
Same turnovers as opponent	1-0
Has more FT attempts than opponent	14-0
Has fewer FT attempts than opponent	1-1
Same FT attempts as opponent	0-0
Shoots 40% or better from field	14-0
Shoots less than 40% from field	1-1
Opponent shoots 40% or better from field	8-1
Opponent shoots less than 40% from field	7-0
Shoots better than opponent	13-0
Opponent shoots better	2-1
Same FG percentage	0-0
Bench outscores opponent's bench	8-1
Opponent's bench outscores Auburn bench	7-0
Same points off the bench	0-0
Auburn scores 100 or more	1-0
Auburn scores between 90-99	1-0
Auburn scores between 80-89	7-0
Auburn scores between 70-79	5-0
Auburn scores between 60-69	1-1
Auburn scores less than 60	0-0
Opponent scores 100 or more	0-0
Opponent scores between 90-99	0-0
Opponent scores between 80-89	0-1
Opponent scores between 70-79	5-0
Opponent scores between 60-69	7-0
Opponent scores less than 60	3-0
On Sunday	1-0
On Monday	2-0
On Tuesday	3-0
On Wednesday	1-1
On Thursday	2-0
On Friday	2-0
On Saturday	4-0
In November	6-0
In December	6-0
In January	3-1
In February	0-0
In March	0-0
In April	0-0
Five-plus players score in double-figures	5-0
Four players score in double figures	4-0
Three players score in double figures	4-1
Two players score in double figures	2-0
One player scores in double figures	0-0

MISCELLANEOUS STATISTICS

Largest margin of victory	46, vs. CSUN (11/15/19)
Smallest margin of victory	1, at South Alabama (11/12/19)
Largest margin of defeat	19, at Alabama (1/15/20)
Smallest margin of defeat	19, at Alabama (1/15/20)
Biggest rebound margin	+20, vs. Furman (12/5/19)
Biggest rebound deficit	-6, vs. Saint Louis (12/14/19)
Average margin of victory/defeat	+15.8/-19.0
Largest halftime lead	32, vs. Colgate (11/18/19)
Largest halftime lead blown	-
Largest halftime deficit	9, at Alabama (1/15/20)
Largest halftime deficit overcome to win	8 (2x), last vs. Georgia (1/11/20)
Largest overall lead	50, vs. CSUN (2H) (11/15/19)
Largest overall lead blown	-
Largest overall deficit	19, at Alabama (2H) (1/15/20)
Largest deficit overcome to win	14, vs. Furman (2H) (12/5/19)

TEAM EXTREMES

Most points scored	116, vs. CSUN (11/15/19)
Fewest points scored	64, at Alabama (1/15/20)
Most rebounds	52, vs. CSUN (11/15/19)
Fewest rebounds	36, at South Alabama (11/12/19)
Most assists	27, vs. CSUN (11/15/19)
Fewest assists	8, at Alabama (1/15/20)
Most turnovers	21 (2x), last at Alabama (1/15/20)
Fewest turnovers	7, vs. Saint Louis (12/14/19)
Most steals	14, vs. New Mexico (11/25/19)
Fewest steals	2, vs. Vanderbilt (1/8/20)
Most blocks	11, vs. CSUN (11/15/19)
Fewest blocks	2, vs. Georgia Southern (11/5/19)
Best shooting percentage	.568 (42-74), vs. CSUN (11/15/19)
Worst shooting percentage	.317 (20-63), at Alabama (1/15/20)
Best 3-pt. percentage	.486 (17-35), vs. CSUN (11/15/19)
Worst 3-pt. percentage	.160 (4-25), vs. Furman (12/5/19)
Best FT percentage	.938 (15-16), vs. CSUN (11/15/19)
Worst FT percentage	.400 (8-20), vs. New Mexico (11/25/19)
Most points (1st half)	66, vs. CSUN (11/15/19)
Fewest points (1st half)	27 (2x), last at Alabama (1/15/20)
Most points (2nd half)	51, at Mississippi State (1/4/20)
Fewest points (2nd half)	32, at South Alabama (11/12/19)
Most points (OT)	15, vs. Furman (12/5/19)
Fewest points (OT)	15, vs. Furman (12/5/19)

STARTING LINEUPS

Record when starting lineup is:

Doughty, McCormick, Okoro, Purifoy, Wiley _____ 15-1

Record when starts (Career):

Samir Doughty	15-1 (34-9)
J'Von McCormick	15-1 (15-1)
Isaac Okoro	15-1 (15-1)
Danjel Purifoy	15-1 (28-13)
Austin Wiley	15-1 (29-13)
Anfernee McLemore	0-0 (25-9)

AUBURN INDIVIDUAL GAME HIGHS

Points	33, Samir Doughty vs. CSUN (11/15/19)
	24, Samir Doughty vs. NC State (12/19/19)
Field Goals Made	10, Samir Doughty vs. CSUN (11/15/19)
	8, Isaac Okoro vs. CSUN (11/15/19)
Field Goal Att.	16, Samir Doughty vs. Richmond (11/26/19)
	15, Samir Doughty vs. CSUN (11/15/19)
FG Pct.	1.000 (4-4), Austin Wiley vs. NC State (12/19/19)
3-Point FG Made	6, Samir Doughty vs. CSUN (11/15/19)
	5, Samir Doughty vs. New Mexico (11/25/19)
3-Point FG Att.	9, Samir Doughty vs. Colgate (11/18/19)
	9, Samir Doughty vs. New Mexico (11/25/19)
	9, Danjel Purifoy vs. New Mexico (11/25/19)
3-Pt FG Pct.	.800 (4-5), Jamal Johnson at South Alabama (11/12/19)
Free Throws Made	10, Isaac Okoro vs. Vanderbilt (1/8/20)
	9, Samir Doughty vs. NC State (12/19/19)
	9, Austin Wiley vs. Vanderbilt (1/8/20)
Free Throw Att.	12, Samir Doughty vs. NC State (12/19/19)
	11, Austin Wiley vs. Richmond (11/26/19)
FT Pct.	1.000 (7-7), Samir Doughty vs. CSUN (11/15/19)
	1.000 (8-8), Austin Wiley vs. Lehigh (12/21/19)
Rebounds	15, Austin Wiley vs. Lehigh (12/21/19)
	13, Austin Wiley vs. New Mexico (11/25/19)
	13, Austin Wiley at Alabama (1/15/20)
Assists	16, J'Von McCormick vs. CSUN (11/15/19)
	8, J'Von McCormick vs. Colgate (11/18/19)
Steals	4, Samir Doughty vs. Georgia Southern (11/5/19)
	4, Samir Doughty vs. NC State (12/19/19)
Blocked Shots	6, Anfernee McLemore vs. Lehigh (12/21/19)
	4, Anfernee McLemore vs. CSUN (11/15/19)
Turnovers	7, Samir Doughty at Alabama (1/15/20)
	6, Samir Doughty vs. Furman (12/5/19)
	6, Isaac Okoro vs. Furman (12/5/19)
Fouls	5 (5x), last Samir Doughty at Alabama (1/15/20)
Minutes	43, Isaac Okoro vs. Furman (12/5/19)
	42, Samir Doughty vs. Furman (12/5/19)
	39, J'Von McCormick vs. Furman (12/5/19)

OPPONENT INDIVIDUAL GAME HIGHS

Points	27, Saben Lee vs. Vanderbilt (1/8/20)
	25, Kira Lewis Jr. at Alabama (1/15/20)
Field Goals Made	10, Saben Lee vs. Vanderbilt (1/8/20)
Field Goal Att.	23, Terrell Gomez vs. CSUN (11/15/19)
FG Pct.	.750 (3-4), David-Lee Jones Jr. vs. Georgia Southern (11/5/19)
	.750 (3-4), Jimmy Bell Jr. vs. Saint Louis (12/14/19)
3-Point FG Made	5, Luke Frampton vs. Davidson (11/8/19)
	5, Terrell Gomez vs. CSUN (11/15/19)
3-Point FG Att.	11, Terrell Gomez vs. CSUN (11/15/19)
3-Pt FG Pct.	1.000 (3-3), Saben Lee vs. Vanderbilt (1/8/20)
Free Throws Made	8, Kira Lewis Jr. at Alabama (1/15/20)
Free Throw Att.	11, Anthony Edwards vs. Georgia (1/11/20)
FT Pct.	1.000 (6-6), Elijah McCadden vs. Georgia Southern (11/5/19)
	1.000 (6-6), James Bolden at Alabama (1/15/20)
Rebounds	12, Jordan Goodwin vs. Saint Louis (12/14/19)
	12, Herbert Jones at Alabama (1/15/20)
Assists	10, Markell Johnson vs. NC State (12/19/19)
Steals	4, Carter Collins vs. Davidson (11/8/19)
	4, JJ Caldwell vs. New Mexico (11/25/19)
	4, Clay Mounce vs. Furman (12/5/19)
Blocked Shots	3, James Karnik vs. Lehigh (12/21/19)
Turnovers	6, Zane Martin vs. New Mexico (11/25/19)
Fouls	5 (11x), last Toumani Camara vs. Georgia (1/11/20)
Minutes	42, Alex Hunter vs. Furman (12/5/19)

THE LAST TIME - TEAM

Defeated a ranked team at home	vs. #5 Tennessee (3/9/19)
Defeated a ranked team on the road	at #23 Tennessee (1/2/18)
Defeated a ranked team at a neutral site	vs. #7 Kentucky (3/31/19)
Defeated a top-10 team at home	vs. #5 Tennessee (3/9/19)
Defeated a top-10 team on the road	at #8 Arkansas (1/23/93)
Defeated a top-10 team at a neutral site	vs. #7 Kentucky (3/31/19)
Won in overtime	vs. Furman, 81-78 (OT) (12/5/19)
Lost in overtime	vs. Missouri (SECT), 86-83 (OT) (3/8/17)
Won in double overtime	vs. Xavier, 89-88 (2OT) (12/20/14)
Lost in double overtime	at Arkansas, 88-80 (2OT) (1/16/13)
Played back-to-back overtime games	vs. Ole Miss, W 69-68 (2OT) (1/14/12)
	at LSU, L 65-58 (OT) (1/17/12)
Played at least three overtimes	vs. Georgia (SECT) (4OT) (3/1/19)
Shot 70% for a half	74.1% (20-27) vs. Arkansas-Pine Bluff (12/30/13)
Shot 70% for a half (SEC)	72.7% (16-22) at Ole Miss (2/22/03)
Shot 60% for a game	61.8% (42-68) vs. Winthrop (11/24/17)
Shot 60% for a game (SEC)	61.1% (33-54) at Arkansas (2/17/16)
Shot less than 30% for game	25.8% (17-66) vs. Clemson (3/18/18)
Shot 100% from the FT line	100% (6-6) vs. Long Beach State (12/23/11)
Shot 60% from 3-point line	65.4% (17-26) vs. Vanderbilt (2/3/18)
Shot less than 30% in half	26.9% (7-26) at Kentucky (2nd) (2/23/19)
Shot less than 20% in half	18.2% (6-33) vs. Clemson (1st) (3/18/18)
Shot less than 10% in a half	8.3% (2-24) vs. LSU (1st) (1/8/11)
Attempted 50 free throws	52 vs. Vanderbilt (2/6/54)
Attempted 40 free throws	42 vs. Alabama (1/21/17)
Attempted 30 free throws in half	30 vs. Georgia (2nd) (2/24/16)
Made 30 free throws	31 at Arkansas (2/27/18)
Made 30 free throws (SEC)	31 at Arkansas (2/27/18)
Made at least 10 3-point field goals	12 vs. Lipscomb (12/29/19)
Failed to make 3-point field goal	vs. Kentucky (0-15) (1/19/13)
Had at least 50 rebounds	52 vs. CSUN (11/15/19)
Had less than 20 rebounds	17 vs. Florida (3/16/19)
Had 25 assists	27 vs. CSUN (11/15/19)
Had at least 15 steals	20 vs. North Florida (12/29/18)
Had at least 10 blocks	11 vs. CSUN (11/15/19)
Had at least 15 blocks	17 vs. Nicholls State (11/25/11)
Had at least 25 lead changes	27 at Arkansas (1/16/13)
Scored 50 points in a half	53 vs. Colgate (1st) (11/18/19)
Scored 50 points in a half (SEC)	50 at Georgia (1st) (2/27/19)
Scored 60 points in a half	66 (1st) vs. CSUN (11/15/19)
Scored 60 points in a half (SEC)	64 at Tennessee (2/15/06)
Scored 70 points in a half	72 vs. Northwestern State (2nd) (11/27/15)
Scored 100 points	116 vs. CSUN (11/15/19)
Scored 100 points (SEC)	102 vs. Alabama (2/13/99)
Scored under 20 points in 1st half	19 vs. Clemson (3/18/18)
Scored under 20 points in 2nd half	14 vs. Tulsa (11/24/14)
Scored under 10 points in a half	6 vs. LSU (1st) (1/8/11)
Scored 35 or under points in a game	35 vs. Tulsa (11/24/14)
Scored under 50 points in game	45 at Tennessee (2/9/16)
Scored under 50 points in game (SEC)	45 at Tennessee (2/9/16)

THE LAST TIME - INDIVIDUAL

Scored at least 30 points	Samir Doughty (33) vs. CSUN (11/15/19)
Scored at least 35 points	Toney Douglas (38) vs. Nicholls State (11/24/04)
Scored at least 40 points	Wesley Person (44) vs. UAB (12/16/93)
Had two players with at least 20 points	Bryce Brown (34) and Jared Harper (20) vs. Dayton (12/8/18)
Had three players with at least 20 points	KT Harrell (24), Tahj Shamsid-Deen (21) & Cinmeon Bowers (20) vs. Louisiana (11/21/14)
Had two players with 25 points	Bryce Brown (26) and Jared Harper (25) vs. Xavier (OT) (11/19/18)
Had two players with 25 points (SEC)	Chris Denson (30) & KT Harrell (26) vs. Mississippi State (2/14/14)
Scored 20 points in a half	J'Von McCormick (20, 2nd) at Mississippi State (1/4/20)
Scored 20 points in 1st half	Bryce Brown (20) at Texas A&M (1/16/19)
Scored 20 points in 2nd half	J'Von McCormick (20) at Mississippi State (1/4/20)
Scored 25 points in a half	Bryce Brown (25, 2nd) vs. Kentucky (1/19/19)
A player had back-to-back 20-point games	Samir Doughty (33) vs. CSUN (11/15/19); (20) vs. Colgate (11/18/19)
A player had back-to-back 25-point SEC games	Kareem Canty (26) vs. Kentucky (1/16/16); (25) vs. Alabama (1/19/16)
A player had three straight 25-point SEC games	Chris Denson (29) at LSU (2/8/14); (26) vs. Kentucky (2/12/14); (30) vs. Mississippi State (2/15/14)
A player had four straight 25-point SEC games	Chris Denson (25) at South Carolina (2/5/14); (29) at LSU (2/8/14); (26) vs. Kentucky (2/12/14); (30) vs. Mississippi State (2/15/14)
A player had five straight 25-point SEC games	Keenan Carpenter (44) vs. LSU (1/8/89); (28) vs. Mississippi State (2/11/89); (33) at Florida (2/15/89); (32) at Ole Miss (2/18/89); (29) vs. Kentucky (2/20/89)
Zero players scored in double figures	at Vanderbilt (1/7/12)
Only one player scored in double figures	Bryce Brown (18) at Tennessee (2/9/16)
Five players scored in double figures	Isaac Okoro (23), Anfernee McLemore (14), Austin Wiley (13), Danjel Purifoy (12) and J'Von McCormick (10) vs. Vanderbilt (1/8/20)
Five players scored in double figures (SEC)	Isaac Okoro (23), Anfernee McLemore (14), Austin Wiley (13), Danjel Purifoy (12) and J'Von McCormick (10) vs. Vanderbilt (1/8/20)
All five starters scored in double figures	Samir Doughty (20), J'Von McCormick (14), Austin Wiley (13), Isaac Okoro (11), Danjel Purifoy (11) vs. Colgate (11/18/19)
Six players scored in double figures	Samir Doughty (33), Isaac Okoro (17), Danjel Purifoy (16), Devan Cambridge (10), Anfernee McLemore (10) and Austin Wiley (10) vs. CSUN (11/15/19)
Six players scored in double figures (SEC)	Desean Murray (16), Mustapha Heron (15), Bryce Brown (13), Anfernee McLemore (13), Jared Harper (12), Horace Spencer (12) vs. Ole Miss (1/9/18)
Had at least 15 rebounds	Austin Wiley (15) vs. Lehigh (12/21/19)
Had at least 15 rebounds (SEC)	Cinmeon Bowers (17) vs. Ole Miss (2/20/16)
Had at least 20 rebounds	Kelvin Ardister (20) vs. Tennessee (1/4/89)
Had at least 25 rebounds	Rex Frederick (25) at Ole Miss (1/6/58)
Had at least 20 pts & 20 reb	Kelvin Ardister (22 pts, 20 reb) vs. Tennessee (1/4/89)
Had two players with at least 10 rebounds	Anfernee McLemore (11) and Desean Murray (11) vs. Kentucky (2/14/18)
Had at least three players with 10 rebounds	Korvotney Barber (13), Quantez Robertson (10) and Lucas Hargrove (10) at Virginia (12/20/08)
Had a double-double	Austin Wiley (10 pts, 13 reb) at Alabama (1/15/20)
Had two straight double-doubles	Austin Wiley (14 pts, 15 reb) vs. Lehigh (11/18/19); (10 pts, 11 reb) vs. Lipscomb (11/25/19)
Had three straight double-doubles	Cinmeon Bowers (12 pts, 15 reb) vs. Vanderbilt (2/13/16); (14 pts, 10 reb) at Arkansas (2/17/16); (11 pts, 18 reb) vs. Ole Miss (2/20/16)
Had four straight double-doubles	Cinmeon Bowers (19 pts, 19 reb) vs. Middle Tennessee (12/12/15); (13 pts, 12 reb) vs. Mercer (12/15/15); (12 pts, 11 reb) at Xavier (12/19/15); (12 pts, 12 reb) vs. New Mexico (12/22/15)
Had five straight double-doubles	Jeff Moore (26 pts, 11 reb) vs. Ole Miss (3/2/88); (20 pts, 11 reb) at LSU (3/5/88); (22 pts, 11 reb) vs. Georgia (3/11/88); (13 pts, 13 reb) vs. Bradley (3/17/88); (22 pts, 11 reb) vs. Oklahoma (3/19/88)
Had two players with a double-double	Jared Harper (12 pts, 10 ast) and Austin Wiley (17 pts, 10 reb) vs. Murray State (12/22/18)
Had a double-double with points and assists	Jared Harper (12 pts, 10 ast) vs. Murry State (12/22/18)
Had a triple-double	Kenny Gabriel (24 pts, 13 reb, 10 blk) vs. Bethune-Cookman (1/2/12)
Had 10 assists	J'Von McCormick (16) vs. CSUN (11/15/19)
Had 15 assists	J'Von McCormick (16) vs. CSUN (11/15/19)
Had two players with at least five blocks	Rob Chubb (5) and Willy Kouassi (5) vs. Nicholls State (11/25/11)
Had 10 blocks	Kenny Gabriel (10) vs. Bethune-Cookman (1/2/12)
Had five steals	Chuma Okeke (5) vs. North Florida (12/29/18)
Had five steals (SEC)	Antoine Mason (5) at LSU (2/6/15)
Made 25 straight free throws	Danjel Purifoy (27) (11/23/16-12/18/16)
Hit buzzer-beater shot to win a game	T.J. Dunans vs. Mercer (3-pt FG, 76-74) (12/18/16)
Played more than 40 minutes	Isaac Okoro (43) and Samir Doughty (41) vs. Furman (OT) (12/5/19)

0



TYRELL JONES

6-1 • 170

Fr. • G

Chicago, Ill.

(West Oaks Academy)

2019-20 (Freshman): Appeared in 10 games off the bench ... pulled down a career-best six rebounds vs. CSUN ... totaled career-high three steals against CSUN.

HIGH SCHOOL AND PERSONAL: Labeled as a four-star by Rivals, 247Sports and ESPN ... selected as a top-100 player by 247Sports (No. 88) and ESPN (No. 92) ... also named to the Rivals 150 ... chosen as the No. 8 player in Florida by ESPN ... played at West Oaks Academy (Fla.) ... was a First Team All-State choice ... averaged 19.8 points and five assists per game as a senior ... averaged 17.2 points, 3.0 assists, 3.0 rebounds and 2.2 steals per game as a junior ... hit a school record 12 3-pointers to highlight a 40-point performance during the 2017-18 season ... played for Showtime Ballers in the adidas Uprising circuit ... son of Tashika Bryant and James Harris ... has three siblings: Andre Thomas, Michael Bryant and Devon Edwards ... goes by the nickname "Turbo" ... enrolled in the Harbert College of Business.

CAREER HIGHS

Points	3 vs. CSUN (11/15/19)
Rebounds	6 vs. CSUN (11/15/19)
Field Goals	1 (2x) last vs. Colgate (11/18/19)
Field Goals Att.	3 vs. CSUN (11/15/19)
3-Pt. Field Goals	-
3-Pt. Field Goals Att.	1 (5x) last at Alabama (1/15/20)
Free Throws	1 (2x) last vs. Lehigh (12/21/19)
Free Throws Att.	2 vs. Lehigh (12/21/19)
Assists	3 vs. CSUN (11/15/19)
Steals	3 vs. CSUN (11/15/19)
Blocks	-
Minutes	13 vs. CSUN (11/15/19)

2019-20 JONES GAME-BY-GAME

Opp.	Start	Min.	FG-A	3FG-A	FT-A	O-D-T	PF	A	TO	BLK	STL	Pts
GSU		1	0-0	0-0	0-0	0-0-0	0	0	1	0	1	0
Davidson		3	0-2	0-1	0-0	0-0-0	2	1	0	0	0	0
S. Alabama		-dnp-										
CSUN		13	1-3	0-1	1-1	3-3-6	0	3	2	0	3	3
Colgate		9	1-1	0-0	0-0	1-2-3	1	0	0	0	0	2
New Mexico		3	0-0	0-0	0-0	0-0-0	0	0	0	0	0	0
Richmond		2	0-1	0-0	0-0	0-0-0	0	0	0	0	0	0
Furman		-dnp-										
Saint Louis		-dnp-										
NC State		-dnp-										
Lehigh		1	0-0	0-0	1-2	0-1-1	0	0	0	0	0	1
Lipscomb		2	0-1	0-1	0-0	0-0-0	0	1	0	0	0	0
Miss. St.		-dnp-										
Vanderbilt		-dnp-										
Georgia		3	0-2	0-1	0-0	0-0-0	1	1	0	0	0	0
Alabama		3	0-1	0-1	0-2	0-0-0	2	1	1	0	0	0
Florida												
S. Carolina												
Iowa State												
Ole Miss												
Kentucky												
Arkansas												
LSU												
Alabama												
Missouri												
Georgia												
Tennessee												
Ole Miss												
Kentucky												
Texas A&M												
Tennessee												

JONES' MISCELLANEOUS STATS

	2019-20	Career
Games with 10+ Pts	0	0
Games with 20+ Pts	0	0
Games 5+ 3s	0	0
Games with 5+ Reb	1	1
Games with 10+ Reb	0	0
Games with 5+ Ast	0	0
Games with 10+ Ast	0	0
Games with 5+ Blk	0	0
Games with 5+ Stl	0	0
Double-Doubles	0	0

JONES' CAREER STATISTICS

Year	GP-GS	Min-Avg	FG-FGA	Pct	3FG-A	Pct	FT-FTA	Pct	Off-Def-Tot--Avg	PF-FO	Ast	TO	Blk	Stl	Pts	Avg
2019-20	10-0	37-3.7	2-11	.182	0-5	.000	2-5	.400	4-6-10--1.0	6-0	7	4	0	4	6	0.6
TOTAL	10-0	37-3.7	2-11	.182	0-5	.000	2-5	.400	4-6-10--1.0	6-0	7	4	0	4	6	0.6

1

JAMAL JOHNSON

6-4 • 195
R-So. • G
Birmingham, Ala.
(Memphis)



2019-20 (Sophomore): Appeared in all 16 games off the bench ... averaging the most minutes per game by a guard off the bench (13.7) ... team's best 3-point shooter at 46 percent (23-of-50) ... knocked down a 3 in 11 games, including eight of the last 11 games ... scored season-best 14 points twice this season, at South Alabama and home against Lipscomb ... finished with 10 points on 3 of 5 shooting at Alabama in the same arena where his father, Buck, played.

BEFORE AUBURN: Averaged 6.9 points and 3.3 rebounds in 34 games for the Memphis Tigers ... started 27 contests ... buried 47 3-pointers, good for second on the team ... drained 70 percent of his attempts from the charity stripe ... racked up 22 steals and 16 blocks ... reached double figures 11 times, including his first career game against Alabama ... team was 9-2 when he scored 10-plus points ... tabbed American Athletic Conference Freshman of the Week (Dec. 11) earned American Athletic Conference All-Academic Team honors ... made first career start vs. Bryant (Dec. 9) where he scored 18 points on six makes from downtown to go along with four rebounds and three assists in 33 minutes ... matched his season-high of 18 points in road tilts at USF (Jan. 31) and UConn (Feb. 25) during American Athletic Conference play ... nailed the game-winning 3-point play to take down Samford (Dec. 5) as time expired.

HIGH SCHOOL AND PERSONAL: Tabbed as the No. 8 combo guard in the country by 247Sports ... ranked No. 111 by Rivals and No. 151 by 247Sports ... named First Team All-State by the Alabama Sports Writers Association ... averaged 24.8 points, 7.1 rebounds, and 2.7 assists per game during senior season ... as a junior, averaged 18.1 points, 7.1 rebounds and 4.3 assists per contest ... tabbed Second Team All-State following junior season and was named an Alabama Boys Basketball North All-Star with All-Academic Team ... was also selected to the All-Area and All-Metro Team ... played with the Atlanta Xpress in the Under Armour Association before teaming with Team Carroll in the Adidas Gauntlet Circuit ... son of Alfonso "Buck" and Felicia Johnson ... has two siblings: Alfonso III and Trey Johnson ... father, Buck, was the 20th overall pick in the 1986 NBA Draft and played seven seasons in the professional ranks with the Houston Rockets and Washington Bullets ... enrolled in the College of Liberal Arts.

JOHNSON'S MISCELLANEOUS STATS			
	2017-18	2019-20	Career
Games with 10+ Pts	11	3	14
Games with 20+ Pts	0	0	0
Games 5+ 3s	1	0	1
Games with 5+ Reb	7	1	8
Games with 10+ Reb	0	0	0
Games with 5+ Ast	0	0	0
Games with 10+ Ast	0	0	0
Games with 5+ Blk	0	0	0
Games with 5+ Stl	0	0	0
Double-Doubles	0	0	0

BAM TESTING RESULTS	
Vertical Jump	28"
Approach Vertical	34.5"
3/4 Court Sprint	3.223
Reaction Shuttle	3.192
Lane Agility Drill	11.363

CAREER HIGHS	
Points	18 (3x) last at UConn (2/25/18)
Rebounds	8 (2x) last at UConn (2/25/18)
Field Goals	6 vs. Bryant (12/9/17)
Field Goals Att.	13 vs. Mercer (12/2/17)
3-Pt. Field Goals	6 vs. Bryant (12/9/17)
3-Pt. Field Goals Att.	11 vs. Bryant (12/9/17)
Free Throws	6 (2x) last at UConn (2/25/18)
Free Throws Att.	8 (2x) last at UConn (2/25/18)
Assists	3 (3x) last vs. Houston (2/22/18)
Steals	2 (8x) last at Mississippi State (1/4/20)
Blocks	3 vs. Tulsa (1/6/18)
Minutes	40 vs. Cincinnati (3/10/18)

2019-20 JOHNSON GAME-BY-GAME													
Opp.	Start	Min.	FG-A	3FG-A	FT-A	O-D-T	PF	A	TO	BLK	STL	PTS	
GSU		12	1-5	1-3	5-6	2-3-5	0	0	0	0	0	8	
Davidson		8	0-0	0-0	1-2	0-1-1	3	1	0	0	0	1	
S. Alabama		18	4-6	4-5	2-2	0-1-1	2	0	0	0	0	14	
CSUN		15	2-4	2-4	2-2	1-2-3	1	0	0	0	0	8	
Colgate		13	0-0	0-0	0-0	0-1-1	1	1	0	0	1	0	
New Mexico		13	2-8	2-6	0-0	2-2-4	0	2	0	0	2	6	
Richmond		16	2-3	1-2	0-0	1-2-3	2	1	0	0	0	5	
Furman		11	1-3	1-3	0-0	0-0-0	0	0	2	0	0	3	
Saint Louis		16	1-4	1-4	0-0	0-0-0	4	1	0	0	0	3	
NC State		17	2-4	2-4	2-3	0-0-0	1	0	1	0	1	8	
Lehigh		15	0-4	0-4	1-2	0-1-1	0	2	2	0	1	1	
Lipscomb		18	5-7	4-6	0-0	0-3-3	0	1	0	0	0	14	
Miss. St.		9	0-2	0-1	0-0	1-0-1	2	0	1	0	2	0	
Vanderbilt		9	0-0	0-0	0-0	0-0-0	1	1	1	1	0	0	
Georgia		20	2-4	2-3	0-0	1-1-2	1	0	0	0	0	6	
Alabama		16	3-5	3-5	1-2	0-1-1	4	0	1	1	0	10	
Florida													
S. Carolina													
Iowa State													
Ole Miss													
Kentucky													
Arkansas													
LSU													
Alabama													
Missouri													
Georgia													
Tennessee													
Ole Miss													
Kentucky													
Texas A&M													
Tennessee													

JOHNSON'S CAREER STATISTICS																
Year	GP-GS	Min-Avg	FG-FGA	Pct	3FG-A	Pct	FT-FTA	Pct	Off-Def-Tot--Avg	PF-FO	Ast	TO	Blk	Stl	Pts	Avg
2017-18*	34-27	901-26.5	70-200	.350	47-141	.333	46-66	.697	25-86-111--3.3	65-0	35	32	16	22	233	6.9
2019-20	16-0	221-13.8	25-59	.424	23-50	.460	14-19	.737	8-18-26--1.6	22-0	9	9	2	7	87	5.4
TOTAL	50-27	1122-22.4	95-259	.367	70-191	.366	60-85	.706	33-104-137--2.7	87-0	44	41	18	29	320	6.4

2

JAYLIN WILLIAMS

6-7 • 230

Fr. • F

Nahunta, Ga.
(Brantley County)



2019-20 (Freshman): Appeared in eight games off the bench ... made all three free throw attempts of season against Colgate ... recorded first career block in first career game vs. Colgate ... scored four points on 2 of 2 shooting from the field against Georgia.

HIGH SCHOOL AND PERSONAL DATA: Labeled as a four-star by both Rivals and 247Sports ... tabbed as the No. 109 prospect nationally by Rivals and No. 120 by 247Sports ... selected as the No. 4 player in the state of Georgia by 247Sports ... played for Brantley County High School where he was a First Team All-State selection as a junior and a senior ... averaged 25 points and 14 rebounds per game ... also played football as a wide receiver ... played for Game Elite on the adidas circuit, averaging 11.9 points, 4.9 rebounds and 1.9 assists while shooting 63 percent from the floor ... produced stat lines of 31 points, 14 assists and 11 rebounds, as well as 27 points, 13 rebounds and four blocks for Game Elite ... son of Shantel Williams ... is an only child ... enrolled in the College of Education.

BAM TESTING RESULTS

Vertical Jump	29.5"
Approach Vertical	37"
3/4 Court Sprint	3.295
Reaction Shuttle	3.502
Lane Agility Drill	12.034

CAREER HIGHS

Points	5 vs. Colgate (11/18/19)
Rebounds	1 (4x) last vs. Lipscomb (12/29/19)
Field Goals	2 vs. Georgia (1/11/20)
Field Goals Att.	3 vs. New Mexico (11/25/19)
3-Pt. Field Goals	-
3-Pt. Field Goals Att.	1 vs. New Mexico (11/25/19)
Free Throws	3 vs. Colgate (11/18/19)
Free Throws Att.	3 vs. Colgate (11/18/19)
Assists	-
Steals	-
Blocks	1 vs. CSUN (11/15/19)
Minutes	5 vs. CSUN (11/15/19)

2019-20 WILLIAMS GAME-BY-GAME

Opp.	Start	Min.	FG-A	3FG-A	FT-A	O-D-T	PF	A	TO	BLK	STL	PTS
GSU			-dnp-									
Davidson			-dnp-									
S. Alabama			-dnp-									
CSUN		5	0-1	0-0	0-0	0-1-1	0	0	0	1	0	0
Colgate		4	1-1	0-0	3-3	0-0-0	2	0	0	0	0	5
New Mexico		3	1-3	0-1	0-0	1-0-1	0	0	0	0	0	2
Richmond		2	0-0	0-0	0-0	0-0-0	0	0	0	0	0	0
Furman			-dnp-									
Saint Louis			-dnp-									
NC State			-dnp-									
Lehigh		1	0-0	0-0	0-0	0-1-1	0	0	0	0	0	0
Lipscomb		2	1-1	0-0	0-0	0-1-1	0	0	0	0	0	2
Miss. St.			-dnp-									
Vanderbilt			-dnp-									
Georgia		4	2-2	0-0	0-0	0-0-0	1	0	0	0	0	4
Alabama		2	0-0	0-0	0-0	0-0-0	1	0	0	0	0	0
Florida												
S. Carolina												
Iowa State												
Ole Miss												
Kentucky												
Arkansas												
LSU												
Alabama												
Missouri												
Georgia												
Tennessee												
Ole Miss												
Kentucky												
Texas A&M												
Tennessee												

WILLIAMS' MISCELLANEOUS STATS

	2019-20	Career
Games with 10+ Pts	0	0
Games with 20+ Pts	0	0
Games 5+ 3s	0	0
Games with 5+ Reb	0	0
Games with 10+ Reb	0	0
Games with 5+ Ast	0	0
Games with 10+ Ast	0	0
Games with 5+ Blk	0	0
Games with 5+ Stl	0	0
Double-Doubles	0	0

WILLIAMS' CAREER STATISTICS

Year	GP-GS	Min-Avg	FG-FGA	Pct	3FG-A	Pct	FT-FTA	Pct	Off-Def-Tot--Avg	PF-FO	Ast	TO	Blk	Stl	Pts	Avg
2019-20	8-0	19-2.4	5-8	.625	0-1	.000	3-3	1.000	1-3-4--0.5	4-0	0	0	1	0	13	1.6
TOTAL	8-0	19-2.4	5-8	.625	0-1	.000	3-3	1.000	1-3-4--0.5	4-0	0	0	1	0	13	1.6

3

DANJEL PURIFOY

6-7 • 230

Sr. • F

Centreville, Ala.

(Hargrave Military Academy)



2019-20 (Senior): Returned to regular starting lineup after touting 25 starts as a freshman ... team's second-best rebounder with 82 total boards, which includes 58 on the defensive glass ... pulled down at least five rebounds in nine games ... team's fifth-best scorer at 9.5 points per game ... reached double figures eight times, fourth-most on the team ... averaging 11 points and 6.2 rebounds and shooting 46.3 percent from the field (19-of-41) over the last five games ... made three-plus 3s four times in the first five games and six times overall ... knocked down 25 3s, second-most on the squad ... team's best free throw shooter at 78.1 percent (25-of-32) ... recorded season-highs in points (17) and rebounds (9) against Lipscomb.

HIGH SCHOOL AND PERSONAL DATA: Four-star small forward by ESPN, Rivals, Scout and 247Sports ... ranked ninth among all small forwards and 48th overall by 247Sports ... ranked as the nation's No. 12 small forward and the top player in Alabama by 247 Sports ... averaged 25 points, 11 rebounds, five blocks and 20 deflections a game at Hargrave Military Academy under coach A.W. Hamilton in 2014-15 ... averaged 17.7 points and 6.1 rebounds per game at Bibb County as a junior ... full name is Danjel Kevon Purifoy ... son of Waukesha Evans ... enrolled in the College of Liberal Arts ... signed national letter of intent on Nov. 12, 2014.

PURIFOY'S MISCELLANEOUS STATS					
	2016-17	2017-18	2018-19	2019-20	Career
Games with 10+ Pts	17	0	2	8	27
Games with 20+ Pts	3	0	0	0	3
Games 5+ 3s	1	0	0	0	1
Games with 5+ Reb	12	0	3	9	24
Games with 10+ Reb	1	0	0	0	1
Games with 5+ Ast	2	0	0	0	2
Games with 10+ Ast	0	0	0	0	0
Games with 5+ Blk	0	0	0	0	0
Games with 5+ Stl	0	0	0	0	0
Double-Doubles	0	0	0	0	0

BAM TESTING RESULTS	
Vertical Jump	28.5"
Approach Vertical	38.5"
3/4 Court Sprint	3.324
Reaction Shuttle	3.226
Lane Agility Drill	11.544

CAREER HIGHS	
Points	27 (2x) last vs. Boston College (12/12/16)
Rebounds	15 at UConn (12/23/16)
Field Goals	9 vs. Coastal Carolina (12/15/16)
Field Goals Att.	14 (2x) last vs. Coastal Carolina (12/15/16)
3-Pt. Field Goals	5 vs. Coastal Carolina (12/15/16)
3-Pt. Field Goals Att.	10 vs. Coastal Carolina (12/15/16)
Free Throws	8 vs. Georgia State (11/14/16)
Free Throws Att.	10 vs. Georgia State (11/14/16)
Assists	9 vs. USC Upstate (11/29/16)
Blocks	1 (9x) last vs. Lipscomb (12/29/19)
Steals	3 (6x) last at Texas A&M (2/18/17)
Minutes	39 vs. Missouri (3/8/17)

2019-20 PURIFOY GAME-BY-GAME													
Opp.	Start	Min.	FG-A	3FG-A	FT-A	O-D-T	PF	A	TO	BLK	STL	PTS	
GSU	*	33	4-9	3-7	2-2	2-3-5	1	1	1	1	0	13	
Davidson	*	32	5-10	3-8	1-2	1-5-6	2	2	4	0	1	14	
S. Alabama	*	26	1-6	0-3	0-0	1-3-4	0	0	1	0	1	2	
CSUN	*	23	6-10	4-7	0-1	0-3-3	1	3	0	0	1	16	
Colgate	*	25	4-6	3-4	0-0	1-2-3	2	1	1	1	0	11	
New Mexico*		32	3-11	1-9	1-2	1-4-5	2	3	0	1	2	8	
Richmond	*	32	3-7	1-3	6-7	2-7-9	1	0	2	0	1	13	
Furman	*	28	2-9	1-6	1-2	0-2-2	2	3	2	1	1	6	
Saint Louis	*	19	1-2	0-0	0-0	0-5-5	2	2	0	1	0	2	
NC State	*	27	2-6	0-2	1-2	3-4-7	2	2	1	0	0	5	
Lehigh	*	30	1-7	0-5	5-6	0-2-2	1	2	1	0	1	7	
Lipscomb	*	24	5-9	3-5	4-4	6-3-9	3	1	2	1	0	17	
Miss. St.	*	29	4-10	3-7	0-0	3-5-8	2	2	0	0	1	11	
Vanderbilt	*	30	5-9	0-3	2-2	0-3-3	3	1	1	0	1	12	
Georgia	*	23	3-7	1-4	0-0	3-5-8	1	2	1	0	0	7	
Alabama	*	27	2-6	2-5	2-2	1-2-3	1	0	0	0	0	8	
Florida													
S. Carolina													
Iowa State													
Ole Miss													
Kentucky													
Arkansas													
LSU													
Alabama													
Missouri													
Georgia													
Tennessee													
Ole Miss													
Kentucky													
Texas A&M													
Tennessee													

PURIFOY'S CAREER STATISTICS																
Year	GP-GS	Min-Avg	FG-FGA	Pct	3FG-A	Pct	FT-FTA	Pct	Off-Def-Tot--Avg	PF-FO	Ast	TO	Blk	Stl	Pts	Avg
2016-17	29-25	831-28.7	97-244	.398	59-160	.369	80-91	.879	28-108-136--4.7	65-0	51	45	5	41	333	11.5
2018-19	28-1	344-12.3	37-91	.407	20-56	.357	9-13	.692	17-42-59--2.1	32-0	17	9	1	17	103	3.7
2019-20	16-16	430-26.9	51-124	.411	25-78	.321	25-32	.781	24-58-82--5.1	26-0	23	18	6	10	152	9.5
TOTAL	73-42	1605-22.0	185-459	.403	104-294	.354	114-136	.838	69-208-277--3.8	123-0	91	72	12	68	588	8.1

4



JAVON FRANKLIN

6-7 • 218
R-So. • F
Little Rock, Ark.
(Holmes CC)

2019-20 (Sophomore): Appeared in five games off the bench ... still working back from serious leg injury suffered in final season of JUCO.

BEFORE AUBURN: Played one season at Holmes CC (Miss.) ... averaged 10.8 points and 8.2 rebounds as a freshman ... suffered season-ending leg injury one game into his sophomore season ... finished 19th in the country with a 63.2 field goal percentage in 2017-18 ... 15th in the NJCAA with 72 blocks ... reached double figures in scoring 16 times and nine times in rebounds, while totaling seven double-doubles.

HIGH SCHOOL AND PERSONAL DATA: Labeled as a three-star by both Rivals and 247Sports ... chosen as the No. 23 JUCO player in the country by 247Sports ... also the No. 1 JUCO player from Arkansas ... attended Parkview Magnet High School where he averaged 16.0 points, 8.7 rebounds, 2.1 blocks, 1.9 assists and 1.8 steals as a senior in 2016-17 ... led team to 28-6 record and was named the 2017 Full Court Award Player of the Year ... tabbed the 6A McDonald's Arkansas Player of the Year and the state championship MVP ... son of Gavonna Washington ... enrolled in the College of Liberal Arts.

CAREER HIGHS

Points	-
Rebounds	1 vs. Georgia (1/11/20)
Field Goals	-
Field Goals Att.	-
3-Pt. Field Goals	-
3-Pt. Field Goals Att.	-
Free Throws	-
Free Throws Att.	-
Assists	1 vs. Georgia (1/11/20)
Steals	-
Blocks	-
Minutes	2 (3x) last vs. Lipscomb (12/29/19)

2019-20 FRANKLIN GAME-BY-GAME

Opp.	Start	Min.	FG-A	3FG-A	FT-A	O-D-T	PF	A	TO	BLK	STL	PTS
GSU			-dnp-									
Davidson			-dnp-									
S. Alabama			-dnp-									
CSUN		2	0-0	0-0	0-0	0-0-0	0	0	0	0	0	0
Colgate			-dnp-									
New Mexico		2	0-0	0-0	0-0	0-0-0	0	0	1	0	0	0
Richmond			-dnp-									
Furman			-dnp-									
Saint Louis			-dnp-									
NC State			-dnp-									
Lehigh		1	0-0	0-0	0-0	0-0-0	0	0	0	0	0	0
Lipscomb		2	0-0	0-0	0-0	0-0-0	0	0	0	0	0	0
Miss. St.			-dnp-									
Vanderbilt			-dnp-									
Georgia		2	0-0	0-0	0-0	0-1-1	0	1	0	0	0	0
Alabama			-dnp-									
Florida												
S. Carolina												
Iowa State												
Ole Miss												
Kentucky												
Arkansas												
LSU												
Alabama												
Missouri												
Georgia												
Tennessee												
Ole Miss												
Kentucky												
Texas A&M												
Tennessee												

FRANKLIN'S MISCELLANEOUS STATS

	2019-20	Career
Games with 10+ Pts	0	0
Games with 20+ Pts	0	0
Games 5+ 3s	0	0
Games with 5+ Reb	0	0
Games with 10+ Reb	0	0
Games with 5+ Ast	0	0
Games with 10+ Ast	0	0
Games with 5+ Blk	0	0
Games with 5+ Stl	0	0
Double-Doubles	0	0

FRANKLIN'S CAREER STATISTICS

Year	GP-GS	Min-Avg	FG-FGA	Pct	3FG-A	Pct	FT-FTA	Pct	Off-Def-Tot--Avg	PF-FO	Ast	TO	Blk	Stl	Pts	Avg
2019-20	5-0	5-1.0	0-0	.000	0-0	.000	0-0	.000	0-1-1--0.2	0-0	1	1	0	0	0	0.0
TOTAL	5-0	5-1.0	0-0	.000	0-0	.000	0-0	.000	0-1-1--0.2	0-0	1	1	0	0	0	0.0

5

J'VON McCORMICK

6-0 • 185

Sr. • G

New Orleans, La.

(Lee College)



2019-20 (Senior): Taken over as floor general for team ... leads the SEC and is 33rd in country with 2.50 assist-to-turnover ratio ... fourth in the SEC and 55th in the country with 5.0 assists per game ... racked up five-plus assists six times ... broke program record with 16 assists against CSUN ... in same game, had only one turnover ... previous record of 15 was previously held by Eddie Johnson vs. LSU on Jan. 3, 1976 ... 16-assist performance tied for the ninth-most in SEC single-game history and are the most by any player in the league since Phil Pressley (Missouri) had 19 dimes in 2013 ... averaging 13 points per game in SEC games ... named SEC Player of the Week, the first of his career, on Jan. 6 after scoring a career-high 28 points in SEC opener at Mississippi State ... second game this season with 20 or more points ... shooting 68 percent from the free throw line (15-of-22) in league play.

BEFORE AUBURN: Played two seasons at Lee College (Texas) ... averaged 18.5 points, 6.4 assists and 5.3 rebounds in 28 games for the Runnin' Rebels as a sophomore ... started all 28 games ... was the third-highest scorer in the Region XIV Athletic Conference ... had 180 assists - the third-most in the region ... also added 44 steals ... knocked down 127 free throws ... averaged 4.9 points, 2.1 assists and 2.0 rebounds in 31 games for the Runnin' Rebels as a freshman ... started seven games ... totaled 62 rebounds, including 23 offensive ... racked up 64 assists and contributed 39 steals.

HIGH SCHOOL AND PERSONAL DATA: Known for quickness and ability to create off the bounce ... fast guard to push the tempo and guard opposing team's primary ball-handlers ... scored over 2,000 points for Mayde Creek High School (Texas) ... earned the 2016 19-6A Offensive MVP ... was a member of the all-conference team ... earned the newcomer of the year award as a freshman ... played for coach Darius Barnes Jr. and C.O.G Elite ... also played for coach Tim Schumacher and Houston Hoops ... son of Carol McCormick ... has two brothers, Brad and Troy ... enrolled in the Harbert College of Business.

McCORMICK'S MISCELLANEOUS STATS			
	2018-19	2019-20	Career
Games with 10+ Pts	4	7	11
Games with 20+ Pts	0	2	2
Games 5+ 3s	0	0	0
Games with 5+ Reb	0	5	5
Games with 10+ Reb	0	0	0
Games with 5+ Ast	0	6	6
Games with 10+ Ast	0	1	1
Games with 5+ Blk	0	0	0
Games with 5+ Stl	0	0	0
Double-Doubles	0	0	0

BAM TESTING RESULTS	
Vertical Jump	35"
Approach Vertical	43.5"
3/4 Court Sprint	2.997
Reaction Shuttle	2.922
Lane Agility Drill	10.581

CAREER HIGHS	
Points	28 at Mississippi State (1/4/20)
Rebounds	7 vs. Saint Louis (12/14/19)
Field Goals	9 at Mississippi State (1/4/20)
Field Goals Att.	17 at Mississippi State (1/4/20)
3-Pt. Field Goals	4 (2x) last vs. Lehigh (12/21/19)
3-Pt. Field Goals Att.	8 vs. Saint Louis (12/14/19)
Free Throws	8 at Mississippi State (1/4/20)
Free Throws Att.	11 at Mississippi State (1/4/20)
Assists	16 vs. CSUN (11/15/19)
Blocks	1 (3x) last at South Alabama (11/12/19)
Steals	3 (5x) vs. CSUN (11/15/19)
Minutes	39 vs. Furman (12/5/19)

2019-20 McCORMICK GAME-BY-GAME													
Opp.	Start	Min.	FG-A	3FG-A	FT-A	O-D-T	PF	A	TO	BLK	STL	PTS	
GSU	*	30	4-10	0-4	1-3	2-1-3	4	4	5	0	0	9	
Davidson	*	33	5-12	0-4	1-3	1-4-5	2	5	0	0	0	11	
S. Alabama	*	32	3-9	3-7	0-3	1-3-4	2	2	4	1	0	9	
CSUN	*	22	1-3	0-2	0-0	0-4-4	1	16	1	0	3	2	
Colgate	*	27	6-12	2-5	0-0	0-3-3	1	8	2	0	2	14	
New Mexico*		27	3-14	1-4	0-0	1-5-6	2	6	2	0	2	7	
Richmond	*	30	2-9	1-3	2-2	1-5-6	1	6	4	0	2	7	
Furman	*	39	4-11	1-2	0-2	1-3-4	3	4	0	0	1	9	
Saint Louis	*	32	7-14	4-8	2-8	3-4-7	0	6	1	0	1	20	
NC State	*	31	5-12	0-2	4-6	2-2-4	3	3	3	0	1	14	
Lehigh	*	29	7-12	4-7	0-0	1-1-2	2	4	0	0	1	18	
Lipscomb	*	28	3-7	2-6	0-0	0-2-2	2	4	2	0	1	8	
Miss. St.	*	32	9-17	2-6	8-11	3-1-4	1	4	5	0	2	28	
Vanderbilt	*	33	3-11	0-4	4-6	0-3-3	2	2	1	0	0	10	
Georgia	*	25	3-8	1-1	2-3	0-2-2	3	3	1	0	0	9	
Alabama	*	23	2-8	0-3	1-2	2-4-6	5	3	1	0	1	5	
Florida													
S. Carolina													
Iowa State													
Ole Miss													
Kentucky													
Arkansas													
LSU													
Alabama													
Missouri													
Georgia													
Tennessee													
Ole Miss													
Kentucky													
Texas A&M													
Tennessee													

McCORMICK'S CAREER STATISTICS																
Year	GP-GS	Min-Avg	FG-FGA	Pct	3FG-A	Pct	FT-FTA	Pct	Off-Def-Tot--Avg	PF-FO	Ast	TO	Blk	Stl	Pts	Avg
2018-19	39-0	472-12.1	63-120	.525	10-20	.500	24-39	.615	15-22-37--0.9	37-0	53	29	3	31	160	4.1
2019-20	16-16	467-29.2	67-169	.396	21-68	.309	25-49	.510	18-47-65--4.1	34-1	80	32	1	17	180	11.3
TOTAL	55-16	939-17.1	130-289	.450	31-88	.352	49-88	.557	33-69-102--1.9	71-1	133	61	4	48	340	6.2

10

SAMIR DOUGHTY

6-4 • 195

Sr. • G

Philadelphia, Pa.
(VCU)



2019-20 (Senior): Taken over as team's primary scoring option after being the fourth or fifth option a season ago ... arguably the most improved played in the SEC ... leads team and 11th in the SEC in scoring at 15.1 points per game ... has five 20-point games in the first 16 games after entering the season with just two in 75 career games ... sixth in the SEC in free throws attempted (88) and fifth in free throws made (65) ... scored in double figures 12 times, tied for most on the team ... secured second career double-double with 10 points and 10 rebounds at South Alabama ... had career performance with 33 points on 10-of-15 from the floor with eight rebounds and three dimes vs. CSUN ... produced crossover, step-back 3-pointer against Colgate that sent his defender flying and earned him the No. 1 spot on the Sportscenter Top 10 for Nov. 18 ... named to the Legends Classic All-Tournament Team after scoring 19 points against New Mexico and 22 vs. Richmond, both team-highs.

BEFORE AUBURN: Averaged 9.0 points, 3.6 rebounds, 2.1 assists and 0.9 steals in 23.1 minutes per game ... played in 35 games, starting 15 as VCU reached the NCAA Tournament, losing to Saint Mary's in the first round ... was the Rams' fourth-leading scorer ... averaged the most points by a VCU freshman since Shawn Hampton in 1998-99 ... shot 40.9 percent from the floor, 28.4 percent from 3-point range and 76.6 percent from the foul line ... shot 34.5 percent (19-of-55) from 3-point range for the final 21 games of the season since Jan. 4 after opening the year 4-of-26 from behind the arc ... career-high 23 points with nine assists and seven rebounds at Duquesne ... just missed a triple-double with 10 points, 10 assists and eight rebounds vs. Saint Joseph's ... 17 points in the Atlantic 10 Conference Tournament vs. Richmond ... 9 points vs. Saint Mary's in the NCAA Tournament ... went 4-0 as VCU toured Spain from Aug. 12-22 in Madrid, Toledo, Valencia and Barcelona ... redshirted first year at VCU ... originally signed with St. John's.

HIGH SCHOOL AND PERSONAL DATA: Averaged 24.9 points, 9.7 rebounds, 4.1 assists and 2.7 steals per game while shooting 59 percent from 2-point range as a senior at Mathematics, Civics & Science Charter in Philadelphia, Pa. ... ranked as the 35th-best point guard nationally by 247 Sports, including sixth-best in Pennsylvania, as a senior ... three-star recruit ... enrolled in College of Liberal Arts.

DOUGHTY'S MISCELLANEOUS STATS

	2016-17	2018-19	2019-20	Career
Games with 10+ Pts	15	10	12	37
Games with 20+ Pts	1	1	5	7
Games 5+ 3s	0	0	2	2
Games with 5+ Reb	9	13	6	28
Games with 10+ Reb	0	1	1	2
Games with 5+ Ast	4	2	0	6
Games with 10+ Ast	1	0	0	1
Games with 5+ Blk	0	0	0	0
Games with 5+ Stl	0	0	0	0
Double-Doubles	1	0	1	2

BAM TESTING RESULTS

Vertical Jump	30.5"
Approach Vertical	36"
3/4 Court Sprint	3.215
Reaction Shuttle	3.333
Lane Agility Drill	11.607

CAREER HIGHS

Points	33 vs. CSUN (11/15/19)
Rebounds	10 (2x) last at South Alabama (11/12/19)
Field Goals	10 vs. CSUN (11/15/19)
Field Goals Att.	16 vs. Richmond (11/26/19)
3-Pt. Field Goals	6 vs. CSUN (11/15/19)
3-Pt. Field Goals Att.	9 (2x) last vs. New Mexico (11/25/19)
Free Throws	9 vs. NC State (12/19/19)
Free Throws Att.	12 vs. NC State (12/19/19)
Assists	10 vs. St. Joseph's (2/14/17)
Blocks	1 (8x) last at Mississippi State (1/4/20)
Steals	4 (4x) last vs. NC State (12/19/19)
Minutes	42 vs. Furman (12/5/19)

2019-20 DOUGHTY GAME-BY-GAME

Opp.	Start	Min.	FG-A	3FG-A	FT-A	O-D-T	PF	A	TO	BLK	STL	PTS
GSU	*	33	6-10	1-3	7-9	0-5-5	3	3	3	0	4	20
Davidson	*	34	3-10	0-5	5-6	2-3-5	3	3	4	0	1	11
S. Alabama	*	32	3-5	1-2	3-3	3-7-10	3	2	3	0	0	10
CSUN	*	24	10-15	6-8	7-7	2-6-8	0	3	0	1	0	33
Colgate	*	27	7-13	4-9	2-3	1-2-3	2	2	1	1	1	20
New Mexico*		32	6-12	5-9	2-5	1-1-2	2	2	3	0	3	19
Richmond	*	35	7-16	2-6	6-8	1-0-1	0	3	0	0	1	22
Furman	*	42	5-12	0-7	3-5	0-1-1	0	1	6	1	0	13
Saint Louis	*	32	1-6	1-4	5-6	0-3-3	1	0	0	0	1	8
NC State	*	32	6-12	3-5	9-12	0-2-2	2	4	5	1	4	24
Lehigh	*	32	2-8	1-5	1-2	1-1-2	3	4	0	0	1	6
Lipscomb	*	33	5-13	1-7	0-0	0-2-2	2	7	4	0	0	11
Miss. St.	*	35	4-12	0-4	7-8	1-7-8	3	0	2	1	2	15
Vanderbilt	*	34	1-9	1-5	3-4	1-1-2	4	2	0	0	0	6
Georgia	*	28	6-12	2-5	3-7	1-5-6	4	4	3	0	1	17
Alabama	*	32	2-11	0-2	2-3	0-0-0	5	3	7	0	0	6
Florida												
S. Carolina												
Iowa State												
Ole Miss												
Kentucky												
Arkansas												
LSU												
Alabama												
Missouri												
Georgia												
Tennessee												
Ole Miss												
Kentucky												
Texas A&M												
Tennessee												

DOUGHTY'S CAREER STATISTICS

Year	GP-GS	Min-Avg	FG-FGA	Pct	3FG-A	Pct	FT-FTA	Pct	Off-Def-Tot--Avg	PF-FO	Ast	TO	Blk	Stl	Pts	Avg
2016-17*	35-15	809-23.1	103-252	.409	23-81	.284	85-111	.766	29-98-127--3.6	76-3	75	66	2	33	314	9.0
2018-19	40-27	969-24.2	98-214	.458	45-106	.425	51-65	.785	42-96-138--3.5	87-1	67	55	3	54	292	7.3
2019-20	16-16	506-31.6	74-176	.420	28-86	.326	65-88	.739	14-46-60--3.8	37-1	43	41	4	22	241	15.1
TOTAL	91-58	2284-25.1	275-642	.428	96-273	.352	201-264	.761	85-240-325--3.6	200-5	185	162	9	109	847	9.3

13



BABATUNDE AKINGBOLA

6-10 • 236
Fr. • C
Ogun, Nigeria
(McEachern)

2019-20 (Freshman): Appeared in 11 games off the bench ... blocked a pair of shots in the first minute his career minute at South Alabama ... pulled down a pair of rebounds in five minutes of action vs. New Mexico ... scored his first career points with a dunk against Lipscomb.

HIGH SCHOOL AND PERSONAL DATA: Labeled as a four-star by Rivals and a three-star by 247Sports and ESPN ... tabbed as the No. 15 player in Georgia by 247Sports and ESPN ... played at McEachern High School ... was a two-time all-state selection ... team made the Final Four ... averaged 6.0 points, 6.1 rebounds, 3.0 blocks and 1.1 assists per game ... competed with Athletes of Tomorrow on the Nike EYBL circuit ... had 70 rebounds to go along with 27 blocks and shot 56 percent from the floor in 10 games for AOT during Nike 17U circuit ... led team to third-place finish at the 45th annual City of Palms Classic ... son of Akintayo and Temitayo Akingbola ... has four sisters: Yinka, Laide, Kemi and Lola ... goes by the nickname "Stretch" ... enrolled in the Harbert College of Business.

BAM TESTING RESULTS

Vertical Jump	27.5"
Approach Vertical	31.5"
3/4 Court Sprint	3.650
Reaction Shuttle	3.229
Lane Agility Drill	12.669

CAREER HIGHS

Points	2 vs. Lipscomb (12/29/19)
Rebounds	2 vs. New Mexico (11/25/19)
Field Goals	1 vs. Lipscomb (12/29/19)
Field Goals Att.	1 (4x) last at Alabama (1/15/20)
3-Pt. Field Goals	-
3-Pt. Field Goals Att.	1 at Alabama (1/15/20)
Free Throws	-
Free Throws Att.	-
Assists	1 (2x) last vs. Lipscomb (12/29/19)
Steals	-
Blocks	2 (2x) last vs. New Mexico (11/25/19)
Minutes	5 (2x) last vs. New Mexico (11/25/19)

2019-20 AKINGBOLA GAME-BY-GAME

Opp.	Start	Min.	FG-A	3FG-A	FT-A	O-D-T	PF	A	TO	BLK	STL	PTS
GSU			-dnp-									
Davidson			-dnp-									
S. Alabama	4	0-1	0-0	0-0	0-0	1-0-1	0	1	0	2	0	0
CSUN	5	0-1	0-0	0-0	0-0	0-1-1	3	0	1	0	0	0
Colgate	2	0-0	0-0	0-0	0-0-0	0	0	0	0	0	0	0
New Mexico	5	0-0	0-0	0-0	0-2-2	0	0	0	2	0	0	0
Richmond	2	0-0	0-0	0-0	0-0-0	0	0	0	0	0	0	0
Furman			-dnp-									
Saint Louis	1	0-0	0-0	0-0	0-0-0	1	0	0	0	0	0	0
NC State			-dnp-									
Lehigh	1	0-0	0-0	0-0	0-0-0	0	0	0	0	0	0	0
Lipscomb	2	1-1	0-0	0-0	0-0-0	1	1	0	0	0	0	2
Miss. St.			-dnp-									
Vanderbilt	1	0-0	0-0	0-0	0-0-0	0	0	0	0	0	0	0
Georgia	4	0-0	0-0	0-0	0-0-0	1	0	2	0	0	0	0
Alabama	2	0-1	0-1	0-0	0-0-0	1	0	0	0	0	0	0
Florida												
S. Carolina												
Iowa State												
Ole Miss												
Kentucky												
Arkansas												
LSU												
Alabama												
Missouri												
Georgia												
Tennessee												
Ole Miss												
Kentucky												
Texas A&M												
Tennessee												

AKINGBOLA'S MISCELLANEOUS STATS

	2019-20	Career
Games with 10+ Pts	0	0
Games with 20+ Pts	0	0
Games 5+ 3s	0	0
Games with 5+ Reb	0	0
Games with 10+ Reb	0	0
Games with 5+ Ast	0	0
Games with 10+ Ast	0	0
Games with 5+ Blk	0	0
Games with 5+ Stl	0	0
Double-Doubles	0	0

AKINGBOLA'S CAREER STATISTICS

Year	GP-GS	Min-Avg	FG-FGA	Pct	3FG-A	Pct	FT-FTA	Pct	Off-Def-Tot--Avg	PF-FO	Ast	TO	Blk	Stl	Pts	Avg
2019-20	11-0	23-2.1	1-4	.250	0-1	.000	0-0	.000	1-3-4--0.4	7-0	2	3	4	0	2	0.2
TOTAL	11-0	23-2.1	1-4	.250	0-1	.000	0-0	.000	1-3-4--0.4	7-0	2	3	4	0	2	0.2

22



ALLEN FLANIGAN

6-5 • 200

Fr. • G

Little Rock, Ark.
(Parkview Magnet)

2019-20 (Freshman): Appeared in all 15 games off the bench ... third-best rebounding guard on the team at 2.5 boards per contest ... pulled down at least three rebounds seven times, all within the last 12 games ... was a perfect 4-for-4 and scored eight points in 12 minutes vs. Furman ... recorded career-highs in points (12) and rebounds (6) against Georgia.

HIGH SCHOOL AND PERSONAL DATA: Labeled as a four-star by ESPN and a three-star by Rivals and 247Sports ... selected as the No. 1 player in Arkansas by ESPN and No. 3 by 247Sports ... attended Parkview Magnet High School where he played for his grandfather and local legend Alfred Flanigan ... won two state championships ... named the 5A Gatorade Arkansas Player of the Year ... also chosen as the district's top athlete ... played for the Joe Johnson Hawks in the adidas Gauntlet circuit, averaging 8.4 points, 3.6 rebounds and 1.2 assists per game ... led Hawks to 21-5 record and age division title in the Real Deal in the Rock ... son of Wes and Katrina Flanigan ... has two siblings: Collin and Mike ... father, Wes, was a four-year starter at point guard at Auburn from 1993-97 and is in the top 25 in program history with 1,228 career points ... father, Wes, was also an All-SEC selection in 1996 ... enrolled in the College of Education.

FLANIGAN'S MISCELLANEOUS STATS		
	2019-20	Career
Games with 10+ Pts	1	1
Games with 20+ Pts	0	0
Games 5+ 3s	0	0
Games with 5+ Reb	2	2
Games with 10+ Reb	0	0
Games with 5+ Ast	0	0
Games with 10+ Ast	0	0
Games with 5+ Blk	0	0
Games with 5+ Stl	0	0
Double-Doubles	0	0

BAM TESTING RESULTS	
Vertical Jump	30"
Approach Vertical	35.0"
3/4 Court Sprint	3.330
Reaction Shuttle	3.300
Lane Agility Drill	10.534

CAREER HIGHS	
Points	12 vs. Georgia (1/11/20)
Rebounds	6 vs. Georgia (1/11/20)
Field Goals	5 vs. Georgia (1/11/20)
Field Goals Att.	6 vs. Georgia (1/11/20)
3-Pt. Field Goals	2 vs. Georgia (1/11/20)
3-Pt. Field Goals Att.	3 vs. Georgia (1/11/20)
Free Throws	1 (2x) last vs. NC State (12/19/19)
Free Throws Att.	2 (4x) last at Mississippi State (1/4/20)
Assists	2 vs. New Mexico (11/25/19)
Steals	2 vs. Georgia (1/11/20)
Blocks	1 (2x) last at Alabama (1/15/20)
Minutes	22 vs. NC State (12/19/19)

2019-20 FLANIGAN GAME-BY-GAME												
Opp.	Start	Min.	FG-A	3FG-A	FT-A	O-D-T	PF	A	TO	BLK	STL	PTS
GSU		7	0-0	0-0	0-0	0-1-1	1	1	1	0	0	0
Davidson		6	0-1	0-1	0-0	0-1-1	1	0	1	0	0	0
S. Alabama	12	2-5	0-0	0-2	1-0-1	0	0	0	0	0	0	4
CSUN	18	3-5	1-1	0-0	0-3-3	1	1	1	1	0	0	7
Colgate	9	0-3	0-2	0-0	0-3-3	1	0	0	0	0	0	0
New Mexico	12	2-4	0-2	0-0	0-2-2	2	2	0	0	0	0	4
Richmond	14	1-3	0-0	1-2	3-1-4	3	0	1	0	0	0	3
Furman	12	4-4	0-0	0-2	1-1-2	0	0	1	0	0	0	8
Saint Louis	14	1-4	0-1	1-2	3-2-5	1	0	0	0	0	0	3
NC State	22	1-5	0-2	1-2	1-3-4	4	1	0	0	0	0	3
Lehigh	15	3-4	0-1	0-1	0-1-1	0	0	1	0	1	0	6
Lipscomb	10	0-0	0-0	0-0	0-0-0	3	0	2	0	0	0	0
Miss. St.	12	0-2	0-2	0-2	1-0-1	2	0	1	0	0	0	0
Vanderbilt	17	1-3	1-2	0-2	1-2-3	3	0	1	0	0	0	3
Georgia	21	5-6	2-3	0-0	0-6-6	2	0	1	0	0	2	12
Alabama	15	2-4	0-1	2-3	0-4-4	2	0	3	1	0	0	6
Florida												
S. Carolina												
Iowa State												
Ole Miss												
Kentucky												
Arkansas												
LSU												
Alabama												
Missouri												
Georgia												
Tennessee												
Ole Miss												
Kentucky												
Texas A&M												
Tennessee												

FLANIGAN'S CAREER STATISTICS																
Year	GP-GS	Min-Avg	FG-FGA	Pct	3FG-A	Pct	FT-FTA	Pct	Off-Def-Tot--Avg	PF-FO	Ast	TO	Blk	Stl	Pts	Avg
2019-20	16-0	211-13.2	25-53	.472	4-18	.222	5-18	.278	11-30-41--2.6	26-0	5	14	2	3	59	3.7
TOTAL	16-0	211-13.2	25-53	.472	4-18	.222	5-18	.278	11-30-41--2.6	26-0	5	14	2	3	59	3.7

23



ISAAC OKORO

6-6 • 225

Fr. • F

Powder Springs, Ga.
(McEachern)

2019-20 (Freshman): Started all 16 games as first-year player in senior-laden lineup ... third in SEC and 51st nationally with a 55.6 field goal percentage ... field goal percentage ranks seventh nationally among freshmen ... scored in double figures in first six games of his career, becoming just the second freshman since 1990 to accomplish the feat (Mustapha Heron) ... averaging 14.3 points and 4.5 rebounds while shooting 51.2 percent from the field (19-of-37) in SEC play ... second on the team with 31 offensive rebounds, third in total rebounds (72) ... hit the game-winning shot at South Alabama with 2.9 seconds left and became the only Auburn player in the last 15 years with a stat line of 15 points, six rebounds, six assists, two steals and two blocks in a game ... named SEC Freshman of the Week Nov. 18 and Dec. 9 ... is the fourth freshman in program history to earn the weekly recognition twice in a season, joining Jared Harper (2016-17), Aaron Swinson (1991-92) and Wesley Person (1990-91) ... had near double-double with 18 points and nine rebounds vs. Furman ... scored career-high 23 points against Vanderbilt, including one-handed dunk that was No. 7 on the Sportscenter Top 10 for Jan. 9 ... named NBC Sports Player of the Week on Jan. 13.

INTERNATIONAL EXPERIENCE: Won gold medal with 2018 USA U17 World Cup Team, averaging 4.3 points per game to help USA to a 7-0 record from June 30-July 8 in Santa Fe, Argentina ... took part in 2017 USA Basketball Men's Junior National Team Minicamp ... participated in 2016 Junior National Team Minicamp.

HIGH SCHOOL AND PERSONAL DATA: Labeled as a five-star by Rivals and a four-star by 247Sports ... rated as the second-highest signing in program history according to the 247Sports composite ranking ... tabbed as the No. 31 and No. 36 player in the country by Rivals and 247Sports, respectively ... chosen as the No. 2 player in the state of Georgia by 247Sports ... played at McEachern High School where he had his No. 35 jersey retired ... was a four-time all-state selection ... led team to 32-0 record and the state title in 2018-19, the first in the school's history ... team was ranked No. 1 in the country according to MaxPreps, BlueStar Media and the Prep Circuit Power 50 ... averaged 19.7 points, 10.1 rebounds, 3.2 assists and 2.7 steals as a senior ... named the 2019 AJC Player of the Year ... graduated with honors ... competed with Athletes of Tomorrow on the Nike EYBL circuit ... averaged 17.7 points, 8.4 rebounds and 4.1 assists with 51.7 field goal percentage ... son of Godwin and Gloria Okoro ... has three siblings: Michael, Rachel and Ashley ... enrolled in the Harbert College of Business.

OKORO'S MISCELLANEOUS STATS		
	2019-20	Career
Games with 10+ Pts	12	12
Games with 20+ Pts	1	1
Games 5+ 3s	0	0
Games with 5+ Reb	8	8
Games with 10+ Reb	0	0
Games with 5+ Ast	1	1
Games with 10+ Ast	0	0
Games with 5+ Blk	0	0
Games with 5+ Stl	0	0
Double-Doubles	0	0

BAM TESTING RESULTS	
Vertical Jump	30.5"
Approach Vertical	38.5"
3/4 Court Sprint	3.202
Reaction Shuttle	3.137
Lane Agility Drill	11.519

CAREER HIGHS	
Points	23 vs. Vanderbilt (1/8/20)
Rebounds	9 vs. Furman (12/5/19)
Field Goals	8 vs. CSUN (11/15/19)
Field Goals Att.	13 vs. Saint Louis (12/14/19)
3-Pt. Field Goals	2 (2x) last vs. Saint Louis (12/14/19)
3-Pt. Field Goals Att.	4 (2x) last at Alabama (1/15/20)
Free Throws	10 vs. Vanderbilt (1/8/20)
Free Throws Att.	14 vs. Vanderbilt (1/8/20)
Assists	6 at South Alabama (11/12/19)
Steals	3 (2x) last at Alabama (1/15/20)
Blocks	3 (2x) last vs. Georgia (1/11/20)
Minutes	43 vs. Furman (12/5/19)

2019-20 OKORO GAME-BY-GAME													
Opp.	Start	Min.	FG-A	3FG-A	FT-A	O-D-T	PF	A	TO	BLK	STL	PTS	
GSU	*	31	6-9	0-1	0-0	1-4-5	3	2	3	0	0	12	
Davidson	*	30	5-7	2-3	4-6	0-1-1	2	0	2	0	0	16	
S. Alabama	*	36	6-12	0-2	3-6	2-4-6	1	6	2	2	2	15	
CSUN	*	21	8-12	0-2	1-1	2-3-5	2	0	1	2	0	17	
Colgate	*	29	5-11	0-3	1-2	2-1-3	1	2	2	1	2	11	
New Mexico*		29	5-8	1-2	1-4	3-1-4	1	1	1	1	3	12	
Richmond	*	23	4-6	0-1	1-1	2-4-6	4	1	2	1	0	9	
Furman	*	43	5-9	0-3	8-9	3-6-9	3	3	6	1	0	18	
Saint Louis	*	35	5-13	2-3	0-0	4-1-5	2	1	1	1	0	12	
NC State	*	28	3-6	0-0	3-7	1-2-3	4	2	4	0	1	9	
Lehigh	*	23	3-4	0-1	2-2	2-1-3	4	1	3	0	2	8	
Lipscomb	*	31	5-9	0-2	4-5	4-0-4	2	2	0	3	0	14	
Miss. St.	*	35	5-9	0-1	4-5	1-7-8	2	2	1	0	2	14	
Vanderbilt	*	32	6-9	1-1	10-14	3-3-6	1	3	2	0	1	23	
Georgia	*	29	3-8	1-4	0-0	0-0-0	4	3	1	3	0	7	
Alabama	*	36	5-11	1-4	2-3	1-3-4	2	1	3	2	3	13	
Florida													
S. Carolina													
Iowa State													
Ole Miss													
Kentucky													
Arkansas													
LSU													
Alabama													
Missouri													
Georgia													
Tennessee													
Ole Miss													
Kentucky													
Texas A&M													
Tennessee													

OKORO'S CAREER STATISTICS																
Year	GP-GS	Min-Avg	FG-FGA	Pct	3FG-A	Pct	FT-FTA	Pct	Off-Def-Tot--Avg	PF-FO	Ast	TO	Blk	Stl	Pts	Avg
2019-20	16-16	485-30.3	79-143	.552	8-33	.242	44-65	.677	31-41-72--4.5	38-0	30	34	17	16	210	13.1
TOTAL	16-16	485-30.3	79-143	.552	8-33	.242	44-65	.677	31-41-72--4.5	38-0	30	34	17	16	210	13.1

24



ANFERNEE McLEMORE

6-7 • 220

Sr. • F

Warwick, Ga.

(Worth County HS)

2019-20 (Senior): Appeared in all 16 games as the first player off the bench ... seventh in the SEC and 78th in the country with 1.56 blocks per game ... 52nd in the nation with 8.0 block percentage ... third in Auburn history with 178 blocks, recently passing former teammate Horace Spencer (2015-19) who had 170 swats ... 177 blocks ranks ninth nationally among active players and is fourth among Power 5 players ... boasts third-best field goal percentage on the team at 50.6 percent ... second-best 3-point shooter on the team at 33.3 percent ... scored in double figures six times, including two of the first three games in SEC play ... matched season high with 14 points, all in the first half, against Vanderbilt ... made multiple 3s five times, three of which were away from home ... pulled down five-plus rebounds eight times, including six of the last nine games ... tied career-best with six blocks against Lehigh, all of which came in the second half ... blocked at least three shots five times.

HIGH SCHOOL AND PERSONAL DATA: Rated as a four-star prospect by ESPN ... rated as a 3-star by 247Sports, Rivals and Scout ... averaged 15.6 points, 11.2 rebounds and 6.9 blocks per game for Worth County as a senior in 2015-16 under coach Connie Mays ... three-time selection to the Albany Herald's Super Six as a sophomore, junior and senior ... the Rams finished in a three-way tie for first in the Georgia High School Region 1 4A standings ... averaged 19 points, 11.8 rebounds and 6.4 blocks per game for Worth County as a junior in 2014-15, recording several triple-doubles ... two-time All-Area selection by the Albany Herald ... started for the Rams each of his four years in high school ... Georgia Class 4A Sophomore of the Year by Hoopseen ... had a 4.0 GPA in advanced classes and was accepted by the Massachusetts Institute of Technology ... scored a 1670 on his SAT ... had considered Yale, Brown, Oregon State, Stanford and Georgia Tech ... played AAU basketball for the Atlanta Celtics under Horace Neysmith ... full name is Anfernee Keith McLemore ... son of Cinderella Lewis and Feron McLemore ... enrolled in the Harbert College of Business ... signed national letter of intent on Nov. 11, 2015.

McLEMORE'S MISCELLANEOUS STATS					
	2016-17	2017-18	2018-19	2019-20	Career
Games with 10+ Pts	4	9	10	6	29
Games with 20+ Pts	0	0	0	0	0
Games 5+ 3s	0	0	0	0	0
Games with 5+ Reb	16	14	17	8	55
Games with 10+ Reb	1	4	2	0	8
Games with 5+ Ast	0	0	0	0	0
Games with 10+ Ast	0	0	0	0	0
Games with 5+ Blk	0	6	0	1	7
Games with 5+ Stl	0	0	0	0	0
Double-Doubles	0	3	0	0	3

BAM TESTING RESULTS	
Vertical Jump	34.5"
Approach Vertical	42"
3/4 Court Sprint	3.230
Reaction Shuttle	2.933
Lane Agility Drill	10.786

CAREER HIGHS	
Points	19 (3x) last vs. Saint Peter's (11/28/18)
Rebounds	13 at Dayton (11/29/17)
Field Goals	8 (2x) last vs. Saint Peter's (11/28/18)
Field Goals Att.	13 vs. Saint Peter's (11/28/18)
3-Pt. Field Goals	4 (2x) last vs. Mississippi State (3/2/19)
3-Pt. Field Goals Att.	7 (2x) last at LSU (2/9/19)
Free Throws	7 at LSU (2/21/17)
Free Throws Att.	8 (2x) last vs. North Florida (12/29/18)
Assists	2 (5x) last vs. New Mexico (11/25/19)
Blocks	6 (3x) last vs. Lehigh (12/21/19)
Steals	4 vs. North Florida (12/29/18)
Minutes	30 vs. Kentucky (2/14/18)

2019-20 McLEMORE GAME-BY-GAME													
Opp.	Start	Min.	FG-A	3FG-A	FT-A	O-D-T	PF	A	TO	BLK	STL	PTS	
GSU		21	1-4	0-1	0-0	0-3-3	2	2	2	0	0	2	
Davidson		25	4-5	0-1	4-5	1-4-5	1	0	1	3	1	12	
S. Alabama		26	5-9	2-5	2-4	1-3-4	3	1	0	0	0	14	
CSUN		18	4-7	2-5	0-0	3-2-5	2	1	0	4	0	10	
Colgate		19	2-5	0-2	0-0	1-3-4	1	0	1	3	0	4	
New Mexico		18	3-4	2-3	2-5	2-1-3	1	2	2	1	2	10	
Richmond		20	1-3	0-2	0-0	1-1-2	2	1	1	1	3	2	
Furman		16	3-4	1-2	2-2	2-3-5	5	0	1	1	0	9	
Saint Louis		20	2-5	2-5	1-2	0-2-2	4	1	1	3	1	7	
NC State		21	2-7	1-4	1-2	0-5-5	2	0	1	1	1	6	
Lehigh		20	2-5	1-2	4-5	1-6-7	2	1	2	6	1	9	
Lipscomb		17	1-2	1-2	0-0	1-5-6	1	2	2	1	2	3	
Miss. St.		22	1-5	0-1	0-0	0-2-2	4	0	0	0	0	2	
Vanderbilt		17	6-8	2-3	0-0	1-0-1	4	0	0	0	0	14	
Georgia		21	6-8	0-2	0-1	3-3-6	2	0	1	0	0	12	
Alabama		19	2-8	1-5	1-1	1-6-7	2	0	0	1	1	6	
Florida													
S. Carolina													
Iowa State													
Ole Miss													
Kentucky													
Arkansas													
LSU													
Alabama													
Missouri													
Georgia													
Tennessee													
Ole Miss													
Kentucky													
Texas A&M													
Tennessee													

McLEMORE'S CAREER STATISTICS																
Year	GP-GS	Min-Avg	FG-FGA	Pct	3FG-A	Pct	FT-FTA	Pct	Off-Def-Tot--Avg	PF-FO	Ast	TO	Blk	Stl	Pts	Avg
2016-17	32-1	483-15.1	69-101	.683	1-1	1.000	35-58	.603	54-89-143--4.5	76-0	5	28	37	13	174	5.4
2017-18	27-21	525-19.4	74-139	.532	18-46	.391	35-48	.729	49-93-142--5.3	70-1	14	24	73	20	201	7.4
2018-19	40-34	762-19.1	101-223	.453	37-112	.330	29-47	.617	39-122-161--4.0	120-4	10	30	43	29	268	6.7
2019-20	16-0	315-19.7	45-89	.506	15-45	.333	17-27	.630	18-49-67--4.2	38-1	11	14	25	12	122	7.6
TOTAL	115-56	2085-18.1	289-552	.524	71-204	.348	116-180	.644	160-353-513--4.5	304-6	40	96	178	74	765	6.7

35



DEVAN CAMBRIDGE

6-6 • 190
Fr. • G
Nashville, Tenn.
(Hillcrest Prep)

2019-20 (Freshman): Appeared in all 16 games off the bench ... played 10-plus minutes seven times ... scored career-high 10 points in 15 minutes vs. CSUN ... scored four or more points in seven games ... pulled down four or more rebounds in four games ... racked up a block or a steal seven times.

HIGH SCHOOL AND PERSONAL DATA: Labeled as a three-star by both Rivals and 247Sports ... tabbed as the No. 8 player in the state of Arizona by 247Sports ... averaged 13 points, 6.5 rebounds, 2.3 blocks and 1.7 steals in 22 games during senior season for Hillcrest Prep in Phoenix, Ariz ... Shot 49 percent from the field, including 38 percent from three ... played on the Nike EYBL circuit with Athletes of Tomorrow, averaging 15.1 points, 5.1 rebounds, 1.3 assists and 1.3 blocks per game in 13 games ... son of Desmond Cambridge and Teon Cotton ... has six siblings: Desmond Jr., Jalon, Jaloni, Jasiah, Jordyn and Kennedy ... father, Desmond Sr., was an all-conference player at Alabama A&M where he set the NCAA record for steals in a season with 160 - a record that still stands after the 2018-19 season - while also averaging 20.7 points per game ... brother, Desmond Jr., is a junior on the basketball team at Nevada ... enrolled in the College of Education.

CAMBRIDGE'S MISCELLANEOUS STATS		
	2019-20	Career
Games with 10+ Pts	1	1
Games with 20+ Pts	0	0
Games 5+ 3s	0	0
Games with 5+ Reb	0	0
Games with 10+ Reb	0	0
Games with 5+ Ast	0	0
Games with 10+ Ast	0	0
Games with 5+ Blk	0	0
Games with 5+ Stl	0	0
Double-Doubles	0	0

BAM TESTING RESULTS

Vertical Jump	31.5"
Approach Vertical	40.5"
3/4 Court Sprint	3.342
Reaction Shuttle	3.440
Lane Agility Drill	11.618

CAREER HIGHS

Points	10 vs. CSUN (11/15/19)
Rebounds	4 (4x) last at Alabama (1/15/20)
Field Goals	4 (2x) last vs. Colgate (11/18/19)
Field Goals Att.	7 vs. CSUN (11/15/19)
3-Pt. Field Goals	2 (2x) last vs. CSUN (11/15/19)
3-Pt. Field Goals Att.	4 vs. CSUN (11/15/19)
Free Throws	3 vs. Davidson (11/8/19)
Free Throws Att.	5 vs. Davidson (11/8/19)
Assists	1 (4x) last vs. Georgia (1/11/20)
Steals	2 vs. Saint Louis (12/14/19)
Blocks	1 (5x) last vs. Lipscomb (12/29/19)
Minutes	16 (3x) last vs. Lipscomb (12/29/19)


2019-20 CAMBRIDGE GAME-BY-GAME

Opp.	Start	Min.	FG-A	3FG-A	FT-A	O-D-T	PF	A	TO	BLK	STL	PTS
GSU		16	2-4	2-3	0-0	1-2-3	3	0	0	0	0	6
Davidson		9	1-1	1-1	3-5	0-0-0	4	0	0	1	0	6
S. Alabama		9	0-0	0-0	0-0	0-1-1	0	0	0	0	0	0
CSUN		15	4-7	2-4	0-0	0-2-2	1	0	1	0	1	10
Colgate		14	4-6	1-3	0-0	1-1-2	0	0	0	1	1	9
New Mexico		13	1-4	0-2	0-0	1-1-2	1	0	1	0	0	2
Richmond		7	0-5	0-2	0-0	1-1-2	1	0	1	0	0	0
Furman		9	1-5	0-2	0-0	1-3-4	0	1	1	1	1	2
Saint Louis		14	2-3	0-1	0-2	2-2-4	0	1	0	1	2	4
NC State		7	0-0	0-0	0-0	0-1-1	3	0	1	0	0	0
Lehigh		16	2-5	0-3	0-0	0-0-0	2	0	3	0	0	4
Lipscomb		16	2-3	1-2	0-2	0-1-1	1	0	0	1	1	5
Miss. St.		7	0-0	0-0	0-0	0-0-0	2	0	0	0	0	0
Vanderbilt		9	1-3	0-2	0-0	1-3-4	1	1	1	0	0	2
Georgia		10	0-1	0-1	0-0	0-0-0	1	1	0	0	0	0
Alabama		10	0-2	0-1	0-2	1-3-4	2	0	2	0	1	0
Florida												
S. Carolina												
Iowa State												
Ole Miss												
Kentucky												
Arkansas												
LSU												
Alabama												
Missouri												
Georgia												
Tennessee												
Ole Miss												
Kentucky												
Texas A&M												
Tennessee												

CAMBRIDGE'S CAREER STATISTICS

Year	GP-GS	Min-Avg	FG-FGA	Pct	3FG-A	Pct	FT-FTA	Pct	Off-Def-Tot--Avg	PF-FO	Ast	TO	Blk	Stl	Pts	Avg
2019-20	16-0	170-10.6	20-49	.408	7-27	.259	3-11	.273	9-21-30--1.9	22-0	4	11	5	7	50	3.1
TOTAL	16-0	170-10.6	20-49	.408	7-27	.259	3-11	.273	9-21-30--1.9	22-0	4	11	5	7	50	3.1

50



AUSTIN WILEY

6-11 • 260

Sr. • C

Hoover, Ala.

(Calusa Prep)

2019-20 (Senior): Second the SEC and is 41st in the nation with 9.4 rebounds per game ... father Aubrey led the SEC in rebounding in 1993-94 ... third in the country with a 32.1 defensive rebound rate ... also is eighth in the nation in offensive rebound rate at 16.9 ... second in the SEC and 29th nationally with seven double-doubles ... second nationally drawing 8.4 fouls per 40 minutes ... second in the SEC in free throws attempted (98) and fourth in free throw made (67) ... fourth in the SEC and 51st nationally with 1.88 blocks per game ... has a block in 13 straight games and eight multi-block games over the last nine contests ... one of two SEC players to rank top four in both rebounds (9.3) and blocks (2.8) in league play ... averaging 10.3 points per game in conference games ... named SEC Player of the Week, the first of his career, on Dec. 2 after averaging 16 points and 10.5 rebounds per game en route to being named the MVP at the Legends Classic ... just the fourth center in program history to earn the weekly award, joining Mamadou N'diaye (1999), Aaron Swinson (1994) and Jeff Moore (1987) ... scored in double figures 12 times, tied for most on the team ... pulled down 8-plus rebounds in 13 of 16 games, which includes a career-high 15 rebounds against Lehigh.

INTERNATIONAL EXPERIENCE: Selected and named the team captain for the 12-member USA Basketball U19 World Cup Team to play in the FIBA World Cup in Cairo, Egypt, July 1-9, 2017 ... only American and one of seven players to average a double-double in the tournament with 10.3 points and 10.9 rebounds in only 19.9 minutes per game as the United States won the bronze medal, finishing 6-1 ... shot 50 percent from the field ... started all seven games ... had three double-doubles and a rebound shy of four double-doubles in seven games.

HIGH SCHOOL AND PERSONAL DATA: Ranked 13th nationally by Scout, 16th by Rivals and 17th by 247Sports ... played on Team USA's gold medal winner at the FIBA Men's U17 World Championship in Zaragoza, Spain in summer of 2016 ... consensus five-star selection ... three-time all-state selection at Spain Park High School in Hoover, Ala. ... averaged 22 points and 12 rebounds as a junior in 2014-15 leading Spain Park to a 24-6 record and the Class 7A state finals under coach Donnie Quinn ... was named the Alabama Sports Writers Association Class 7A Player of the Year as a junior, averaging 27.1 points, 12.1 rebounds and 2.9 blocks ... selected to the ASWA Class 7A All-State first-team and to the AL.com Class 7A Super All-State first-team ... scored his 1,500th point of his high school career during his junior season ... MVP of the Alabama North-South game in August 2016 ... averaged 19 points and 12 rebounds as a sophomore at Spain Park where he was named AL.com Birmingham Player of the Year Award ... selected to the ASWA Class 7A All-State first-team and AL.com Class 7A Super All-State first-team ... averaged 15 points and 10 rebounds as a freshman ... named an honorable mention ASWA Class 6A All-State selection as a freshman ... full name is Austin Jermaine Wiley ... son of former Auburn players, All-American & 1992 USA Olympian Vickie Orr and Aubrey Wiley, who led the SEC in rebounding in 1993-94 ... Vickie helped lead Auburn to two-straight NCAA Championship games in 1988 and 1989 and was inducted into the Alabama Sports Hall of Fame in 2013 ... enrolled in the College of Education ... signed national letter of intent Nov. 9, 2016.

WILEY'S MISCELLANEOUS STATS

	2016-17	2018-19	2019-20	Career
Games with 10+ Pts	8	8	12	28
Games with 20+ Pts	1	0	0	1
Games 5+ 3s	0	0	0	0
Games with 5+ Reb	10	9	15	34
Games with 10+ Reb	1	2	8	11
Games with 5+ Ast	0	0	0	0
Games with 10+ Ast	0	0	0	0
Games with 5+ Blk	0	2	1	3
Games with 5+ Stl	0	0	0	0
Double-Doubles	1	1	7	9

BAM TESTING RESULTS

Vertical Jump	31"
Approach Vertical	35"
3/4 Court Sprint	3.254
Reaction Shuttle	3.036
Lane Agility Drill	11.808

CAREER HIGHS

Points	25 at TCU (1/28/17)
Rebounds	15 vs. Lehigh (12/21/19)
Field Goals	11 at TCU (1/28/17)
Field Goals Att.	13 (2x) last vs. Saint Peter's (11/28/18)
3-Pt. Field Goals	-
3-Pt. Field Goals Att.	1 (3x) last vs. Lipscomb (12/29/19)
Free Throws	11 vs. Alabama (1/21/17)
Free Throws Att.	18 vs. Alabama (1/21/17)
Assists	2 vs. Furman (12/5/19)
Steals	3 vs. NC State (12/19/19)
Blocks	5 (3x) last at Mississippi State (1/4/20)
Minutes	29 vs. Furman (12/5/19)

2019-20 WILEY GAME-BY-GAME

Opp.	Start	Min.	FG-A	3FG-A	FT-A	O-D-T	PF	A	TO	BLK	STL	PTS
GSU	*	20	5-7	0-0	3-5	2-7-9	4	0	5	0	1	12
Davidson	*	20	1-2	0-0	3-6	1-9-10	1	0	1	1	0	5
S. Alabama	*	11	0-1	0-0	2-2	0-1-1	5	1	1	0	0	2
CSUN	*	19	3-4	0-0	4-4	0-9-9	1	0	4	2	0	10
Colgate	*	19	4-7	0-0	5-7	4-6-10	2	0	2	1	0	13
New Mexico*		18	6-8	0-0	2-4	6-7-13	5	0	1	1	0	14
Richmond	*	23	6-7	0-0	6-11	4-4-8	3	0	2	2	0	18
Furman	*	29	4-5	0-0	5-7	3-9-12	1	2	0	2	2	13
Saint Louis	*	23	2-11	0-0	4-8	5-3-8	2	0	3	2	0	8
NC State	*	20	4-4	0-0	2-2	2-6-8	1	1	1	3	3	10
Lehigh	*	20	3-6	0-0	8-8	6-9-15	2	1	1	1	0	14
Lipscomb	*	23	3-7	0-1	4-6	5-6-11	1	2	1	3	0	10
Miss. St.	*	24	4-8	0-0	2-4	1-4-5	2	1	1	5	1	10
Vanderbilt	*	23	2-5	0-0	9-10	3-9-12	2	0	1	3	0	13
Georgia	*	17	3-4	0-0	2-4	2-5-7	2	0	1	1	0	8
Alabama	*	21	2-6	0-0	6-10	7-6-13	4	0	3	2	0	10
Florida												
S. Carolina												
Iowa State												
Ole Miss												
Kentucky												
Arkansas												
LSU												
Alabama												
Missouri												
Georgia												
Tennessee												
Ole Miss												
Kentucky												
Texas A&M												
Tennessee												

WILEY'S CAREER STATISTICS

Year	GP-GS	Min-Avg	FG-FGA	Pct	3FG-A	Pct	FT-FTA	Pct	Off-Def-Tot--Avg	PF-FO	Ast	TO	Blk	Stl	Pts	Avg
2016-17	23-22	415-18.0	73-125	.584	0-0	.000	56-114	.491	52-56-108--4.7	59-1	5	41	31	5	202	8.8
2018-19	29-5	377-13.0	76-134	.567	0-3	.000	48-84	.571	45-72-117--4.0	59-1	2	29	37	6	200	6.9
2019-20	16-16	320-20.0	52-92	.565	0-1	.000	67-98	.684	51-100-151--9.4	38-2	8	28	30	7	171	10.7
TOTAL	68-43	1112-16.4	201-351	.573	0-4	.000	171-296	.578	148-228-376--5.5	156-4	15	98	98	18	573	8.4

SEASON STATS



2019-20 Auburn Men's Basketball
Combined Team Statistics
All games

Page 1/1
as of Jan 16, 2020

Game Records

Record	Overall	Home	Away	Neutral
ALL GAMES	15-1	9-0	2-1	4-0
CONFERENCE	3-1	2-0	1-1	0-0
NON-CONFERENCE	12-0	7-0	1-0	4-0

Score by Periods

Team	1st	2nd	OT	TOT
Auburn	601	679	15	1295
Opponents	484	581	12	1077

Team Box Score

No.	Player	Total			3-Point		F-Throw		Rebounds				Other Stats									
		GP-GS	MIN	AVG	FG-FGA	FG%	3FG-FGA	3FG%	FT-FTA	FT%	OFF	DEF	TOT	AVG	PF	DQ	A	TO	BLK	STL	PTS	AVG
10	DOUGHTY, Samir	16-16	508:10	31.8	74-176	.420	28-86	.326	65-88	.739	14	46	60	3.8	37	1	43	41	4	22	241	15.1
23	OKORO, Isaac	16-16	483:49	30.2	79-142	.556	8-33	.242	45-67	.672	31	41	72	4.5	38	0	30	34	17	16	211	13.2
5	MCCORMICK, J'Von	16-16	466:59	29.2	67-169	.396	21-68	.309	24-47	.511	18	47	65	4.1	34	1	80	32	1	17	179	11.2
50	WILEY, Austin	16-16	322:10	20.1	52-92	.565	0-1	.000	67-98	.684	51	100	151	9.4	38	2	8	28	30	7	171	10.7
3	PURIFOY, Danjel	16-16	430:31	26.9	51-124	.411	25-78	.321	25-32	.781	24	58	82	5.1	26	0	23	18	6	10	152	9.5
24	MCLEMORE, Anfernee	16-0	313:02	19.6	45-89	.506	15-45	.333	17-27	.630	18	49	67	4.2	38	1	11	14	25	12	122	7.6
1	JOHNSON, Jamal	16-0	219:28	13.7	25-59	.424	23-50	.460	14-19	.737	8	18	26	1.6	22	0	9	9	2	7	87	5.4
22	FLANIGAN, Allen	16-0	208:03	13.0	25-53	.472	4-18	.222	5-18	.278	11	30	41	2.6	26	0	5	14	2	3	59	3.7
35	CAMBRIDGE, Devan	16-0	172:28	10.8	20-49	.408	7-27	.259	3-11	.273	9	21	30	1.9	22	0	4	11	5	7	50	3.1
2	WILLIAMS, Jaylin	8-0	19:59	2.5	5-8	.625	0-1	.000	3-3	1.000	1	3	4	0.5	4	0	0	0	1	0	13	1.6
14	COOK, Preston	2-0	04:48	2.4	1-2	.500	0-1	.000	0-0	.000	0	1	1	0.5	1	0	0	0	0	0	2	1.0
0	JONES, Tyrell	10-0	36:52	3.7	2-11	.182	0-5	.000	2-5	.400	4	6	10	1.0	6	0	7	4	0	4	6	0.6
13	AKINGBOLA, Babatunde	11-0	22:44	2.1	1-4	.250	0-1	.000	0-0	.000	1	3	4	0.4	7	0	2	3	4	0	2	0.2
54	COLLIER, Thomas	1-0	01:33	1.6	0-0	.000	0-0	.000	0-0	.000	0	0	0	0.0	0	0	0	0	1	0	0	0.0
21	MACOY, Will	2-0	02:42	1.4	0-0	.000	0-0	.000	0-0	.000	0	0	0	0.0	0	0	0	0	0	0	0	0.0
12	BERMAN, Lior	2-0	02:42	1.4	0-1	.000	0-0	.000	0-0	.000	0	0	0	0.0	0	0	0	0	0	0	0	0.0
4	FRANKLIN, Javon	5-0	06:13	1.2	0-0	.000	0-0	.000	0-0	.000	0	1	1	0.2	0	0	1	1	0	0	0	0.0
20	PARKER, Myles	3-0	02:42	0.9	0-1	.000	0-0	.000	0-0	.000	0	0	0	0.0	0	0	0	1	0	0	0	0.0
Team											29	29	58				4					
Total		16	3225		447-980	.456	131-414	.316	270-415	.651	219	453	672	42.0	299	5	223	214	98	105	1295	80.9
Opponents		16	3225		389-965	.403	97-322	.301	202-296	.682	174	390	564	35.3	345	10	160	233	43	110	1077	67.3

Team Statistics

	AUB	OPP
Scoring	1295	1077
Points per game	80.9	67.3
Scoring margin	+13.6	-
Field goals-att	447-980	389-965
Field goal pct	.456	.403
3 point fg-att	131-414	97-322
3-point FG pct	.316	.301
3-pt FG made per game	8.2	6.1
Free throws-att	270-415	202-296
Free throw pct	.651	.682
F-Throws made per game	16.9	12.6
Rebounds	672	564
Rebounds per game	42.0	35.3
Rebounding margin	+6.8	-
Assists	223	160
Assists per game	13.9	10.0
Turnovers	214	233
Turnovers per game	13.4	14.6
Turnover margin	+1.2	-
Assist/turnover ratio	1.0	0.7
Steals	105	110
Steals per game	6.6	6.9
Blocks	98	43
Blocks per game	6.1	2.7
Winning streak	0	-
Home win streak	9	-
Attendance	78444	32989
Home games-Avg/Game	9-8716	3-10996
Neutral site-Avg/Game	-	4-7599

Team Results

Date	Opponent	Score	Att.
11/05/2019	Ga. Southern	W 83-74	8702
11/08/2019	vs Davidson	W 76-66	4549
11/12/2019	at South Alabama	W 70-69	10068
11/15/2019	CSUN	W 116-70	8389
11/18/2019	Colgate	W 91-62	7522
11/25/2019	vs New Mexico	W 84-59	6812
11/26/2019	vs Richmond	W 79-65	6420
12/05/2019	Furman	Wot 81-78	8226
12/14/2019	vs Saint Louis	W 67-61	12614
12/19/2019	NC State	W 79-73	9121
12/21/2019	Lehigh	W 74-51	9121
12/29/2019	Lipscomb	W 86-59	9121
01/04/2020	at Mississippi St.	W 80-68	8447
01/08/2020	Vanderbilt	W 83-79	9121
01/11/2020	Georgia	W 82-60	9121
01/15/2020	at Alabama	L 64-83	14474

SEASON STATS



2019-20 Auburn Men's Basketball
Combined Team Statistics
In Conference games

Page 1/1
as of Jan 16, 2020

Game Records

Record	Overall	Home	Away	Neutral
ALL GAMES	3-1	2-0	1-1	0-0
CONFERENCE	3-1	2-0	1-1	0-0
NON-CONFERENCE	0-0	0-0	0-0	0-0

Score by Periods

Team	1st	2nd	OT	TOT
Auburn	133	176	0	309
Opponents	122	168	0	290

Team Box Score

No.	Player	Total			3-Point		F-Throw		Rebounds				Other				PTS	AVG				
		GP-GS	MIN	AVG	FG-FGA	FG%	3FG-FGA	3FG%	FT-FTA	FT%	OFF	DEF	TOT	AVG	PF	DQ			A	TO	BLK	STL
23	OKORO, Isaac	4-4	130:45	32.7	19-37	.514	3-10	.300	16-22	.727	5	13	18	4.5	9	0	9	7	5	6	57	14.3
5	MCCORMICK, J'Von	4-4	111:28	27.9	17-44	.386	3-14	.214	15-22	.682	5	10	15	3.8	11	1	12	8	0	3	52	13.0
10	DOUGHTY, Samir	4-4	126:25	31.6	13-44	.295	3-16	.188	15-22	.682	3	13	16	4.0	16	1	9	12	1	3	44	11.0
50	WILEY, Austin	4-4	82:20	20.6	11-23	.478	0-0	.000	19-28	.679	13	24	37	9.3	10	0	1	6	11	1	41	10.3
3	PURIFOY, Danjel	4-4	107:33	26.9	14-32	.438	6-19	.316	4-4	1.000	7	15	22	5.5	7	0	5	2	0	2	38	9.5
24	MCLEMORE, Anfernee	4-0	77:07	19.3	15-29	.517	3-11	.273	1-2	.500	5	11	16	4.0	12	0	0	1	1	1	34	8.5
22	FLANIGAN, Allen	4-0	62:35	15.6	8-15	.533	3-8	.375	2-7	.286	2	12	14	3.5	9	0	0	6	1	2	21	5.3
1	JOHNSON, Jamal	4-0	52:51	13.2	5-11	.455	5-9	.556	1-2	.500	2	2	4	1.0	8	0	1	3	2	2	16	4.0
2	WILLIAMS, Jaylin	2-0	04:44	2.4	2-2	1.000	0-0	.000	0-0	.000	0	0	0	0.0	2	0	0	0	0	0	4	2.0
35	CAMBRIDGE, Devan	4-0	33:14	8.3	1-6	.167	0-4	.000	0-2	.000	2	6	8	2.0	6	0	2	3	0	1	2	0.5
13	AKINGBOLA, Babatunde	3-0	04:44	1.6	0-1	.000	0-1	.000	0-0	.000	0	0	0	0.0	2	0	0	2	0	0	0	0.0
0	JONES, Tyrell	2-0	05:02	2.5	0-3	.000	0-2	.000	0-2	.000	0	0	0	0.0	3	0	2	1	0	0	0	0.0
4	FRANKLIN, Javon	1-0	01:07	1.1	0-0	.000	0-0	.000	0-0	.000	0	1	1	1.0	0	0	1	0	0	0	0	0.0
Team											12	4	16				2					
Total		4	800		105-247	.425	26-94	.277	73-113	.646	56	111	167	41.8	95	2	42	53	21	21	309	77.3
Opponents		4	800		92-226	.407	24-70	.343	82-118	.695	40	108	148	37.0	93	2	34	52	22	25	290	72.5

Team Statistics

	AUB	OPP
Scoring	309	290
Points per game	77.3	72.5
Scoring margin	+4.8	-
Field goals-att	105-247	92-226
Field goal pct	.425	.407
3 point fg-att	26-94	24-70
3-point FG pct	.277	.343
3-pt FG made per game	6.5	6.0
Free throws-att	73-113	82-118
Free throw pct	.646	.695
F-Throws made per game	18.3	20.5
Rebounds	167	148
Rebounds per game	41.8	37.0
Rebounding margin	+4.8	-
Assists	42	34
Assists per game	10.5	8.5
Turnovers	53	52
Turnovers per game	13.3	13.0
Turnover margin	-0.3	-
Assist/turnover ratio	0.8	0.7
Steals	21	25
Steals per game	5.3	6.3
Blocks	21	22
Blocks per game	5.3	5.5
Winning streak	0	-
Home win streak	2	-
Attendance	18242	22921
Home games-Avg/Game	2-9121	2-11461
Neutral site-Avg/Game	-	0-0

Team Results

Date	Opponent		Score	Att.
01/04/2020	at Mississippi St.	W	80-68	8447
01/08/2020	Vanderbilt	W	83-79	9121
01/11/2020	Georgia	W	82-60	9121
01/15/2020	at Alabama	L	64-83	14474