



CRIMSON TIDE

BASKETBALL

20 NCAA Appearances » 13 Combined SEC Titles » 2nd in SEC History in Total League Wins » 2nd in SEC History in Winning Percentage

GAME 16 ALABAMA VS 4/4 AUBURN

JANUARY 15, 2020 / 8 P.M. CT / TUSCALOOSA, ALA.

COLEMAN COLISEUM (15,383)

TV: ESPN2

(Play-By-Play: Tom Hart, Analyst: Andy Kennedy)

RADIO: CRIMSON TIDE SPORTS NETWORK

(Play-By-Play: Chris Stewart, Analyst: Bryan Passink) | Sirius/XM Channel 84/383

CRIMSON TIDE

2019-20 Record	8-7
2019-20 SEC Record	1-2
KenPom RPI/SOS	53/18
Leading Scorer	John Petty Jr. (16.7)
Leading Rebounder	John Petty Jr. (7.3)
Leader in Assists	Kira Lewis Jr. (4.6)
Head Coach	Nate Oats
Record at Alabama (Years)	8-7 (1st)
Career Record (Years)	104-50 (5th)

TIGERS

2019-20 Record	15-0
2019-20 SEC Record	3-0
KenPom RPI/SOS	15/113
Leading Scorer	Samir Doughty (15.7)
Leading Rebounder	Austin Wiley (9.2)
Leader in Assists	J'Von McCormick (5.1)
Head Coach	Bruce Pearl
Record at Auburn (Years)	115-72 (6th)
Career Record (Years)	576-217 (25th)

NUGGETS YOU NEED TO KNOW

- Alabama will play its second consecutive ranked opponent when it welcomes rival No. 4/4 Auburn to Coleman Coliseum on Wednesday night. It will mark the first of two contests this season between the in-state foes, as UA will play the return game at Auburn Arena on Feb. 12 (6 p.m. CT).
- It will mark the 161st meeting on the hardwood between the two schools, which is the fourth-most games UA has played against any one opponent. The Crimson Tide owns a 95-65 edge in the series, which includes an all-time record of 42-9 when playing Auburn in Coleman Coliseum (49-10 when hosting the Tigers in Tuscaloosa).
- The Crimson Tide is coming off a hard-fought 76-67 loss at then-No. 14 Kentucky last Saturday afternoon. It was just team's third loss in the past nine contests (6-3), all of which were on the road and by single-digits. In addition to Saturday's contest, Alabama's only other losses over the stretch have come at then-No. 21 Penn State (lost 73-71 on Dec. 14) and at Florida (lost 104-98 in double overtime on Jan. 4).
- Over the first eight games of the year, Alabama averaged 18.5 turnovers compared to 14.0 assists per game. That equated to a 0.76 assist/turnover ratio. In the last team's last seven games, those numbers have seen a dramatic improvement. Over the span, the Tide is averaging just 12.0 turnovers compared to 15.0 assists – a 1.25 assist/turnover ratio.
- Alabama's John Petty Jr. became just the fifth player in program history to make at least 200 treys for his career (202) and is just 62 treys away from becoming the program's all-time leader in three-pointers made for his career. Moreover, the junior guard needs only 34 points to become the 51st UA player in program history to reach the 1,000-point mark for his career, and the 32nd to do so in just three years.
- Wednesday's contest between Alabama and Auburn not only features the top scoring offenses in the SEC, but two of the top 11 teams in scoring offense nationally. The Crimson Tide ranks seventh in the country at 83.2 points per game, while the Tigers are 11th in the nation at 82.1 points a contest.
- Dating back to the 2015-16 season, Alabama owns a record of 14-14 (.500) against teams ranked in the AP Top 25 but is 0-2 this season. The last time Alabama defeated a team ranked in the top five of the AP Poll came on Dec. 30, 2017 when UA toppled then-No. 5 Texas A&M 79-57 in Coleman Coliseum

2019-20 SCHEDULE

Opponent	TV	Time (CT)/Result
OCTOBER		
27 GEORGIA TECH (EXH.)		W, 93-65
NOVEMBER		
5 PENN	SEC Network+	L, 80-81
11 FLORIDA ATLANTIC	SEC Network+	W, 78-59
15 at Rhode Island	NBCSN	L, 79-93
19 FURMAN ¹	SEC Network+	W, 81-73
27 vs. ⁶ North Carolina ²	ESPN	L, 67-76
28 vs. Iowa State ²	ESPN2	L, 89-104
29 vs. Southern Miss ²	ESPNU	W, 83-68
DECEMBER		
6 STEPHEN F. AUSTIN	SEC Network+	W, 78-68
14 at ^{21/21} Penn State	Big Ten Network	L, 71-73
18 at Samford ³	ESPN+	W, 105-87
21 vs. Belmont ⁴	SEC Network	W, 92-72
29 RICHMOND	SEC Network	W, 90-78
JANUARY		
4 at Florida [*]	ESPN2	L, 98-104 (2ot)
8 MISSISSIPPI STATE [*]	SEC Network	W, 90-69
11 at ^{14/14} Kentucky [*]	ESPN	L, 67-76
15 ^{4/4} AUBURN [*]	ESPN2	8 p.m.
18 MISSOURI [*]	SEC Network	2:30 p.m.
22 at Vanderbilt [*]	SEC Network	8 p.m.
25 KANSAS STATE ⁵	ESPN2	5 p.m.
29 at LSU [*]	ESPN2/ESPNU	6 p.m.
FEBRUARY		
1 ARKANSAS [*]	SEC Network	5 p.m.
4 TENNESSEE [*]	ESPN/ESPN2/ESPNU	6 p.m.
8 at Georgia [*]	SEC Network	5 p.m.
12 at Auburn [*]	ESPN2	6 p.m.
15 LSU [*]	ESPN/ESPN2	3 p.m.
19 TEXAS A&M [*]	SEC Network	6 p.m.
22 at Ole Miss [*]	SEC Network	7:30 p.m.
25 at Mississippi State [*]	SEC Network	8 p.m.
29 SOUTH CAROLINA [*]	SEC Network	7:30 p.m.
MARCH		
3 VANDERBILT [*]	SEC Network	7:30 p.m.
7 at Missouri [*]	SEC Network	1:30 p.m.
11-15 at SEC Tournament ⁶	TBD	TBD













- 1 Battle 4 Atlantis (Tuscaloosa, Ala.)
- 2 Battle 4 Atlantis (Grand Paradise Island, Bahamas)
- 3 Game will be played at the BJCC (Birmingham, Ala.)
- 4 Rocket City Classic (Huntsville, Ala.)
- 5 Big 12/SEC Challenge
- 6 SEC Tournament (Nashville, Tenn.)

* Southeastern Conference game

BOLD indicates home game

Rankings listed are AP/Coaches

2019-20 OVERALL RECORDS • 8-7 / SEC • 1-2 / HOME • 5-1 / AWAY • 1-4 / NEUTRAL • 2-2
PREVIOUS GAME STARTERS HIGHLIGHTED IN SHADED BOX

0		JAVIAN DAVIS						LAST GAME: 4 pts, 3 rebs, 1 blk at Kentucky NOTES: Sat out the 2018-19 season as a redshirt ... leads UA in FG%, ranks 5th on team in rebounding, 4th in steals & 7th in scoring ... made first collegiate start & had 19 pts & 9 rebs vs. FAU ... five games in double-digits ... has dropped nearly 40 pounds of weight since arriving on campus ... a four-star prospect by ESPN & first team all-state.	SEASON HIGHS Pts: 19 vs. Florida Atlantic (11/11/19) Rebs: 9 vs. Florida Atlantic (11/11/19) Asts: 2 2x, last vs. Iowa State (11/28/19) Blks: 2 at Samford (12/18/19)
		F • 6-9 • 242 • R-Fr. • Canton, Miss.							
		PPG	RPG	APG	BPG	FG%	FT%		
7.1	4.5	0.7	0.3	.590	.625	18.3			
1		HERBERT JONES						LAST GAME: 18 pts, 7 rebs, 4 asts at Kentucky NOTES: Two-year captain ... avg. 13.6 ppg, 7.4 rpg & 3.0 apg over last 5 ... first career double-double (11 pts/10 rebs) vs. Richmond ... season-high 18 pts at Kentucky ... 17 pts at Rhode Island ... thrives on defensive end ... set UA record for charges taken in a season with 23 (2018) & has 40 for his career ... named Academic All-District (4th UA player to achieve feat).	SEASON HIGHS Pts: 18 at Kentucky (1/11/20) Rebs: 10 vs. Richmond (12/29/19) Asts: 7 at Samford (12/18/19) Stls: 3 at Penn State (12/14/19)
		F/G • 6-7 • 205 • Jr. • Greensboro, Ala.							
		PPG	RPG	APG	SPG	BPG	FT%		
9.7	5.7	2.8	1.0	0.5	.569	26.5			
2		KIRA LEWIS JR.						LAST GAME: 10 pts, 8 rebs, 4 asts at Kentucky NOTES: Leads team in assists & minutes per game, 2nd in scoring ... tops SEC in mpg, 7th in ppg & apg, 5th in spg ... career highs of 30 pts & 8 rebs vs. Penn ... team-best 4 games of 20 or more points & 12 games in double figures ... preseason All-SEC First Team ... helped lead Team USA to the gold medal at the 2019 FIBA Men's Basketball U-19 World Cup.	SEASON HIGHS Pts: 30 vs. Penn (11/5/19) Rebs: 8 3x, last at Kentucky (1/11/20) Asts: 8 2x, last vs. Belmont (12/21/19) Stls: 4 2x, last at Florida (1/4/20)
		G • 6-3 • 165 • So. • Meridianville, Ala.							
		PPG	RPG	APG	SPG	3FG%	FT%		
16.2	5.9	4.6	1.7	.324	.792	37.7			
3		ALEX REESE						LAST GAME: 6 pts, 5 rebs, 2 asts at Kentucky NOTES: Second on team in blocks, 3rd 3-pt FG%, 4th in rpg & 5th in ppg ... has hit double-figures in 6 of last 9 gms and is averaging 11.1 ppg over the stretch ... season-high 16 pts at Samford ... 15 pts vs SFA ... finished with 14 pts in SEC opener at Florida ... eight games in double figures ... a two-time SEC Academic Honor Roll.	SEASON HIGHS Pts: 16 at Samford (12/18/19) Rebs: 9 vs. North Carolina (11/27/19) Asts: 4 at Rhode Island (11/15/19) Blks: 3 vs. Mississippi State (1/8/20)
		F • 6-9 • 245 • Jr. • Pelham, Ala.							
		PPG	RPG	APG	BPG	3FG%	FT%		
8.9	4.9	1.3	0.9	.338	.733	21.2			
5		JADEN SHACKELFORD						LAST GAME: 2 pts, 4 rebs at Kentucky NOTES: Avg. 13.4 ppg & 3.0 3s made per game in last 5 gms ... ranks 3rd on team in ppg & mpg, 2nd in total 3s made (32) and 3s attempted (97) ... 65 percent of his total field goals attempts are from deep (97 of 149) ... season-high 28 vs. Richmond ... scored 25 pts vs. Furman ... has 8 double-digit scoring games on the year.	SEASON HIGHS Pts: 28 vs. Richmond (12/29/19) Rebs: 8 vs. Richmond (12/29/19) Asts: 4 vs. Southern Miss (11/29/19) Stls: 3 vs. Furman (11/19/19)
		G • 6-3 • 195 • Fr. • Hesperia, Calif.							
		PPG	RPG	APG	SPG	3FG%	FT%		
12.1	3.8	1.3	0.5	.330	.813	25.3			
11		BEETLE BOLDEN						LAST GAME: 4 pts, 3 asts at Kentucky NOTES: Team's lone senior – a grad transfer from West Virginia ... season-high 23 pts & hit 4 treys vs. Southern Miss ... 15 pts at Penn State ... has reached double figures in 6 of the 13 gms he's played ... 82 career games at WVU & finished with 635 points (7.7 ppg), while knocking down 210-of-492 (.427) shots and 121-of-303 (.399) threes.	SEASON HIGHS Pts: 23 vs. Southern Miss (11/29/19) Rebs: 5 vs. Penn (11/5/19) Asts: 3 2x, last at Kentucky (1/11/20) Stls: 2 vs. Penn (11/5/19)
		G • 6-0 • 160 • Gr. • Covington, Ky.							
		PPG	RPG	APG	SPG	3FG%	FT%		
8.8	2.0	1.3	0.5	.362	.818	21.3			
12		JAYLEN FORBES						LAST GAME: 3 pts at Kentucky NOTES: Has seen action in 14 of 15 games ... had season-high five points twice – vs. Iowa State and at Penn State ... season-best eight rebs vs. Penn ... four-star prospect who was ranked the No. 84 player overall and No. 2 player in Mississippi by ESPN.com ... tabbed first team all-state & holds high school's program scoring record.	SEASON HIGHS Pts: 5 3x, last at Mississippi State (1/8/20) Rebs: 8 vs. Penn (11/5/19) Asts: 1 4x, last vs. So. Miss (11/29/19) Stls:
		G • 6-4 • 186 • Fr. • Florence, Miss.							
		PPG	RPG	APG	SPG	3FG%	FT%		
2.6	2.4	0.4	0.0	.238	.692	9.9			
15		TYLER BARNES						LAST GAME: DNP at Kentucky NOTES: A two-time SEC Academic Honor Roll honoree ... walk-on who has seen action in 11 career contests during his three seasons at Alabama ... earned a spot on the roster following walk-on tryouts prior to the 2018-19 season ... averaged 10.2 points and 8.7 rebounds per game during his senior season at St. Xavier HS.	SEASON HIGHS Pts: Rebs: 4 vs. Florida Atlantic (11/11/19) Asts: Blks:
		F • 6-8 • 201 • Jr. • Louisville, Ky.							
		PPG	RPG	APG	BPG	FG%	FT%		
0.0	1.0	0.0	0.0	.000	.000	1.4			
21		BRITTON JOHNSON						LAST GAME: DNP at Kentucky NOTES: Earned a spot on the SEC First Year Academic Honor Roll ... played in five contests in his first year as a walk-on ... was a two-year letterwinner at Mountain Brook HS ... helped lead team to back-to-back Alabama 7A state championships (2017 and 2018), averaging 9.0 points and 2.2 rebounds per game over that stretch.	SEASON HIGHS Pts: 3 vs. Iowa State (11/29/19) Rebs: Asts: Stls:
		G • 6-4 • 183 • So. • Mountain Brook, Ala.							
		PPG	RPG	APG	SPG	3FG%	FT%		
0.8	0.0	0.0	0.0	.333	.000	1.3			
23		JOHN PETTY JR.						LAST GAME: 16 pts, 7 rebs, 4 blks at Kentucky NOTES: Tops UA in ppg, rpg & 3-pt FG%, ranks 2nd in mpg & apg ... No. 2 in SEC in 3FG%, No. 3 in 3s made/game (3.5) ... avg. 18.9 pts & 4.2 3s made/game, shooting 54.3% from deep in his last 12 gms ... 2 30-point gms & 11 double figure gms ... currently ranks No. 5 in UA history in career 3s made (202) & No. 6 in 3s att. (520).	SEASON HIGHS Pts: 39 at Samford (12/18/19) Rebs: 12 vs. Iowa State (11/29/19) Asts: 5 vs. Florida Atlantic (11/11/19) Stls: 3 2x, last vs SFA (12/6/19)
		G • 6-5 • 184 • Jr. • Huntsville, Ala.							
		PPG	RPG	APG	SPG	3FG%	FT%		
16.7	7.3	2.2	1.2	.495	.745	33.8			
30		GALVIN SMITH						LAST GAME: 4 pts, 1 reb at Kentucky NOTES: Avg. 7.3 pts & shooting .588 (10-of-17) from the floor over last 3 contests, each of which he started ... tied his career high with 11 pts vs. Miss. State ... had 7 pts at Florida ... has played in all 13 games with 3 starts ... a two-time SEC Academic Honor Roll honoree ... named to SEC Community Service Team last season.	SEASON HIGHS Pts: 11 vs. Mississippi State (1/8/20) Rebs: 5 2x, last vs. Richmond (12/29/19) Asts: 2 2x, last vs. Miss. State (1/8/20) Blks: 3 3x, last vs SFA (12/6/19)
		F • 6-9 • 240 • Jr. • Clinton, Miss.							
		PPG	RPG	APG	BPG	FG%	FT%		
2.9	2.3	0.3	1.1	.500	.385	13.2			
35		RAYMOND HAWKINS						LAST GAME: DNP at Kentucky NOTES: First signee of the Nate Oats era at Alabama ... a four-star recruit according to ESPN.com ... played at Bishop O'Dowd from 2016-18 before transferring to Findlay Prep in Henderson, Nev., for his final year ... averaged 14.9 points, 5.9 rebounds and 1.1 assists per game while shooting 60 percent from the field as a senior.	SEASON HIGHS Pts: Rebs: Asts: Blks:
		F/C • 6-9 • 240 • Fr. • Oakland, Calif.							
		PPG	RPG	APG	BPG	FG%	FT%		
0.0	0.0	0.0	0.0	.000	.000	1.1			

LAST TIME OUT: NO. 14 KENTUCKY 76, ALABAMA 67 [LEXINGTON, KY./RUPP ARENA - JAN. 11, 2020]

Official Basketball Box Score - Final															Game Time: 5:00 PM																																																											
Alabama at Kentucky															Game Duration: 1:56																																																											
01/11/20 Rupp Arena, Lexington, Ky.															Attendance: 20,407																																																											
2019-20 Men's Basketball															Officials: Don Daily, Jason Baker, R.B. Clyburn																																																											
Alabama - 67															Record: 8-7 (1-2)																																																											
NO.	Name	Min	FG M-A	3P M-A	FT M-A	Rebounds OR DR TOT	Fouls PF FD	TP	AS	TO	ST	Blocks BS BA	+/-	Shooting By Period																																																												
3	Alex Reese	F 22:49	2-5	0-2	2-2	2 3 5	1 1	6	2	2	0	0 1	-12	1st FG%	14-44	31.8%																																																										
30	Galin Smith	F 14:34	2-5	0-0	0-0	1 0 1	3 0	4	0	0	0	0 1	-12	3PT%	3-13	23.1%																																																										
1	Herbert Jones	G 34:29	8-20	0-2	2-5	5 2 7	3 5	18	4	1	1	0 3	-3	FT%	4-5	80%																																																										
2	Kira Lewis Jr.	G 37:09	4-11	0-1	2-3	1 7 8	2 5	10	4	2	0	1 0	-5	2nd FG%	14-32	43.8%																																																										
23	John Petty Jr.	G 35:41	6-15	3-8	1-2	2 5 7	2 1	16	1	2	0	4 1	-15	3PT%	1-8	12.5%																																																										
0	Javian Davis	35:19	2-4	0-0	0-0	1 2 3	2 0	4	0	1	1	1 0	4	FT%	3-7	42.9%																																																										
5	Jaden Shackelford	18:54	1-4	0-1	0-0	1 3 4	0 0	2	0	0	0	0 2	-3	GM FG%	28-76	36.8%																																																										
11	James Bolden	18:01	2-11	0-6	0-0	0 1 1	1 0	4	3	0	1	0 0	0	3PT%	4-21	19.0%																																																										
12	Jaylen Forbes	03:04	1-1	1-1	0-0	0 0 0	0 1	3	0	0	0	0 0	1	FT%	7-12	58.3%																																																										
Team						3 5 8	0	0	0	0	0	0 0		Dead Ball Rebounds: 3, 0																																																												
Totals						28-76	4-21	7-12	16 28 44	14 13	67	14 8 3	6 8 9		Technical Fouls: NONE																																																											
Kentucky - 76															Record: 12-3 (3-0)																																																											
NO.	Name	Min	FG M-A	3P M-A	FT M-A	Rebounds OR DR TOT	Fouls PF FD	TP	AS	TO	ST	Blocks BS BA	+/-	Shooting By Period																																																												
4	Nick Richards	F 32:11	5-11	0-0	3-6	4 7 11	1 5	13	1	1	0	5 1	1	1st FG%	18-32	56.3%																																																										
12	Keion Brooks Jr.	F 10:43	1-2	0-0	0-0	0 0 0	2 0	2	0	1	0	0 0	8	3PT%	5-7	71.4%																																																										
23	EJ Montgomery	F 24:39	4-6	0-0	0-0	0 6 6	1 0	8	0	1	0	1 0	19	FT%	4-6	66.7%																																																										
0	Ashton Hagans	G 36:17	4-10	1-2	6-9	0 9 9	2 7	15	9	4	3	0 2	7	2nd FG%	10-31	32.3%																																																										
3	Tyrese Maxey	G 35:29	6-17	1-3	0-0	1 3 4	2 0	13	1	4	0	0 2	16	3PT%	4-8	50.0%																																																										
2	Kahlil Whitney	08:22	0-3	0-1	0-0	1 0 1	1 0	0	1	1	0	0 0	-8	FT%	7-11	63.6%																																																										
1	Nate Sestina	18:11	2-4	2-3	0-0	2 2 4	3 0	6	0	1	1	2 0	-9	GM FG%	28-63	44.4%																																																										
5	Immanuel Quickley	34:08	6-10	5-6	2-2	0 5 5	1 2	19	3	1	1	0 1	11	3PT%	9-15	60.0%																																																										
Team						2 2 4	0	0	0	0	0	0 0		Dead Ball Rebounds: 3, 0																																																												
Totals						28-63	9-15	11-17	10 34 44	13 14	76	15 14 5	8 6 9		Technical Fouls: NONE																																																											
<table border="1"> <thead> <tr> <th></th> <th>ALA</th> <th>UKY</th> </tr> </thead> <tbody> <tr> <td>Biggest lead</td> <td>2 (1st 14:12)</td> <td>15 (2nd 17:12)</td> </tr> <tr> <td>Best Scoring Run</td> <td>6 (1st 14:12)</td> <td>8 (1st 12:21)</td> </tr> <tr> <td>Lead Changes</td> <td>2</td> <td></td> </tr> <tr> <td>Times Tied</td> <td>2</td> <td></td> </tr> <tr> <td>Time with Lead</td> <td>00:20</td> <td>37:34</td> </tr> </tbody> </table>																ALA	UKY	Biggest lead	2 (1 st 14:12)	15 (2 nd 17:12)	Best Scoring Run	6 (1 st 14:12)	8 (1 st 12:21)	Lead Changes	2		Times Tied	2		Time with Lead	00:20	37:34																																										
	ALA	UKY																																																																								
Biggest lead	2 (1 st 14:12)	15 (2 nd 17:12)																																																																								
Best Scoring Run	6 (1 st 14:12)	8 (1 st 12:21)																																																																								
Lead Changes	2																																																																									
Times Tied	2																																																																									
Time with Lead	00:20	37:34																																																																								
<table border="1"> <thead> <tr> <th rowspan="2"></th> <th colspan="2">Points from</th> <th colspan="3">Period by Period Scoring</th> </tr> <tr> <th>ALA</th> <th>UKY</th> <th>1st</th> <th>2nd</th> <th>TOT</th> </tr> </thead> <tbody> <tr> <td>Turnovers</td> <td>17</td> <td>7</td> <td></td> <td></td> <td></td> </tr> <tr> <td>Paint</td> <td>44</td> <td>20</td> <td></td> <td></td> <td></td> </tr> <tr> <td>Second Chance</td> <td>17</td> <td>17</td> <td></td> <td></td> <td></td> </tr> <tr> <td>Fast Breaks</td> <td>16</td> <td>10</td> <td></td> <td></td> <td></td> </tr> <tr> <td>Bench</td> <td>13</td> <td>25</td> <td></td> <td></td> <td></td> </tr> <tr> <td></td> <td></td> <td></td> <td>ALA</td> <td>UKY</td> <td>TOT</td> </tr> <tr> <td></td> <td></td> <td></td> <td>35</td> <td>32</td> <td>67</td> </tr> <tr> <td></td> <td></td> <td></td> <td>UKY</td> <td>45</td> <td>31</td> <td>76</td> </tr> </tbody> </table>																Points from		Period by Period Scoring			ALA	UKY	1st	2nd	TOT	Turnovers	17	7				Paint	44	20				Second Chance	17	17				Fast Breaks	16	10				Bench	13	25							ALA	UKY	TOT				35	32	67				UKY	45	31	76
	Points from		Period by Period Scoring																																																																							
	ALA	UKY	1st	2nd	TOT																																																																					
Turnovers	17	7																																																																								
Paint	44	20																																																																								
Second Chance	17	17																																																																								
Fast Breaks	16	10																																																																								
Bench	13	25																																																																								
			ALA	UKY	TOT																																																																					
			35	32	67																																																																					
			UKY	45	31	76																																																																				

LEXINGTON, Ky. – The Alabama men’s basketball team came up short after a tough fight against the No. 14 Kentucky Wildcats, 76-67, in front of a sold out crowd at Rupp Arena. After trailing by 10 at the half, the Crimson Tide was able to cut the deficit to just a single possession with just over two minutes remaining. However, the Wildcats held UA scoreless the rest of the way to secure the victory.

Junior Herbert Jones led three UA players in double figures with a career-high tying 18 points, while registering a career-best 20 field goal attempts (8-of-20) to go along with seven rebounds and four assists.

Junior John Petty Jr. finished with 16 points, seven rebounds and a career-high four blocks on the night. He connected on 3-of-8 from deep and doing so, he became the fifth person in program history to reach 200 career three-pointers. Sophomore Kira Lewis Jr. added 10 points, a team-leading eight rebounds and four assists in the loss.

Kentucky was led by Immanuel Quickley, who finished with 19 points on 5-of-6 shooting from beyond the arc.

Coach Nate Oats Postgame Comments

“It was a tough game. I mean, they’re one of the better teams in the country. They’re hard to score on, did a better job defensively on us than anyone all year. They made it tough for us to score in the paint. Nick Richards, he had five blocks. You try to tell your guys what it’s going to be like trying to score at the rim on these guys. We should have taken a few more spaced-out threes to get in the game. Add (EJ) Montgomery and (Keion Brooks Jr.) and that’s NBA-level protection. Defensively, they did a great job. We played hard. We went 4-of-21 from three. A lot of that is because of their play. They have length, they contest the threes and they make you miss. We’ve been shooting at a pretty high clip. We needed to shoot it a lot better from three than the way we did today if we wanted to have a chance in this game. On our defensive end, I thought the second half was a whole lot better than the first half.”

Team Stats

- Alabama finished with 14 assists to just eight turnovers – the fewest turnovers and best assist-turnover ratio in any game this year
- After trailing by 10 at the half, UA outscored UK 32-31 over the final 20 minutes
- The Tide had its school record streak of scoring 90 or more points snapped at five
- Both teams concluded the game with 44 rebounds, leaving only four teams in UA’s 15 contests this season that has bettered the Tide on the boards
- The Crimson Tide outscored the Wildcats inside the paint, 44-20, for the contest

- Despite coming in as one of the top three-point shooting teams in the nation, Alabama connected on a season-low four three-pointers and three-point percentage (4-of-21; 19.0 percent)
- UK entered as one of the worst three-point shooting teams nationally, entering the game at 30.1 percent on the year, but knocked down 9-of-15 (60.0 percent)

First Half

- Kentucky got out to an early 8-4 lead at the first media timeout of the day
- Alabama came out of the media timeout on a 6-0 run to grab a 10-8 lead with 14:12 left in the period
- The Wildcats responded with a 13-2 surge to move in front 21-12 at the 11:08 mark of the first half
- The first half of runs continued, as the Tide used a 12-5 spurt to cut the Kentucky advantage to 26-24 with 7:28 to go in the half
- The Wildcats ended the half by outscoring UA 19-11 to take a 45-35 lead into the half
- Jones led the Tide with 9 at the break, while Lewis added 7 in the first

Second Half

- Kentucky extended its lead to 52-37 at the 17:12 mark of the second half
- A 9-1 Crimson Tide run cut the Alabama deficit to 53-46 with 13:22 to play in the half
- Jones converted a three-point play with 7:31 remaining to cut the Kentucky lead to 59-55
- After the Wildcats stretch its lead to 69-62, a Petty triple cut the deficit to 69-65 with just 2:44 remaining in the contest
- The Tide would not give up and made it a one possession game, 70-67, with 2:14 remaining
- Kentucky used a clutch three and free throws down the stretch to outscore Alabama 6-0 the rest of the way to result in the final score

2019-20 TOP PERFORMANCES

CATEGORY	ALABAMA	OPPONENTS
Points	39, John Petty Jr. at Samford, 12/19/19	33, Jordan Lyons, Furman, 11/19/19
Field Goals Made	12, John Petty Jr. at Samford, 12/19/19	9, Jordan Dingle, Penn, 11/5/19
Field Goal Attempts	23, 2x, last by Kira Lewis Jr. at Florida, 1/4/20	21, 2x, last by Adam Kunkel, Belmont, 12/21/19
3-Pointers Made	10, John Petty Jr. at Samford, 12/19/19	6, Jordan Lyons, Furman, 11/19/19
3-Pointers Attempted	13, 3x, last by Jaden Shackelford vs. Richmond, 12/29/19	16, Jordan Lyons, Furman, 11/19/19
Rebounds	12, John Petty Jr. vs. Iowa State, 11/28/19	16, Kerry Blackshear, Florida, 1/4/20
Assists	8, 2x, last by Kira Lewis Jr. vs. Belmont, 2/21/19	15, Josh Sharkey, Samford, 12/18/19
Steals	4, 3x, last by Kira Lewis Jr. at Florida, 1/4/20	4, 6x, last by John Corneaux, Stephen F. Austin, 12/6/19
Blocks	4, John Petty Jr. at Kentucky, 1/11/20	5, 2x, last by Nick Richards, Kentucky, 1/11/20

ALABAMA	TALE OF THE TAPE	AUBURN
2019-20	Season	2019-20
8-7	Overall	15-0
1-2	Conference	3-0
6-4	Last 10	10-0
3-2	Last 5	5-0
83.2	PPG	82.1
78.7	OPP PPG	66.3
+4.5	Margin	+15.8
.439	FG%	.466
.420	FG% DEF	.402
.364	3PT%	.321
.317	3PT% DEF	.302
.701	FT%	.657
41.6	RPG	41.9
39.2	OPP RPG	34.9
+2.4	Margin	+7.0
14.5	APG	14.3
15.5	TOs PG	12.9
4.5	BPG	6.1
6.3	SPG	6.6

SERIES HISTORY

Overall Series Record.....	Alabama leads, 95-65
Last Five Contests.....	Auburn leads, 3-2
Last 10 Contests.....	Auburn leads, 6-4
At Auburn.....	Auburn leads, 31-27 (Alabama streak: Lost 4)
At Alabama.....	Alabama leads, 49-10 (Alabama streak: Lost 1)
At Coleman Coliseum.....	Alabama leads, 42-9
Neutral Site.....	Auburn leads, 23-20
Series Streak.....	Auburn won 2
Last Meeting.....	March 5, 2019 (Tuscaloosa, Ala.) Auburn 66, Alabama 60

ABOUT AUBURN

- Auburn enters the contest as one of only two unbeaten teams in the nation (San Diego State is 17-0 as of Jan. 13) coming into Wednesday's rivalry contest at Alabama. Most recently, the Tigers extended their winning streak to 15 straight games to begin the year with an 82-69 victory over Georgia last Saturday.
- Four players average in double figures to lead Auburn's offensive attack. Senior guard Samir Doughty tops the Tigers with 15.7 points per game, while also leading the team in steals (1.5 spg), minutes (31.8 mpg), threes made (28) and attempted (84) and free throws made (63) and attempted (85)
- Freshman Isaac Okoro ranks second in scoring (13.6 ppg), rebounding (4.5 rpg), field goal percentage (56.5 percent) and steals (1.3). Senior J'Von McCormick is the team leader in assists (5.1 apg), while averaging 11.6 ppg. Junior Austin Wiley averages a near double-double with 10.7 points and a team-leading 9.2 rebounds a game, while also topping Auburn in field goal percentage (58.1 percent) and blocks a contest (1.9 bpg).
- As a team, Auburn is outscoring the competition by +15.8 points per game (82.1-66.3) and owns a +7.0 advantage on the glass (41.9-34.9). The Tigers are shooting 46.6 percent from the floor, 32.1 percent from beyond the arc and 65.7 percent from the charity stripe. Coming into the Alabama game, Auburn tops the SEC in scoring margin, blocked shots (6.1), rebounds per game (41.9) and free throw attempts (385). Nationally, AU ranks among the top 25 teams in rebounds per game (7th), scoring margin (9th), blocks per game (9th), offensive rebounds per game (10th, 13.7), scoring offense (11th, 82.1) and free throw attempts (24th, 385).
- Bruce Pearl is in his sixth season at Auburn and owns a record of 115-72 (.615). Now in his 25th season as a collegiate coach, Pearl owns an overall mark of 577-217 (.719).

SOCIAL MEDIA:



Follow us on Twitter and Instagram @AlabamaMBB



Like us on Facebook at AlabamaMBB

Follow **ALABAMA MEN'S BASKETBALL** on the social media sites listed for up-to-date news, exclusive content and more.

ASSOCIATED PRESS POLL

WEEK 11 (JAN. 13)

Rank	Team (FPV)	Record	Points	Prev. Rank
1	Gonzaga (30)	18-1	1,574	1
2	Baylor (31)	13-1	1,567	4
3	Duke (4)	15-1	1,567	2
4	Auburn	15-0	1,359	5
5	Butler	15-1	1,299	6
6	Kansas	12-3	1,286	3
7	San Diego State	17-0	1,286	7
8	Oregon	14-3	1,163	9
9	Florida State	14-2	1,093	10
10	Kentucky	12-3	960	14
11	Louisville	13-3	943	13
12	West Virginia	13-2	911	17
13	Dayton	14-2	842	15
14	Villanova	12-3	822	16
15	Michigan State	13-4	735	8
16	Wichita State	15-1	629	23
17	Maryland	13-3	616	12
18	Seton Hall	12-4	496	NR
19	Michigan	11-5	358	19
20	Colorado	13-3	345	25
21	Ohio State	11-5	270	11
22	Memphis	13-3	232	21
23	Texas Tech	10-5	111	22
24	Illinois	12-5	109	NR
25	Creighton	13-4	97	NR

Others receiving votes: Iowa 88, Stanford 77, **Arkansas 65**, Indiana 50, Virginia 41, **Penn State 36**, **LSU 30**, Arizona 20, Wisconsin 19, Liberty 11, Northern Iowa 10, Purdue 10, Duquesne 9, Washington 9, TCU 8, Rutgers 8, Virginia Tech 5, Oregon State 4, Houston 4, BYU 3, East Tennessee State 2, Saint Mary's 1, Harvard 1, Akron 1, USC 1.

USA TODAY/COACHES POLL

WEEK 11 (JAN. 13)

Rank	Team (FPV)	Record	Points	Prev. Rank
1	Gonzaga (16)	18-1	775	1
2	Baylor (10)	13-1	764	4
3	Duke (6)	15-1	757	2
4	Auburn	15-0	685	5
5	Butler	15-1	660	6
6	San Diego State	17-0	622	7
7	Kansas	12-3	586	3
8	Oregon	14-3	543	9
9	Florida State	14-2	508	10
10	Louisville	13-3	469	11
11	Dayton	14-2	452	15
12	Kentucky	12-3	449	13
13	West Virginia	13-2	432	17
14	Michigan State	13-4	391	8
15	Villanova	12-3	356	16
16	Wichita State	15-1	309	23
17	Maryland	13-3	301	14
18	Seton Hall	12-4	279	25
19	Ohio State	11-5	137	12
20	Michigan	11-5	131	19
21	Colorado	13-3	120	NR
22	Memphis	13-3	73	22
23	Texas Tech	10-5	72	21
24	Iowa	11-5	60	NR
25	Stanford	14-2	59	NR

Others receiving votes: Creighton 53; Virginia 51; **Arkansas 44**; Indiana 38; Arizona 37; Illinois 33; **Penn State 23**; **LSU 22**; Rutgers 19; Houston 18; Wisconsin 17; Purdue 15; Northern Iowa 10; TCU 7; St. Mary's 6; Marquette 6; Xavier 4; New Mexico 3; Liberty 2; Yale 1; Providence 1.

QUICK FACTS

UNIVERSITY

Location	Tuscaloosa, Ala.
Founded	April 12, 1831
Enrollment	38,103
Conference	Southeastern
Colors	Crimson and White
Nickname	Crimson Tide
President	Dr. Stuart Bell
Athletic Director	Greg Byrne

FACULTY ATHLETICS

Facultay Athletics Representative	Dr. James King
Sport Administrators	Jeff Purinton
Arena (Capacity)	Coleman Coliseum (15,383)

COACHING STAFF

Head Coach	Nate Oats
Alma Mater	Maranatha Baptist, 1998
Record at Alabama	8-7 (1st)
Career Record	104-50, .675 (Fifth Season)
Assistant Coaches	Charlie Henry Bryan Hodgson Antoine Pettway
Director of Operations	Adam Bauman
Operations Coordinator	Alex Accetta
Strength and Conditioning	Mike Snowden
Athletic Trainer	Clarke Holter
Director of Video Services	Andrew Steele
Director of Player Development	Dr. Arnie Guin
Nutritionist	Amanda Branson
Graduate Managers	Donovan Kates, Patrick Niland, Christian Pino, Derek Rongstad

TEAM INFORMATION

2019-20 Record	8-7
2019-20 SEC Record	0-0
2019-20 H/A/N Record	5-1/1-4/2-2
Starters Returning/Lost	3/2
Letterwinners Returning/Lost	7/7
Newcomers	7*

* includes transfers

PROGRAM HISTORY

All-Time Record	1,683-1,053-1 (.616)
SEC Record	792-618 (.562)
SEC Tournament Record	67-53 (.558)
SEC Championships	7
NCAA Appearances	20
NIT Appearances	16

ATHLETICS COMMUNICATIONS

Basketball Contact	Aaron Jordan
Director of Athletics Communications	
Office	205-348-6084
Mobile	205-913-1979
E-mail	ajordan@ia.ua.edu
Fax	205-348-8841
Website	www.RollTide.com
Mailing Address	1201 Coliseum Drive Room 170 Tuscaloosa, AL 35487

ALABAMA MEN'S BASKETBALL QUICK HITS

TEAM NOTES

• Alabama enters Wednesday's game having played the toughest strength of schedule in the SEC (as of 1/14). According to the latest KenPom.com rankings, the Crimson Tide owns the No. 18 overall strength of schedule and the No. 49 non-conference SOS – both of which lead the SEC.

• Alabama set a program record when it scored 90 or more points in five consecutive contests, beginning with a 105-point outing against Samford on Dec. 18 and ended on Jan. 8 vs. Mississippi State. The Crimson Tide went 4-1 during the stretch, with the lone loss coming in double overtime at Florida on Jan. 4 (lost, 104-98). For some perspective, the Tide had just one 90-point game a year ago and have had only 10 total 90-point contests – three of which went into overtime – in the last 12 years dating back to the 2008-09 season.

• As a result of its recent offensive surge, Alabama has vaulted to No. 1 in the SEC and No. 7 nationally in scoring offense (83.2). The Tide has scored 1,248 points through its 15 games thus far. With 17 more guaranteed games this season, the Crimson Tide is on pace to program's single-season scoring record of 2,761 points set during the 2000-01 campaign.

• In addition to its national ranking in scoring, the Tide ranks atop the SEC and No. 3 nationally in three-pointers made per game (10.7) while ranking No. 2 in the SEC and 56th nationally in three-point field goal percentage (.364). Alabama is on pace to shatter the team's three-point records for a single season of 259 made three-pointers and 763 attempted. The Crimson Tide enters its upcoming contest 160-of-440 from beyond the arc through 15 games on the year.

• Alabama's pace of play ranks among the national leaders as of Jan. 13. The Crimson Tide averages 77.9 possessions per 40 minutes ranks fourth-best in the country. Furthermore, UA's average possession length on offense is at 15.2 which ranks as the 12th-fastest in the nation.

• In 15 contests this season, the Tide has posted more than 30 shots from beyond the arc nine times while Alabama has attempted more than 65 shots from the field in nine separate contests and scored 80 or more points a total of nine times.

• Over its first six contests, the Crimson Tide averaged 13.8 assists and 18.8 turnovers per game. However, in the last nine games, Alabama has turned that stat around to 14.9 assists and 13.2 turnovers per outing.

INDIVIDUAL NOTES

• Guard John Petty Jr.'s last 12 games: 18.9 ppg, 7.1 rpg, 4.2 threes made per game, 52.5 field goal percentage (74-of-141), 54.3 percent three-point field goal percentage (50-of-92), 82.9 free throw percentage (29-of-35).

• Forward Herbert Jones' last five games: 13.3 ppg, 7.3 rpg, 3.3 apg, 50.0 percent (29-of-58) field goal percentage, 60.0 percent (18-of-30) free throw percentage.

• Forward Galin Smith's last two games: 7.0 ppg, 2.7 rpg, 58.8 percent (10-of-17) field goal percentage.

• Jones, who is considered one of the elite defensive players in the SEC, has led the Tide in charges taken for each of the last two seasons, which includes a school record 23 as a freshman. He has accounted for 50 charges over his 82 career games played at Alabama.

2019-20 ROSTER & PRONUNCIATIONS

No.	Name	Fi-net-ick	Pos.	Ht./Wt.	Yr.	Major	Hometown
0	Javian Davis-Fleming	JAY-vee-un	F	6-9/242	R-Fr.	Public Health	Canton, Miss.
1	Herbert Jones		G/F	6-7/205	Jr.	Business Man.	Greensboro, Ala.
2	Kira Lewis Jr.	KIE (like PIE)-ruh	G	6-3/165	So.	Consumer Science	Meridianville, Ala.
3	Alex Reese		F	6-9/245	Jr.	Psychology	Pelham, Ala.
4	Juwan Gary	juh-WAHN	F	6-5/215	Fr.	Comm. Studies	Columbia, S.C.
5	Jaden Shackelford		G	6-3/195	Fr.	Advertising	Hesperia, Calif.
11	James "Beetle" Bolden		G	6-0/160	Gr.	Sports Man. ^{Masters}	Covington, Ky.
12	Jaylen Forbes		G	6-4/186	Fr.	Exercise Science	Florence, Miss.
13	Jahvon Quinerly	juh-VON	G	6-1/175	So.	Advertising	Hackensack, N.J.
15	Tyler Barnes		F	6-8/201	Jr.	Chemical Eng.	Louisville, Ky.
21	Britton Johnson		G	6-4/183	So.	Business Man.	Mountain Brook, Ala.
23	John Petty Jr.		G	6-5/184	Jr.	General Studies	Huntsville, Ala.
25	Adam Cottrell	COTT-rull	G	6-3/190	Fr.	Business	Flowery Branch, Ga.
30	Galín Smith	GAY-lin	F	6-9/240	Jr.	Exercise Science	Clinton, Miss.
33	James Rojas	ROE-hoss	F	6-8/215	Jr.	General Studies	Jamestown, N.Y.
34	Sam Okauru	oh-KAH-roo	G	6-5/200	Fr.	Business	Raleigh, N.C.
35	Raymond Hawkins		F	6-9/240	Fr.	Communications	Oakland, Calif.

BLUE COLLAR PTS

The Blue Collar Award is something created by head coach Nate Oats which is handed out to a Crimson Tide men's basketball player at the end of each game. The point system accumulates over the course of a game. Deflections, steals, blocks, rebounds and loose balls count for one point. Offensive rebounds are worth 1.5 points, floor dives are two and charges are worth four points. Below is list of players who have earned the Blue Collar Award for each game:

OPPONENT.....	TEAM TOTAL.....	HARD HAT AWARD
Georgia Tech.....	111.5	Herbert Jones
Penn.....	120	John Petty Jr.
Florida Atlantic.....	112.5	Javian Davis
at Rhode Island.....	84.0	Herbert Jones (2)
Furman.....	108.5	Javian Davis (2)
vs. North Carolina.....	114.0	Kira Lewis Jr.
vs. Iowa State.....	102.0	John Petty Jr. (2)
vs. Southern Miss.....	83.0	Herbert Jones (3)
Stephen F. Austin.....	99.0	Jaden Shackelford
at Penn State.....	106.5	Herbert Jones (4)
at Samford.....	111.5	John Petty Jr. (3)
vs. Belmont.....	94.0	Herbert Jones (5)
Richmond.....	88.5	Herbert Jones (6)
at Florida.....	87.0	Herbert Jones (7)
Mississippi State.....	86.0	Kira Lewis Jr. (2)
at Kentucky.....	97.0	Herbert Jones (8)
Auburn		
Missouri		
at Vanderbilt		
Kansas State		
at LSU		
Arkansas		
Tennessee		
at Georgia		
at Auburn		
LSU		
Texas A&M		
at Ole Miss		
at Mississippi State		
South Carolina		
Vanderbilt		
at Missouri		

CUMULATIVE BLUE COLLAR POINTS TOTAL

Herbert Jones.....	288
John Petty Jr.....	263
Javian Davis.....	209.5
Kira Lewis Jr.....	203
Alex Reese.....	164.5
Jaden Shackelford.....	143.5
Beetle Bolden.....	138.5
Galin Smith.....	123
Jaylen Forbes.....	81
Tyler Barnes.....	7
Britton Johnson.....	6
Raymond Hawkins.....	1
TOTALS.....	1,641.5

SEASON DEFLECTIONS

John Petty Jr.....	52
Herbert Jones.....	48
Javian Davis.....	39
Kira Lewis Jr.....	35
Jaden Shackelford.....	26
Alex Reese.....	17
Beetle Bolden.....	15
Jaylen Forbes.....	11
Galin Smith.....	8
Tyler Barnes.....	2
Britton Johnson.....	1
Raymond Hawkins.....	1
TOTALS.....	255

ALABAMA IN ITS 107TH SEASON OF BASKETBALL

- Alabama is in its 107th season of basketball in 2019-20. The Tide's first season of hoops came in 1912-13. There was no season in 1943-44 due to World War II.
- The Tide holds an all-time record of 1,683-1,052-1 (.616), which includes a 792-618 (.562) record in SEC play.
- Alabama ranks second in the SEC in league victories and all-time winning percentage.
- UA has made 36 NCAA (20) or NIT (16) appearances and has won seven SEC regular-season titles and six SEC Tournament championships.

ABOUT ALABAMA

- Alabama will begin a two-game homestand on Wednesday night when Auburn invade Coleman Coliseum. Both teams rank among the most efficient offenses in the country coming into the contest. According to KenPom.com, the Tide is ranked as the 35th most efficient offense nationally (108.4), while the Tigers check in at No. 14 in the country (111.5) in the category.
- Three Alabama players average double figures, while six average over 8.5 points per game through its 15 contests played. Junior John Petty Jr. (16.7 ppg) and sophomore Kira Lewis Jr. (16.2 ppg) are tied atop the squad in scoring average, while ranking sixth and seventh, respectively, among the league's scoring leaders. Combined the duo produces the third-highest combined points by any two players on the same team in the SEC (32.9 ppg).
- Lewis leads the SEC and ranks eighth in the nation in minutes per game (37.5), while also leading UA and ranking among the league leaders in assists (7th - 4.6 ppg) and steals (5th - 1.7 spg). A first-team All-SEC preseason honoree, he also tops the team in field goals made (91) and attempted (214), and is shooting 42.5 percent from the field and 32.4 percent (23-of-71) from beyond the arc.
- Petty is one of the top three-point shooters in the nation. He ranks second in the SEC in three-point field goal percentage (49.5 percent, 53-of-107) and is third in threes made per game (3.5), while ranking third and ninth, respectively, in the categories nationally. Additionally, he leads the squad and ranks ninth in the conference in rebounding (7.3 rpg) and also tops UA in threes made (53) and attempted (107) while ranking second in steals (1.2 spg) and minutes (33.8 mpg) per game.
- Freshman Jaden Shackelford also average in double figures at 12.1 ppg. He leads the team in threes attempted as 97 of 149 field goal attempts – approximately 65 percent – have come from beyond the three-point line. Graduate senior Beetle Bolden (8.8 ppg) and juniors Alex Reese (8.9 ppg) and Herbert Jones (9.7 ppg) are all contributing offensively.
- As a team, the Crimson Tide has been outrebounded in just four of its 15 games played this year and owns a +2.4 advantage on the glass (41.6-39.2). The 41.6 rebounds per game rank second in the SEC and 11th-best in the nation. Alabama has outscored the opposition by +4.5 points (83.2-78.7) and is shooting 43.9 percent from the field, 36.4 percent from beyond the arc and 70.1 percent from the foul line.

FIRST SIX/LAST NINE

- Despite suffering a close loss at No. 14 Kentucky last Saturday in its previous contest, Alabama continues to play well after dropping four of its first six games (2-4) to begin the season. The Crimson Tide have responded by capturing wins in six of its last eight contests (6-3) coming into Wednesday's contest vs. Auburn.
- While most of the numbers show a big improvement over the stretch from the beginning of the year to most recent. No category had a more drastic improvement than turnovers. Alabama averaged 18.8 miscues (113 turnovers) over the season's first six games but have since average 13.2 turnovers (119 turnovers) in the nine contests since.
- Below is a comparison of the Crimson Tide's first six and last seven games (listed as UA/OPP).

GAMES	POINTS PER GAME	FG%	3FG%	ASTS PER GAME	TOS PER GAME
	UA/OPP	UA/OPP	UA/OPP	UA/OPP	UA/OPP
First Six (2-4)	79.0/81.0	.424/.422	.329/.325	13.8/13.2	18.8/13.7
Last Eight (6-3)	86.0/77.2	.449/.419	.385/.310	14.9/11.7	13.9/14.4

2019-20 HUSTLE STATS

DUNK CHART

PLAYER	DUNKS
Jones	9
Lewis Jr.	5
Reese	5
Petty Jr.	4
Smith	4
Davis	3
TOTALS	30

CHARGES TAKEN

PLAYER	CHARGES
Bolden	11
Jones	10
Shackelford	4
Forbes	2
Lewis Jr.	1
Reese	1
TOTALS	26

FLOOR DIVES

PLAYER	CHARGES
Davis	20
Jones	19
Bolden	13
Smith	11
Lewis Jr.	8
Petty Jr.	6
Reese	5
Forbes	4
Shackelford	3
Johnson	1
TOTALS	90

AND-1's

PLAYER	AND-1's
Shackelford	4-for-5
Jones	4-for-5
Lewis Jr.	2-for-4
Davis	2-for-2
Reese	1-for-2
Bolden	1-for-2
TOTALS	15-for-21 (.714)

SPECIALTY STATS

Opponent	Pts off				
	Paint	T/O	2ndCh	FastB	Bench
PENN	42	18	13	2	9
ALABAMA	30	17	18	9	20
FLORIDA ATLANTIC	26	19	11	3	19
ALABAMA	34	11	16	8	31
at Rhode Island	38	33	3	21	25
ALABAMA	50	18	9	17	21
FURMAN	16	14	7	2	9
ALABAMA	38	12	8	8	28
vs. North Carolina	40	12	23	12	10
ALABAMA	28	17	7	4	7
vs. Iowa State	24	24	4	13	24
ALABAMA	36	13	14	12	29
vs. Southern Miss	26	14	14	6	17
ALABAMA	26	24	12	18	35
STEPHEN F. AUSTIN	36	21	11	10	26
ALABAMA	18	20	14	0	21
at Penn State	22	15	13	19	22
ALABAMA	36	22	7	5	31
at Samford	38	16	10	11	12
ALABAMA	26	18	9	10	24
vs. Belmont	38	13	6	16	8
ALABAMA	34	12	10	23	19
RICHMOND	34	13	9	2	21
ALABAMA	28	12	17	10	35
at Florida	40	18	21	13	23
ALABAMA	34	15	14	8	29
MISSISSIPPI STATE	36	9	11	10	9
ALABAMA	34	21	13	6	30
at Kentucky	20	7	17	10	25
ALABAMA	44	17	17	16	13
AUBURN					
ALABAMA					
MISSOURI					
ALABAMA					
at Vanderbilt					
ALABAMA					
KANSAS STATE					
ALABAMA					
at LSU					
ALABAMA					
ARKANSAS					
ALABAMA					
TENNESSEE					
ALABAMA					
at Georgia					
ALABAMA					
at Auburn					
ALABAMA					
LSU					
ALABAMA					
TEXAS A&M					
ALABAMA					
at Ole Miss					
ALABAMA					
at Mississippi State					
ALABAMA					
SOUTH CAROLINA					
ALABAMA					
VANDERBIT					
ALABAMA					
at Missouri					
ALABAMA					
OPPONENT Totals	486	260	171	150	259
Average/Game	32.4	17.3	11.4	10.0	17.3
ALABAMA Totals	506	238	200	157	373
Average/Game	33.7	15.9	13.3	10.3	24.9

THE TIDE IN THE NATIONAL & CONFERENCE STATS

- Alabama leads the SEC in five categories and rank among the top five in nine different categories.
- Nationally, the Crimson Tide ranks third in the nation in threes made per game (10.7) and is seventh in scoring offense (83.2). Alabama is ranked nationally among the top-50 teams in six statistical areas.
- Below is a breakdown of where UA ranks in the SEC and NCAA:

CATEGORY	SEC RANK	NCAA RANK	STAT
3s Made Per Game	1	4	10.7
Scoring Offense	1	7	83.2
Defensive Rebounds Per Game	1	11	29.5
Rebounds Per Game	2	11	41.6
Total 3-Pointers Made	1	22	160
3-Point FG Attempts	1	36	440
Blocked Shots Per Game	8	55	4.5
Offensive Rebounds Per Game	5	56	12.1
3-Point FG Percentage	2	58	.364
Assists Per Game	5	98	14.5

ALABAMA-AUBURN – SERIES NOTES

- Wednesday's game will mark the 161st meeting on the hardwood between the two schools, which is the fourth-most games UA has played against any one opponent. The Crimson Tide owns a 95-65 edge in the series, as the 95 victories also rank fourth-best against any foe in program history.
- UA owns an all-time record of 42-9 when playing Auburn in Coleman Coliseum, including wins in eight of the last 10 games played between the teams under the arched roof. The Tide is 49-9 when hosting the Tigers in Tuscaloosa.
- Last season, the Tigers swept both games from the Crimson Tide, winning 84-63 in Auburn Arena on Feb. 2, 2019 followed by a 66-60 victory in Coleman Coliseum on March 5, 2019. It was just the second time in the last 11 years that Auburn defeated Alabama twice in the same season.
- The two teams will play in mid-February when the Tide travels to Auburn Arena on Feb. 12 for a 6 p.m. CT tip off.
- The two teams have played in 11 overtimes in series history, with the last one coming Feb. 21, 2001. Auburn has won eight of the 11 games that have went to extra time.
- The series began during 1923-24 campaign.

TOP SCORING DUOS

- The duo of Kira Lewis Jr. and John Petty Jr. are forming quite the offensive duo in the league. The combination ranks as the third-best scoring pair in the conference as the Tide opens conference play.
- Vanderbilt's Aaron Nesmith and Saben Lee combine to average 38.7 points to lead all SEC dual threats, while Arkansas' Mason Jones and Isaiah Joe's 37.6 points per game average rank just behind.
- Alabama's Lewis and Petty's 32.9 points per game rank just ahead of Georgia's Anthony Edwards and Rayshaun Hammonds' 32.3 combined output.

Player (PPG) Points	School	Total	Combined
Aaron Nesmith (23.0)/Saben Lee (15.7)	Vanderbilt	38.7	
Mason Jones (19.4)/Isaiah Joe (18.2)	Arkansas	37.6	
John Petty Jr. (16.7)/Kira Lewis Jr. (16.2)	Alabama	32.9	
Anthony Edwards (18.7)/Rayshaun Hammonds (13.6)	Georgia	32.3	

ALABAMA INKS FOUR-STAR FORWARD AND NO. 58 OVERALL PLAYER

- Alabama men's basketball head coach Nate Oats officially announced the addition of 6-8, 200-pound forward Keon Ambrose-Hylton.
- A native of Toronto, Ontario, Ambrose-Hylton is a consensus four-star signee who is rated as high as the No. 58 overall player according to ESPN. Additionally, the athletic and versatile forward is ranked as the No. 2 player in Canada's entire 2020 class.
- ESPN rates him as the No. 58 overall player in the 2020 class and No. 14 at his position
- Ranked by 247Sports.com as the No. 78 overall player in the nation and the No. 13 power forward
- Additionally, he is ranked by North Pole Hoops as the No. 2 overall player in Canada's 2020 class
- Originally hails from Toronto but is playing his high school ball at International Sports Academy in Willoughby, Ohio.
- Competed in the FIBA World Cup for the Canadian National Under 17 Team in 2017 and the Under 19 National Team in 2019

RECORD WHEN...

At home	5-1	
On the road	1-4	
At neutral sites	2-2	
In SEC games	1-2	
SEC home games	1-0	
SEC road games	0-2	
In non-conference games	7-5	
In overtime	0-0	
In games decided by ...		
5 points or less	0-2	
6-10 points	2-3	
11 points or more	6-2	
Leading at the half		8-2
Trailing at the half		0-4
Tied at the half		0-1
Shooting 40% or better		8-3
Shooting less than 40%		0-4
Opponent better than 40%		3-6
Opponent shoots 40% or less		5-1
Shooting same or better than opponent		8-0
Shooting worse than opponent		0-7
Outrebounding opponent		6-3
Opponent outrebounds UA		1-3
Rebounds are tied		1-1
70% or better on FT		6-3
less than 70% on FT		2-4
More FT att. than opponent		7-1
Less FT att. than opponent		1-6
Same FT att. as opponent		0-0
40% or better on 3PT		5-1
Less than 40% on 3PT		3-6
More turnovers than opponent		5-2
Less turnovers than opponent		3-4
Same turnovers as opponent		0-1
Scoring 80 or more points		6-3
Scoring 70-79 points		2-2
Scoring 60-69 points		0-2
Scoring 50-59 points		0-0
Scoring less than 50 points		0-0
Allowing 80 or more points		1-4
Allowing 70-79 points		3-3
Allowing 60-69 points		3-0
Allowing 50-59 points		1-0
Allowing less than 50 points		0-0
On Sunday		1-0
On Monday		1-0
On Tuesday		1-1
On Wednesday		2-2
On Thursday		0-1
On Friday		2-2
On Saturday		1-1
In November		3-4
In December		4-1
In January		1-2
In February		0-0
In March		0-0

- Ran with UPLAY Canada on the Nike EYBL circuit and averaged 11.8 points, 6.2 rebounds, 1.3 assists and a block per game.
- In the prestigious Peach Jam Invitational, he averaged 20.2 points, 7.2 rebounds, 2.0 assists and 2.8 steals per game

PETTY IS READY

- Guard John Petty Jr. earned his first SEC Player of the Week honor on Dec. 23 when he averaged 26.5 ppg, 10.5 rpg, 7.0 threes made per game, 3.0 apg and 2.0 spg while shooting 65.4 percent from the floor (17-of-26) and 70.0 percent from beyond the arc (14-of-20) in leading the Tide to a pair of wins over Samford (Dec. 18) and Belmont (Dec. 21).
- Having scored in double figures in 11 of his last 12 contests, Petty is knocking down 54.3 percent (50-of-92) of his three-point attempts and averaging 18.9 points and 4.2 threes made per contest over that span.
- The stretch includes the Tide's three games played in the Battle 4 Atlantis, where Petty averaged 22.3 points, 7.7 rebounds and 1.4 steals per game, while shooting 54 percent from the floor and 61 percent from beyond the arc. That included a career night when he accounted for 34 points and 12 rebounds in a loss to Iowa State.
- Thanks in large part to his sudden surge, Petty is second in the SEC and ranks third nationally in three-point field goal percentage (.495), and is third in the league and ninth nationally in threes made per game (3.53). The Huntsville, Ala., native also ranks among the league leaders in scoring (6th - 16.7 ppg) and rebounding (9th - 7.3 rpg).
- Below is a breakdown comparing Petty's first three games of the season to his last 12:

	PPG	RPG	FGM-FGA	FG%	3FGM-3FGA	3FG%	FTM-FTA	FT%
First Three Games	7.7	7.7	7-25	.280	3-15	.200	6-12	.500
Last 12 Games	18.9	7.1	74-141	.525	50-92	.543	29-35	.829

INCREASING THE PACE OF PLAY

- Head coach Nate Oats has brought an entertaining style of play to the Capstone. That much became evident in the season-opening contest vs. Penn when the Crimson Tide put up 76 shots (27-of-76, 35.5 percent), which is more than any game since it posted 76 shots in a triple overtime loss at LSU on Feb. 13, 2013.
- In 15 contests this season, the Tide has posted more than 30 shots from beyond the arc nine times (60 percent of its games) while Alabama has attempted more than 65 shots from the field in nine separate contests (60 percent).
- Alabama ranks among the top teams in the nation when it comes to the pace of play. According to KenPom.com's latest numbers (as of Jan. 14), the Tide ranks fourth in the nation in Raw Tempo (77.9), while the average offensive possession length is 15.2, good for 12th nationally.

PETTY NAMED SEC PLAYER OF THE WEEK

- Alabama guard John Petty Jr. earned the SEC Men's Basketball Co-Player of the Week, for the week of Dec. 23. In leading the Crimson Tide to a pair of victories over Samford and Belmont, Petty averaged 26.5 points, 10.5 rebounds and 7.0 made threes per game and finished the week shooting 70.0 percent (14-of-20) from three-point range.
- The Huntsville, Ala., native opened the week when he matched his own school record with 10 made three-pointers in a 39-point, 10-rebound performance in the 105-87 win over Samford in the Chick-fil-A Birmingham Classic. The 6-5, 184-pound junior guard knocked down 10-of-13 shots from deep on his way to scoring the 11th-most points in a single game in program history.
- He followed that performance with his second consecutive double-double knocking down 4-of-7 shots from beyond the arc to finish with 15 points and a game-high 11 rebounds in the 92-72 win over Belmont at the Rocket City Classic in Huntsville, Ala.
- Petty becomes the first Alabama player to earn SEC Player of the Week honors since Retin Obasohan earned the accolade the week of Feb. 8, 2015. It is the third weekly honor in Petty's three-year career as he was twice named the league's Freshman of the Week during the 2017-18 season (weeks of Nov. 20, 2017 and Jan. 1, 2018).

ALABAMA ANNOUNCED AS A PARTICIPANT IN THE 2020 MAUI JIM MAUI INVITATIONAL

- Alabama will be one of eight teams that will compete in the 2020 Maui Jim Maui Invitational. The event will take place on Nov. 23-25 at the historic Lahaina Civic Center on the island of Maui.
- In addition to the Crimson Tide, other participants in the 37th annual edition of the event include Davidson, Indiana, North Carolina, Providence, Stanford, Texas and UNLV.
- This will mark Alabama's second appearance in the event. The only other showing occurred back in 2008 when UA finished with a 2-1 record, falling to Oregon in the opening round before finishing play with back-to-back wins over Chaminade and Saint Joseph's.
- The 2020 bracket with matchups, times and television information will be released at a later date.



NATE OATS

Head Coach

First Season at UA
5th Season Overall

MARANTHA BAPTIST, 1998

Nate Oats was formally introduced as head men's basketball coach at The University of Alabama on March 28, 2019.

"The University of Alabama is really special," said Oats. "When he (AD Greg Byrne) called and we talked about the academics here, the institution, the tradition, the excellence, it's a national brand, and it's unbelievable to have this opportunity. The campus here is beautiful. It's everything I thought it'd be and more. I want to thank everyone in here for giving me this chance."

Oats, who was named the 2018 and 2019 Mid-American Conference (MAC) Coach of the Year and finished fourth in voting for the Associated Press Men's College Coach of the Year, becomes the 21st head coach in the program's 106-year history.

Oats comes to Alabama after spending the last four seasons at the University at Buffalo. While there, he led the Bulls to a 96-43 (.691) record, three MAC Tournament Championships and three NCAA Tournament appearances, including reaching the Round of 32 in his final two seasons. As a result, he was named the league's Coach of The Year and National Association of Basketball Coaches (NABC) District 14 Coach of the Year in back-to-back seasons (2018 and 2019).

"We're going to work our tail off to get this program rolling in the right direction. We have three core values, and we established a culture playbook a few years ago. We talk about maximum effort – that's every workout, weight room session and every practice our guys are going to give max effort, and we're going to demand a lot out of them. Continuous growth is another core value. We're going to get better every day. We need guys that want to get in the gym and work on their own. We're going to get a culture in which they want to get better every day and that goes for academics and growing as young men as well. Selfless love. We're going to teach our guys how to love each other and love this community and treat each other well."

This past year, Oats guided Buffalo to a 32-4 overall record and a 16-2 mark in conference play, leading the program to its second consecutive MAC regular season and tournament championships. The Bulls were ranked for 20 weeks in the Associated Press Top-25 throughout the 2019 season, which marked the first time in school history the program had earned a national ranking. Buffalo went on to climb as high as No. 14 in the nation which was the highest ranking by any MAC team in past 40 years. Additionally, the 32 victories not only set a program record but was the most wins ever by any Mid-American men's basketball program.

During the 2017-18 season, he led the Bulls to a record of 27-9 overall and 15-3 in the MAC. In doing so, he secured Buffalo's first ever victory in the NCAA Tournament, defeating No. 4 seed and PAC-12 Champion Arizona, 89-68, in Boise, Idaho.

Over his final two seasons, Buffalo finished with a combined record of 59-13 (.819), a pair of MAC Tournament and regular season championships, two NCAA Tournament Round of 32 appearances and consecutive MAC Coach of the Year honors.

Before becoming a Division I head coach, Oats spent two seasons as an assistant coach under Bobby Hurley, Oats helped lead the Bulls to a 42-20 record, back-to-back MAC East Titles, a MAC Regular Season Title, a MAC Tournament Title and UB's first ever trip to the NCAA Tournament. Oats was also responsible for recruiting Justin Moss, the 2014-15 MAC Player of the Year.

Prior to joining the Bulls, Oats completed 11 seasons as head coach at Romulus High School in Michigan, winning the school's first state title in 27 years in 2012-13 and finished the season 27-1. He was named the 2013 Detroit News State Coach of the Year, the Detroit Free Press State Coach of the Year, and BCAM State Coach of the Year.

Previous honors include 2009 Basketball Coaches Association of Michigan Class A Coach of the Year, the 2008 Detroit Free Press Metro Detroit Coach of the Year, and the 2005 Detroit News Metro Detroit Coach of the Year & Detroit Free Press Metro West Coach of the Year.

In his time as head coach, he led the team to a 222-52 overall record and seven straight conference championships while going undefeated in conference play in four consecutive seasons. The team was ranked in the top 25 nationally on three different occasions (2010, 2011, 2013) and made the Michigan Class A Final Four five times. More importantly, he oversaw a program that had a 100 percent graduation rate with 40 of his 42 seniors at Romulus continuing on to college.

Before coaching at Romulus, he played college basketball at Maranatha Baptist University in Wisconsin where was a captain and All-Conference performer, while earning his bachelor's degree in Math Education. Oats went on to become an assistant coach at Maranatha from 1997 to 2000. After that, he moved on to the University of Wisconsin-Whitewater from 2000-02.

CAREER HISTORY AND RESULTS

UNIVERSITY OF ALABAMA, HEAD COACH, 2019-PRESENT

Year	Record	Pct.	SEC Record	Pct.	Postseason
2019-20	8-7	.533	1-2	.333	
Total (1)	8-7	.533	1-2	.333	

UNIVERSITY OF BUFFALO, HEAD COACH, 2015-19

Year	Record	Pct.	MAC Record	Pct.	Postseason
2015-16	20-15	.571	10-8	.556	NCAA First Round
2016-17	17-15	.531	11-7	.611	
2017-18	27-9	.750	15-3	.833	NCAA Second Round
2018-19	32-4	.889	16-2	.889	NCAA Second Round
Total (4)	96-43	.690	52-20	.722	

Career Totals (5) **104-50** **.675** **53-22** **.707**

HONORS

MAC Coach of the Year (2018, 2019)

NABC District Coach of the Year (2018, 2019)

Finished 4th in AP Voting for National College Coach of the Year (2019)

3x NCAA Tournament Participant
3x MAC Tournament Champions
2x MAC Regular Season Champions

ON THE BENCH



CHARLIE HENRY
Assistant Coach

In his first season at Alabama after spending the last two years (2017-19) as the head coach for the Windy City Bulls of the NBA G League ... spent two seasons (2015-17) as an assistant for the Chicago Bulls under Fred Hoiberg ... prior to his stint with Chicago, he was a member of Hoiberg's coaching staff at Iowa State for three seasons, where his tenure was highlighted by three consecutive trips to the NCAA Tournament (2013-15) ... served as Oats' assistant coach at Romulus High School in Detroit, Mich., during the 2009-10 season.



BRYAN HODGSON
Assistant Coach

First season at Alabama and one of the first hires made by Nate Oats ... spent the previous four seasons with Oats at Buffalo where they earned three NCAA Tournament appearances and three MAC tournament championships, while also earning a pair of MAC regular season titles ... led the UB recruiting efforts and was responsible for the addition of a large make-up of the Buffalo roster which had so much success under Oats' leadership.



ANTOINE PETTWAY
Assistant Coach

Former Crimson Tide star that was an integral part of the Tide's Elite Eight run in 2004 ... one of the top recruiters in not only the Southeastern Conference, but in the nation as well ... promoted to assistant coach at the end of the 2013 season and was named lead recruiter following the 2017 campaign ... was a former walk-on before earning a scholarship ... prior to his promotion, spent three seasons as the director of operations ... graduated in 2004.



MIKE SNOWDEN
Strength and Conditioning

In his first season as the Alabama men's basketball strength coach ... a military veteran who served on President Barack Obama's Helicopter Squadron staff ... was head coach Nate Oats' strength coach at the University of Buffalo ... prior to that he had two stints at George Mason, his alma mater, in 2016-17 and 2013-14 – his first year as a strength coach ... also served as the strength and conditioning graduate assistant with the VCU men's basketball team (2015-16).

THE LAST TIME...

TEAM

Scored 100 points or more:

Dec. 18, 2019 - UA 105, Samford 87

Scored 110 points or more:

Dec. 1, 2004 - UA 114, ETSU 77

Scored less than 50 points:

Jan. 6, 2018 - Georgia 65, UA 46

Allowed 100 points:

Jan. 4, 2020 - Florida 104, UA 98 (2ot)

Held opponent to 40 points or less:

Jan. 10, 2015 - UA 56, Tennessee 38

Held opponent to 15 pts or less in half:

Nov. 29, 2016 - 15 points allowed vs. Charleston Southern (1st half)

Scored 50 points in a half:

Dec. 18, 2019 - 57 points in first half at Samford

Won an overtime game:

Feb. 7, 2017 - UA 90, South Carolina 86

Lost an overtime game:

Jan. 4, 2020 - Florida 104, UA 98 (2ot)

Played a double-overtime game:

Jan. 4, 2020 - Florida 104, UA 98 (2ot)

Played a triple-overtime game:

Feb. 7, 2017 - UA 90, South Carolina 86

Played a quadruple-overtime game:

Feb. 7, 2017 - UA 90, South Carolina 86

Shot 60% or better in a half:

Dec. 18, 2019 - 61.3% in 1st half at Samford

Shot 70% or better in a half:

Nov. 29, 2019 - 72.7% in 2nd half vs. Southern Miss

Failed to hit a three-pointer in a game:

Dec. 4, 2010 vs. Purdue (316 games)

Had at least 15 steals in a game:

Feb. 20, 2013 vs. Mississippi State (18)

Had at least 25 assists in a game:

Nov. 17, 2017 vs. Alabama A&M (25)

Forced 25 turnovers in a game:

Nov. 11, 2012 vs. West Alabama (25)

Played a ranked opponent (AP poll):

Nov. 27 vs. No. 6 North Carolina (lost, 76-67)

Beat a ranked opponent at neutral site:

March 9, 2018 vs. No. 16 Auburn (won, 81-63)

Beat a ranked opponent at home:

Jan. 29, 2019 vs. No. 22 Mississippi State (won, 83-79)

Beat a ranked opponent on the road:

Feb. 3, 2018 at No. 23 Florida (won, 68-50)

Beat a top-10 opponent:

Dec. 30, 2017 vs. No. 5 Texas A&M (won, 79-57)

Beat a top-10 opponent on the road:

Feb. 21, 2004 in Starkville, Miss. (beat No. 4 Mississippi State, 77-73)

Beat a top-5 opponent:

Dec. 30, 2017 vs. No. 5 Texas A&M (won, 79-57)

Beat a top-5 opponent on the road:

Feb. 21, 2004 in Starkville, Miss. (beat No. 4 Mississippi State, 77-73)

Played a No. 1 ranked opponent:

Jan. 31, 2015 vs. No. 1/1 Kentucky (lost, 70-55)

Beat a No. 1 ranked opponent on the road:

Jan. 28, 1983 at No. 1 UCLA (won, 70-67)

Beat a No. 1 ranked opponent:

March 20, 2004 vs. No. 1 Stanford (NCAA tournament (won, 70-67)

INDIVIDUAL

Had a player score 50 points:

Michael Nordholz (50) vs. Southern Miss, 12/12/76 (single-game scoring record)

Had a player score 40 points:

Collin Sexton (40) vs. Minnesota, 11/25/17

Had a player score 35 points:

John Petty Jr. (39) at Samford, 12/18/19

Had a player score 30 points:

John Petty Jr. (39) at Samford, 12/18/19

Had a player grab 20 rebounds:

Richard Hendrix (23) vs. Troy, 11/9/07

Had a player dish out 10 or more assists:

Mikhail Torrence (11) vs. LSU, 1/27/10

Had a player block five shots:

Donta Hall (8) vs. Oklahoma, 1/27/18

Had a player block 10 shots:

Roy Rogers (10) vs. LSU, 2/17/96

Had a player with seven or more steals in a game:

Jeremy Hays (8) vs. Oregon State, 12/12/98

Had two players record a double-double in same game:

Donta Hall (14 pts, 11 rebs), Dazon Ingram (13 pts, 10 rebs) vs. Vanderbilt, 2/23/19

Had three players record a double-double in same game:

Jermareo Davidson (12 pts, 12 rebs), Alonzo Gee (22 pts, 10 rebs), Richard Hendrix (18 pts, 12 rebs) vs. Louisiana Monroe, 11/28/06

Had a player record a double-double in three consecutive games:

Donta Hall (14 pts, 16 rebs vs. Texas A&M, 12 pts, 11 rebs at Missouri, 16 pts, 12 rebs vs. Tennessee) (Jan. 12, Jan. 16, Jan. 19, 2019)

Had a player record a double-double in four consecutive games:

Donta Hall (14 pts, 16 rebs vs. Texas A&M, 12 pts, 11 rebs at Missouri, 16 pts, 12 rebs vs. Tennessee, 10 pts, 11 rebs vs. Ole Miss) (Jan. 12, Jan. 16, Jan. 19, Jan. 22, 2019)

Had two players score 20 points in a game:

Beetle Bolden (23) and Kira Lewis Jr. (20) vs. Southern Miss, 11/29/19

Had five players score in double figures:


Jaden Shackelford (16), Herbert Jones (15), Kira Lewis Jr. (15), John Petty Jr. (14), Alex Reese (13), Javian Davis (12) vs. Belmont, 12/21/19

Had six or more players score in double figures:

John Petty Jr. (14), Kira Lewis Jr. (15), Beetle Bolden (15), Herbert Jones (15), Alex Reese (14), Jaden Shackelford (16) at Florida, 1/4/20

Had a player record a triple-double:

Roy Rogers (27 pts, 10 rebs, 10 blocks) vs. LSU, 2/17/96



Javian Davis

R-FRESHMAN

Forward • 6-9 • 242 • Canton, Miss.
Canton HS

CAREER HIGHS

Points	19	vs. Florida Atlantic (11/11/19)
Rebounds	9	vs. Florida Atlantic (11/11/19)
Assists	2	2x, last vs. Iowa State (11/28/19)
Steals	3	vs. Southern Miss (11/29/19)
Blocks	2	vs. Samford (12/18/19)
Minutes	27	2x, last vs. Furman (11/19/19)
Field Goals	6	vs. Florida Atlantic (11/11/19)
FG Att.	10	vs. Florida Atlantic (11/11/19)
3-Point FG		
3-Point Att.	1	2x, last vs. Mississippi State (1/8/20)
Free Throws	7	2x, last vs. Stephen F. Austin (12/6/19)
FT Att.	10	vs. Stephen F. Austin (12/6/19)

2019-20 SEASON HIGHS

Points	19	vs. Florida Atlantic (11/11/19)
Rebounds	9	vs. Florida Atlantic (11/11/19)
Assists	2	2x, last vs. Iowa State (11/28/19)
Steals	3	vs. Southern Miss (11/29/19)
Blocks	2	vs. Samford (12/18/19)
Minutes	27	2x, last vs. Furman (11/19/19)
Field Goals	6	vs. Florida Atlantic (11/11/19)
FG Att.	10	vs. Florida Atlantic (11/11/19)
3-Point FG		
3-Point Att.	1	2x, last vs. Mississippi State (1/8/20)
Free Throws	7	2x, last vs. Stephen F. Austin (12/6/19)
FT Att.	10	vs. Stephen F. Austin (12/6/19)

MISCELLANEOUS STATS

CATEGORY	2019-20	CAREER
Double-digit scoring	5	5
20+ point games		
Double-digit rebounding		
Double-doubles		
Led UA in scoring	1	1
Led UA in rebounding	1	1
Led UA in three-pointers		
Led UA in assists		
Led UA in steals	3	3
Led UA in blocks	1	1
5+ assist games		
3+ three-pointers		
3+ steal games	1	1
3+ block games		

CAREER ACCOLADES

- 2019 SEC First Year Academic Honor Roll
- Lost 40 pounds since first stepping foot on campus

2019-20 SEASON HIGHLIGHTS

- Ranks third on the team in Blue Collar Points (209.5) and tops team in floor dives (19)
- Has twice earned the Hard Hat Award for his performances against Florida Atlantic (11/11) and Furman (11/19)
- He earned his first start vs. the Owls and finished with 19 points on 6-of-10 field goals to go along with 9 boards and a pair of steals
- Registered 12 points, shooting 5-for-7 from the field while grabbing 6 boards against Belmont (12/21)
- Scored 11 points, going 7-for-10 from the line, while registering 2 rebounds and 2 steals against Stephen F. Austin (12/6)
- Finished with 11 points, 4 rebounds and an assist against Rhode Island (11/15)
- Dropped 10 points shooting 4-for-7 in the field, while earning 5 rebounds against Furman (11/19)
- Snagged a career-high 3 steals while registering 6 points, 4 rebounds and an assist against Southern Miss (11/29)
- Grabbed 8 points, making 3-from-5 from the field, while registering 4 rebounds against Penn State (12/14)
- Dropped 6 points, going 3-from-4 from the field, to go along with 2 steals, 2 blocks, 5 boards, and an assist against Samford (12/18)
- Scored 7 points, while adding 5 rebounds and 2 assists against Iowa State at the Battle 4 Atlantis Tournament (11/28)
- Made his college debut against Penn (11/5), finishing with two points and two rebounds in 14 minutes played
- Listed as a four-star by ESPN and a three-star by 247sports.com
- Four-year letterwinner at Canton High School under head coach Russell Evans
- Ranked the No. 3 prospect in Mississippi according to 247Sports.com, while checking in as the No. 2 player in his state and No. 17 center in the nation according to ESPN
- Named first team all-state by USA Today following his senior season after he averaged 17 points, 12 rebounds and two blocks per game
- Tabbed second team all-state by the Clarion Ledger



DAVIS' 2019-20 GAME-BY-GAME STATS

Opponent	Date	GS	Min	FG	FGA	Pct	3FG	FGA	Pct	FT	FTA	Pct	Off	Def	Tot	Avg	PF	A	TO	Stl	Blk	Pts	Avg
PENN	11/5		14	1	2	.500	0	0	.000	0	0	.000	1	1	2	2.0	3	0	2	0	0	2	2.0
FLORIDA ATLANTIC	11/11	*	27	6	10	.600	0	0	.000	7	9	.778	3	6	9	5.5	1	2	2	1	0	19	10.5
at Rhode Island	11/15	*	23	3	7	.429	0	0	.000	5	5	1.000	2	5	7	6.0	4	1	2	0	0	11	10.7
FURMAN	11/19	*	27	4	7	.571	0	0	.000	2	4	.500	1	4	5	5.8	1	0	3	1	1	10	10.5
North Carolina	11/27	*	26	2	3	.666	0	0	.000	1	2	.500	3	2	5	5.6	3	1	0	2	0	5	9.4
Iowa State	11/28		15	1	2	.500	0	0	.000	5	6	.833	1	4	5	5.5	1	2	1	0	0	7	9.0
Southern Miss	11/29	*	19	3	5	.600	0	0	.000	0	0	.000	3	1	4	5.3	2	1	1	3	0	6	8.6
STEPHEN F. AUSTIN	12/6	*	25	2	2	1.00	0	0	.000	7	10	.700	0	2	2	4.9	3	0	0	2	0	11	8.9
at Penn State	12/14	*	12	3	5	.600	0	1	.000	2	5	.400	2	2	4	4.8	4	0	1	0	0	8	8.8
at Samford	12/18	*	14	3	4	.750	0	0	.000	0	0	.000	2	3	5	4.8	5	1	3	2	2	6	8.5
Belmont	12/21		19	5	7	.714	0	0	.000	2	5	.400	2	4	6	4.9	0	0	1	0	0	12	8.8
RICHMOND	12/29	*	12	1	1	1.00	0	0	.000	0	0	.000	1	1	2	4.7	3	1	1	0	0	2	8.3
at Florida*	1/4		17	0	0	.000	0	0	.000	0	2	.000	2	2	4	4.6	5	0	1	0	0	0	7.6
MISSISSIPPI STATE*	1/8		12	0	2	.000	0	1	.000	4	8	.500	3	1	4	4.6	0	1	0	0	1	4	7.4
at Kentucky*	1/11		16	2	4	.500	0	0	.000	0	0	.000	1	2	3	4.5	2	0	1	1	1	4	7.1
AUBURN*	1/15																						
MISSOURI*	1/18																						
at Vanderbilt*	1/22																						
KANSAS STATE	1/25																						
at LSU*	1/29																						
ARKANSAS*	2/1																						
TENNESSEE*	2/4																						
at Georgia*	2/8																						
at Auburn*	2/12																						
LSU*	2/15																						
TEXAS A&M*	2/19																						
at Ole Miss*	2/22																						
at Mississippi State*	2/25																						
SOUTH CAROLINA*	2/29																						
VANDERBILT*	3/3																						
at Missouri*	3/7																						


* indicates Southeastern Conference opponent

DAVIS' CAREER STATS

YEAR	GP	GS	MIN	AVG	FG	FGA	PCT	3FG	3FGA	PCT	FT	FTA	PCT	OFF	DEF	TOT	AVG	PF	FO	AST	TO	BLK	STL	PTS	AVG
2019-20	15	9	277	18.5	36	61	.590	0	2	.000	35	56	.625	27	40	67	4.5	37	2	10	18	5	12	107	7.1
TOTAL	15	9	277	18.5	36	61	.590	0	2	.000	35	56	.625	27	40	67	4.5	37	2	10	18	5	12	107	7.1

DAVIS' CAREER SEC STATS

YEAR	GP	GS	MIN	AVG	FG	FGA	PCT	3FG	3FGA	PCT	FT	FTA	PCT	OFF	DEF	TOT	AVG	PF	FO	AST	TO	BLK	STL	PTS	AVG
2019-20	3	0	45	15.0	2	6	.333	0	1	.000	4	10	.400	6	5	11	3.7	7	1	1	2	2	1	8	2.7
TOTAL	3	0	45	15.0	2	6	.333	0	1	.000	4	10	.400	6	5	11	3.7	7	1	1	2	2	1	8	2.7



2 **Kira Lewis Jr.**

SOPHOMORE

Guard • 6-3 • 167 • Meridianville, Ala.
Hazel Green HS

CAREER HIGHS

Points	30	vs. Penn (11/5/19)
Rebounds	8	3x, last vs. Kentucky (1/11/20)
Assists	8	3x, last vs. Belmont (12/21/19)
Steals	4	3x, last vs. Florida (1/4/20)
Blocks	1	15x, vs. Kentucky (1/11/20)
Minutes	46	vs. Florida (1/4/20)
Field Goals	11	vs. Penn (11/5/19)
FG Att.	25	vs. Florida (1/4/20)
3-Point FG	5	vs. Georgia State (12/4/18)
3-Point Att.	10	2x, last vs. Penn (11/5/19)
Free Throws	11	vs. Wichita State (11/18/18)
FT Att.	11	vs. Wichita State (11/18/18)

2019-20 SEASON HIGHS

Points	30	vs. Penn (11/5/19)
Rebounds	8	3x, last vs. Kentucky (1/11/20)
Assists	8	2x, last vs. Belmont (12/21/19)
Steals	4	2x, last vs. Florida (1/4/20)
Blocks	1	6x, last vs. Kentucky (1/11/20)
Minutes	46	vs. Florida (1/4/20)
Field Goals	11	vs. Penn (11/5/19)
FG Att.	25	vs. Florida (1/4/20)
3-Point FG	4	2x, last vs. Southern Miss (11/29/19)
3-Point Att.	10	vs. Penn (11/5/19)
Free Throws	6	2x, last vs. Mississippi State (1/8/20)
FT Att.	7	vs. Penn (11/5/19)

MISCELLANEOUS STATS

CATEGORY	2019-20	CAREER
Double-digit scoring	13	37
20+ point games	4	9
Double-digit rebounding		
Double-doubles		
Led UA in scoring	2	16
Led UA in rebounding	5	5
Led UA in three-pointers	1	10
Led UA in assists	11	25
Led UA in steals	8	15
Led UA in blocks	2	4
5+ assist games	6	10
3+ three-pointers	2	9
3+ steal games	5	7
3+ block games		

CAREER ACCOLADES

- 2019 SEC All-Freshman Team
- Was the youngest active player in D-I for the 2018-19 season at 17 years old (birthday is April 6, 2001)
- Named SEC Freshman of the Week for the week of Dec. 10

2019-20 SEASON HIGHLIGHTS

- Leads team in assists, minutes, 20-point games (4) and double-figure scoring games (13), second in scoring and rebounding
- Leads SEC in minutes and ranks among the league leaders in scoring (7th), assists (8th) and steals (5th)
- Set numerous career records in season opener against Penn (11/5) including: points (30), rebounds (8), field goals (11) and field goal attempts (22)
- Scored 20 points going 7-for-11 from the field and knocking down 4-of-7 threes in the win against Southern Miss (11/29)
- Dropped 15 points while registering 8 assists, 7 rebounds, 2 steals and a block against Belmont (12/21)
- Led the team in steals (4) tying his career-high, while grabbing 15 points, 6 rebounds, and 3 assists against Stephen F. Austin (12/6)
- Finished with 20 points to go along with 5 rebounds, 4 assists, 2 steals and a block against North Carolina (11/27)
- Led the Tide in scoring (21), assists (4), and steals (3) against Rhode Island (11/15)
- Scored 17 points, shooting 7-for-13 from the field, while grabbing 4 boards and 4 assists against Richmond (12/29)
- Went a perfect 6-for-6 from the line and finished with 19 points, 7 rebounds, and a steal against Furman (11/19)
- Grabbed 17 points, 8 rebounds and 4 assists while shooting a perfect 6-for-6 from the foul line against Mississippi State (1/9)
- Finished with 11 points to go along with 5 boards and 3 steals against Samford (12/18)
- Tied his career-high in assists (8) and grabbed six rebounds while notching 16 points against Florida Atlantic (11/11)
- Led the team in assists (6) to go along with 7 points and 7 rebounds against Penn State (12/14)
- Stuffed the stat sheet with 20 points, eight assists, and seven rebounds in the exhibition win over Georgia Tech (10/27)



LEWIS JR.'S 2019-20 GAME-BY-GAME STATS

Opponent	Date	GS	Min	FG	FGA	Pct	3FG	FGA	Pct	FT	FTA	Pct	Off	Def	Tot	Avg	PF	A	TO	Stl	Blk	Pts	Avg
PENN	11/5	*	38	11	22	.500	4	10	.400	4	7	.571	3	5	8	8.0	1	5	5	0	0	30	30.0
FLORIDA ATLANTIC	11/11	*	37	6	14	.472	2	5	.400	2	2	1.00	0	6	6	7.0	2	8	2	3	0	16	23.0
at Rhode Island	11/15	*	39	8	13	.615	1	3	.333	4	4	1.00	1	4	5	6.3	3	4	3	3	0	21	22.3
FURMAN	11/19	*	38	6	11	.545	1	2	.500	6	6	1.00	1	6	7	6.5	4	3	7	1	0	19	21.5
North Carolina	11/27	*	39	9	23	.391	2	7	.285	0	0	.000	2	3	5	6.2	4	4	5	2	1	20	21.2
Iowa State	11/28	*	33	3	13	.231	0	4	.000	2	2	1.00	2	2	4	5.8	2	5	4	1	0	8	19.0
Southern Miss	11/29	*	37	7	11	.636	4	7	.571	2	3	.666	0	2	2	5.3	1	3	5	0	0	20	19.1
STEPHEN F. AUSTIN	12/6	*	40	6	9	.667	2	4	.500	1	2	.500	0	6	6	5.4	2	3	5	4	0	15	18.6
at Penn State	12/14	*	37	3	17	.176	1	7	.143	0	0	.000	1	6	7	5.6	2	6	4	1	1	7	17.3
at Samford	12/18	*	38	4	10	.400	1	3	.333	2	2	1.00	1	4	5	5.5	4	5	5	3	0	11	16.7
Belmont	12/21	*	35	5	12	.417	1	4	.250	4	6	.667	1	6	7	5.6	3	8	1	2	1	15	16.5
RICHMOND	12/29	*	36	7	13	.538	1	3	.333	2	3	.667	1	3	4	5.5	3	4	1	1	1	17	16.6
at Florida*	1/4	*	46	7	25	.280	2	8	.250	1	2	.500	2	4	6	5.5	2	3	2	4	1	17	16.6
MISSISSIPPI STATE*	1/8	*	37	5	10	.500	1	3	.333	6	6	1.00	1	7	8	5.7	3	4	3	1	0	17	16.6
at Kentucky*	1/11	*	37	4	11	.364	0	1	.000	2	3	.667	1	7	8	5.9	2	4	2	0	1	10	16.2
AUBURN*	1/15																						
MISSOURI*	1/18																						
at Vanderbilt*	1/22																						
KANSAS STATE	1/25																						
at LSU*	1/29																						
ARKANSAS*	2/1																						
TENNESSEE*	2/4																						
at Georgia*	2/8																						
at Auburn*	2/12																						
LSU*	2/15																						
TEXAS A&M*	2/19																						
at Ole Miss*	2/22																						
at Mississippi State*	2/25																						
SOUTH CAROLINA*	2/29																						
VANDERBILT*	3/3																						
at Missouri*	3/7																						

* indicates Southeastern Conference opponent

LEWIS' CAREER STATS

YEAR	GP	GS	MIN	AVG	FG	FGA	PCT	3FG	3FGA	PCT	FT	FTA	PCT	OFF	DEF	TOT	AVG	PF	FO	AST	TO	BLK	STL	PTS	AVG
2018-19	34	34	1075	31.6	157	363	.433	54	151	.358	90	115	.783	13	74	87	2.6	61	0	98	74	10	28	458	13.5
2019-20	15	15	567	37.8	91	214	.425	23	71	.324	38	48	.792	17	71	88	5.9	38	0	69	54	6	26	243	16.2
TOTAL	49	49	1642	33.5	248	577	.430	77	222	.347	128	163	.785	30	145	175	3.6	99	0	167	128	16	54	701	14.3

LEWIS' CAREER SEC STATS

YEAR	GP	GS	MIN	AVG	FG	FGA	PCT	3FG	3FGA	PCT	FT	FTA	PCT	OFF	DEF	TOT	AVG	PF	FO	AST	TO	BLK	STL	PTS	AVG
2018-19	18	18	395	21.4	59	144	.410	27	77	.351	13	26	.500	14	52	66	3.7	32	0	16	28	10	7	158	8.8
2019-20	3	3	120	40.0	16	46	.348	3	12	.250	9	11	.818	4	18	22	7.3	7	0	11	7	2	5	44	14.7
TOTAL	21	21	702	33.4	96	241	.398	32	95	.337	57	74	.770	8	61	69	3.3	31	0	58	49	6	17	281	13.4



CAREER ACCOLADES

- 2018 SEC First Year Academic Honor Roll



2019-20 SEASON HIGHLIGHTS

- Collected five double-digit outings over his last eight contests
- Ranks second on team in blocks while ranking fourth in rebounds and fifth in points per game
- Snagged a season-high 16 points to go along with 2 rebounds, 2 assists, a block and a steal against Samford (12/18)
- Dropped 15 points, shooting 5-of-9 from the floor and 4-of-8 beyond the arc, to go along with 4 rebounds, 2 assists and a block against Stephen F. Austin (12/6)
- Scored 14 points going 3-of-4 from the floor and 2-of-3 from three while registering 3 rebounds at Florida (1/4)
- Finished with 13 points, 5 boards, 2 assists and a block against Belmont (12/21)
- Had 12 points while registering 8 rebounds and an assist against Penn State (12/14)
- Scored 12 points against Florida Atlantic (11/11) to go along with 8 rebounds and one assist
- Led the team in blocks (2) while dropping 7 points and 9 rebounds against North Carolina in the Battle 4 Atlantis Tournament (11/27)
- Led the Tide with a career high 4 assists to go along with a pair of threes pointers, while adding 10 points and 5 rebounds at Rhode Island
- Grabbed 6 points, 5 rebounds and 2 assists against Kentucky (1/11)
- Scored 4 points while grabbing 8 rebounds and 3 assists against Richmond (12/29)
- Came off the bench to collect 6 points against Penn (11/5), tying career highs in steals (4) and blocks (2)
- Dropped nine points on 3-of-6 shooting from deep to go along with 7 rebounds over Georgia Tech (10/27)

3 Alex Reese

JUNIOR

Forward • 6-9 • 238 • Pelham, Ala.
Pelham HS

CAREER HIGHS

Points	19	vs. Wichita State (11/18/18)
Rebounds	9	3x, last vs. North Carolina (11/27/17)
Assists	4	vs. Rhode Island (11/15/19)
Steals	4	2x, last vs. Penn (11/5/19)
Blocks	3	vs. Mississippi State (1/8/20)
Minutes	30	vs. Memphis (11/10/17)
Field Goals	6	vs. Kentucky (3/15/19)
FG Att.	14	vs. UCF (11/29/18)
3-Point FG	5	vs. Norfolk State (3/20/19)
3-Point Att.	8	5x, last vs. Belmont (12/21/19)
Free Throws	9	vs. Wichita State (11/18/18)
FT Att.	10	vs. Wichita State (11/18/18)

2019-20 SEASON HIGHS

Points	16	vs. Samford (12/18/19)
Rebounds	9	vs. North Carolina (11/27/19)
Assists	4	vs. Rhode Island (11/15/19)
Steals	4	vs. Penn (11/5/19)
Blocks	3	vs. Mississippi State (1/8/20)
Minutes	29	2x, last vs. Penn State (12/14/19)
Field Goals	5	3x, last vs. Samford (12/18/19)
FG Att.	11	vs. Penn State (12/14/19)
3-Point FG	4	2x, last vs. Samford (12/18/19)
3-Point Att.	8	4x, last vs. Belmont (12/21/19)
Free Throws	6	vs. Florida (1/4/20)
FT Att.	8	vs. Florida (1/4/20)

MISCELLANEOUS STATS

CATEGORY	2019-20	CAREER
Double-digit scoring	7	15
20+ point games		
Double-digit rebounding		
Double-doubles		
Led UA in scoring		2
Led UA in rebounding	1	5
Led UA in three-pointers	3	11
Led UA in assists	1	2
Led UA in steals	1	10
Led UA in blocks	6	10
5+ assist games		
3+ three-pointers	4	7
3+ steal games	1	2
3+ block games	1	1

REESE'S 2019-20 GAME-BY-GAME STATS

Opponent	Date	GS	Min	FG	FGA	Pct	3FG	3FGA	Pct	FT	FTA	Pct	Off	Def	Tot	Avg	PF	A	TO	Stl	Blk	Pts	Avg
PENN	11/5	17	1	6	167	0	3	0.000	4	4	1.000	1	2	3	3.0	2	1	1	4	2	6	6.0	
FLORIDA ATLANTIC	11/11	25	5	8	625	2	5	.400	0	0	.000	3	5	8	5.5	0	1	2	0	0	12	9.0	
at Rhode Island	11/15	23	4	8	500	2	3	.666	0	0	.000	0	5	5	5.3	0	4	0	0	0	10	9.3	
FURMAN	11/19	*	11	0	3	0.000	0	3	.000	0	0	.000	0	3	3	4.8	1	0	0	1	0	0	7.0
North Carolina	11/27	*	27	3	10	.300	1	5	.200	0	2	.000	2	7	9	5.6	3	0	1	0	2	7	7.0
Iowa State	11/28	*	16	2	5	.400	1	3	.333	0	0	.000	0	4	4	5.3	4	1	1	1	1	5	6.6
Southern Miss	11/29	*	17	2	7	.286	1	6	.166	0	1	.000	0	2	2	4.9	0	0	1	0	1	5	6.4
STEPHEN F. AUSTIN	12/6	*	29	5	9	.556	4	8	.500	1	1	1.00	2	2	4	4.8	2	2	2	0	1	15	7.5
at Penn State	12/14	*	29	4	11	.364	3	8	.375	1	2	.500	2	6	8	5.1	2	1	0	0	0	12	8.0
at Samford	12/18	*	23	5	9	.556	4	8	.500	2	2	1.00	1	1	2	4.8	0	2	0	1	1	16	8.8
Belmont	12/21	*	16	4	10	.400	3	8	.375	2	2	1.00	1	4	5	4.8	1	2	0	0	1	13	9.2
RICHMOND	12/29	*	18	2	7	.286	1	4	.250	3	4	.750	3	5	8	5.1	1	3	1	1	1	8	9.1
at Florida*	1/4	23	3	4	.750	2	3	.667	6	8	.750	0	3	3	4.9	2	0	2	0	1	14	9.5	
MISSISSIPPI STATE*	1/8	*	23	2	4	.500	0	2	.000	1	2	.500	0	5	5	4.9	1	0	3	0	3	5	9.1
at Kentucky*	1/11	*	23	2	5	.400	0	2	.000	2	2	1.00	2	3	5	4.9	1	2	2	0	0	6	8.9
AUBURN*	1/15																						
MISSOURI*	1/18																						
at Vanderbilt*	1/22																						
KANSAS STATE	1/25																						
at LSU*	1/29																						
ARKANSAS*	2/1																						
TENNESSEE*	2/4																						
at Georgia*	2/8																						
at Auburn*	2/12																						
LSU*	2/15																						
TEXAS A&M*	2/19																						
at Ole Miss*	2/22																						
at Mississippi State*	2/25																						
SOUTH CAROLINA*	2/29																						
VANDERBILT*	3/3																						
at Missouri*	3/7																						

* indicates Southeastern Conference opponentw

REESE'S CAREER STATS

YEAR	GP	GS	MIN	AVG	FG	FGA	PCT	3FG	3FGA	PCT	FT	FTA	PCT	OFF	DEF	TOT	AVG	PF	FO	AST	TO	BLK	STL	PTS	AVG
2017-18	32	1	370	11.6	46	118	.390	24	74	.324	11	14	.786	22	67	89	2.8	33	0	9	21	7	15	127	4.0
2018-19	28	0	372	13.3	56	139	.403	27	72	.375	37	49	.755	25	46	71	2.5	31	0	13	25	12	10	176	6.3
2019-20	15	11	320	21.3	44	106	.415	24	71	.338	22	30	.733	17	57	74	4.9	20	0	19	16	14	8	134	8.9
TOTAL	75	12	1062	14.2	146	363	.402	75	217	.346	70	93	.753	64	170	234	3.1	84	0	41	62	33	33	437	5.8

REESE'S CAREER SEC STATS

YEAR	GP	GS	MIN	AVG	FG	FGA	PCT	3FG	3FGA	PCT	FT	FTA	PCT	OFF	DEF	TOT	AVG	PF	FO	AST	TO	BLK	STL	PTS	AVG
2017-18	16	0	173	10.8	24	64	.375	14	40	.350	7	8	.875	8	34	42	2.6	20	0	2	11	2	7	69	4.3
2018-19	12	0	139	11.6	16	44	.364	8	22	.364	12	16	.750	10	18	28	2.3	13	0	4	10	9	0	52	4.3
2019-20	3	2	69	23.0	7	13	.538	2	7	.286	9	12	.750	2	11	13	4.3	4	0	2	7	4	0	25	8.3
TOTAL	31	2	381	12.3	47	121	.388	24	69	.348	28	36	.778	20	63	83	2.7	37	0	8	28	15	7	146	4.7



5 Jaden Shackelford

FRESHMAN

Guard • 6-3 • 195 • Hesperia Calif.
Hesperia HS

CAREER HIGHS

Points	28	vs. Richmond (12/29/19)
Rebounds	8	vs. Richmond (12/29/19)
Assists	4	vs. Southern Miss (11/29/19)
Steals	3	vs. Furman (11/19/19)
Blocks	1	2x, last vs. Samford (12/18/19)
Minutes	32	vs. Furman (11/19/19)
Field Goals	8	vs. Richmond (12/29/19)
FG Att.	20	vs. Penn (11/5/19)
3-Point FG	6	vs. Richmond (12/29/19)
3-Point Att.	13	2x, last vs. Richmond (12/29/19)
Free Throws	10	vs. Stephen F. Austin (12/6/19)
FT Att.	11	vs. Stephen F. Austin (12/6/19)

2019-20 SEASON HIGHS

Points	28	vs. Richmond (12/29/19)
Rebounds	8	vs. Richmond (12/29/19)
Assists	4	vs. Southern Miss (11/29/19)
Steals	3	vs. Furman (11/19/19)
Blocks	1	2x, last vs. Samford (12/18/19)
Minutes	32	vs. Furman (11/19/19)
Field Goals	8	vs. Richmond (12/29/19)
FG Att.	20	vs. Penn (11/5/19)
3-Point FG	6	vs. Richmond (12/29/19)
3-Point Att.	13	2x, last vs. Richmond (12/29/19)
Free Throws	10	vs. Stephen F. Austin (12/6/19)
FT Att.	11	vs. Stephen F. Austin (12/6/19)

MISCELLANEOUS STATS

CATEGORY	2019-20	CAREER
Double-digit scoring	9	9
20+ point games	2	2
Double-digit rebounding		
Double-doubles		
Led UA in scoring	4	4
Led UA in rebounding		
Led UA in three-pointers	4	4
Led UA in assists	1	1
Led UA in steals	1	1
Led UA in blocks		
5+ assist games		
3+ three-pointers	6	6
3+ steal games	1	1
3+ block games		

2019-20 SEASON HIGHLIGHTS

- Stuffed the stats sheet against Richmond (12/29) breaking personal records in points (28), rebounds (8), field goals made (8) and threes made (6)
- Led the Tide in scoring with a career-high 25 points, three-pointers (3), and steals (3) against Furman (11/19)
- Led the team in scoring with 17 points to go along with 5 rebounds, 2 assists and 2 steals vs. Stephen F. Austin (12/6)
- Knocked down 4 three-pointers (4-of-7), notching 17 points, 4 rebounds, and 2 assists vs. Florida Atlantic (11/11)
- Led the team in scoring with 16 points, shooting 4-for-6 from three to go along with 2 rebounds against Belmont (12/21)
- Earned his first collegiate debut and start against Penn (11/5), finished with 16 points in 30 minutes of action
- Dropped 13 points off the bench while adding 2 assists, 2 boards, a block and a steal against Samford (12/18)
- Knocked down 3 three-pointers (3-of-5), grabbing 11 points, 6 rebounds, and an assist vs. Florida (1/4)
- Finished with 10 points, going 4-of-5 from the foul line while grabbing 2 rebounds against Mississippi State (1/8)
- Earned a team-high 4 assists while registering 6 points, 4 rebounds, and a steal against Southern Miss (11/29)
- Came off the bench to lead the Tide in scoring with 21 points while shooting 6-of-10 from beyond the arc in exhibition action against Georgia Tech (10/27)
- Played the final two seasons at Hesperia High School under head coach Robert Tossetti
- Named the Mojave River League's 2019 Player of the Year, leading Hesperia to a perfect 10-0 record while averaging 45.5 ppg in conference action including four consecutive 50-point games
- Finished the season averaging 34.0 points, 11.0 rebounds, 5.5 assists and 4.0 steals per game during his senior season
- Played his first two seasons of high school at Oak Hills where he averaged over 25 points per game as a sophomore and 14.7 ppg during his freshman season
- Scored 20.8 ppg during the 2018-19 AAU season with The Truth in the Nike EYBL circuit



SHACKELFORD'S 2019-20 GAME-BY-GAME STATS

Opponent	Date	GS	Min	FG	FGA	Pct	3FG	3FGA	Pct	FT	FTA	Pct	Off	Def	Tot	Avg	PF	A	TO	Stl	Blk	Pts	Avg
PENN	11/5	*	30	6	20	.300	3	13	.231	1	1	1.000	3	2	5	5.0	1	1	0	0	0	16	16.0
FLORIDA ATLANTIC	11/11		29	6	10	.600	4	7	.571	1	1	1.000	1	3	4	4.5	1	2	1	0	1	17	16.5
at Rhode Island	11/15		20	2	7	.286	1	6	.166	0	0	.000	0	1	1	3.3	0	2	3	0	0	5	12.6
FURMAN	11/19		32	7	12	.583	3	8	.375	8	10	.800	0	5	5	3.8	3	1	1	3	0	25	15.8
North Carolina	11/27		21	2	8	.250	0	5	.000	0	1	.000	1	2	3	3.6	0	1	1	0	0	4	13.4
Iowa State	11/28		21	1	4	.250	1	3	.333	1	2	.500	0	2	2	3.3	2	1	2	1	0	4	11.8
Southern Miss	11/29		22	2	8	.250	2	7	.285	0	2	.000	2	2	4	3.4	2	4	1	1	0	6	11.0
STEPHEN F. AUSTIN	12/6		26	3	9	.333	1	6	.167	10	11	.909	2	3	5	3.6	4	2	4	2	0	17	11.8
at Penn State	12/14		28	3	10	.300	1	6	.167	0	0	.000	1	3	4	3.7	1	2	1	0	0	7	11.2
at Samford	12/18		29	2	7	.286	1	5	.200	8	8	1.000	0	2	2	3.5	0	2	1	1	1	13	11.4
Belmont	12/21	*	25	6	12	.500	4	6	.667	0	0	.000	0	2	2	3.4	3	0	1	0	0	16	11.8
RICHMOND	12/29		30	8	18	.444	6	13	.462	6	7	.857	2	6	8	3.8	1	0	0	0	0	28	13.2
at Florida*	1/4	*	28	4	10	.400	3	5	.600	0	0	.000	2	4	6	3.9	3	1	1	0	0	11	13.0
MISSISSIPPI STATE*	1/8		19	2	10	.200	2	6	.333	4	5	.800	0	2	2	3.8	0	1	0	0	0	10	12.8
at Kentucky*	1/11		18	1	4	.250	0	1	.000	0	0	.000	1	3	4	3.8	0	0	0	0	0	2	12.1
AUBURN*	1/15																						
MISSOURI*	1/18																						
at Vanderbilt*	1/22																						
KANSAS STATE	1/25																						
at LSU*	1/29																						
ARKANSAS*	2/1																						
TENNESSEE*	2/4																						
at Georgia*	2/8																						
at Auburn*	2/12																						
LSU*	2/15																						
TEXAS A&M*	2/19																						
at Ole Miss*	2/22																						
at Mississippi State*	2/25																						
SOUTH CAROLINA*	2/29																						
VANDERBILT*	3/3																						
at Missouri*	3/7																						


* indicates Southeastern Conference opponent

SHACKELFORD'S CAREER STATS

YEAR	GP	GS	MIN	AVG	FG	FGA	PCT	3FG	3FGA	PCT	FT	FTA	PCT	OFF	DEF	TOT	AVG	PF	FO	AST	TO	BLK	STL	PTS	AVG
2019-20	15	3	378	25.2	55	149	.369	32	97	.330	39	48	.813	15	42	57	3.8	21	0	20	17	2	8	181	12.1
TOTAL	15	3	378	25.2	55	149	.369	32	97	.330	39	48	.813	15	42	57	3.8	21	0	20	17	2	8	181	12.1

SHACKELFORD'S CAREER SEC STATS

YEAR	GP	GS	MIN	AVG	FG	FGA	PCT	3FG	3FGA	PCT	FT	FTA	PCT	OFF	DEF	TOT	AVG	PF	FO	AST	TO	BLK	STL	PTS	AVG
2019-20	3	1	65	21.7	7	24	.292	5	12	.417	4	5	.800	3	9	12	4.0	3	0	2	1	0	0	23	7.7
TOTAL	3	1	65	21.7	7	24	.292	5	12	.417	4	5	.800	3	9	12	4.0	3	0	2	1	0	0	23	7.7



12 Jaylen Forbes

FRESHMAN

Guard • 6-4 • 186 • Florence, Miss.
Florence HS

CAREER HIGHS

Points	5	3x, last vs. Mississippi State (1/8/20)
Rebounds	8	vs. Penn (11/5/19)
Assists	1	4x, last vs. Belmont (12/21/19)
Steals		
Blocks	1	2x, last vs. Belmont (12/21/19)
Minutes	17	2x, last vs. Florida Atlantic (11/5/19)
Field Goals	2	vs. Iowa State (11/28/19)
FG Att.	5	vs. Stephen F. Austin (12/6/19)
3-Point FG	1	4x, last vs. Kentucky (1/11/20)
3-Point Att.	4	vs. Florida Atlantic (11/5/19)
Free Throws	2	4x, last vs. Mississippi State (1/8/20)
FT Att.	5	vs. Stephen F. Austin (12/6/19)

2019-20 SEASON HIGHS

Points	5	3x, last vs. Mississippi State (1/8/20)
Rebounds	8	vs. Penn (11/5/19)
Assists	1	4x, last vs. Belmont (12/21/19)
Steals		
Blocks	1	2x, last vs. Belmont (12/21/19)
Minutes	17	2x, last vs. Florida Atlantic (11/5/19)
Field Goals	2	vs. Iowa State (11/28/19)
FG Att.	5	vs. Stephen F. Austin (12/6/19)
3-Point FG	1	4x, last vs. Kentucky (1/11/20)
3-Point Att.	4	vs. Florida Atlantic (11/5/19)
Free Throws	2	4x, last vs. Mississippi State (1/8/20)
FT Att.	5	vs. Stephen F. Austin (12/6/19)

MISCELLANEOUS STATS

CATEGORY	2019-20	CAREER
Double-digit scoring		
20+ point games		
Double-digit rebounding		
Double-doubles		
Led UA in scoring		
Led UA in rebounding	1	1
Led UA in three-pointers		
Led UA in assists		
Led UA in steals		
Led UA in blocks		
5+ assist games		
3+ three-pointers		
3+ steal games		
3+ block games		

2019-20 SEASON HIGHLIGHTS

- Has seen action in all but one game this season
- Snagged a season-high 5 points to go along with 4 rebounds and an assist against Iowa State at the Battle 4 Atlantic Tournament (11/28)
- Earned first career start and tallied 2 rebounds against Florida Atlantic (11/11)
- Tied his career high of 5 points while collecting 4 rebounds against Penn State (12/14)
- Collected 4 rebounds and finished with 3 points against Furman (11/19)
- Snagged 2 rebounds and scored 3 points against Stephen F. Austin (12/6)
- Made collegiate debut and collected 2 points and a team-leading 8 rebounds in 17 minutes of action vs. Penn (11/5)
- Scored 6 points and grabbed 3 rebounds in the exhibition victory over Georgia Tech (10/27)
- Four-star prospect ranked the No. 18 shooting guard and the No. 84 player overall by ESPN.com
- Ranked No. 2 player in Mississippi according to ESPN.com
- The top scorer in Florence High School program history, and maintained career averages of 25.1 points, 6.6 rebounds and 1.2 steals per game throughout his prep career under head coach Darrin Chancellor
- A 2019 first team all-state honoree by both the Clarion Ledger and USA Today as he averaged 23.0 points, 9.1 rebounds and 2.1 assists per game



FORBES' 2019-20 GAME-BY-GAME STATS

Opponent	Date	GS	Min	FG	FGA	Pct	3FG	FGA	Pct	FT	FTA	Pct	Off	Def	Tot	Avg	PF	A	TO	Stl	Blk	Pts	Avg	
PENN	11/5		17	1	2	.500	0	1	.000	0	0	.000	3	5	8	8.0	2	0	1	0	0	2	2.0	
FLORIDA ATLANTIC	11/11	*	17	0	4	.000	0	4	.000	0	0	.000	1	1	2	5.0	0	0	1	0	0	0	1.0	
at Rhode Island	11/15		6	0	0	.000	0	0	.000	0	0	.000	0	2	2	4.0	0	1	0	0	1	0	0.7	
FURMAN	11/19		13	1	3	.333	0	2	.000	1	2	.500	0	4	4	4.0	2	1	2	0	0	3	1.3	
North Carolina	11/27		6	0	1	.000	0	1	.000	0	0	.000	0	0	0	3.2	1	0	0	0	0	0	1.0	
Iowa State	11/28		12	2	3	.666	1	2	.500	0	0	.000	2	2	4	3.3	2	1	0	0	0	5	1.6	
Southern Miss	11/29		10	1	1	1.00	1	1	1.00	0	0	.000	0	1	1	3.0	2	1	3	0	0	3	1.9	
STEPHEN F. AUSTIN	12/6		13	1	5	.200	0	2	.000	2	5	.400	0	2	2	2.9	2	0	2	0	0	3	2.1	
at Penn State	12/14		9	1	2	.500	1	2	.500	2	2	1.00	1	3	4	3.0	1	0	0	0	0	5	2.4	
at Samford	12/18		7	1	1	1.00	0	0	.000	0	0	.000	1	0	1	2.8	1	0	1	0	0	2	2.4	
Belmont	12/21		6	1	3	.333	0	2	.000	0	0	.000	0	1	1	2.6	2	1	0	0	1	2	2.4	
RICHMOND	12/29		5	0	1	.000	0	1	.000	2	2	1.00	0	1	1	2.5	0	0	0	0	0	2	2.3	
at Florida*	1/4								DNP															
MISSISSIPPI STATE*	1/8		10	1	2	.500	1	2	.500	2	2	1.00	1	2	3	2.5	4	0	1	0	0	5	2.5	
at Kentucky*	1/11		3	1	1	1.00	1	1	1.00	0	0	.000	0	0	0	2.4	0	0	0	0	0	3	2.6	
AUBURN*	1/15																							
MISSOURI*	1/18																							
at Vanderbilt*	1/22																							
KANSAS STATE	1/25																							
at LSU*	1/29																							
ARKANSAS*	2/1																							
TENNESSEE*	2/4																							
at Georgia*	2/8																							
at Auburn*	2/12																							
LSU*	2/15																							
TEXAS A&M*	2/19																							
at Ole Miss*	2/22																							
at Mississippi State*	2/25																							
SOUTH CAROLINA*	2/29																							
VANDERBILT*	3/3																							
at Missouri*	3/7																							

* indicates Southeastern Conference opponent

FORBES' CAREER STATS

YEAR	GP	GS	MIN	AVG	FG	FGA	PCT	3FG	3FGA	PCT	FT	FTA	PCT	OFF	DEF	TOT	AVG	PF	FO	AST	TO	BLK	STL	PTS	AVG
2019-20	14	1	134	9.6	11	29	.379	5	21	.238	9	13	.692	9	24	33	2.4	19	0	5	11	2	0	36	2.6
TOTAL	14	1	134	9.6	11	29	.379	5	21	.238	9	13	.692	9	24	33	2.4	19	0	5	11	2	0	36	2.6

FORBES' CAREER SEC STATS

YEAR	GP	GS	MIN	AVG	FG	FGA	PCT	3FG	3FGA	PCT	FT	FTA	PCT	OFF	DEF	TOT	AVG	PF	FO	AST	TO	BLK	STL	PTS	AVG
2019-20	2	0	13	6.5	2	3	.667	2	3	.667	2	2	1.000	1	2	3	1.5	4	0	0	1	0	0	8	4.0
TOTAL	2	0	13	6.5	2	3	.667	2	3	.667	2	2	1.000	1	2	3	1.5	4	0	0	1	0	0	8	4.0



15 Tyler Barnes

JUNIOR

Forward • 6-8 • 205 • Louisville, Ky.
St. Xavier HS

CAREER HIGHS

Points		
Rebounds	4	vs. FAU (11/11/19)
Assists		
Steals	1	vs. Villanova (3/17/18)
Blocks	1	vs. Ole Miss (1/22/19)
Minutes	3	2x, last vs. FAU (11/11/19)
Field Goals		
FG Att.	1	3x, last vs. Ole Miss (1/22/19)
3-Point FG		
3-Point Att.	1	vs. Texas A&M (12/30/17)
Free Throws		
FT Att.		

2019-20 SEASON HIGHS

Points		
Rebounds	4	vs. FAU (11/11/19)
Assists		
Steals		
Blocks		
Minutes	3	vs. FAU (11/11/19)
Field Goals		
FG Att.		
3-Point FG		
3-Point Att.		
Free Throws		
FT Att.		

MISCELLANEOUS STATS

CATEGORY	2019-20	CAREER
Double-digit scoring		
20+ point games		
Double-digit rebounding		
Double-doubles		
Led UA in scoring		
Led UA in rebounding		
Led UA in three-pointers		
Led UA in assists		
Led UA in steals		
Led UA in blocks		
5+ assist games		
3+ three-pointers		
3+ steal games		
3+ block games		

CAREER ACCOLADES

- 2018 SEC First Year Academic Honor Roll
- Has played in 11 career contests

2019-20 SEASON HIGHLIGHTS

- Saw one minute of action against Mississippi State (1/9)
- Saw one minute of action in the win against Southern Miss at the Battle 4 Atlantis Tournament (11/29)
- Saw one minute of action against Iowa State in the Battle 4 Atlantis Tournament (11/28)
- Registered 3 minutes of action, recording a career-high 4 rebounds against FAU (11/11)



BARNES' 2019-20 GAME-BY-GAME STATS

Opponent	Date	GS	Min	FG	FGA	Pct	3FG	3FGA	Pct	FT	FTA	Pct	Off	Def	Tot	Avg	PF	A	TO	Stl	Blk	Pts	Avg
PENN	11/5																						
FLORIDA ATLANTIC	11/11	3		0	0	.000	0	0	.000	0	0	.000	0	4	4	4.0	1	0	0	0	0	0	0.0
at Rhode Island	11/15																						
FURMAN	11/19																						
North Carolina	11/27																						
Iowa State	11/28	1		0	0	.000	0	0	.000	0	0	.000	0	0	0	2.0	0	0	0	0	0	0.0	
Southern Miss	11/29	1		0	0	.000	0	0	.000	0	0	.000	0	0	0	1.3	0	0	0	0	0	0.0	
STEPHEN F. AUSTIN	12/6																						
at Penn State	12/14																						
at Samford	12/18																						
Belmont	12/21																						
RICHMOND	12/29																						
at Florida*	1/4																						
MISSISSIPPI STATE*	1/8	1		0	0	.000	0	0	.000	0	0	.000	0	0	0	1.0	0	0	0	0	0	0.0	
at Kentucky*	1/11																						
AUBURN*	1/15																						
MISSOURI*	1/18																						
at Vanderbilt*	1/22																						
KANSAS STATE	1/25																						
at LSU*	1/29																						
ARKANSAS*	2/1																						
TENNESSEE*	2/4																						
at Georgia*	2/8																						
at Auburn*	2/12																						
LSU*	2/15																						
TEXAS A&M*	2/19																						
at Ole Miss*	2/22																						
at Mississippi State*	2/25																						
SOUTH CAROLINA*	2/29																						
VANDERBILT*	3/3																						
at Missouri*	3/7																						

* indicates Southeastern Conference opponent

BARNES' CAREER STATS

YEAR	GP	GS	MIN	AVG	FG	FGA	PCT	3FG	3FGA	PCT	FT	FTA	PCT	OFF	DEF	TOT	AVG	PF	FO	AST	TO	BLK	STL	PTS	AVG
2017-18	4	0	7	1.8	0	1	.000	0	1	.000	0	2	.000	0	0	0	0	0	0	0	0	0	1	0	0.0
2018-19	4	0	4	1.0	0	2	.000	0	0	.000	0	0	.000	0	0	0	0.0	0	0	0	0	1	0	0	0.0
2019-20	4	0	6	1.5	0	0	.000	0	0	.000	0	0	.000	0	4	4	1.0	1	0	0	0	0	0	0	0.0
TOTAL	12	0	17	1.4	0	3	.000	0	1	.000	0	2	.000	0	4	4	0.3	1	0	0	0	1	1	0	0.0

BARNES' CAREER SEC STATS

YEAR	GP	GS	MIN	AVG	FG	FGA	PCT	3FG	3FGA	PCT	FT	FTA	PCT	OFF	DEF	TOT	AVG	PF	FO	AST	TO	BLK	STL	PTS	AVG
2017-18	3	0	4	1.3	0	1	.000	0	1	.000	0	2	.000	0	0	0	0	0	0	0	0	0	0	0	0.0
2018-19	1	0	1	1.0	0	1	.000	0	0	.000	0	0	.000	0	0	0	0.0	0	0	0	0	1	0	0	0.0
2019-20	1	0	1	1.0	0	0	.000	0	0	.000	0	0	.000	0	0	0	0.0	0	0	0	0	0	0	0	0.0
TOTAL	5	0	6	1.2	0	2	.000	0	1	.000	0	2	.000	0	0	0	0.0	0	0	0	0	1	0	0	0.0



21 Britton Johnson

SOPHOMORE

Guard • 6-4 • 182 • Mountain Brook, Ala.
Mountain Brook HS

CAREER HIGHS

Points	3	vs. Iowa State (11/28/19)
Rebounds	1	vs. Ole Miss (1/22/19)
Assists		
Steals		
Blocks	1	vs. Ole Miss (1/22/19)
Minutes	2	vs. Florida Atlantic (11/11/19)
Field Goals	1	vs. Iowa State (11/28/19)
FG Att.	1	3x, last vs. Mississippi State (1/8/20)
3-Point FG	1	vs. Iowa State (11/28/19)
3-Point Att.	1	3x, last vs. Mississippi State (1/8/20)
Free Throws		
FT Att.		

2019-20 SEASON HIGHS

Points	3	vs. Iowa State (11/28/19)
Rebounds		
Assists		
Steals		
Blocks		
Minutes	2	vs. Florida Atlantic (11/11/19)
Field Goals	1	vs. Iowa State (11/28/19)
FG Att.	1	3x, last vs. Mississippi State (1/8/20)
3-Point FG	1	vs. Iowa State (11/28/19)
3-Point Att.	1	3x, last vs. Mississippi State (1/8/20)
Free Throws		
FT Att.		

MISCELLANEOUS STATS

CATEGORY	2019-20	CAREER
Double-digit scoring		
20+ point games		
Double-digit rebounding		
Double-doubles		
Led UA in scoring		
Led UA in rebounding		
Led UA in three-pointers		
Led UA in assists		
Led UA in steals		
Led UA in blocks		
5+ assist games		
3+ three-pointers		
3+ steal games		
3+ block games		

CAREER ACCOLADES

- Has played in eight career contests

2019-20 SEASON HIGHLIGHTS

- Hit the first points of his collegiate career when he knocked down a three-pointer in the final minute of action against Iowa State in the Battle 4 Atlantis Tournament (11/28)
- Saw one minute of action against Mississippi State (1/9)
- Saw one minute of action in the win over Southern Miss (11/29)
- Saw two minutes of action against FAU (11/11)
- Had 2 steals in two minutes of action vs. Georgia Tech (10/27)



JOHNSON'S 2019-20 GAME-BY-GAME STATS

Opponent	Date	GS	Min	FG	FGA	Pct	3FG	3FGA	Pct	FT	FTA	Pct	Off	Def	Tot	Avg	PF	A	TO	Stl	Blk	Pts	Avg	
PENN	11/5																							
FLORIDA ATLANTIC	11/11	2		0	1	.000	0	1	.000	0	0	.000	0	0	0	0.0	1	0	0	0	0	0	0.0	
at Rhode Island	11/15																							
FURMAN	11/19																							
North Carolina	11/27																							
Iowa State	11/28	1	1	1	1	1.00	1	1	1.00	0	0	.000	0	0	0	0.0	0	0	0	0	0	3	1.5	
Southern Miss	11/29	1	0	0	0	.000	0	0	.000	0	0	.000	0	0	0	0.0	0	0	0	0	0	0	1.0	
STEPHEN F. AUSTIN	12/6																							
at Penn State	12/14																							
at Samford	12/18																							
Belmont	12/21																							
RICHMOND	12/29																							
at Florida*	1/4																							
MISSISSIPPI STATE*	1/8	1	0	1	0	.000	0	1	.000	0	0	.000	0	0	0	0.0	0	0	0	0	0	0	0.8	
at Kentucky*	1/11																							
AUBURN*	1/15																							
MISSOURI*	1/18																							
at Vanderbilt*	1/22																							
KANSAS STATE	1/25																							
at LSU*	1/29																							
ARKANSAS*	2/1																							
TENNESSEE*	2/4																							
at Georgia*	2/8																							
at Auburn*	2/12																							
LSU*	2/15																							
TEXAS A&M*	2/19																							
at Ole Miss*	2/22																							
at Mississippi State*	2/25																							
SOUTH CAROLINA*	2/29																							
VANDERBILT*	3/3																							
at Missouri*	3/7																							

* indicates Southeastern Conference opponent

JOHNSON'S CAREER STATS

YEAR	GP	GS	MIN	AVG	FG	FGA	PCT	3FG	3FGA	PCT	FT	FTA	PCT	OFF	DEF	TOT	AVG	PF	FO	AST	TO	BLK	STL	PTS	AVG
2018-19	5	0	3	0.6	0	0	.000	0	0	.000	0	0	.000	0	1	1	0.2	0	0	0	0	1	0	0	0.0
2019-20	4	0	5	1.3	1	3	.333	1	3	.333	0	0	.000	0	0	0	0.0	1	0	0	0	0	0	3	0.8
TOTAL	9	0	8	0.9	1	3	.333	1	3	.333	0	0	.000	0	1	1	0.1	1	0	0	0	1	0	3	0.3

JOHNSON'S CAREER SEC STATS

YEAR	GP	GS	MIN	AVG	FG	FGA	PCT	3FG	3FGA	PCT	FT	FTA	PCT	OFF	DEF	TOT	AVG	PF	FO	AST	TO	BLK	STL	PTS	AVG
2018-19	3	0	1	0.3	0	0	.000	0	0	.000	0	0	.000	0	1	1	0.3	0	0	0	0	1	0	0	0.0
2019-20	1	0	1	1.0	0	1	.000	0	1	.000	0	0	.000	0	0	0	0.0	0	0	0	0	0	0	0	0.0
TOTAL	4	0	2	0.5	0	1	.000	0	1	.000	0	0	.000	0	1	1	0.3	0	0	0	0	1	0	0	0.0



25 Adam Cottrell

FRESHMAN

Guard • 6-3 • 185 • Flowery Branch, Ga.
Lakeview Academy

CAREER HIGHS

Points	
Rebounds	
Assists	
Steals	
Blocks	
Minutes	1 2x, last vs. Southern Miss (11/29/19)
Field Goals	
FG Att.	
3-Point FG	
3-Point Att.	
Free Throws	
FT Att.	

2019-20 SEASON HIGHS

Points	
Rebounds	
Assists	
Steals	
Blocks	
Minutes	1 2x, last vs. Southern Miss (11/29/19)
Field Goals	
FG Att.	
3-Point FG	
3-Point Att.	
Free Throws	
FT Att.	

MISCELLANEOUS STATS

CATEGORY	2019-20	CAREER
Double-digit scoring		
20+ point games		
Double-digit rebounding		
Double-doubles		
Led UA in scoring		
Led UA in rebounding		
Led UA in three-pointers		
Led UA in assists		
Led UA in steals		
Led UA in blocks		
5+ assist games		
3+ three-pointers		
3+ steal games		
3+ block games		

2019-20 SEASON HIGHLIGHTS

- Saw one minute of action in the win over Southern Miss at the Battle 4 Atlantis Tournament (11/29)
- Made his college debut seeing one minute of action vs. FAU (11/11)
- Saw one minute of action vs. Georgia Tech (10/27)
- Earned a roster spot through walk-on tryouts back in September
- Played under head coach and father Todd Cottrell at Lakeview Academy
- Was a four-year letterwinner and a two-year starter on varsity, while scoring over 1,000 points during his career
- Helped lead Lakeview to four consecutive state tournament appearances, three regional championships and a school record of 91 total wins during his four-year prep career
- Was the school's valedictorian and student body president, and was also named a National Merit Finalist in 2019



COTTRELL'S 2019-20 GAME-BY-GAME STATS

Opponent	Date	GS	Min	FG	FGA	Pct	3FG	FGA	Pct	FT	FTA	Pct	Off	Def	Tot	Avg	PF	A	TO	Stl	Blk	Pts	Avg	
PENN	11/5																							
FLORIDA ATLANTIC	11/11	1		0	0	.000	0	0		0	0	.000	0	0	0	0.0	0	0	2	0	0	0	0.0	
at Rhode Island	11/15																							
FURMAN	11/19																							
North Carolina	11/27																							
Iowa State	11/28																							
Southern Miss	11/29	1		0	0	.000	0	0		0	0	.000	0	0	0	0.0	0	0	0	0	0	0	0.0	
STEPHEN F. AUSTIN	12/6																							
at Penn State	12/14																							
at Samford	12/18																							
Belmont	12/21																							
RICHMOND	12/29																							
at Florida*	1/4																							
MISSISSIPPI STATE*	1/8																							
at Kentucky*	1/11																							
AUBURN*	1/15																							
MISSOURI*	1/18																							
at Vanderbilt*	1/22																							
KANSAS STATE	1/25																							
at LSU*	1/29																							
ARKANSAS*	2/1																							
TENNESSEE*	2/4																							
at Georgia*	2/8																							
at Auburn*	2/12																							
LSU*	2/15																							
TEXAS A&M*	2/19																							
at Ole Miss*	2/22																							
at Mississippi State*	2/25																							
SOUTH CAROLINA*	2/29																							
VANDERBILT*	3/3																							
at Missouri*	3/7																							

* indicates Southeastern Conference opponent

COTTRELL'S CAREER STATS

YEAR	GP	GS	MIN	AVG	FG	FGA	PCT	3FG	3FGA	PCT	FT	FTA	PCT	OFF	DEF	TOT	AVG	PF	FO	AST	TO	BLK	STL	PTS	AVG
2019-20	3	0	3	1.0	0	0	.000	0	0	.000	0	0	.000	0	0	0	0.0	0	0	0	2	0	0	0	0.0
TOTAL	3	0	3	1.0	0	0	.000	0	0	.000	0	0	.000	0	0	0	0.0	0	0	0	2	0	0	0	0.0

COTTRELL'S CAREER SEC STATS

YEAR	GP	GS	MIN	AVG	FG	FGA	PCT	3FG	3FGA	PCT	FT	FTA	PCT	OFF	DEF	TOT	AVG	PF	FO	AST	TO	BLK	STL	PTS	AVG
2019-20																									
TOTAL																									



34 Sam Okauru

FRESHMAN

Guard • 6-5 • 200 • Raleigh, N.C.
Tilton School

CAREER HIGHS

Points	
Rebounds	
Assists	
Steals	
Blocks	
Minutes	1 vs. Florida Atlantic (11/11/19)
Field Goals	
FG Att.	
3-Point FG	
3-Point Att.	
Free Throws	
FT Att.	

2019-20 SEASON HIGHS

Points	
Rebounds	
Assists	
Steals	
Blocks	
Minutes	1 vs. Florida Atlantic (11/11/19)
Field Goals	
FG Att.	
3-Point FG	
3-Point Att.	
Free Throws	
FT Att.	

MISCELLANEOUS STATS

CATEGORY	2019-20	CAREER
Double-digit scoring		
20+ point games		
Double-digit rebounding		
Double-doubles		
Led UA in scoring		
Led UA in rebounding		
Led UA in three-pointers		
Led UA in assists		
Led UA in steals		
Led UA in blocks		
5+ assist games		
3+ three-pointers		
3+ steal games		
3+ block games		

2019-20 SEASON HIGHLIGHTS

- Made his collegiate debut seeing one minute of action against FAU (11/11)
- Saw one minute of action vs. Georgia Tech (10/27)
- Earned a roster spot through walk-on tryouts back in September
- Played under head coach Marcus O'Neil at Tilton
- Selected to the TISAC All-Conference team in 2016 and 2017
- Ranked as one of the top-10 scorers for the entire state of North Carolina when he averaged 26.0 points per contest as a senior
- Was also ranked as the top scorer in Wake and Orange County



OKAURU'S 2019-20 GAME-BY-GAME STATS

Opponent	Date	GS	Min	FG	FGA	Pct	3FG	3FGA	Pct	FT	FTA	Pct	Off	Def	Tot	Avg	PF	A	TO	Stl	Blk	Pts	Avg	
PENN	11/5																							
FLORIDA ATLANTIC	11/11	1		0	0	.000	0	0	.000	0	0	.000	0	0	0	0.0	0	0	0	0	0	0	0.0	
at Rhode Island	11/15																							
FURMAN	11/19																							
North Carolina	11/27																							
Iowa State	11/28																							
Southern Miss	11/29																							
STEPHEN F. AUSTIN	12/6																							
at Penn State	12/14																							
at Samford	12/18																							
Belmont	12/21																							
RICHMOND	12/29																							
at Florida*	1/4																							
MISSISSIPPI STATE*	1/8																							
at Kentucky*	1/11																							
AUBURN*	1/15																							
MISSOURI*	1/18																							
at Vanderbilt*	1/22																							
KANSAS STATE	1/25																							
at LSU*	1/29																							
ARKANSAS*	2/1																							
TENNESSEE*	2/4																							
at Georgia*	2/8																							
at Auburn*	2/12																							
LSU*	2/15																							
TEXAS A&M*	2/19																							
at Ole Miss*	2/22																							
at Mississippi State*	2/25																							
SOUTH CAROLINA*	2/29																							
VANDERBILT*	3/3																							
at Missouri*	3/7																							


* indicates Southeastern Conference opponent

OKAURU'S CAREER STATS

YEAR	GP	GS	MIN	AVG	FG	FGA	PCT	3FG	3FGA	PCT	FT	FTA	PCT	OFF	DEF	TOT	AVG	PF	FO	AST	TO	BLK	STL	PTS	AVG
2019-20	1	0	1	1.0	0	0	.000	0	0	.000	0	0	.000	0	0	0	0.0	0	0	0	0	0	0	0	0.0
TOTAL	1	0	1	1.0	0	0	.000	0	0	.000	0	0	.000	0	0	0	0.0	0	0	0	0	0	0	0	0.0

OKAURU'S CAREER SEC STATS

YEAR	GP	GS	MIN	AVG	FG	FGA	PCT	3FG	3FGA	PCT	FT	FTA	PCT	OFF	DEF	TOT	AVG	PF	FO	AST	TO	BLK	STL	PTS	AVG
2019-20																									
TOTAL																									



35 Raymond Hawkins

FRESHMAN

Forward/Center • 6-9 • 240 • Oakland, Calif.
Findlay Prep (Nev.)

CAREER HIGHS

Points	
Rebounds	
Assists	
Steals	
Blocks	
Minutes	1 3x, last vs. Southern Miss (11/29/19)
Field Goals	
FG Att.	
3-Point FG	
3-Point Att.	
Free Throws	
FT Att.	

2019-20 SEASON HIGHS

Points	
Rebounds	
Assists	
Steals	
Blocks	
Minutes	1 3x, last vs. Southern Miss (11/29/19)
Field Goals	
FG Att.	
3-Point FG	
3-Point Att.	
Free Throws	
FT Att.	

MISCELLANEOUS STATS

CATEGORY	2019-20	CAREER
Double-digit scoring		
20+ point games		
Double-digit rebounding		
Double-doubles		
Led UA in scoring		
Led UA in rebounding		
Led UA in three-pointers		
Led UA in assists		
Led UA in steals		
Led UA in blocks		
5+ assist games		
3+ three-pointers		
3+ steal games		
3+ block games		

2019-20 SEASON HIGHLIGHTS

- Saw one minute of action against Mississippi State (1/9)
- Saw one minute of action in the win against Southern Miss at the Battle 4 Atlantis Tournament (11/29)
- Saw one minute of action against Iowa State (11/28)
- Made his college debut seeing one minute of action against FAU (11/11)
- Became the first official signee of the Nate Oats era at Alabama
- Four-star recruit according to ESPN.com, while 247Sports ranked him as a three-star prospect and No. 3 in the state of Nevada
- Played his high school ball at Bishop O'Dowd High School in Oakland, Calif, under head coach Lou Richie from 2016-18 before transferring to Findlay Prep in Henderson, Nev., for his final year
- In his lone season at Findlay Prep under head coach Rodney Haddix, he averaged 14.9 points, 5.9 rebounds and 1.1 assists per game while shooting 60 percent from the field



HAWKINS' 2019-20 GAME-BY-GAME STATS

Opponent	Date	GS	Min	FG	FGA	Pct	3FG	FGA	Pct	FT	FTA	Pct	Off	Def	Tot	Avg	PF	A	TO	Stl	Blk	Pts	Avg	
PENN	11/5																							
FLORIDA ATLANTIC	11/11	1		0	0	.000	0	0	.000	0	0	.000	0	0	0	0.0	1	0	1	0	0	0	0.0	
at Rhode Island	11/15																							
FURMAN	11/19																							
North Carolina	11/27																							
Iowa State	11/28	1		0	0	.000	0	0	.000	0	0	.000	0	0	0	0.0	0	0	0	0	0	0	0.0	
Southern Miss	11/29	1		0	0	.000	0	0	.000	0	0	.000	0	0	0	0.0	1	0	0	0	0	0	0.0	
STEPHEN F. AUSTIN	12/6																							
at Penn State	12/14																							
at Samford	12/18																							
Belmont	12/21																							
RICHMOND	12/29																							
at Florida*	1/4																							
MISSISSIPPI STATE*	1/8	1		0	0	.000	0	0	.000	0	0	.000	0	0	0	0.0	0	0	0	0	0	0	0.0	
at Kentucky*	1/11																							
AUBURN*	1/15																							
MISSOURI*	1/18																							
at Vanderbilt*	1/22																							
KANSAS STATE	1/25																							
at LSU*	1/29																							
ARKANSAS*	2/1																							
TENNESSEE*	2/4																							
at Georgia*	2/8																							
at Auburn*	2/12																							
LSU*	2/15																							
TEXAS A&M*	2/19																							
at Ole Miss*	2/22																							
at Mississippi State*	2/25																							
SOUTH CAROLINA*	2/29																							
VANDERBILT*	3/3																							
at Missouri*	3/7																							

* indicates Southeastern Conference opponent

HAWKINS' CAREER STATS

YEAR	GP	GS	MIN	AVG	FG	FGA	PCT	3FG	3FGA	PCT	FT	FTA	PCT	OFF	DEF	TOT	AVG	PF	FO	AST	TO	BLK	STL	PTS	AVG
2019-20	4	0	4	1.0	0	0	.000	0	0	.000	0	0	.000	0	0	0	0.0	2	0	0	1	0	0	0	0.0
TOTAL	4	0	4	1.0	0	0	.000	0	0	.000	0	0	.000	0	0	0	0.0	2	0	0	1	0	0	0	0.0

HAWKINS' CAREER SEC STATS

YEAR	GP	GS	MIN	AVG	FG	FGA	PCT	3FG	3FGA	PCT	FT	FTA	PCT	OFF	DEF	TOT	AVG	PF	FO	AST	TO	BLK	STL	PTS	AVG
2019-20	1	0	1	1.0	0	0	.000	0	0	.000	0	0	.000	0	0	0	0.0	0	0	0	0	0	0	0	0.0
TOTAL	1	0	1	1.0	0	0	.000	0	0	.000	0	0	.000	0	0	0	0.0	0	0	0	0	0	0	0	0.0

2019-20 BOX SCORES

GAME 9



Official Basketball Box Score - Final
Alabama at Penn State
12/14/19 Bryce Jordan Center
2019-20 Men's Basketball

Game Time: 7:00 PM
Game Duration: 2:21
Attendance: 7,736

Officials: Terry Wymer, Bill Ek, Donnie Eppley

Box score table for Game 9, Alabama - 71, Penn State - 73. Includes columns for Player, Min, FG, 3P, FT, Rebounds, Fouls, TP, AS, TO, ST, Blocks, +/-.

Box score table for Game 9, Penn State - 73, Alabama - 71. Includes columns for Player, Min, FG, 3P, FT, Rebounds, Fouls, TP, AS, TO, ST, Blocks, +/-.

Summary statistics table for Game 9, including ALA vs PSU points from Turnovers, Paint, Second Chance, Fast Breaks, Bench, and Time with Lead.

GAME 10



Official Basketball Box Score - Final
Alabama at Samford
12/19/19 Legacy Arena, Birmingham, Ala.
2019-20 Men's Basketball

Game Time: 6:00 AM
Game Duration: 2:04
Attendance: 5,476

Officials: Tim Gattis, John Hampton, Bart Lenox

Box score table for Game 10, Alabama - 105, Samford - 87. Includes columns for Player, Min, FG, 3P, FT, Rebounds, Fouls, TP, AS, TO, ST, Blocks, +/-.

Box score table for Game 10, Samford - 87, Alabama - 105. Includes columns for Player, Min, FG, 3P, FT, Rebounds, Fouls, TP, AS, TO, ST, Blocks, +/-.

Summary statistics table for Game 10, including ALA vs SAM points from Turnovers, Paint, Second Chance, Fast Breaks, Bench, and Time with Lead.

GAME 11



Official Basketball Box Score - Final
Belmont at Alabama
12/21/19 Von Braun Center, Huntsville, Ala.
2019-20 Men's Basketball

Game Time: 8:30 PM
Game Duration: 1:49
Attendance: 5,712

Officials: Todd Austin, Brian Shey, Stephen Okrus, Jr.

Box score table for Game 11, Belmont - 72, Alabama - 92. Includes columns for Player, Min, FG, 3P, FT, Rebounds, Fouls, TP, AS, TO, ST, Blocks, +/-.

Box score table for Game 11, Alabama - 92, Belmont - 72. Includes columns for Player, Min, FG, 3P, FT, Rebounds, Fouls, TP, AS, TO, ST, Blocks, +/-.

Summary statistics table for Game 11, including Bel vs BAMA points from Turnovers, Paint, Second Chance, Fast Breaks, Bench, and Time with Lead.

GAME 12



Official Basketball Box Score - Final
Richmond at Alabama
12/29/19 Coleman Coliseum, Tuscaloosa
Alabama vs Richmond

Game Time: 11:30 PM
Game Duration: 2:06
Attendance: 9,960

Officials: Doug Shows, Ron Groover, Ted Valentine

Box score table for Game 12, Richmond - 78, Alabama - 90. Includes columns for Player, Min, FG, 3P, FT, Rebounds, Fouls, TP, AS, TO, ST, Blocks, +/-.

Box score table for Game 12, Alabama - 90, Richmond - 78. Includes columns for Player, Min, FG, 3P, FT, Rebounds, Fouls, TP, AS, TO, ST, Blocks, +/-.

Summary statistics table for Game 12, including UR vs UA points from Turnovers, Paint, Second Chance, Fast Breaks, Bench, and Time with Lead.

2019-20 CUME STATS



2019-20 Alabama Men's Basketball
Combined Team Statistics
All games

Page 1/1
as of Jan 11, 2020

Game Records

Record	Overall	Home	Away	Neutral
ALL GAMES	8-7	5-1	1-4	2-2
CONFERENCE	1-2	1-0	0-2	0-0
NON-CONFERENCE	7-5	4-1	1-2	2-2

Score by Periods

Team	1st	2nd	OT	TOT
Alabama	591	642	15	1248
Opponents	554	606	21	1181

Team Box Score

No.	Player	Total			3-Point		F-Throw		Rebounds				PF DQ		A TO BLK STL				PTS	AVG		
		GP-GS	MIN	AVG	FG-FGA	FG%	3FG-FGA	3FG%	FT-FTA	FT%	OFF	DEF	TOT	AVG	PF	DQ	A	TO			BLK	STL
23	PETTY JR., John	15-15	506:33	33.8	81-166	.488	53-107	.495	35-47	.745	24	85	109	7.3	26	1	33	40	12	18	250	16.7
2	LEWIS JR., Kira	15-15	566:10	37.7	91-214	.425	23-71	.324	38-48	.792	17	71	88	5.9	38	0	69	54	6	26	243	16.2
5	SHACKELFORD, Jaden	15-3	379:54	25.3	55-149	.369	32-97	.330	39-48	.813	15	42	57	3.8	21	0	20	17	2	8	181	12.1
1	JONES, Herbert	14-14	371:33	26.5	53-112	.473	1-10	.100	29-51	.569	25	55	80	5.7	47	4	39	37	7	14	136	9.7
3	REESE, Alex	15-11	318:25	21.2	44-106	.415	24-71	.338	22-30	.733	17	57	74	4.9	20	0	19	16	14	8	134	8.9
11	BOLDEN, James	13-2	276:46	21.3	38-99	.384	21-58	.362	18-22	.818	12	14	26	2.0	41	3	17	19	2	6	115	8.8
0	DAVIS, Javian	15-9	275:06	18.3	36-61	.590	0-2	.000	35-56	.625	27	40	67	4.5	37	2	10	19	5	12	107	7.1
30	SMITH, Galin	15-5	198:16	13.2	19-38	.500	0-0	.000	5-13	.385	15	19	34	2.3	36	2	5	15	17	2	43	2.9
12	FORBES, Jaylen	14-1	138:11	9.9	11-29	.379	5-21	.238	9-13	.692	9	24	33	2.4	19	0	5	11	2	0	36	2.6
21	JOHNSON, Britton	4-0	05:12	1.3	1-3	.333	1-3	.333	0-0	.000	0	0	0	0.0	1	0	0	0	0	0	3	0.8
34	OKAURU, Sam	1-0	01:09	1.2	0-0	.000	0-0	.000	0-0	.000	0	0	0	0.0	0	0	0	0	0	0	0	0.0
15	BARNES, Tyler	4-0	05:40	1.4	0-0	.000	0-0	.000	0-0	.000	0	4	4	1.0	1	0	0	0	0	0	0	0.0
35	HAWKINS, Raymond	4-0	04:15	1.1	0-0	.000	0-0	.000	0-0	.000	0	0	0	0.0	2	0	0	1	0	0	0	0.0
25	COTTRELL, Adam	3-0	02:50	0.9	0-0	.000	0-0	.000	0-0	.000	0	0	0	0.0	0	0	0	2	0	0	0	0.0
Team											20	32	52				1					
Total		15	3050		429-977	.439	160-440	.364	230-328	.701	181	443	624	41.6	289	12	217	232	67	94	1248	83.2
Opponents		15	3050		421-1002	.420	108-341	.317	231-320	.722	175	413	588	39.2	287	5	184	212	64	128	1181	78.7

Team Statistics

	BAMA	OPP
Scoring	1248	1181
Points per game	83.2	78.7
Scoring margin	+4.5	-
Field goals-att	429-977	421-1002
Field goal pct	.439	.420
3 point fg-att	160-440	108-341
3-point FG pct	.364	.317
3-pt FG made per game	10.7	7.2
Free throws-att	230-328	231-320
Free throw pct	.701	.722
F-Throws made per game	15.3	15.4
Rebounds	624	588
Rebounds per game	41.6	39.2
Rebounding margin	+2.4	-
Assists	217	184
Assists per game	14.5	12.3
Turnovers	232	212
Turnovers per game	15.5	14.1
Turnover margin	-1.3	-
Assist/turnover ratio	0.9	0.9
Steals	94	128
Steals per game	6.3	8.5
Blocks	67	64
Blocks per game	4.5	4.3
Winning streak	0	-
Home win streak	5	-
Attendance	58546	49990
Home games-Avg/Game	6-9758	5-9998
Neutral site-Avg/Game	-	4-2394

Team Results

Date	Opponent		Score	Att.
11/05/2019	Penn	L	80-81	11223
11/11/2019	Fla. Atlantic	W	78-59	9117
11/15/2019	at Rhode Island	L	79-93	7021
11/19/2019	Furman	W	81-73	8763
11/27/2019	vs North Carolina	L	67-76	1405
11/28/2019	vs Iowa St.	L	89-104	1299
11/29/2019	vs Southern Miss.	W	83-68	1159
12/06/2019	SFA	W	78-68	9545
12/14/2019	at Penn St.	L	71-73	7736
12/18/2019	at Samford	W	105-87	5476
12/21/2019	vs Belmont	W	92-72	5712
12/29/2019	Richmond	W	90-78	9960
01/04/2020	at Florida	Lot2	98-104	9350
01/08/2020	Mississippi St.	W	90-69	9938
01/11/2020	at Kentucky	L	67-76	20407



2019-20 SEC CUME STATS



2019-20 Alabama Men's Basketball
Combined Team Statistics
In Conference games

Page 1/1
as of Jan 11, 2020

Game Records

Record	Overall	Home	Away	Neutral
ALL GAMES	1-2	1-0	0-2	0-0
CONFERENCE	1-2	1-0	0-2	0-0
NON-CONFERENCE	0-0	0-0	0-0	0-0

Score by Periods

Team	1st	2nd	OT	TOT
Alabama	123	117	15	255
Opponents	111	117	21	249

Team Box Score

No.	Player	Total			3-Point		F-Throw		Rebounds				Other Stats									
		GP-GS	MIN	AVG	FG-FGA	FG%	3FG-FGA	3FG%	FT-FTA	FT%	OFF	DEF	TOT	AVG	PF	DQ	A	TO	BLK	STL	PTS	AVG
23	PETTY JR., John	3-3	113:41	37.9	18-39	.462	11-25	.440	6-8	.750	2	18	20	6.7	5	0	6	4	4	2	53	17.7
2	LEWIS JR., Kira	3-3	119:15	39.8	16-46	.348	3-12	.250	9-11	.818	4	18	22	7.3	7	0	11	7	2	5	44	14.7
1	JONES, Herbert	3-3	99:41	33.2	16-34	.471	0-2	.000	10-19	.526	8	13	21	7.0	12	1	10	4	0	3	42	14.0
11	BOLDEN, James	3-0	71:45	23.9	9-26	.346	4-16	.250	8-9	.889	1	5	6	2.0	9	0	5	2	1	2	30	10.0
3	REESE, Alex	3-2	68:22	22.8	7-13	.538	2-7	.286	9-12	.750	2	11	13	4.3	4	0	2	7	4	0	25	8.3
5	SHACKELFORD, Jaden	3-1	66:18	22.1	7-24	.292	5-12	.417	4-5	.800	3	9	12	4.0	3	0	2	1	0	0	23	7.7
30	SMITH, Galin	3-3	50:41	16.9	10-17	.588	0-0	.000	2-4	.500	5	3	8	2.7	9	1	2	2	1	0	22	7.3
12	FORBES, Jaylen	2-0	12:56	6.5	2-3	.667	2-3	.667	2-2	1.000	1	2	3	1.5	4	0	0	1	0	0	8	4.0
0	DAVIS, Javian	3-0	43:05	14.4	2-6	.333	0-1	.000	4-10	.400	6	5	11	3.7	7	1	1	2	2	1	8	2.7
21	JOHNSON, Britton	1-0	01:25	1.4	0-1	.000	0-1	.000	0-0	.000	0	0	0	0.0	0	0	0	0	0	0	0	0.0
35	HAWKINS, Raymond	1-0	01:25	1.4	0-0	.000	0-0	.000	0-0	.000	0	0	0	0.0	0	0	0	0	0	0	0	0.0
15	BARNES, Tyler	1-0	01:25	1.4	0-0	.000	0-0	.000	0-0	.000	0	0	0	0.0	0	0	0	0	0	0	0	0.0
Team											7	9	16									
Total		3	650		87-209	.416	27-79	.342	54-80	.675	39	93	132	44.0	60	3	39	30	14	13	255	85.0
Opponents		3	650		87-208	.418	21-53	.396	54-74	.730	38	96	134	44.7	57	3	35	38	17	17	249	83.0

Team Statistics

	BAMA	OPP
Scoring	255	249
Points per game	85.0	83.0
Scoring margin	+2.0	-
Field goals-att	87-209	87-208
Field goal pct	.416	.418
3 point fg-att	27-79	21-53
3-point FG pct	.342	.396
3-pt FG made per game	9.0	7.0
Free throws-att	54-80	54-74
Free throw pct	.675	.730
F-Throws made per game	18.0	18.0
Rebounds	132	134
Rebounds per game	44.0	44.7
Rebounding margin	-0.7	-
Assists	39	35
Assists per game	13.0	11.7
Turnovers	30	38
Turnovers per game	10.0	12.7
Turnover margin	+2.7	-
Assist/turnover ratio	1.3	0.9
Steals	13	17
Steals per game	4.3	5.7
Blocks	14	17
Blocks per game	4.7	5.7
Winning streak	0	-
Home win streak	1	-
Attendance	9938	29757
Home games-Avg/Game	1-9938	2-14879
Neutral site-Avg/Game	-	0-0

Team Results

Date	Opponent	Score	Att.
01/04/2020	at Florida	Lot2 98-104	9350
01/08/2020	Mississippi St.	W 90-69	9938
01/11/2020	at Kentucky	L 67-76	20407

2019-20 TEAM STATS



2019-20 Alabama Men's Basketball
Overall Team Statistics
All games

Page 1/1
as of Jan 11, 2020

Team Statistics

	BAMA	OPP
Scoring	1248	1181
Points per game	83.2	78.7
Scoring margin	+4.5	-
Field goals-att	429-977	421-1002
Field goal pct	.439	.420
3 point fg-att	160-440	108-341
3-point FG pct	.364	.317
3-pt FG made per game	10.7	7.2
Free throws-att	230-328	231-320
Free throw pct	.701	.722
F-Throws made per game	15.3	15.4
Rebounds	624	588
Rebounds per game	41.6	39.2
Rebounding margin	+2.4	-
Assists	217	184
Assists per game	14.5	12.3
Turnovers	232	212
Turnovers per game	15.5	14.1
Turnover margin	-1.3	-
Assist/turnover ratio	0.9	0.9
Steals	94	128
Steals per game	6.3	8.5
Blocks	67	64
Blocks per game	4.5	4.3
Winning streak	0	-
Home win streak	5	-
Attendance	58546	49990
Home games-Avg/Game	6-9758	5-9998
Neutral site-Avg/Game	-	4-2394

Score by Periods

Team	1st	2nd	OT	TOT
Alabama	591	642	15	1248
Opponents	554	606	21	1181



2019-20 POINTS-REBOUNDS-ASSISTS



2019-20 Alabama Men's Basketball
Points-rebounds-assists
All games

Opponent	Date	Score		0	1	2	3	5	11	12	15	21	23	25
				DAVIS, JAVI	JONES, HERB	LEWIS JR.	REESE, ALEX	SHACKELFOR	BOLDEN, JAM	FORBES, JAY	BARNES, TYL	JOHNSON, BR	PETTY JR.	COTTRELL, A
Penn	11/05/2019	80-81	L	2-2-0	5-0-0	30-8-5	6-3-1	16-5-1	10-5-2	2-8-0	DNP	DNP	9-8-1	DNP
FAU	11/11/2019	78-59	W	19-9-2	DNP	16-6-8	12-8-1	17-4-2	3-0-1	0-2-0	0-4-0	0-0-0	9-8-5	0-0-0
at URI	11/15/2019	79-93	L	11-7-1	17-3-1	21-5-4	10-5-4	5-1-2	4-3-0	0-2-1	DNP	DNP	5-8-3	DNP
Furman	11/19/2019	81-73	W	10-5-0	8-6-4	19-7-3	0-3-0	25-5-1	DNP	3-4-1	DNP	DNP	16-5-2	DNP
vs UNC	11/27/2019	67-76	L	5-5-1	5-1-1	20-5-4	7-9-0	4-3-1	3-1-3	0-0-0	DNP	DNP	23-3-2	DNP
vs IowaSt	11/28/2019	89-104	L	7-5-2	9-6-3	8-4-5	5-4-1	4-2-1	10-2-0	5-4-1	0-0-0	3-0-0	34-12-0	0-0-0
vs USM	11/29/2019	83-68	W	6-4-1	7-6-3	20-2-3	5-2-0	6-4-4	23-2-2	3-1-1	0-0-0	0-0-0	10-8-2	0-0-0
SFA	12/06/2019	78-68	W	11-2-0	2-5-3	15-6-3	15-4-2	17-5-2	DNP	4-2-0	DNP	DNP	14-4-2	DNP
at PSU	12/14/2019	71-73	L	8-4-0	6-9-2	7-7-6	12-8-1	7-4-2	15-3-1	5-4-0	DNP	DNP	7-6-0	DNP
at SU	12/18/2019	105-87	W	6-5-1	9-7-7	11-5-5	16-2-2	13-2-2	9-1-1	2-1-0	DNP	DNP	39-10-2	DNP
vs BEL	12/21/2019	92-72	W	12-6-0	15-6-5	15-7-8	13-5-2	16-2-0	3-1-0	2-1-1	DNP	DNP	14-11-4	DNP
UR	12/29/2019	90-78	W	2-2-1	11-10-0	17-4-4	8-8-3	28-8-0	5-2-2	2-1-0	DNP	DNP	17-6-4	DNP
at UF	01/04/2020	98-104	Lot2	0-4-0	15-9-4	17-6-3	14-3-0	11-6-1	15-3-1	DNP	DNP	DNP	19-7-2	DNP
MSU	01/08/2020	90-69	W	4-4-1	9-5-2	17-8-4	5-5-0	10-2-1	11-2-1	5-3-0	0-0-0	0-0-0	18-6-3	DNP
at UK	01/11/2020	67-76	L	4-3-0	18-7-4	10-8-4	6-5-2	2-4-0	4-1-3	3-0-0	DNP	DNP	16-7-1	DNP

Opponent	Date	Score		30	34	35
				SMITH, GALI	OKAURU, SAM	HAWKINS, RA
Penn	11/05/2019	80-81	L	0-4-0	DNP	DNP
FAU	11/11/2019	78-59	W	2-4-2	0-0-0	0-0-0
at URI	11/15/2019	79-93	L	6-2-0	DNP	DNP
Furman	11/19/2019	81-73	W	0-1-0	DNP	DNP
vs UNC	11/27/2019	67-76	L	0-0-0	DNP	DNP
vs IowaSt	11/28/2019	89-104	L	4-5-0	DNP	0-0-0
vs USM	11/29/2019	83-68	W	3-0-0	DNP	0-0-0
SFA	12/06/2019	78-68	W	0-2-1	DNP	DNP
at PSU	12/14/2019	71-73	L	4-0-0	DNP	DNP
at SU	12/18/2019	105-87	W	0-2-0	DNP	DNP
vs BEL	12/21/2019	92-72	W	2-1-0	DNP	DNP
UR	12/29/2019	90-78	W	0-5-0	DNP	DNP
at UF	01/04/2020	98-104	Lot2	7-3-0	DNP	DNP
MSU	01/08/2020	90-69	W	11-4-2	DNP	0-0-0
at UK	01/11/2020	67-76	L	4-1-0	DNP	DNP



2019-20 TEAM GAME-BY-GAME



2019-20 Alabama Men's Basketball
Team Game-by-Game
All games

Page 1/1
as of Jan 11, 2020

Opponent	Date	Score		Total		3-Pointers		Free throws		Rebounds										
				FG-FGA	PCT	3FG-FGA	PCT	FT-FTA	PCT	OFF	DEF	TOT	AVG	PF	A	TO	BLK	STL	PTS	AVG
Penn	11/05/2019	80-81	L	27-76	.355	11-38	.289	15-22	.682	19	29	48	48.0	18	10	19	5	10	80	80.0
Fla. Atlantic	11/11/2019	78-59	W	26-59	.441	9-29	.310	17-22	.773	12	33	45	46.5	18	21	19	5	5	78	79.0
at Rhode Island	11/15/2019	79-93	L	31-66	.470	5-22	.227	12-16	.750	10	30	40	44.3	22	16	22	5	4	79	79.0
Furman	11/19/2019	81-73	W	27-53	.509	7-21	.333	20-27	.741	7	36	43	44.0	19	11	22	6	7	81	79.5
vs North Carolina	11/27/2019	67-76	L	26-68	.382	11-31	.355	4-9	.444	8	23	31	41.4	23	12	14	4	6	67	77.0
vs Iowa St.	11/28/2019	89-104	L	31-74	.419	12-26	.462	15-18	.833	18	26	44	41.8	20	13	17	3	8	89	79.0
vs Southern Miss.	11/29/2019	83-68	W	28-52	.538	15-33	.455	12-22	.545	10	21	31	40.3	18	16	15	1	7	83	79.6
SFA	12/06/2019	78-68	W	21-47	.447	11-32	.344	25-35	.714	9	24	33	39.4	19	13	20	8	11	78	79.4
at Penn St.	12/14/2019	71-73	L	27-76	.355	9-33	.273	8-14	.571	14	33	47	40.2	22	12	10	2	5	71	78.4
at Samford	12/18/2019	105-87	W	33-64	.516	17-34	.500	22-26	.846	9	28	37	39.9	17	20	16	4	10	105	81.1
vs Belmont	12/21/2019	92-72	W	34-67	.507	14-32	.438	10-16	.625	9	35	44	40.3	14	20	13	4	4	92	82.1
Richmond	12/29/2019	90-78	W	31-66	.470	12-30	.400	16-21	.762	17	32	49	41.0	19	14	15	6	4	90	82.8
at Florida	01/04/2020	98-104	Lot2	31-76	.408	13-34	.382	23-34	.676	13	33	46	41.4	29	11	12	2	7	98	83.9
Mississippi St.	01/08/2020	90-69	W	28-57	.491	10-24	.417	24-34	.706	10	32	42	41.4	17	14	10	6	3	90	84.4
at Kentucky	01/11/2020	67-76	L	28-76	.368	4-21	.190	7-12	.583	16	28	44	41.6	14	14	8	6	3	67	83.2
Total		1248		429-977	.439	160-440	.364	230-328	.701	181	443	624	41.6	289	217	232	67	94	1248	83.2
Opponents		1181		421-1002	.420	108-341	.317	231-320	.722	175	413	588	39.2	287	184	212	64	128	1181	78.7

Alabama Averages

Games Played	Points/game	FG Pct	3FG Pct	FT Pct	Rebounds/game	Assists/game	Turnovers/game	Assist/Turnover ratio	Steals/game	Blocks/game
15	83.2	43.9	36.4	70.1	41.6	14.5	15.5	0.9	6.3	4.5

2019-20 OPPONENT GAME-BY-GAME



2019-20 Alabama Men's Basketball
Opponents Game-by-Game
All games

Page 1/1
as of Jan 11, 2020

Opponent	Date	Score		Total		3-Pointers		Free throws		Rebounds				PF	A	TO	BLK	STL	PTS	AVG
				FG-FGA	PCT	3FG-FGA	PCT	FT-FTA	PCT	OFF	DEF	TOT	AVG							
Penn	11/05/2019	80-81	L	29-68	.426	8-26	.308	15-20	.750	8	29	37	37.0	19	10	16	4	8	81	81.0
Fla. Atlantic	11/11/2019	78-59	W	24-69	.348	5-28	.179	6-17	.353	14	18	32	34.5	19	11	11	4	15	59	70.0
at Rhode Island	11/15/2019	79-93	L	33-63	.524	6-16	.375	21-26	.808	4	27	31	33.3	18	15	12	6	13	93	77.7
Furman	11/19/2019	81-73	W	21-68	.309	11-41	.268	20-26	.769	12	22	34	33.5	20	12	12	4	12	73	76.5
vs North Carolina	11/27/2019	67-76	L	29-71	.408	5-14	.357	13-21	.619	23	37	60	38.8	19	15	20	3	8	76	76.4
vs Iowa St.	11/28/2019	89-104	L	36-69	.522	15-29	.517	17-24	.708	9	26	35	38.2	16	16	11	8	5	104	81.0
vs Southern Miss.	11/29/2019	83-68	W	26-53	.491	3-12	.250	13-20	.650	10	21	31	37.1	19	11	16	2	10	68	79.1
SFA	12/06/2019	78-68	W	24-61	.393	4-13	.308	16-21	.762	15	23	38	37.3	27	6	19	0	12	68	77.8
at Penn St.	12/14/2019	71-73	L	23-63	.365	8-27	.296	19-26	.731	11	39	50	38.7	14	14	16	7	6	73	77.2
at Samford	12/18/2019	105-87	W	33-68	.485	9-28	.321	12-14	.857	9	24	33	38.1	20	19	19	3	6	87	78.2
vs Belmont	12/21/2019	92-72	W	29-72	.403	7-30	.233	7-9	.778	9	28	37	38.0	21	9	12	4	7	72	77.6
Richmond	12/29/2019	90-78	W	27-69	.391	6-24	.250	18-22	.818	13	23	36	37.8	18	11	10	2	9	78	77.7
at Florida	01/04/2020	98-104	Lot2	33-76	.434	8-23	.348	30-36	.833	13	39	52	38.9	19	11	13	6	7	104	79.7
Mississippi St.	01/08/2020	90-69	W	26-69	.377	4-15	.267	13-21	.619	15	23	38	38.9	25	9	11	3	5	69	78.9
at Kentucky	01/11/2020	67-76	L	28-63	.444	9-15	.600	11-17	.647	10	34	44	39.2	13	15	14	8	5	76	78.7
Total		1181		421-1002	.420	108-341	.317	231-320	.722	175	413	588	39.2	287	184	212	64	128	1181	78.7
Alabama		1248		429-977	.439	160-440	.364	230-328	.701	181	443	624	41.6	289	217	232	67	94	1248	83.2

Opponents Averages

Games Played	Points/game	FG Pct	3FG Pct	FT Pct	Rebounds/game	Assists/game	Turnovers/game	Assist/Turnover ratio	Steals/game	Blocks/game
15	78.7	42.0	31.7	72.2	39.2	12.3	14.1	0.9	8.5	4.3

2019-20 TEAM HIGHS/LOWS



2019-20 Alabama Men's Basketball
Team High/Low Analysis
All games

Page 1/4
as of Jan 11, 2020

Alabama - Game Highs

POINTS	105		at Samford (12/18/2019)
	98		at Florida (01/04/2020)
	92		vs Belmont (N) (12/21/2019)
	90		Mississippi St. (01/08/2020)
	90		Richmond (12/29/2019)
FIELD GOALS MADE	34		vs Belmont (N) (12/21/2019)
	33		at Samford (12/18/2019)
FIELD GOAL ATTEMPTS	76		at Kentucky (01/11/2020)
	76		at Florida (01/04/2020)
	76		at Penn St. (12/14/2019)
	76		Penn (11/05/2019)
FIELD GOAL PERCENTAGE	.538	(28-52)	vs Southern Miss. (N) (11/29/2019)
	.516	(33-64)	at Samford (12/18/2019)
3 PT FG MADE	17		at Samford (12/18/2019)
	15		vs Southern Miss. (N) (11/29/2019)
3 PT FG ATTEMPTS	38		Penn (11/05/2019)
	34		at Florida (01/04/2020)
	34		at Samford (12/18/2019)
3 PT FG PERCENTAGE	.500	(17-34)	at Samford (12/18/2019)
	.462	(12-26)	vs Iowa St. (N) (11/28/2019)
FREE THROWS MADE	25		SFA (12/06/2019)
	24		Mississippi St. (01/08/2020)
FREE THROW ATTEMPTS	35		SFA (12/06/2019)
	34		Mississippi St. (01/08/2020)
	34		at Florida (01/04/2020)
FREE THROW PERCENTAGE	.846	(22-26)	at Samford (12/18/2019)
	.833	(15-18)	vs Iowa St. (N) (11/28/2019)
REBOUNDS	49		Richmond (12/29/2019)
	48		Penn (11/05/2019)
ASSISTS	21		Fla. Atlantic (11/11/2019)
	20		vs Belmont (N) (12/21/2019)
	20		at Samford (12/18/2019)
STEALS	11		SFA (12/06/2019)
	10		at Samford (12/18/2019)
	10		Penn (11/05/2019)
BLOCKED SHOTS	8		SFA (12/06/2019)
	6		at Kentucky (01/11/2020)
	6		Mississippi St. (01/08/2020)
	6		Richmond (12/29/2019)
	6		Furman (11/19/2019)
TURNOVERS	22		Furman (11/19/2019)
	22		at Rhode Island (11/15/2019)
FOULS	29		at Florida (01/04/2020)
	23		vs North Carolina (N) (11/27/2019)

2019-20 TEAM HIGHS/LOWS



2019-20 Alabama Men's Basketball
Team High/Low Analysis
All games

Opponent - Game Highs

POINTS	104		at Florida (01/04/2020)
	104		vs Iowa St. (N) (11/28/2019)
	93		at Rhode Island (11/15/2019)
	87		at Samford (12/18/2019)
	81		Penn (11/05/2019)
FIELD GOALS MADE	36		vs Iowa St. (N) (11/28/2019)
	33		at Florida (01/04/2020)
	33		at Samford (12/18/2019)
	33		at Rhode Island (11/15/2019)
FIELD GOAL ATTEMPTS	76		at Florida (01/04/2020)
	72		vs Belmont (N) (12/21/2019)
FIELD GOAL PERCENTAGE	.524	(33-63)	at Rhode Island (11/15/2019)
	.522	(36-69)	vs Iowa St. (N) (11/28/2019)
3 PT FG MADE	15		vs Iowa St. (N) (11/28/2019)
	11		Furman (11/19/2019)
3 PT FG ATTEMPTS	41		Furman (11/19/2019)
	30		vs Belmont (N) (12/21/2019)
3 PT FG PERCENTAGE	.600	(9-15)	at Kentucky (01/11/2020)
	.517	(15-29)	vs Iowa St. (N) (11/28/2019)
FREE THROWS MADE	30		at Florida (01/04/2020)
	21		at Rhode Island (11/15/2019)
FREE THROW ATTEMPTS	36		at Florida (01/04/2020)
	26		at Penn St. (12/14/2019)
	26		Furman (11/19/2019)
	26		at Rhode Island (11/15/2019)
FREE THROW PERCENTAGE	.857	(12-14)	at Samford (12/18/2019)
	.833	(30-36)	at Florida (01/04/2020)
REBOUNDS	60		vs North Carolina (N) (11/27/2019)
	52		at Florida (01/04/2020)
ASSISTS	19		at Samford (12/18/2019)
	16		vs Iowa St. (N) (11/28/2019)
STEALS	15		Fla. Atlantic (11/11/2019)
	13		at Rhode Island (11/15/2019)
BLOCKED SHOTS	8		at Kentucky (01/11/2020)
	8		vs Iowa St. (N) (11/28/2019)
TURNOVERS	20		vs North Carolina (N) (11/27/2019)
	19		at Samford (12/18/2019)
	19		SFA (12/06/2019)
FOULS	27		SFA (12/06/2019)
	25		Mississippi St. (01/08/2020)

2019-20 TEAM HIGHS/LOWS



2019-20 Alabama Men's Basketball
Team High/Low Analysis
All games

Page 3/4
as of Jan 11, 2020

Alabama - Game Lows

POINTS	67		at Kentucky (01/11/2020)
	67		vs North Carolina (N) (11/27/2019)
	71		at Penn St. (12/14/2019)
	78		SFA (12/06/2019)
	78		Fla. Atlantic (11/11/2019)
FIELD GOALS MADE	21		SFA (12/06/2019)
	26		vs North Carolina (N) (11/27/2019)
	26		Fla. Atlantic (11/11/2019)
FIELD GOAL ATTEMPTS	47		SFA (12/06/2019)
	52		vs Southern Miss. (N) (11/29/2019)
FIELD GOAL PERCENTAGE	.355	(27-76)	at Penn St. (12/14/2019)
	.355	(27-76)	Penn (11/05/2019)
3 PT FG MADE	4		at Kentucky (01/11/2020)
	5		at Rhode Island (11/15/2019)
3 PT FG ATTEMPTS	21		at Kentucky (01/11/2020)
	21		Furman (11/19/2019)
3 PT FG PERCENTAGE	.190	(4-21)	at Kentucky (01/11/2020)
	.227	(5-22)	at Rhode Island (11/15/2019)
FREE THROWS MADE	4		vs North Carolina (N) (11/27/2019)
	7		at Kentucky (01/11/2020)
FREE THROW ATTEMPTS	9		vs North Carolina (N) (11/27/2019)
	12		at Kentucky (01/11/2020)
FREE THROW PERCENTAGE	.444	(4-9)	vs North Carolina (N) (11/27/2019)
	.545	(12-22)	vs Southern Miss. (N) (11/29/2019)
REBOUNDS	31		vs Southern Miss. (N) (11/29/2019)
	31		vs North Carolina (N) (11/27/2019)
ASSISTS	10		Penn (11/05/2019)
	11		at Florida (01/04/2020)
	11		Furman (11/19/2019)
STEALS	3		at Kentucky (01/11/2020)
	3		Mississippi St. (01/08/2020)
BLOCKED SHOTS	1		vs Southern Miss. (N) (11/29/2019)
	2		at Florida (01/04/2020)
	2		at Penn St. (12/14/2019)
TURNOVERS	8		at Kentucky (01/11/2020)
	10		Mississippi St. (01/08/2020)
	10		at Penn St. (12/14/2019)
FOULS	14		at Kentucky (01/11/2020)
	14		vs Belmont (N) (12/21/2019)

2019-20 TEAM HIGHS/LOWS



2019-20 Alabama Men's Basketball
Team High/Low Analysis
All games

Page 4/4
as of Jan 11, 2020

Opponent - Game Lows

POINTS	59		Fla. Atlantic (11/11/2019)
	68		SFA (12/06/2019)
	68		vs Southern Miss. (N) (11/29/2019)
	69		Mississippi St. (01/08/2020)
	72		vs Belmont (N) (12/21/2019)
FIELD GOALS MADE	21		Furman (11/19/2019)
	23		at Penn St. (12/14/2019)
FIELD GOAL ATTEMPTS	53		vs Southern Miss. (N) (11/29/2019)
	61		SFA (12/06/2019)
FIELD GOAL PERCENTAGE	.309	(21-68)	Furman (11/19/2019)
	.348	(24-69)	Fla. Atlantic (11/11/2019)
3 PT FG MADE	3		vs Southern Miss. (N) (11/29/2019)
	4		Mississippi St. (01/08/2020)
	4		SFA (12/06/2019)
3 PT FG ATTEMPTS	12		vs Southern Miss. (N) (11/29/2019)
	13		SFA (12/06/2019)
3 PT FG PERCENTAGE	.179	(5-28)	Fla. Atlantic (11/11/2019)
	.233	(7-30)	vs Belmont (N) (12/21/2019)
FREE THROWS MADE	6		Fla. Atlantic (11/11/2019)
	7		vs Belmont (N) (12/21/2019)
FREE THROW ATTEMPTS	9		vs Belmont (N) (12/21/2019)
	14		at Samford (12/18/2019)
FREE THROW PERCENTAGE	.353	(6-17)	Fla. Atlantic (11/11/2019)
	.619	(13-21)	Mississippi St. (01/08/2020)
	.619	(13-21)	vs North Carolina (N) (11/27/2019)
REBOUNDS	31		vs Southern Miss. (N) (11/29/2019)
	31		at Rhode Island (11/15/2019)
ASSISTS	6		SFA (12/06/2019)
	9		Mississippi St. (01/08/2020)
	9		vs Belmont (N) (12/21/2019)
STEALS	5		at Kentucky (01/11/2020)
	5		Mississippi St. (01/08/2020)
	5		vs Iowa St. (N) (11/28/2019)
BLOCKED SHOTS	0		SFA (12/06/2019)
	2		Richmond (12/29/2019)
	2		vs Southern Miss. (N) (11/29/2019)
TURNOVERS	10		Richmond (12/29/2019)
	11		Mississippi St. (01/08/2020)
	11		vs Iowa St. (N) (11/28/2019)
	11		Fla. Atlantic (11/11/2019)
FOULS	13		at Kentucky (01/11/2020)
	14		at Penn St. (12/14/2019)

2019-20 PLAYER HIGHS/LOWS



2019-20 Alabama Men's Basketball
Player Highs Analysis
All games

Alabama - Individual Game Highs

POINTS	39		John Petty Jr. at Samford (12/18/2019)
	34		John Petty Jr. vs Iowa St. (N) (11/28/2019)
	30		Kira Lewis Jr. vs Penn (11/05/2019)
	28		Jaden Shackelford vs Richmond (12/29/2019)
	25		Jaden Shackelford vs Furman (11/19/2019)
FIELD GOALS MADE	12		John Petty Jr. at Samford (12/18/2019)
	11		John Petty Jr. vs Iowa St. (N) (11/28/2019)
	11		Kira Lewis Jr. vs Penn (11/05/2019)
FIELD GOAL ATTEMPTS	25		Kira Lewis Jr. at Florida (01/04/2020)
	23		Kira Lewis Jr. vs North Carolina (N) (11/27/2019)
FIELD GOAL PERCENTAGE (min 5 made)	.714	(5-7)	Javian Davis vs Belmont (N) (12/21/2019)
	.667	(12-18)	John Petty Jr. at Samford (12/18/2019)
	.667	(6-9)	Kira Lewis Jr. vs SFA (12/06/2019)
	.667	(6-9)	James Bolden vs Southern Miss. (N) (11/29/2019)
3 PT FG MADE	10		John Petty Jr. at Samford (12/18/2019)
	7		John Petty Jr. vs North Carolina (N) (11/27/2019)
3 PT FG ATTEMPTS	13		Jaden Shackelford vs Richmond (12/29/2019)
	13		John Petty Jr. at Samford (12/18/2019)
	13		Jaden Shackelford vs Penn (11/05/2019)
3 PT FG PERCENTAGE (min 2 made)	1.000	(2-2)	James Bolden vs Mississippi St. (01/08/2020)
	.769	(10-13)	John Petty Jr. at Samford (12/18/2019)
FREE THROWS MADE	10		Jaden Shackelford vs SFA (12/06/2019)
	8		Jaden Shackelford at Samford (12/18/2019)
	8		Jaden Shackelford vs Furman (11/19/2019)
FREE THROW ATTEMPTS	11		Jaden Shackelford vs SFA (12/06/2019)
	10		Javian Davis vs SFA (12/06/2019)
	10		Jaden Shackelford vs Furman (11/19/2019)
FREE THROW PERCENTAGE (min 3 made)	1.000	(8-8)	Jaden Shackelford at Samford (12/18/2019)
	1.000	(6-6)	Kira Lewis Jr. vs Mississippi St. (01/08/2020)
	1.000	(6-6)	John Petty Jr. vs Iowa St. (N) (11/28/2019)
	1.000	(6-6)	Kira Lewis Jr. vs Furman (11/19/2019)
	1.000	(5-5)	Javian Davis at Rhode Island (11/15/2019)
	1.000	(4-4)	Kira Lewis Jr. at Rhode Island (11/15/2019)
	1.000	(4-4)	Alex Reese vs Penn (11/05/2019)
1.000	(3-3)	James Bolden at Penn St. (12/14/2019)	
REBOUNDS	12		John Petty Jr. vs Iowa St. (N) (11/28/2019)
	11		John Petty Jr. vs Belmont (N) (12/21/2019)
ASSISTS	8		Kira Lewis Jr. vs Belmont (N) (12/21/2019)
	8		Kira Lewis Jr. vs Fla. Atlantic (11/11/2019)
STEALS	4		Kira Lewis Jr. at Florida (01/04/2020)
	4		Kira Lewis Jr. vs SFA (12/06/2019)
	4		Alex Reese vs Penn (11/05/2019)
BLOCKED SHOTS	4		John Petty Jr. at Kentucky (01/11/2020)
	3		Alex Reese vs Mississippi St. (01/08/2020)
	3		Galín Smith vs SFA (12/06/2019)
	3		Galín Smith vs Furman (11/19/2019)
	3		Galín Smith vs Fla. Atlantic (11/11/2019)
TURNOVERS	7		John Petty Jr. vs Richmond (12/29/2019)
	7		Kira Lewis Jr. vs Furman (11/19/2019)



2019-20 PLAYER HIGHS/LOWS




2019-20 Alabama Men's Basketball
Player Highs Analysis
All games

Opponent - Individual Game Highs

POINTS	33		Jordan Lyons vs Furman (11/19/2019)
	25		Andrew Nembhard at Florida (01/04/2020)
	24		Kerry Blackshear at Florida (01/04/2020)
	24		Jordan Dingle vs Penn (11/05/2019)
	23		Tyrese Haliburton vs Iowa St. (N) (11/28/2019)
FIELD GOALS MADE	9		Jeff Dowtin at Rhode Island (11/15/2019)
	9		Jordan Dingle vs Penn (11/05/2019)
FIELD GOAL ATTEMPTS	21		Adam Kunkel vs Belmont (N) (12/21/2019)
	21		Jordan Lyons vs Furman (11/19/2019)
FIELD GOAL PERCENTAGE (min 5 made)	1.000	(5-5)	Jake Wojcik vs Richmond (12/29/2019)
	1.000	(5-5)	George Conditt vs Iowa St. (N) (11/28/2019)
3 PT FG MADE	6		Jordan Lyons vs Furman (11/19/2019)
	5		Immanuel Quickley at Kentucky (01/11/2020)
	5		Rasir Bolton vs Iowa St. (N) (11/28/2019)
3 PT FG ATTEMPTS	16		Jordan Lyons vs Furman (11/19/2019)
	9		Brandon Austin at Samford (12/18/2019)
	9		Alex Hunter vs Furman (11/19/2019)
	9		Richardson Maitre vs Fla. Atlantic (11/11/2019)
3 PT FG PERCENTAGE (min 2 made)	1.000	(4-4)	Jake Wojcik vs Richmond (12/29/2019)
	.833	(5-6)	Immanuel Quickley at Kentucky (01/11/2020)
FREE THROWS MADE	13		Jordan Lyons vs Furman (11/19/2019)
	10		Kerry Blackshear at Florida (01/04/2020)
	10		Jacob Gilyard vs Richmond (12/29/2019)
	10		Cyril Langevine at Rhode Island (11/15/2019)
FREE THROW ATTEMPTS	13		Jordan Lyons vs Furman (11/19/2019)
	12		Cyril Langevine at Rhode Island (11/15/2019)
FREE THROW PERCENTAGE (min 3 made)	1.000	(13-13)	Jordan Lyons vs Furman (11/19/2019)
	1.000	(6-6)	Scottie Lewis at Florida (01/04/2020)
	1.000	(5-5)	Myreon Jones at Penn St. (12/14/2019)
	1.000	(5-5)	Tyrese Haliburton vs Iowa St. (N) (11/28/2019)
	1.000	(5-5)	Fatts Russell at Rhode Island (11/15/2019)
	1.000	(4-4)	Blake Francis vs Richmond (12/29/2019)
	1.000	(4-4)	Kevon Harris vs SFA (12/06/2019)
	1.000	(4-4)	Ryan Betley vs Penn (11/05/2019)
	1.000	(3-3)	Brandon Austin at Samford (12/18/2019)
	1.000	(3-3)	Curtis Jones at Penn St. (12/14/2019)
	1.000	(3-3)	Charlie Daniels vs SFA (12/06/2019)
	1.000	(3-3)	Gabe Watson vs Southern Miss. (N) (11/29/2019)
1.000	(3-3)	Rasir Bolton vs Iowa St. (N) (11/28/2019)	
REBOUNDS	16		Kerry Blackshear at Florida (01/04/2020)
	15		Armando Bacot vs North Carolina (N) (11/27/2019)
ASSISTS	15		Josh Sharkey at Samford (12/18/2019)
	9		Ashton Hagans at Kentucky (01/11/2020)
	9		Tyrese Haliburton vs Iowa St. (N) (11/28/2019)
STEALS	4		Roti Ware vs SFA (12/06/2019)
	4		John Comeaux vs SFA (12/06/2019)
	4		Leonard Harper-Baker vs Southern Miss. (N) (11/29/2019)
	4		Cole Anthony vs North Carolina (N) (11/27/2019)
	4		Fatts Russell at Rhode Island (11/15/2019)
	4		Tyrese Martin at Rhode Island (11/15/2019)
	4		Richardson Maitre vs Fla. Atlantic (11/11/2019)
BLOCKED SHOTS	5		Nick Richards at Kentucky (01/11/2020)
	5		Lamar Stevens at Penn St. (12/14/2019)
TURNOVERS	7		Josh Sharkey at Samford (12/18/2019)
	6		Cole Anthony vs North Carolina (N) (11/27/2019)





0
6-9 • 242 • R-Fr. Forward
JAVIAN DAVIS
Canton, Miss.
(Canton HS)



1
6-7 • 205 • Jr. Guard
HERBERT JONES
Greensboro, Ala.
(Hale County HS)



2
6-3 • 165 • So. Guard
KIRA LEWIS JR.
Meridianville, Ala.
(Hazel Green HS)



3
6-9 • 245 • Jr. Forward
ALEX REESE
Pelham, Ala.
(Pelham HS)



4
6-5 • 215 • Fr. Forward
JUWAN GARY
Columbia, S.C.
(West Charlotte HS)



5
6-3 • 195 • Fr. Guard
JADEN SHACKELFORD
Hesperia, Calif.
(Hesperia HS)



11
6-0 • 160 • Gr. Guard
BEETLE BOLDEN
Covington, Ky.
(West Virginia/Holmes HS)



12
6-4 • 186 • Fr. Guard
JAYLEN FORBES
Florence, Miss.
(Florence HS)



13
6-1 • 175 • So. Guard
JAHVON QUINERLY
Hackensack, N.J.
(Villanova/Hudson Catholic HS)




15
6-8 • 201 • Jr. Forward
TYLER BARNES
Louisville, Ky.
(St. Xavier HS)



21
6-4 • 183 • So. Guard
BRITTON JOHNSON
Mountain Brook, Ala.
(Mountain Brook HS)



23
6-5 • 184 • Jr. Guard
JOHN PETTY JR.
Huntsville, Ala.
(Mae Jemison HS)




25
6-3 • 185 • Fr. Guard
ADAM COTTRELL
Flowery Branch, Ga.
(Lakeview Academy)




30
6-9 • 240 • Jr. Forward
GALIN SMITH
Clinton, Miss.
(Clinton HS)



33
6-8 • 215 • Jr. Forward
JAMES ROJAS
Jamestown, N.Y.
(Hutchinson CC/Jamestown HS)



34
6-5 • 200 • Fr. Guard
SAM OKAURU
Raleigh, N.C.
(Tilton School)



35
6-9 • 240 • Fr. Forward/
Center
RAYMOND HAWKINS
Oakland, Calif.
(Findlay Prep [Nev.])