



2019-20 AUBURN MEN'S BASKETBALL

SCHEDULE/RESULTS

DATE	OPPONENT	TIME/RESULT
Nov. 5	Georgia Southern (SECN)	W, 83-74
Nov. 8	! vs. Davidson (CBSSN)	W, 76-66
Nov. 12	at South Alabama (ESPN+)	W, 70-69
Nov. 15	% CSUN (SECN)	W, 116-70
Nov. 18	% Colgate (SECN)	W, 91-62
Nov. 25	^ vs. New Mexico (ESPNEWS)	W, 84-59
Nov. 26	^ vs. Richmond (ESPN2)	W, 79-65
Dec. 5	Furman (SECN)	W, 81-78 (OT)
Dec. 14	@ vs. Saint Louis (ESPN2)	W, 67-61
Dec. 19	NC State (ESPN2)	W, 79-73
Dec. 21	Lehigh (SECN)	W, 74-51
Dec. 29	Lipscomb (SECN)	W, 86-59
Jan. 4	* at Mississippi State (SECN)	W, 80-68
Jan. 8	* Vanderbilt (SECN)	W, 83-79
Jan. 11	* Georgia (ESPNEWS)	11:00 am
Jan. 15	* at Alabama (ESPN2)	8:00 pm
Jan. 18	* at Florida (CBS)	12:30 pm
Jan. 22	* South Carolina (ESPN2/U)	6:00 pm
Jan. 25	\$ Iowa State (ESPN2/U)	11:00 am
Jan. 28	* at Ole Miss (ESPN/U)	8:00 pm
Feb. 1	* Kentucky (ESPN)	5:00/7:00 pm
Feb. 4	* at Arkansas (SECN)	6:00 pm
Feb. 8	* LSU (ESPN/2)	11:00 am
Feb. 12	* Alabama (ESPN2)	6:00 pm
Feb. 15	* at Missouri (ESPN2)	5:00 pm
Feb. 19	* at Georgia (ESPN2/U)	6:00 pm
Feb. 22	* Tennessee (CBS)	11:00 am
Feb. 25	* Ole Miss (ESPN/2/SECN)	6:00 pm
Feb. 29	* at Kentucky (CBS)	2:45 pm
Mar. 4	* Texas A&M (ESPN2/U)	6:00 pm
Mar. 7	* at Tennessee (ESPN/2)	11:00 am

All times Central // * - Southeastern Conference Game
 ! - Veterans Classic (Annapolis, Md.)
 % - Legends Classic Campus Games (Auburn, Ala.)
 @ - Mike Slive Invitational (Birmingham, Ala.)
 \$ - Big 12/SEC Challenge (Auburn, Ala.)

MATCHUP



#5/5 Auburn Tigers (14-0, 2-0 SEC)

Head Coach: Bruce Pearl, 25th season (576-217), 6th season at AU (114-72)



Georgia Bulldogs (10-4, 0-1 SEC)

Head Coach: Tom Crean, 20th season (377-256), 2nd season at UGA (21-25)

Date / Time _____ Jan. 11, 2020 / 11:00 am CT
 Site / Venue _____ Auburn, Ala. / Auburn Arena (9,121)
 TV _____ ESPNEWS
 PxP _____ Karl Ravech
 Analyst _____ Jimmy Dykes
 Radio _____ AU Sports Network / 93.9 Tiger FM / TuneIn
 PxP _____ Andy Burcham
 Analyst _____ Sonny Smith

Series History

Overall	AU leads 95-94
In Auburn	AU leads 61-24
In Athens	UGA leads 62-25
Neutral Site	AU leads 9-8
Last Meeting	AU, 78-75 (2/27/19)
Streak	Auburn W4

» Auburn rose to No. 5 in the latest AP poll. It is the first time the Tigers are inside the top five since Jan. 17, 2000. It is also the fifth season the program has been ranked in the top five in its history (1958-59, 1986-87, 1998-99, 1999-2000, 2019-20).

» With its 14-0 start, Auburn has won 26 of its last 27 games dating back to last season. The Tigers ended last season by winning their last four regular season games before winning four games to win its second SEC Tournament title in program history and then won four games in the NCAA Tournament to advance to their first Final Four.

» The Tigers are 26-1 (.963) since Feb. 27 last season. That record is the best in the country, ahead of Liberty (21-2, .913), Gonzaga, Duke and Wichita State (22-3, .880).

» Auburn is one of the final two unbeaten teams left in college basketball (San Diego State). The last time the Tigers were the last team standing was during the 1998-99 season in which Auburn won its first 17 games before falling to No. 7 Kentucky on Jan. 20.

» Following a win vs. Vanderbilt the 2020 senior class picked up win No. 88, which broke the program record for wins by a class previously held by the 2001 seniors (87).

» The 2019-20 Tigers have a chance to be the best defensive team under Coach Pearl at Auburn. The Tigers are allowing only 66.7 points per game. The previous best defensive team under Pearl on The Plains was the 2018-19 team that allowed 68.8 points per game.

» Auburn is averaging 82.1 points per game on offense and allow just 66.7 points per contest on defense. The Tigers have averaged 75 or more points and given up under 70 points just three times in program history: 1958-59, 1964-65, 1998-99.

PROBABLE AUBURN STARTERS





Pos.	No.	Name	Ht.	Wt.	Cl.	Hometown (Last School)	PPG	RPG	APG	Blk	Stl	FG%	FT%
F	3	Danjel Purifoy	6-7	230	Sr.	Centreville, Ala. (Hargrave Military Academy)	9.8	5.1	1.5	6	10	.414	.767
G	5	J'Von McCormick	6-0	185	Sr.	New Orleans, La. (Lee College)	11.8	4.1	5.3	1	16	.405	.500
G	10	Samir Doughty	6-4	195	Sr.	Philadelphia, Pa. (VCU)	15.6	3.9	2.6	4	21	.431	.769
F	23	Isaac Okoro	6-6	225	Fr.	Powder Springs, Ga. (McEachern)	13.6	4.9	1.9	12	13	.577	.672
C	50	Austin Wiley	6-11	260	Sr.	Hoover, Ala. (Calusa Prep)	10.9	9.4	0.6	27	7	.573	.702
G	1	Jamal Johnson	6-4	195	R-So.	Birmingham, Ala. (Memphis)	5.1	1.6	0.6	1	7	.400	.765
C	13	Babatunde Akingbola	6-10	236	Fr.	Ogun, Nigeria (McEachern (Ga.))	0.2	0.4	0.2	4	0	.333	.000
G	22	Allen Flanigan	6-5	200	Fr.	Little Rock, Ark. (Parkview Magnet)	2.9	2.2	0.4	1	1	.419	.200
F	24	Anfernee McLemore	6-7	220	Sr.	Warwick, Ga. (Worth County)	7.4	3.9	0.8	24	11	.507	.640
G	35	Devan Cambridge	6-6	190	Fr.	Nashville, Tenn. (Hillcrest Prep (Ariz.))	3.6	1.9	0.2	5	6	.435	.333

PROBABLE GEORGIA STARTERS

Pos.	No.	Name	Ht.	Wt.	Cl.	Hometown (Last School)	PPG	RPG	APG	Blk	Stl	FG%	FT%
G	0	Donnell Gresham Jr.	6-3	195	Gr.	St. Paul, Minn. (Northeastern)	6.7	5.2	1.9	0	19	.455	.862
G	4	Tyree Crump	6-1	185	Sr.	Bainbridge, Ga. (Bainbridge HS)	8.4	2.6	1.4	1	9	.351	.818
G	5	Anthony Edwards	6-5	225	Fr.	Atlanta, Ga. (Holy Spirit Prep)	18.7	4.9	3.1	8	21	.414	.746
F	10	Toumani Camara	6-8	220	Fr.	Brussels, Belgium (Chaminade-Madonna Prep (Fla.))	5.9	4.5	0.8	9	11	.525	.556
F	20	Rayshaun Hammonds	6-9	235	So.	Norcross, Ga. (Norcross HS)	13.7	8.7	1.5	7	16	.463	.675
G/F	2	Jordan Harris	6-5	195	Sr.	Iron City, Ga. (Seminole County HS)	6.4	2.8	1.2	2	5	.560	.500
F	3	Christian Brown	6-6	215	Fr.	Hopkins, S.C. (Oak Hill Academy (Va.))	4.4	2.1	0.1	4	7	.611	.519
G	14	Tye Fagan	6-3	185	So.	Logtown, Ga. (Upson-Lee HS)	3.9	1.8	0.5	6	6	.561	.778
G	15	Sahvir Wheeler	5-10	180	Fr.	Houston, Texas (Houston Christian School)	8.6	2.6	5.1	0	16	.534	.636

MEDIA SPOT CHART

(probable starters in orange)

	0	TYRELL JONES	<table border="1"> <thead> <tr> <th></th> <th>GP-GS</th> <th>PPG</th> <th>RPG</th> <th>APG</th> <th>FG%</th> <th>FT%</th> </tr> </thead> <tbody> <tr> <td>2019-20</td> <td>8-0</td> <td>0.8</td> <td>1.3</td> <td>0.6</td> <td>.250</td> <td>.667</td> </tr> <tr> <td>Career</td> <td>8-0</td> <td>0.8</td> <td>1.3</td> <td>0.6</td> <td>.250</td> <td>.667</td> </tr> </tbody> </table>		GP-GS	PPG	RPG	APG	FG%	FT%	2019-20	8-0	0.8	1.3	0.6	.250	.667	Career	8-0	0.8	1.3	0.6	.250	.667	FR » G » 6-1 » 170 » Chicago, Ill. » West Oaks Academy • Appeared in 8 games off the bench • Known as dynamic playmaker with smoothest stroke on team • LAST GAME: DNP vs. Vanderbilt	<table border="1"> <thead> <tr> <th>Career-Highs</th> </tr> </thead> <tbody> <tr> <td>Pts _____ 3</td> </tr> <tr> <td>Reb _____ 6</td> </tr> <tr> <td>Ast _____ 3</td> </tr> <tr> <td>Stl _____ 3</td> </tr> <tr> <td>Min _____ 13</td> </tr> </tbody> </table>	Career-Highs	Pts _____ 3	Reb _____ 6	Ast _____ 3	Stl _____ 3	Min _____ 13
	GP-GS	PPG	RPG	APG	FG%	FT%																										
2019-20	8-0	0.8	1.3	0.6	.250	.667																										
Career	8-0	0.8	1.3	0.6	.250	.667																										
Career-Highs																																
Pts _____ 3																																
Reb _____ 6																																
Ast _____ 3																																
Stl _____ 3																																
Min _____ 13																																
	1	JAMAL JOHNSON	<table border="1"> <thead> <tr> <th></th> <th>GP-GS</th> <th>PPG</th> <th>RPG</th> <th>APG</th> <th>FG%</th> <th>FT%</th> </tr> </thead> <tbody> <tr> <td>2019-20</td> <td>14-0</td> <td>5.1</td> <td>1.6</td> <td>0.6</td> <td>.400</td> <td>.765</td> </tr> <tr> <td>Career</td> <td>48-27</td> <td>6.3</td> <td>2.8</td> <td>0.9</td> <td>.360</td> <td>.711</td> </tr> </tbody> </table>		GP-GS	PPG	RPG	APG	FG%	FT%	2019-20	14-0	5.1	1.6	0.6	.400	.765	Career	48-27	6.3	2.8	0.9	.360	.711	SO » G » 6-4 » 195 » Birmingham, Ala. » Memphis • Team's best 3-point shooter at 43% (18-of-42) • 13.1 min are most by any guard off the bench • LAST GAME: 1 ast, 1 blk in 9 min vs. Vanderbilt	<table border="1"> <thead> <tr> <th>Career-Highs</th> </tr> </thead> <tbody> <tr> <td>Pts _____ 18 (3x)</td> </tr> <tr> <td>Reb _____ 8 (2x)</td> </tr> <tr> <td>Ast _____ 3 (3x)</td> </tr> <tr> <td>Stl _____ 2 (8x)</td> </tr> <tr> <td>Min _____ 40</td> </tr> </tbody> </table>	Career-Highs	Pts _____ 18 (3x)	Reb _____ 8 (2x)	Ast _____ 3 (3x)	Stl _____ 2 (8x)	Min _____ 40
	GP-GS	PPG	RPG	APG	FG%	FT%																										
2019-20	14-0	5.1	1.6	0.6	.400	.765																										
Career	48-27	6.3	2.8	0.9	.360	.711																										
Career-Highs																																
Pts _____ 18 (3x)																																
Reb _____ 8 (2x)																																
Ast _____ 3 (3x)																																
Stl _____ 2 (8x)																																
Min _____ 40																																
	2	JAYLIN WILLIAMS	<table border="1"> <thead> <tr> <th></th> <th>GP-GS</th> <th>PPG</th> <th>RPG</th> <th>BPG</th> <th>FG%</th> <th>FT%</th> </tr> </thead> <tbody> <tr> <td>2019-20</td> <td>6-0</td> <td>1.5</td> <td>0.7</td> <td>0.2</td> <td>.500</td> <td>1.000</td> </tr> <tr> <td>Career</td> <td>6-0</td> <td>1.5</td> <td>0.7</td> <td>0.2</td> <td>.500</td> <td>1.000</td> </tr> </tbody> </table>		GP-GS	PPG	RPG	BPG	FG%	FT%	2019-20	6-0	1.5	0.7	0.2	.500	1.000	Career	6-0	1.5	0.7	0.2	.500	1.000	FR » F » 6-7 » 230 » Nahunta, Ga. » Brantley County HS • Appeared in 8 games off the bench • 1st career blk vs. Colgate • LAST GAME: DNP vs. Vanderbilt	<table border="1"> <thead> <tr> <th>Career-Highs</th> </tr> </thead> <tbody> <tr> <td>Pts _____ 5</td> </tr> <tr> <td>Reb _____ 1 (4x)</td> </tr> <tr> <td>Ast _____ -</td> </tr> <tr> <td>Blk _____ 1</td> </tr> <tr> <td>Min _____ 5</td> </tr> </tbody> </table>	Career-Highs	Pts _____ 5	Reb _____ 1 (4x)	Ast _____ -	Blk _____ 1	Min _____ 5
	GP-GS	PPG	RPG	BPG	FG%	FT%																										
2019-20	6-0	1.5	0.7	0.2	.500	1.000																										
Career	6-0	1.5	0.7	0.2	.500	1.000																										
Career-Highs																																
Pts _____ 5																																
Reb _____ 1 (4x)																																
Ast _____ -																																
Blk _____ 1																																
Min _____ 5																																
	3	DANJEL PURIFOY	<table border="1"> <thead> <tr> <th></th> <th>GP-GS</th> <th>PPG</th> <th>RPG</th> <th>APG</th> <th>FG%</th> <th>FT%</th> </tr> </thead> <tbody> <tr> <td>2019-20</td> <td>14-14</td> <td>9.8</td> <td>5.1</td> <td>1.5</td> <td>.414</td> <td>.767</td> </tr> <tr> <td>Career</td> <td>71-40</td> <td>8.1</td> <td>3.7</td> <td>1.3</td> <td>.404</td> <td>.836</td> </tr> </tbody> </table>		GP-GS	PPG	RPG	APG	FG%	FT%	2019-20	14-14	9.8	5.1	1.5	.414	.767	Career	71-40	8.1	3.7	1.3	.404	.836	SR » F » 6-7 » 230 » Centreville, Ala. » Hargrave Military Academy • 13.3 pts, 6.7 reb, 50% FG over last 3 games • Knocked down 22 3s, 2nd-most on team • LAST GAME: 12 pts, 3 reb, 5-9 FG in 30 min vs. Vanderbilt	<table border="1"> <thead> <tr> <th>Career-Highs</th> </tr> </thead> <tbody> <tr> <td>Pts _____ 27 (2x)</td> </tr> <tr> <td>Reb _____ 15</td> </tr> <tr> <td>Ast _____ 9</td> </tr> <tr> <td>Stl _____ 3 (6x)</td> </tr> <tr> <td>Min _____ 39</td> </tr> </tbody> </table>	Career-Highs	Pts _____ 27 (2x)	Reb _____ 15	Ast _____ 9	Stl _____ 3 (6x)	Min _____ 39
	GP-GS	PPG	RPG	APG	FG%	FT%																										
2019-20	14-14	9.8	5.1	1.5	.414	.767																										
Career	71-40	8.1	3.7	1.3	.404	.836																										
Career-Highs																																
Pts _____ 27 (2x)																																
Reb _____ 15																																
Ast _____ 9																																
Stl _____ 3 (6x)																																
Min _____ 39																																
	4	JAVON FRANKLIN	<table border="1"> <thead> <tr> <th></th> <th>GP-GS</th> <th>PPG</th> <th>RPG</th> <th>APG</th> <th>FG%</th> <th>FT%</th> </tr> </thead> <tbody> <tr> <td>2019-20</td> <td>4-0</td> <td>0.0</td> <td>0.0</td> <td>0.0</td> <td>.000</td> <td>.000</td> </tr> <tr> <td>Career</td> <td>4-0</td> <td>0.0</td> <td>0.0</td> <td>0.0</td> <td>.000</td> <td>.000</td> </tr> </tbody> </table>		GP-GS	PPG	RPG	APG	FG%	FT%	2019-20	4-0	0.0	0.0	0.0	.000	.000	Career	4-0	0.0	0.0	0.0	.000	.000	SO » F » 6-7 » 218 » Little Rock, Ark. » Holmes CC • Appeared in 4 games off the bench • Recovering from serious leg injury suffered in final year of JUCO • LAST GAME: DNP vs. Vanderbilt	<table border="1"> <thead> <tr> <th>Career-Highs</th> </tr> </thead> <tbody> <tr> <td>Pts _____ -</td> </tr> <tr> <td>Reb _____ -</td> </tr> <tr> <td>Ast _____ -</td> </tr> <tr> <td>Blk _____ -</td> </tr> <tr> <td>Min _____ 2 (3x)</td> </tr> </tbody> </table>	Career-Highs	Pts _____ -	Reb _____ -	Ast _____ -	Blk _____ -	Min _____ 2 (3x)
	GP-GS	PPG	RPG	APG	FG%	FT%																										
2019-20	4-0	0.0	0.0	0.0	.000	.000																										
Career	4-0	0.0	0.0	0.0	.000	.000																										
Career-Highs																																
Pts _____ -																																
Reb _____ -																																
Ast _____ -																																
Blk _____ -																																
Min _____ 2 (3x)																																
	5	J'VON MCCORMICK	<table border="1"> <thead> <tr> <th></th> <th>GP-GS</th> <th>PPG</th> <th>RPG</th> <th>APG</th> <th>FG%</th> <th>FT%</th> </tr> </thead> <tbody> <tr> <td>2019-20</td> <td>14-14</td> <td>11.9</td> <td>4.1</td> <td>5.3</td> <td>.405</td> <td>.500</td> </tr> <tr> <td>Career</td> <td>53-14</td> <td>6.2</td> <td>1.8</td> <td>2.4</td> <td>.458</td> <td>.554</td> </tr> </tbody> </table>		GP-GS	PPG	RPG	APG	FG%	FT%	2019-20	14-14	11.9	4.1	5.3	.405	.500	Career	53-14	6.2	1.8	2.4	.458	.554	SR » G » 6-0 » 185 » New Orleans, La. » Lee College • 19.0 pts, 3.5 reb, 3.0 ast in SEC play • Leads SEC with 2.47 assist-to-turnover ratio • LAST GAME: 10 pts, 3 reb, 2 ast in 33 min vs. Vanderbilt	<table border="1"> <thead> <tr> <th>Career-Highs</th> </tr> </thead> <tbody> <tr> <td>Pts _____ 28</td> </tr> <tr> <td>Reb _____ 7</td> </tr> <tr> <td>Ast _____ 16</td> </tr> <tr> <td>Stl _____ 3 (5x)</td> </tr> <tr> <td>Min _____ 39</td> </tr> </tbody> </table>	Career-Highs	Pts _____ 28	Reb _____ 7	Ast _____ 16	Stl _____ 3 (5x)	Min _____ 39
	GP-GS	PPG	RPG	APG	FG%	FT%																										
2019-20	14-14	11.9	4.1	5.3	.405	.500																										
Career	53-14	6.2	1.8	2.4	.458	.554																										
Career-Highs																																
Pts _____ 28																																
Reb _____ 7																																
Ast _____ 16																																
Stl _____ 3 (5x)																																
Min _____ 39																																
	10	SAMIR DOUGHTY	<table border="1"> <thead> <tr> <th></th> <th>GP-GS</th> <th>PPG</th> <th>RPG</th> <th>APG</th> <th>FG%</th> <th>FT%</th> </tr> </thead> <tbody> <tr> <td>2019-20</td> <td>14-14</td> <td>15.6</td> <td>3.9</td> <td>2.6</td> <td>.431</td> <td>.769</td> </tr> <tr> <td>Career</td> <td>89-56</td> <td>9.3</td> <td>3.6</td> <td>2.0</td> <td>.431</td> <td>.772</td> </tr> </tbody> </table>		GP-GS	PPG	RPG	APG	FG%	FT%	2019-20	14-14	15.6	3.9	2.6	.431	.769	Career	89-56	9.3	3.6	2.0	.431	.772	SR » G » 6-4 » 195 » Philadelphia, Pa. » VCU • Has 5 20-pt games after entering season with 2 in 75 career games • Taken over as team's #1 option after being #4 or #5 last season • LAST GAME: 6 pts, 2 reb, 2 ast in 34 min vs. Vanderbilt	<table border="1"> <thead> <tr> <th>Career-Highs</th> </tr> </thead> <tbody> <tr> <td>Pts _____ 33</td> </tr> <tr> <td>Reb _____ 10 (2x)</td> </tr> <tr> <td>Ast _____ 10</td> </tr> <tr> <td>Stl _____ 4 (4x)</td> </tr> <tr> <td>Min _____ 42</td> </tr> </tbody> </table>	Career-Highs	Pts _____ 33	Reb _____ 10 (2x)	Ast _____ 10	Stl _____ 4 (4x)	Min _____ 42
	GP-GS	PPG	RPG	APG	FG%	FT%																										
2019-20	14-14	15.6	3.9	2.6	.431	.769																										
Career	89-56	9.3	3.6	2.0	.431	.772																										
Career-Highs																																
Pts _____ 33																																
Reb _____ 10 (2x)																																
Ast _____ 10																																
Stl _____ 4 (4x)																																
Min _____ 42																																
	13	"STRETCH" AKINGBOLA	<table border="1"> <thead> <tr> <th></th> <th>GP-GS</th> <th>PPG</th> <th>RPG</th> <th>BPG</th> <th>FG%</th> <th>FT%</th> </tr> </thead> <tbody> <tr> <td>2019-20</td> <td>9-0</td> <td>0.3</td> <td>0.4</td> <td>0.4</td> <td>.333</td> <td>.000</td> </tr> <tr> <td>Career</td> <td>9-0</td> <td>0.3</td> <td>0.4</td> <td>0.4</td> <td>.333</td> <td>.000</td> </tr> </tbody> </table>		GP-GS	PPG	RPG	BPG	FG%	FT%	2019-20	9-0	0.3	0.4	0.4	.333	.000	Career	9-0	0.3	0.4	0.4	.333	.000	FR » C » 6-10 » 236 » Ogun, Nigeria » McEachern HS • 2 blk in 1st career minute of action at South Alabama • Elite defender and best communicator on the team • LAST GAME: 1 min vs. Vanderbilt	<table border="1"> <thead> <tr> <th>Career-Highs</th> </tr> </thead> <tbody> <tr> <td>Pts _____ 2</td> </tr> <tr> <td>Reb _____ 2</td> </tr> <tr> <td>Ast _____ 1</td> </tr> <tr> <td>Blk _____ 2</td> </tr> <tr> <td>Min _____ 5</td> </tr> </tbody> </table>	Career-Highs	Pts _____ 2	Reb _____ 2	Ast _____ 1	Blk _____ 2	Min _____ 5
	GP-GS	PPG	RPG	BPG	FG%	FT%																										
2019-20	9-0	0.3	0.4	0.4	.333	.000																										
Career	9-0	0.3	0.4	0.4	.333	.000																										
Career-Highs																																
Pts _____ 2																																
Reb _____ 2																																
Ast _____ 1																																
Blk _____ 2																																
Min _____ 5																																
	22	ALLEN FLANIGAN	<table border="1"> <thead> <tr> <th></th> <th>GP-GS</th> <th>PPG</th> <th>RPG</th> <th>APG</th> <th>FG%</th> <th>FT%</th> </tr> </thead> <tbody> <tr> <td>2019-20</td> <td>14-0</td> <td>2.9</td> <td>2.2</td> <td>0.4</td> <td>.419</td> <td>.200</td> </tr> <tr> <td>Career</td> <td>14-0</td> <td>2.9</td> <td>2.2</td> <td>0.4</td> <td>.419</td> <td>.200</td> </tr> </tbody> </table>		GP-GS	PPG	RPG	APG	FG%	FT%	2019-20	14-0	2.9	2.2	0.4	.419	.200	Career	14-0	2.9	2.2	0.4	.419	.200	FR » G » 6-5 » 200 » Little Rock, Ark. » Parkview Magnet HS • Appeared in all 14 games off the bench • Son of assistant coach and former Auburn guard Wes Flanigan • LAST GAME: 3 pts, 3 reb in 17 min vs. Vanderbilt	<table border="1"> <thead> <tr> <th>Career-Highs</th> </tr> </thead> <tbody> <tr> <td>Pts _____ 8</td> </tr> <tr> <td>Reb _____ 5</td> </tr> <tr> <td>Ast _____ 2</td> </tr> <tr> <td>Stl _____ 1</td> </tr> <tr> <td>Min _____ 22</td> </tr> </tbody> </table>	Career-Highs	Pts _____ 8	Reb _____ 5	Ast _____ 2	Stl _____ 1	Min _____ 22
	GP-GS	PPG	RPG	APG	FG%	FT%																										
2019-20	14-0	2.9	2.2	0.4	.419	.200																										
Career	14-0	2.9	2.2	0.4	.419	.200																										
Career-Highs																																
Pts _____ 8																																
Reb _____ 5																																
Ast _____ 2																																
Stl _____ 1																																
Min _____ 22																																
	23	ISAAC OKORO	<table border="1"> <thead> <tr> <th></th> <th>GP-GS</th> <th>PPG</th> <th>RPG</th> <th>APG</th> <th>FG%</th> <th>FT%</th> </tr> </thead> <tbody> <tr> <td>2019-20</td> <td>14-14</td> <td>13.6</td> <td>4.9</td> <td>1.9</td> <td>.573</td> <td>.677</td> </tr> <tr> <td>Career</td> <td>14-14</td> <td>13.6</td> <td>4.9</td> <td>1.9</td> <td>.573</td> <td>.677</td> </tr> </tbody> </table>		GP-GS	PPG	RPG	APG	FG%	FT%	2019-20	14-14	13.6	4.9	1.9	.573	.677	Career	14-14	13.6	4.9	1.9	.573	.677	FR » F » 6-6 » 225 » Powder Springs, Ga » McEachern HS • 58% FG is 7th nationally among freshmen and 3rd overall in SEC • 18.5 pts, 7.0 reb, 61% FG in SEC play • LAST GAME: 23 pts, 6 reb, 10-14 FT in 32 min vs. Vanderbilt	<table border="1"> <thead> <tr> <th>Career-Highs</th> </tr> </thead> <tbody> <tr> <td>Pts _____ 23</td> </tr> <tr> <td>Reb _____ 9</td> </tr> <tr> <td>Ast _____ 6</td> </tr> <tr> <td>Stl _____ 3</td> </tr> <tr> <td>Min _____ 43</td> </tr> </tbody> </table>	Career-Highs	Pts _____ 23	Reb _____ 9	Ast _____ 6	Stl _____ 3	Min _____ 43
	GP-GS	PPG	RPG	APG	FG%	FT%																										
2019-20	14-14	13.6	4.9	1.9	.573	.677																										
Career	14-14	13.6	4.9	1.9	.573	.677																										
Career-Highs																																
Pts _____ 23																																
Reb _____ 9																																
Ast _____ 6																																
Stl _____ 3																																
Min _____ 43																																
	24	ANFERNEE MCLEMORE	<table border="1"> <thead> <tr> <th></th> <th>GP-GS</th> <th>PPG</th> <th>RPG</th> <th>BPG</th> <th>FG%</th> <th>FT%</th> </tr> </thead> <tbody> <tr> <td>2019-20</td> <td>14-0</td> <td>7.4</td> <td>3.9</td> <td>1.7</td> <td>.507</td> <td>.640</td> </tr> <tr> <td>Career</td> <td>113-56</td> <td>6.6</td> <td>4.4</td> <td>1.6</td> <td>.524</td> <td>.646</td> </tr> </tbody> </table>		GP-GS	PPG	RPG	BPG	FG%	FT%	2019-20	14-0	7.4	3.9	1.7	.507	.640	Career	113-56	6.6	4.4	1.6	.524	.646	SR » F » 6-7 » 220 » Warwick, Ga. » Worth County HS • 177 career blk ranks 8th nationally among active players • 36.8% 3-pt in 2nd on the team • LAST GAME: 14 pts, 6-8 FG, 2-3 3-pt in 17 min vs. Vanderbilt	<table border="1"> <thead> <tr> <th>Career-Highs</th> </tr> </thead> <tbody> <tr> <td>Pts _____ 19 (3x)</td> </tr> <tr> <td>Reb _____ 13</td> </tr> <tr> <td>Ast _____ 2 (5x)</td> </tr> <tr> <td>Blk _____ 6 (3x)</td> </tr> <tr> <td>Min _____ 30</td> </tr> </tbody> </table>	Career-Highs	Pts _____ 19 (3x)	Reb _____ 13	Ast _____ 2 (5x)	Blk _____ 6 (3x)	Min _____ 30
	GP-GS	PPG	RPG	BPG	FG%	FT%																										
2019-20	14-0	7.4	3.9	1.7	.507	.640																										
Career	113-56	6.6	4.4	1.6	.524	.646																										
Career-Highs																																
Pts _____ 19 (3x)																																
Reb _____ 13																																
Ast _____ 2 (5x)																																
Blk _____ 6 (3x)																																
Min _____ 30																																
	35	DEVAN CAMBRIDGE	<table border="1"> <thead> <tr> <th></th> <th>GP-GS</th> <th>PPG</th> <th>RPG</th> <th>APG</th> <th>FG%</th> <th>FT%</th> </tr> </thead> <tbody> <tr> <td>2019-20</td> <td>14-0</td> <td>3.6</td> <td>1.9</td> <td>0.2</td> <td>.435</td> <td>.333</td> </tr> <tr> <td>Career</td> <td>14-0</td> <td>3.6</td> <td>1.9</td> <td>0.2</td> <td>.435</td> <td>.333</td> </tr> </tbody> </table>		GP-GS	PPG	RPG	APG	FG%	FT%	2019-20	14-0	3.6	1.9	0.2	.435	.333	Career	14-0	3.6	1.9	0.2	.435	.333	FR » G » 6-6 » 190 » Nashville, Tenn. » Hillcrest Prep • Appeared in all 14 games off the bench • High flyer, team's most exciting dunker • LAST GAME: 2 pts, 4 reb, 1 ast in 9 min vs. Vanderbilt	<table border="1"> <thead> <tr> <th>Career-Highs</th> </tr> </thead> <tbody> <tr> <td>Pts _____ 10</td> </tr> <tr> <td>Reb _____ 4 (3x)</td> </tr> <tr> <td>Ast _____ 1 (3x)</td> </tr> <tr> <td>Stl _____ 2</td> </tr> <tr> <td>Min _____ 16 (3x)</td> </tr> </tbody> </table>	Career-Highs	Pts _____ 10	Reb _____ 4 (3x)	Ast _____ 1 (3x)	Stl _____ 2	Min _____ 16 (3x)
	GP-GS	PPG	RPG	APG	FG%	FT%																										
2019-20	14-0	3.6	1.9	0.2	.435	.333																										
Career	14-0	3.6	1.9	0.2	.435	.333																										
Career-Highs																																
Pts _____ 10																																
Reb _____ 4 (3x)																																
Ast _____ 1 (3x)																																
Stl _____ 2																																
Min _____ 16 (3x)																																
	50	AUSTIN WILEY	<table border="1"> <thead> <tr> <th></th> <th>GP-GS</th> <th>PPG</th> <th>RPG</th> <th>BPG</th> <th>FG%</th> <th>FT%</th> </tr> </thead> <tbody> <tr> <td>2019-20</td> <td>14-14</td> <td>10.9</td> <td>9.4</td> <td>1.9</td> <td>.573</td> <td>.702</td> </tr> <tr> <td>Career</td> <td>66-41</td> <td>8.4</td> <td>5.4</td> <td>1.4</td> <td>.575</td> <td>.578</td> </tr> </tbody> </table>		GP-GS	PPG	RPG	BPG	FG%	FT%	2019-20	14-14	10.9	9.4	1.9	.573	.702	Career	66-41	8.4	5.4	1.4	.575	.578	SR » C » 6-11 » 260 » Hoover, Ala. » Calusa Prep • 12.2 pts, 10.2 reb over last 10 games • 3 double-doubles in last 4 games • LAST GAME: 13 pts, 12 reb, 3 blk, 9-10 FT in 23 min vs. Vanderbilt	<table border="1"> <thead> <tr> <th>Career-Highs</th> </tr> </thead> <tbody> <tr> <td>Pts _____ 25</td> </tr> <tr> <td>Reb _____ 15</td> </tr> <tr> <td>Ast _____ 2</td> </tr> <tr> <td>Blk _____ 5 (3x)</td> </tr> <tr> <td>Min _____ 29</td> </tr> </tbody> </table>	Career-Highs	Pts _____ 25	Reb _____ 15	Ast _____ 2	Blk _____ 5 (3x)	Min _____ 29
	GP-GS	PPG	RPG	BPG	FG%	FT%																										
2019-20	14-14	10.9	9.4	1.9	.573	.702																										
Career	66-41	8.4	5.4	1.4	.575	.578																										
Career-Highs																																
Pts _____ 25																																
Reb _____ 15																																
Ast _____ 2																																
Blk _____ 5 (3x)																																
Min _____ 29																																

2019-20 NUMERICAL ROSTER

No.	Name	Pos.	Ht.	Wt.	Cl.	Hometown (Last School)
0	Tyrell Jones	G	6-1	170	Fr.	Chicago, Ill. (West Oaks Academy)
00	Chandler Leopard	G	6-3	185	Fr.	Athens, Ala. (Athens)
1	Jamal Johnson	G	6-4	195	R-So.	Birmingham, Ala. (Memphis)
2	Jaylin Williams	F	6-7	230	Fr.	Nahunta, Ga. (Brantley County)
3	Danjel Purifoy	F	6-7	230	Sr.	Centreville, Ala. (Hargrave Military Academy)
4	Javon Franklin	F	6-7	218	R-So.	Little Rock, Ark. (Holmes CC)
5	J'Von McCormick	G	6-0	185	Sr.	Katy, Texas (Lee College)
10	Samir Doughty	G	6-4	195	Sr.	Philadelphia, Pa. (VCU)
12	Lior Berman	G	6-4	205	Fr.	Birmingham, Ala. (Mountain Brook)
13	Babatunde Akingbola	C	6-10	236	Fr.	Powder Springs, Ga. (McEachern)
14	Preston Cook	G	6-4	200	So.	Auburn, Ala. (Auburn)
20	Myles Parker	F	6-8	200	So.	Madison, Ala. (Madison Academy)
21	Will Macoy	G	6-4	200	Sr.	Birmingham, Ala. (Vestavia Hills)
22	Allen Flanigan	G/F	6-5	200	Fr.	Little Rock, Ark. (Parkview Magnet)
23	Isaac Okoro	F	6-6	225	Fr.	Powder Springs, Ga. (McEachern)
24	Anfernee McLemore	F	6-7	220	Sr.	Warwick, Ga. (Worth County)
33	Chase Maasdorp	G	6-0	175	So.	Lakewood Ranch, Fla. (The Out-of-Door Academy)
35	Devan Cambridge	G/F	6-6	190	Fr.	Nashville, Tenn. (Hillcrest Prep)
50	Austin Wiley	C	6-11	260	Sr.	Hoover, Ala. (Calusa Prep)
54	Thomas Collier	F	6-9	215	Sr.	Birmingham, Ala. (Briarwood Christian)

Head Coach: Bruce Pearl (6th season)
Assistant Coach: Ira Bowman (2nd season)
Assistant Coach: Wes Flanigan (2nd season)
Assistant Coach: Steven Pearl (6th season)
Director of Operations: Chad Prewett (6th season)
Assistant Director of Operations: Mike Burgomaster (4th season)
Athletic Trainer: Clark Pearson (11th season)
Strength & Conditioning Coach: Damon Davis (11th season)
Director of Player Development: Marquis Daniels (2nd season)
Video Coordinator: Ian Borders (2nd season)

2019-20 ALPHABETICAL ROSTER

No.	Name	Pos.	Ht.	Wt.	Cl.	Hometown (Last School)
13	Babatunde Akingbola	C	6-10	236	Fr.	Powder Springs, Ga. (McEachern)
12	Lior Berman	G	6-4	205	Fr.	Birmingham, Ala. (Mountain Brook)
35	Devan Cambridge	G/F	6-6	190	Fr.	Nashville, Tenn. (Hillcrest Prep)
54	Thomas Collier	F	6-9	215	Sr.	Birmingham, Ala. (Briarwood Christian)
14	Preston Cook	G	6-4	200	So.	Auburn, Ala. (Auburn)
10	Samir Doughty	G	6-4	195	Sr.	Philadelphia, Pa. (VCU)
22	Allen Flanigan	G/F	6-5	200	Fr.	Little Rock, Ark. (Parkview Magnet)
4	Javon Franklin	F	6-7	218	R-So.	Little Rock, Ark. (Holmes CC)
1	Jamal Johnson	G	6-4	195	R-So.	Birmingham, Ala. (Memphis)
0	Tyrell Jones	G	6-1	170	Fr.	Chicago, Ill. (West Oaks Academy)
00	Chandler Leopard	G	6-3	185	Fr.	Athens, Ala. (Athens)
21	Will Macoy	G	6-4	200	Sr.	Birmingham, Ala. (Vestavia Hills)
33	Chase Maasdorp	G	6-0	175	So.	Lakewood Ranch, Fla. (The Out-of-Door Academy)
5	J'Von McCormick	G	6-0	185	Sr.	Katy, Texas (Lee College)
24	Anfernee McLemore	F	6-7	220	Sr.	Warwick, Ga. (Worth County)
23	Isaac Okoro	F	6-6	225	Fr.	Powder Springs, Ga. (McEachern)
20	Myles Parker	F	6-8	200	So.	Madison, Ala. (Madison Academy)
3	Danjel Purifoy	F	6-7	230	Sr.	Centreville, Ala. (Hargrave Military Academy)
50	Austin Wiley	C	6-11	260	Sr.	Hoover, Ala. (Calusa Prep)
2	Jaylin Williams	F	6-7	230	Fr.	Nahunta, Ga. (Brantley County)

ROSTER BY CLASS

Freshmen (8) - Babatunde Akingbola, Lior Berman, Devan Cambridge, Allen Flanigan, Tyrell Jones, Chandler Leopard, Isaac Okoro, Jaylin Williams

Sophomores (5) - Preston Cook, Javon Franklin, Jamal Johnson, Chase Maasdorp, Myles Parker

Juniors (0)

Seniors (7) - Thomas Collier, Samir Doughty, Will Macoy, J'Von McCormick, Anfernee McLemore, Danjel Purifoy, Austin Wiley

PRONUNCIATION GUIDE

BABATUNDE AKINGBOLA
 bah-bah-TOON-day AH-king-boh-luh

LIOR Berman LEE-ohr

SAMIR DOUGHTY SAH-meer DOW-tee

JAVON Franklin JAY-vahn

J'VON McCormick JAY-vahn

ANFERNEE McLemore ANN-fur-knee

ISAAC OKORO oh-CORE-oh

DANJEL PURIFOY DAN-jel PURE-a-foy

QUICK FACTS

UNIVERSITY INFORMATION
 Location _____ Auburn, Ala.
 Founded _____ 1856
 Enrollment _____ 29,776
 Nickname _____ Tigers
 Colors _____ Burnt Orange and Navy Blue
 Conference _____ Southeastern (SEC)

ADMINISTRATION
 Interim President _____ Dr. Jay Gogue
 Director of Athletics _____ Allen Greene
 Athletics Phone _____ 855-282-2010

BASKETBALL STAFF INFORMATION
 Head Coach _____ Bruce Pearl
 Alma Mater _____ Boston College '82
 Career Record _____ 576-217 (.726)
 Seasons _____ 24
 Record at Auburn _____ 114-72 (.613)
 Seasons _____ 5
 Assistant Coach _____ Ira Bowman
 Alma Mater _____ Penn '96
 Assistant Coach _____ Wes Flanigan
 Alma Mater _____ Auburn '97
 Assistant Coach _____ Steven Pearl
 Alma Mater _____ Tennessee '10
 Director of Operations _____ Chad Prewett
 Alma Mater _____ Troy State '94
 Assistant Director of Ops _____ Mike Burgomaster
 Alma Mater _____ Miami '16
 Athletic Trainer _____ Clark Pearson
 Alma Mater _____ Kentucky '96
 Strength & Conditioning Coach _____ Damon Davis
 Alma Mater _____ Western Illinois '03
 Director of Player Development _____ Marquis Daniels
 Alma Mater _____ Auburn '03
 Video Coordinator _____ Ian Borders
 Alma Mater _____ Louisville '07

PROGRAM INFORMATION
 First Year of Basketball _____ 1905-06
 All-Time Record _____ 1366-1190-1 (.534)
 All-Time SEC Record _____ 601-735 (.450)
 SEC Championships _____ 3 (1960, 1999, 2018)
 SEC Tournament Titles _____ 2 (1985, 2019)
 NCAA Tournament Appearances _____ 10
 NCAA Tournament Record _____ 17-10
 All-Americans _____ 13
 All-SEC Selections _____ 93

TEAM INFORMATION
 2018-19 Record _____ 30-10
 SEC Record / Finish _____ 11-7 / 4th
 Home / Away / Neutral _____ 15-2 / 5-6 / 10-2
 Associated Press Final Ranking _____ 14
 USA Today Final Ranking _____ 5
 Letterwinners Returning / Lost _____ 10 / 6
 Starters Returning / Lost _____ 2 / 3
 Newcomers _____ 8

ATHLETICS COMMUNICATIONS
 Associate AD _____ Kirk Sampson
 Associate Director (MBB Contact) _____ Cody Voga
 Cell _____ 334-750-9023
 Email _____ voga@auburn.edu

SOCIAL MEDIA
 @AuburnMBB _____ #WarEagle

BRUCE PEARL

Head Coach
6th year at Auburn • 114-72
25th year overall • 576-217



- 7 National Coach of the Year Awards, 2006 Basketball Times, CBSsportsline, Sporting News National Coach of the Year
- 2006 & 2008 AP SEC Coach of the Year, 2008 SEC Co-Coach of the Year
- 2008 Rupp Cup Co-winner
- Has advanced to postseason play in 20 of 24 years as a head coach
- Set single-season wins records at four different schools (29 at Southern Indiana in 1995; 26 at Wisconsin-Milwaukee in 2005; 31 at Tennessee in 2008; 30 at Auburn in 2019)
- Pearl has achieved a top-5 national ranking at Southern Indiana, Tennessee and Auburn. He has been in the top five in 10 seasons (1994-2001 at Southern Indiana, 2007-08 at Tennessee, 2019-20 at Auburn)
- Bruce Pearl's teams have led their conference in scoring 17 of the 24 years that he has been a head coach. His squads were the SEC's scoring champion in four of his six seasons at Tennessee, averaging 77.4 ppg while allowing 70.5 ppg
- One of 12 coaches to lead three different DI programs to the Sweet 16, joining Rick Barnes, Gene Bartow, John Calipari, Lon Kruger, Frank McGuire, Ralph Miller, Rick Pitino, Bill Self, Tubby Smith, Eddie Sutton and Bruce Weber. Including his stint at DII Southern Indiana, Pearl is one of only three coaches to take four programs (with three at the DI level) to the Sweet 16, joining Lon Kruger and Eddie Sutton
- With the win over Kentucky that sent Auburn to its first Final Four in program history, Pearl notched his 100th win as head coach of the Tigers. He is the first coach in Auburn history to have 100 wins in his first five seasons
- Bruce Pearl is the 11th coach in SEC history to win four conference crowns (overall or division) in a 10-year span. He is on the same list as Adolph Rupp (UK), Babe McCarthy (MSU), Billy Donovan (UF), Dale Brown (LSU), Joe Hall (UK), John Calipari (UK), Nolan Richardson (ARK), Rick Pitino (UK), Rick Stansbury (MSU) and Tubby Smith (UK)
- Auburn sold out of season tickets for the fifth straight time in 2018-19, all under Pearl, to continue the school record streak. Prior to Pearl, the only other time the Tigers sold out of season tickets came was 1999-2000
- Auburn welcomed 138,650 fans inside Auburn Arena for the 2018-19 season. The total is the highest ever recorded in Auburn Arena history
- In 24 full years as a head coach, Bruce Pearl's teams have finished either first or second in conference play 16 times
- At the Division I level, Pearl's teams have topped the 100-point mark 20 times, including a high of 124 in 2009 as well as 121 in the 2007 NCAA Tournament. In his second year as a coach at Southern Indiana the team averaged 101.7 ppg
- In the past three seasons, Auburn has the best non-conference record in the SEC during the regular season at 34-5 (.872), while scheduling regular NCAA Tournament teams in Arizona, Dayton, Duke, Middle Tennessee, Murray State, Oklahoma, Texas Tech, UConn and Xavier

HEAD COACHING RECORD

Year	School	Record	Postseason
1992-93	Southern Indiana	22-7	NCAA Region 3rd Place
1993-94	Southern Indiana	28-4	NCAA Runner-Up
1994-95	Southern Indiana	29-4	NCAA Champions
1995-96	Southern Indiana	25-4	NCAA Sweet 16
1996-97	Southern Indiana	23-5	NCAA First Round
1997-98	Southern Indiana	27-6	NCAA Sweet 16
1998-99	Southern Indiana	26-6	NCAA Sweet 16
1999-00	Southern Indiana	25-6	NCAA Sweet 16
2000-01	Southern Indiana	26-4	NCAA First Round
Total		231-46	
2001-02	Milwaukee	16-13	-
2002-03	Milwaukee	24-8	NCAA First Round
2003-04	Milwaukee	20-11	NIT First Round
2004-05	Milwaukee	26-6	NCAA Sweet 16
Total		86-38	
2005-06	Tennessee	22-8	NCAA Second Round
2006-07	Tennessee	24-11	NCAA Sweet 16
2007-08	Tennessee	31-5	NCAA Sweet 16
2008-09	Tennessee	21-13	NCAA First Round
2009-10	Tennessee	28-9	NCAA Elite Eight
2010-11	Tennessee	19-15	-
Total		145-61	
2014-15	Auburn	15-20	-
2015-16	Auburn	11-20	-
2016-17	Auburn	18-14	-
2017-18	Auburn	26-8	NCAA Second Round
2018-19	Auburn	30-10	NCAA Final Four
2019-20	Auburn	14-0	-
Total		114-72	
Career		576-217	

- His teams have been just as successful off the court as Auburn has had 23 graduates in five years – the most in the SEC. In 2018, Auburn received an Academic Progress Rate Public Recognition Award marking the first time the Tigers have been honored since the award began tracking data in 2004. The NCAA annually honors teams earning multiyear Academic Progress Rates in the top 10 percent of all squads in each sport
- Auburn recently secured its third perfect APR score of 1,000 in mid-May, something that has never been accomplished in program history
- In the past four years, Auburn men's basketball has averaged an APR of 995 (out of 1,000). In the previous four seasons before Pearl and his staff arrived, Auburn's APR average score was 940
- Pearl started AUTLIVE at Auburn in 2015-16 to benefit cancer patients in the fight to beat cancer. AUTLIVE raises the awareness of cancer prevention and detection while t-shirt sales and donations raise money to benefit cancer patients. He initiated the OUTLIVE program in 2009 at Tennessee in recognition of former Vol Chris Lofton, who beat testicular cancer through early diagnosis and treatment and went on to play the entire 2007-08 season while recovering from his battle with the disease
- On Dec. 19, 2019, Children's Harbor in Birmingham, Ala. dedicated their on-site basketball court in honor of the charitable work done by Coach Pearl and the Pearl family over the last six years.
- Bruce Pearl has raised over \$1 million in only five golf tournaments at Auburn. Pearl and his wife, Brandy, have remarkably raised \$770,000 in the last three years benefitting Children's Harbor in Birmingham through the Bruce Pearl For the Children Golf Classic. The mission of Children's Harbor is to help children with serious illness and their families
- The Bruce Pearl Family Foundation in conjunction with L5 Foundation, an organization dedicated to addressing the essential and basic needs of cancer patients, donated \$20,000 to five charities in a ceremony in Knoxville in August 2015
- The Pearl family announced on Feb. 27, 2007, a \$100,000 donation to endow a scholarship in the name of former Tennessee player Dane Bradshaw. The Dane Bradshaw Athletic Scholarship Endowment is awarded to the male or female student-athlete at UT who best epitomizes the characteristics of the 2006-07 senior captain

TOP PERFORMANCES UNDER PEARL AT AUBURN

MOST POINTS TEAM

- 119, vs. Northwestern State (Nov. 27, 2015)
119, vs. Winthrop (Nov. 24, 2017)
- 117, vs. Coastal Carolina (Dec. 15, 2016)
- 116, vs. CSUN (Nov. 15, 2019)**
- 105, vs. Louisiana (Nov. 21, 2014)

MOST POINTS INDIVIDUAL

- 34, Bryce Brown vs. Dayton (Dec. 8, 2018)
- 33, Samir Doughty vs. CSUN (Nov. 15, 2019)**
- 31, Bryce Brown vs. Norfolk State (Nov. 10, 2017)
31, Mustapha Heron vs. Winthrop (Nov. 24, 2017)
31, Jared Harper at UAB (Dec. 15, 2018)

MOST REBOUNDS TEAM

- 66, vs. Mississippi College (Nov. 14, 2018)
- 52, vs. Gardner-Webb (Dec. 6, 2017)
52, vs. CSUN (Nov. 15, 2019)
- 51, vs. Eastern Kentucky (Nov. 17, 2016)
51, at UConn (Dec. 23, 2016)

MOST REBOUNDS INDIVIDUAL

- 19, Cinmeon Bowers at Middle Tennessee (Dec. 12, 2015)
- 18, Cinmeon Bowers vs. Alabama (Jan. 19, 2016)
18, Cinmeon Bowers vs. Ole Miss (Feb. 20, 2016)
- 17, Cinmeon Bowers vs. Milwaukee (Nov. 14, 2014)
17, Cinmeon Bowers vs. Winthrop (Dec. 17, 2014)
17, Cinmeon Bowers vs. Mississippi State (Jan. 21, 2015)
17, Horace Spencer vs. Mississippi College (Nov. 14, 2018)

MOST 3-POINTERS TEAM

- 21, vs. Coastal Carolina (Dec. 15, 2016)
- 18, vs. South Alabama (Nov. 6, 2018)
- 17, vs. Northwestern State (Nov. 27, 2015)
17, vs. Vanderbilt (Feb. 3, 2018)
17, vs. Arkansas (Feb. 20, 2019)
17, vs. North Carolina (Mar. 29, 2019)
17, vs. CSUN (Nov. 15, 2019)

MOST 3-POINTERS INDIVIDUAL

- 9, Bryce Brown at Arkansas (Feb. 17, 2016)
- 8, Kareem Canty at Middle Tennessee (Dec. 12, 2015)
8, Bryce Brown vs. South Carolina (Mar. 3, 2018)
- 7, KT Harrell vs. Coastal Carolina (Dec. 5, 2014)
7, Bryce Brown at Ole Miss (Jan. 9, 2019)
7, Bryce Brown vs. Kansas (Mar. 23, 2019)

MOST FT MADE TEAM

- 31, vs. Arkansas (Feb. 10, 2015)
31, at Arkansas - Feb. 27, 2018)
- 30, at South Carolina (Feb. 17, 2018)
- 29, vs. Georgia (Feb. 24, 2016)
29, vs. Ole Miss (Jan. 9, 2017)

MOST FT MADE INDIVIDUAL

- 15, KT Harrell vs. Georgia (Mar. 3, 2015)
15, Jared Harper at UAB (Dec. 15, 2018)
- 14, Jared Harper vs. Ole Miss (Jan. 7, 2017)
- 12, Desean Murray vs. Ole Miss (Jan. 9, 2018)
12, Jared Harper vs. South Carolina (Mar. 15, 2019)

MOST FT ATTEMPTED TEAM

- 42, vs. Eastern Kentucky (Nov. 17, 2016)
42, vs. Alabama (Jan. 21, 2017)
- 40, vs. Arkansas (Feb. 10, 2015)
40, vs. Alabama (Jan. 19, 2016)
- 39, vs. Milwaukee (Nov. 14, 2014)
39, vs. Georgia (Feb. 24, 2016)
39, vs. Georgia State (Nov. 14, 2016)
39, at South Carolina (Jan. 24, 2017)
39, vs. Florida (Feb. 14, 2017)

MOST FT ATTEMPTED INDIVIDUAL

- 18, Cinmeon Bowers vs. Missouri (Jan. 10, 2015)
18, KT Harrell vs. LSU (Mar. 13, 2015)
18, Austin Wiley vs. Alabama (Jan. 21, 2017)
- 17, Jared Harper vs. Ole Miss (Jan. 7, 2017)
- 16, Cinmeon Bowers vs. LSU (Feb. 2, 2016)
16, Jared Harper at UAB (Dec. 15, 2018)

MOST ASSISTS TEAM

- 27, vs. CSUN (Nov. 15, 2019)**
- 25, vs. Saint Peter's (Nov. 28, 2018)
- 24, vs. South Alabama (Nov. 6, 2018)
- 23, vs. Northwestern State (Nov. 27, 2015)
23, vs. USC Upstate (Nov. 29, 2016)
23, at TCU (Jan. 28, 2017)
23, vs. North Florida (Dec. 29, 2018)

MOST ASSISTS INDIVIDUAL

- 16, J'Von McCormick vs. CSUN (Nov. 15, 2019)**
- 14, Jared Harper vs. Vanderbilt (Feb. 3, 2018)
- 13, Jared Harper vs. South Alabama (Nov. 6, 2018)
- 13, Jared Harper vs. North Carolina (Mar. 29, 2019)
- 10, Kareem Canty vs. Northwestern State (Nov. 27, 2015)
10, Jared Harper vs. Gardner-Webb (Dec. 6, 2017)
10, Jared Harper vs. Murray State (Dec. 22, 2018)
10, Jared Harper vs. North Florida (Dec. 29, 2018)

MOST STEALS TEAM

- 20, vs. North Florida (Dec. 29, 2018)
- 16, vs. Saint Peter's (Nov. 28, 2018)
- 14, vs. Georgia (Jan. 20, 2018)
14, vs. Alabama (Feb. 21, 2018)
14, vs. Mississippi College (Nov. 14, 2018)
14, vs. Florida (Mar. 16, 2019)
14, vs. Tennessee (Mar. 17, 2019)
14, vs. New Mexico (Nov. 25, 2019)

MOST STEALS INDIVIDUAL

- 5, K.C. Ross-Miller vs. Oregon State (Nov. 26, 2014)
5, K.C. Ross-Miller vs. Middle Tennessee (Dec. 29, 2014)
5, Antoine Mason at LSU (Feb. 5, 2015)
5, Malik Dunbar vs. UNC Asheville (Dec. 4, 2018)
5, Chuma Okeke vs. Murray State (Dec. 22, 2018)
5, Chuma Okeke vs. North Florida (Dec. 29, 2018)

MOST BLOCKS TEAM

- 12, at Missouri (Jan. 10, 2017)
12, vs. UNC Asheville (Dec. 4, 2018)
- 11, vs. Boston College (Dec. 12, 2016)
11, vs. CSUN (Nov. 15, 2019)
- 10, vs. Gardner-Webb (Dec. 6, 2017)
10, at Murray St. (Dec. 19, 2017)
10, vs. Cornell (Dec. 30, 2017)

MOST BLOCKS INDIVIDUAL

- 7, Horace Spencer at Arkansas (Feb. 17, 2016)
- 6, Horace Spencer vs. Oklahoma State (Jan. 30, 2016)
6, Horace Spencer vs. Boston College (Dec. 12, 2016)
6, Anfernee McLemore vs. Gardner-Webb (Dec. 6, 2017)
6, Anfernee McLemore at Missouri (Jan. 24, 2018)
6, Anfernee McLemore vs. Lehigh (Dec. 21, 2019)

AUBURN VS. GEORGIA SERIES

» Auburn and Georgia are set for the 190th all-time meeting between the programs. The Bulldogs are the most common opponent in the 114-year history of Auburn basketball. The Tigers hold a slight edge in the series at 95-94.

» Auburn has won the last four vs. Georgia. The Tigers are in search of a fifth consecutive win over the Bulldogs for the first time since winning 12 straight between Jan. 17, 1976 and Feb. 27, 1980. The Tigers have won 12 of the last 15 duels in Auburn and hold a 61-24 mark at home all-time.

» Head coach Bruce Pearl is 16-7 against Georgia as a head coach, including a 6-4 mark at Auburn, 10-2 at Tennessee and 0-1 at Milwaukee.

PLUCKED FROM THE PEACH STATE

» Auburn has four players from the state of Georgia on its roster in Babatunde Akingbola, Anfernee McLemore, Isaac Okoro and Jaylin Williams.

» In total, the Tigers have signed 10 players from the Peach State under Coach Pearl.

» According to ESPN.com's rankings, Auburn has signed five top-100 players from the state of Georgia in Sharife Cooper (19), Isaac Okoro (40), Chuma Okeke (50), Davion Mitchell (63) and Jared Harper (96).

ABOUT THAT NO. 5 RANKING

» Auburn earned its first top-5 ranking since Jan. 17, 2000 with the latest AP poll putting the Tigers at No. 5. It is just the fifth season the program has been ranked in the top five in its history (1958-59, 1986-87, 1998-99, 1999-2000, 2019-20).

» Coach Pearl is no stranger to being ranked inside the top five. His teams have achieved the benchmark in 10 of his 25 seasons as a head coach. Pearl and Southern Indiana were ranked in the top five every season from 1994-2001 reaching as high as No. 1 in 1995 and between 1997-99. Pearl's 2007 Tennessee team also reached No. 1.

PLAYER TO WATCH: ISAAC OKORO

Tabbed as the No. 2 player out of Georgia, Isaac Okoro has established himself as one of the best freshmen in the country. With Auburn's 14-0 start to the season, the Powder Springs, Ga. native hasn't lost a game in nearly two years after leading McEachern High School to a 32-0 record his senior season. Okoro's last loss was to Norcross High School in the Elite Eight on Feb. 8, 2018.



A CLASS ABOVE THE REST

» The 2019-20 senior class made history with a win vs. Vanderbilt. The class amassed its 88th win, setting a program record for most victories in a 4-year period at Auburn all-time.

Most Wins in a 4-Year Period

Seasons	Wins
2016-17 to 2019-20	88
1997-98 to 2000-01	87
2015-16 to 2018-19	85
1996-97 to 1999-2000	85
1998-99 to 2001-02	83

BEST STARTS TO A SEASON

» Coming off a run to the Final Four, the Tigers have won 26 of their last 27 games and are 14-0 to begin the 2019-20. Below is a list of the best starts to a season in program history.

Season	Record	First Loss
1927-28	14-0	Feb. 10 vs. Ole Miss
1958-59	19-0	Feb. 21 at #3 Kentucky
1998-99	17-0	Jan. 20 at #7 Kentucky
2019-20	14-0	?

» In the three previous seasons that Auburn has started 14-0, the Tigers have combined for a final record of 69-8 record, which includes three 20-win seasons. The 1998-99 team, which won the SEC regular season title, had the previous single-season wins record before the 2018-19 team that advanced to the Final Four won 30 games.

» Including this season, head coach Bruce Pearl has recorded two 14-0 starts in his career, but the 2019-20 season is the first of his tenure as a Division I head coach. He accomplished the feat in 2000-01 (16-0) while at Southern Indiana.

» Auburn is one of only two remaining teams that are undefeated, joining San Diego State. Auburn was the last remaining unbeaten during the 1998-99 season. The Tigers started 17-0 before falling to No. 7 Kentucky on Jan. 20.

TALE OF THE TAPE



Scoring Offense	82.1	80.0
Scoring Defense	66.7	73.4
Scoring Margin	+15.4	+6.6
FG Pct.	.461	.466
FG Pct. Defense	.403	.429
3-pt. FG Pct.	.318	.305
3-pt. FG Pct. Defense	.305	.330
FT Pct.	.665	.665
Rebounds Per Game	42.0	41.6
Opp. Rebounds Per Game	35.0	37.1
Rebound Margin	+7.0	+4.4
Assists Per Game	14.3	15.6
Turnovers Per Game	12.9	15.5
Opp. Turnovers Per Game	14.6	15.1
Turnover Margin	+1.6	-0.4
Assist/Turnover Ratio	1.1	1.0
Steals Per Game	6.9	8.2
Blocks Per Game	6.2	3.9

LAST 15 VS. GEORGIA

Date	H/A/N	Result
Feb. 5, 2011	A	L, 81-72 (OT)
Mar. 10, 2011	N	L, 69-51
Feb. 1, 2012	H	W, 59-51
Jan. 30, 2013	A	L, 57-49
Feb. 1, 2014	H	W, 74-67
Feb. 14, 2015	A	W, 69-68
Mar. 7, 2015	H	L, 64-61
Feb. 6, 2016	A	L, 65-55
Feb. 24, 2016	H	W, 84-81
Dec. 29, 2016	H	L, 96-84
Mar. 1, 2017	A	L, 79-78
Jan. 20, 2018	H	W, 79-65
Feb. 10, 2018	A	W, 78-61
Jan. 12, 2019	H	W, 93-78
Feb. 27, 2019	A	W, 78-75

All Games at Auburn: Auburn leads 61-24
 All Games at Auburn Arena: Auburn leads 5-2
 All Games at BEMC: Auburn leads 22-11
 All Games at Georgia: Georgia leads 62-25
 All Games at Stegeman Col.: Georgia leads 28-14
 Bruce Pearl vs. Georgia: 16-7
 Tom Crean vs. Auburn: 0-2
 All Games at Neutral Sites: Auburn leads 9-8
 SEC Tournament Games: Georgia leads 5-3
 Current Series Streak: 4 by Auburn
 Longest Auburn Streak: 13 ('48-'49/'53-'54)
 Longest Georgia Streak: 9 ('10-'11/'16-'17)

TOTAL +/-

	Last Game	Season	Avg.
#0 Jones	DNP	-1	-0.1
#1 Johnson	+1	+45	+3.2
#2 Williams	DNP	-9	-1.5
#3 Purifoy	+4	+161	+11.5
#4 Franklin	DNP	-10	-2.5
#5 McCormick	+0	+202	+14.4
#10 Doughty	+8	+213	+15.2
#13 Akingbola	-1	-3	-0.3
#22 Flanigan	-1	+54	+3.9
#23 Okoro	+3	+152	+10.9
#24 McLemore	+2	+77	+5.5
#35 Cambridge	+2	+73	+5.2
#50 Wiley	+2	+155	+11.1

RACKING UP THE WINS

» Auburn has produced win streaks of at least 10 games 10 times, including 2019-20. Below are the largest win streaks in program history.

Streak	Began	Ended
30	Jan. 22, 1958	Feb. 21, 1959
17	Nov. 13, 1998	Jan. 20, 1999
15	Jan. 30, 1960	Jan. 7, 1961
14	First 14 games of 1927-28	15th game
14	Dec. 1, 1999	Jan. 22, 2000
14	Nov. 10, 2017	Jan. 17, 2018
14	First 14 games of 2019-20*	
12	Feb. 27, 2019	April 6, 2019
11	Third game of 1926-27	Feb. of 1927
10	Jan. 20, 1962	Feb. 26, 1962

» Auburn, which won 14 straight during the 2017-18 season, 12 straight leading into last season's Final Four and currently has won 13 straight games, has won at least 12 straight games in three straight seasons for the first time in program history. There have only been two other times in school history where Auburn has won at least 10 straight games in consecutive seasons.

» The Tigers won the last 11 games of the 1957-58 season and the first 19 games of the 1958-59 season and they won the first 17 games in 1998-99 and won 14 straight during the 1999-2000 season. The 30-game winning streak from 1958-1959 is still the longest in program history.

» Auburn is one of just three programs in the country to boast three separate 12-game winning streaks over the last three seasons, along with Michigan State and Virginia.

STREAKING IN THE SEC

» Auburn has won 11 straight over SEC opponents, all during its run of winning 26 of its last 27 games. The streak began when the Tigers won 78-75 at Georgia to begin their 12-game overall winning streak last year.

HOME COOKIN'

» Auburn is currently riding an 11-game home winning streak inside Auburn Arena. It is the third home winning streak of at least 10 games since the final home game of the 2016-17 season. There had only been six home winning streaks of at least 10 games in program history prior to that.

Streak	Began	Ended
36	Jan. 26, 1957	Jan. 7, 1961
30	Mar. 11, 1998	Mar. 1, 2000
17	3rd game of 1926	15th game of 1927
15	Feb. 27, 1974	Jan. 10, 1976
13	Mar. 4, 2017	Feb. 7, 2018
12	Feb. 14, 2018	Jan. 19, 2019
11	Feb. 20, 2019	?
10	Jan. 7, 1963	Feb. 3, 1964
10	Mar. 2, 2011	Jan. 11, 2012

BEST IN THE COUNTRY SINCE FEB. 27, 2019

» Auburn touts the best record in the nation since Feb. 27, 2019. Since losing at Kentucky, the Tigers are 25-1, which includes runs to the SEC Tournament championship and the Final Four. In that timeframe, Auburn has defeated #3 North Carolina, #5 Tennessee, #7 Kentucky, #8 Tennessee and #17 Kansas. Below are the records of teams from Feb. 27, 2019 until now.

Team	'18-19	'19-20	Total
Auburn	12-1	14-0	26-1 (.963)
Liberty	5-1	16-1	21-2 (.913)
Wichita State	9-2	13-1	22-3 (.880)
Gonzaga	6-2	16-1	22-3 (.880)
Duke	8-2	14-1	22-3 (.880)
San Diego State	3-3	16-0	19-3 (.864)
Oregon	10-1	12-3	22-4 (.846)
Virginia	11-1	11-3	22-4 (.846)
Florida State	7-2	14-2	21-4 (.840)
Arkansas	4-2	12-2	16-4 (.800)

(as of games completed Jan. 8)

GETTING NETTY

» Auburn appeared at No. 7 in the NCAA's first release of the NET this season. It previously tied for the highest rating achieved by the Tigers, matching the NET on Dec. 8, 2018. Auburn has since achieved its highest NET ranking at No. 5 on Dec. 30. The Tigers currently stand at No. 6.

» Auburn has appeared in the top 25 of the NET every day since Jan. 29 of last season. The NET are the only team in the SEC to be inside the top 25 in every NET ranking since Jan. 29, including this season.

» The Tigers ended the season last year at No. 13 following their run to the Final Four.

SOLID OFFENSE, BETTER DEFENSE

» Auburn has been solid on offense, scoring 82.1 points per game this season. But, what has made a huge difference has been the attention to detail on the defensive end as the Tigers have allowed only 66.7 points per game. That mark is the lowest under head coach Bruce Pearl.

» Listed below are seasons that the Tigers have scored over 75 points per game, while also holding opponents to fewer than 70 points per game.

Year	AU	Opp
1958-59	77.3	59.9
1964-65	75.1	67.4
1998-99	81.2	61.6
2019-20	82.1	66.7

KENPOM.COM CORNER

Adjusted Efficiency Margin

Value	SEC	NCAA
+20.15	1st	16th

Adjusted Offensive Efficiency

Points scored per 100 possessions

Value	SEC	NCAA
110.7	2nd	16th

Adjusted Defensive Efficiency

Points allowed per 100 possessions

Value	SEC	NCAA
90.6	4th	33rd

TOP OF THE PACK

» Auburn has fared well the past three-plus seasons in the non-conference slate. The Tigers lead the SEC in both wins and winning percentage in non-league regular-season games over the last three-plus seasons. Auburn is the only SEC team that has won at least 10 regular-season non-conference games in each of the last four seasons. The Tigers' 35 non-conference regular-season wins over the last three seasons are a school record for the most non-conference wins over a 3-year span, which was previously set from 1998-2000 and 2016-18.

Team	'16-17	'17-18	'18-19	'19-20	Total
Auburn	11-2	12-1	11-2	12-0	46-5
Miss. State	9-3	12-1	12-1	9-3	42-8
Arkansas	11-2	11-2	9-4	11-1	42-9
Kentucky	10-3	11-2	11-2	9-3	41-10
Tennessee	8-5	10-2	12-1	8-4	38-12
Georgia	9-4	9-3	9-4	9-3	36-14
LSU	8-4	9-3	10-3	8-4	35-14
Florida	10-3	9-4	8-5	8-4	35-16
Ole Miss	9-4	7-6	10-3	9-3	35-16
Alabama	7-5	9-4	9-4	7-5	33-17
Texas A&M	8-4	11-2	7-5	6-5	32-16
Missouri	5-7	10-3	9-3	8-4	32-17
S. Carolina	10-3	9-4	5-8	8-5	32-20
Vanderbilt	7-6	6-7	9-4	8-4	30-21

(as of games completed Jan. 1)

CLASS OF THE SEC: MOST GRADUATES SINCE 2014

When it comes to graduating players, nobody in the SEC has done it better than head coach Bruce Pearl and Auburn. Since 2014, the Tigers have had 23 student-athletes walk across the graduation stage and earn their degrees, which is the highest number in the SEC. Current senior Anfernee McLemore already has his degree in hand as he pursues a master's during the 2019-20 season.



» The Tigers have earned wins vs. notable opponents in Arizona, Dayton (twice), Davidson, Middle Tennessee, Murray State (twice), NC State, Oklahoma, TCU, Texas Tech, UConn (twice), Washington and Xavier (twice).

MAKE ROOM IN THE TROPHY CASE

» Since the 2017-18 season, Auburn has won four trophies: 2018 SEC regular season title, 2019 SEC Tournament crown, 2019 NCAA Midwest Regional championship and the 2019 Legends Classic title.

» The Tigers lead the SEC in trophies in the last two-plus seasons. As a whole, the league has amassed 11 trophies through league championships, conference tournament championships, NCAA regional championships and in-season tournament championships. Auburn has four and Kentucky has three, while Florida, LSU, Tennessee and Texas A&M have all won one.

SAME OFFENSE, NEW FOCUS?

» While orchestrating one of the most exciting offenses in college basketball, the Tigers have had a minor switch in philosophy to adjust to its new personnel. Auburn has attacked the basket at a higher rate and gotten better looks at the hoop. Here's where Auburn stands in its first 13 games from 2018-19 and 2019-20.

	2018-19	2019-20
PPG	83.9	82.1
FG-FGA	418-923	394-855
FG%	45.3%	46.1%
3FG-3FGA	150-429	115-362
3FG%	35.0%	31.8%
3FG Per Gm	10.7	8.2
FT-FTA	188-282	246-370

THE CHARITY STRIPE

» Despite only shooting 66.5 percent from the free-throw line this season, Auburn has made 20 more free throws than its opponents have attempted (246-226).

» The Tigers have made more free throws than their opponents have attempted in seven games this season and made more free throws than their opponents in all 13 games in 2019-20.

GAMEDAY EXPERIENCE: AUBURN ARENA

Built at a cost of \$86 million, Auburn Arena seats 9,121 fans for basketball games. Auburn Arena replaced the old Beard-Eaves Memorial Coliseum as the home of Tiger basketball for the 2010-11 season. The furthest seat in Auburn Arena is just 43 feet away from the court. Two-thirds of the seats are less than 27 feet in elevation from courtside offering a home environment that is unrivaled.



EVERYBODY EATS

» In nine of Auburn's 14 games to begin the season, at least four players have scored in double figures. In total, seven different players have reached the 10-point plateau so far this season.

» During the 2018-19 season, the Tigers had four players score in double figures 19 times.

ICE OKORO

» After hitting the game-winning shot at South Alabama with 2.9 seconds left, Isaac Okoro earned the nickname "Ice."

» Okoro ranks second on the team in scoring (13.6) and field goal percentage (.577) and third in steals (13) and blocks (12).

» In that same game at South Alabama, he became the only Auburn player in the last 15 years with a stat line of 15 points, six rebounds, six assists, two steals and two blocks in a game.

» The Powder Springs, Ga. native scored in figures in the first six games of his career, becoming just the second freshman since 1990 to accomplish the feat and the first since Mustapha Heron in 2016. The previous record holder was All-American Wesley Person, who did it in his first 14 games. Heron holds the overall mark at 25 straight games to begin his career.

» All-American and NBA All-Star Mike Mitchell scored in double figures 24 times as a freshman in 25 games in 1974-75. All-SEC Eddie Johnson scored in double figures in 24 of 26 games as a freshman in 1973-74.

» Okoro was named SEC Freshman of the Week after Nov. 18 as well as Dec. 9. He is the fourth freshman in program history to earn the weekly recognition twice in a season, joining Jared Harper (2016-17), Aaron Swinson (1991-92) and Wesley Person (1990-91).

» He is one of just four players in the country to have their high school jersey retired, joining Joe Quintana (LMU), Reggie Perry (Mississippi State) and Landers Nolley II (Virginia Tech).

AWARD CASE

Samir Doughty

Legends Classic All-Tournament Team

J'Von McCormick

Mike Slive Invitational MVP
SEC Player of the Week (Jan. 6)

Isaac Okoro

SEC Freshman of the Week (Nov. 18)
SEC Freshman of the Week (Dec. 9)

Austin Wiley

Preseason All-SEC Second Team (Coaches)
Top 20 Breakout Players (Rothstein)
Legends Classic MVP
Legends Classic All-Tournament Team
SEC Player of the Week (Dec. 2)

WE'VE GOT J'VON

» While replacing Jared Harper's name in the popular song "We've Got Jared" to "We've Got J'Von" is easy, the replacement of Jared on the court was going to be a challenge heading into the 2019-20 season.

» McCormick has stepped in and already made a huge impact. The senior is leads the SEC with a 2.46 assist-to-turnover ratio and is fourth in the league with 5.3 assists per game, highlighted by a single-game program record of 16 vs. CSUN.

» The previous record of 15 was held by Eddie Johnson vs. LSU on Jan. 3, 1976. Former floor general Jared Harper was next in line with 14 assists vs. Vanderbilt on Feb. 3, 2018.

» McCormick's 16 assists are tied for the ninth-most in SEC single-game history and are the most by any player in the league since Phil Pressley (Missouri) had 19 dimes in 2013.

» The New Orleans, La. native was recently named the SEC Player of the Week after scoring 28 points in a win at Mississippi State. It was the most points by an Auburn player in a road SEC win since since KT Harrell dropped 28 at LSU Feb. 5, 2015.

» McCormick is averaging 19.0 points, 3.5 rebounds and 3.0 assists per game in SEC play.

LEAVE NO DOUGHT(Y)

» After being a secondary scoring option last season, Samir Doughty has asserted himself as the top option in 2019-20. He's averaging a team-best 15.6 points per game on 43 percent shooting from the floor. Last season, Doughty had an average of 7.3 points per game.

» In Auburn's win at South Alabama, Doughty scored 10 points and tied a career-high with 10 rebounds. It was his second career double-double and first as a member of the Auburn Tigers. The Philadelphia, Pa. native had 10 points and 10 assists against Saint Joe's while suiting up for VCU on Feb. 14, 2017. Doughty's 10 rebounds matched his output vs. Dayton on Dec. 8, 2018.

» Doughty followed up that performance with a career-high 33 points on 10-of-15 from the floor, including 6-of-8 from deep, in the Tigers' 116-70 triumph over CSUN. He also chimed in with eight boards and three assists.

» In Auburn's win vs. Colgate, Doughty had a team-best 20 points on 7-of-13 shooting. In that game, Doughty produced a crossover, step-back 3-pointer that sent his defender flying and earned him the No. 1 spot on the Sportscenter Top 10 for Nov. 18.

» The senior was named to the Legends Classic All-Tournament Team after scoring 19 points against New Mexico and 22 vs. Richmond, both team-highs.

» Doughty has five 20-point games in the first 12 games this season after the senior entered the season with just two 20-point efforts in 75 career games.

THE BIG MAN IS HUNGRY

» Austin Wiley is as healthy as he's ever been and it's showing. He was named the SEC Player of the Week on Dec. 2 - the first in his career - after averaging 16 points and 10.5 rebounds per game en route to being named the MVP at the Legends Classic. He became the fourth center in program history to earn the weekly award, joining Mamadou N'diaye (1999), Aaron Swinson (1994) and Jeff Moore (1987).

» Wiley has been a man on a mission the last 11 games, averaging averaging 12.1 points and 10.1 boards per contest. In that span the senior has amassed six double-doubles, scoring in double figures in 10 games and pulling down at least eight rebounds 10 times.

» Where Wiley has shown the most progress is at the charity stripe. Coming into the season as a 52.5 percent free throw shooter, the senior is 59-of-84 from the charity stripe (70.2 percent). Wiley has made 25 of his last 30 free throws (83.3 percent).

AUBURN ARENA SELLOUTS

» Auburn posted its first sellout of the season vs. NC State and then did it again vs. Lehigh, Lipscomb and Vanderbilt to bring its total to 32 in Auburn Arena history. It is just the second time the Tigers have posted four straight sellouts in Auburn Arena history, joining the 4-game stretch in SEC play during the 2018 season between Jan. 9 and Feb. 3.

» Of the 32 sellouts, 27 have come in the six seasons under head coach Bruce Pearl. Thirteen of the last 18 SEC games at Auburn Arena have been sold out.

RETURN TO SENDER

» After setting a program record with 190 blocks last season, the Tigers have had four of its program's top-11 single-season block totals during Bruce Pearl's five seasons on the Plains, including three of the top four in the last three seasons.

» A big key to that has been the brick wall of Anfernee McLemore, who is inside the top five in program history in career blocks.

All-Time Blocks Leaders (Auburn)

1.	Kyle Davis	2000-04	360
2.	Mamadou N'diaye	1996-2000	241
3.	Anfernee McLemore	2016-P	177
4.	Horace Spencer	2015-19	170
5.	Korvotney Barber	2005-09	155
6.	Charles Barkley	1981-84	145
7.	Chris Morris	1984-88	141
8.	Pat Burke	1993-97	133
9.	Asaunh Dixon-Tatum	2012-14	108
10.	Kenny Gabriel	2009-12	105

» McLemore also ranks highly in the country in career active blocks leaders.

Active Career Blocks Leaders

1.	Mike Watkins	Penn St.	249
2.	Josh Nebo	Texas A&M	248
3.	Hayden Koval	Central Ark.	235
4.	James Dickey	UNCG	203
5.	Osasumwen Osaghae	FIU	197
6.	Nathan Knight	William & Mary	191
7.	Matt Haarms	Purdue	182
8.	Anfernee McLemore	Auburn	177
9.	Luke Knapke	Toledo	175
10.	James Banks III	Georgia Tech	174

RPI IMPROVEMENT

» In the four seasons before 2014-15, the Tigers held an average final RPI of 202. Since that point, Auburn has averaged a final RPI of 80.8. Here are the final RPI/NET rankings in the last nine seasons.

2010-11	253	
2011-12	145	
2012-13	250	
2013-14	160	
2014-15	132	(Under Coach Pearl)
2015-16	160	(Under Coach Pearl)
2016-17	82	(Under Coach Pearl)
2017-18	16	(Under Coach Pearl)
2018-19	14	(Under Coach Pearl)

PEARL RISING IN SEC RECORD BOOK

» Through his tenures as head coach at two SEC schools - Auburn and Tennessee - Bruce Pearl has won a ton of games. Below is where he stands in the SEC coaching ranks all-time.

By Victories (SEC Schools Only)

12.	Ray Mears	UT	278
	Roy Skinner	VU	278
14.	Wimp Sanderson	UA	265
	John Mauer	UK/UT/UF	265
16.	Hank Crisp	UA	264
17.	Bruce Pearl	AU/UT	260
18.	Nolan Richardson	AR	249

SEC Regular Season Games

15.	Joel Eaves	AU	124
16.	Rick Stansbury	MS	122
17.	Hank Crisp	UA	112
18.	Don DeVoe	UT/UF	110
19.	Nolan Richardson	AR	109
20.	Bob Polk	VU	107
	Bruce Pearl	AU/UT	107

TAKING AWAY OPTION A

Auburn has put an increased emphasis on taking out the opposition's top scorer heading into the matchup. Listed below are the top scorers Auburn has faced as well as how it fared this season.

Opp.	Player	AVG	PTS	FG-A	TO
GSU	Jackson	14.8*	6	2-6	2
Davidson	Grady	17.3*	6	2-10	4
So. Ala.	Ajayi	21.5	15	6-10	2
CSUN	Gomez	22.0	23	8-23	1
Colgate	Ivanaukas	14.3	12	6-17	3
UNM	Lyle	19.8	2	1-10	3
Richmond	Francis	18.6	7	3-14	3
Furman	Lyons	14.8	11	4-15	2
Saint Louis	Goodwin	15.4	15	7-17	4
NC State	Bryce	15.9	21	7-15	2
Lehigh	Cohen	13.9	18	7-20	5
Lipscomb	Johnson	15.2	17	5-13	3
Miss. St.	Carter	15.4	4	1-11	1
Vanderbilt	Nesmith	23.4	18	7-14	1
Totals	14 players	17.3	12.5	66-205	2.4
*2018-19 avg.			(175)	(.322)	(33)

THE GREATEST SEASON EVER

» The Tigers reached the Final Four for the first time in program history. Auburn is the first program from the state of Alabama to reach the Final Four.

» Auburn became the only team to defeat Kansas, Kentucky and North Carolina - the three winningest programs in NCAA history - in consecutive games in NCAA Tournament history.

» The Tigers won four games in four days to capture their second SEC Tournament title (1985) all-time.

» Auburn set a program record with 30 wins in the 2018-19 season.

» Auburn broke the SEC record with 454 3-pointers as a team. The record was held previously by the 1995 Arkansas team with 361. The Tigers finished only 10 3-pointers away from matching the NCAA record of 464 currently held by the 2018 Villanova squad.

» The Tigers won four straight games over AP Top-10 teams for the first time in program history following wins against No. 5 and No. 8 Tennessee, No. 3 North Carolina and No. 7 Kentucky. Auburn won five straight over top-25 opponents for the first time ever during its historic March run, which including triumphs over No. 5 and No. 8 Tennessee, No. 17 Kansas, No. 3 North Carolina and No. 7 Kentucky.

» The Tigers made their 10th NCAA Tournament appearance in program history and first in back-to-back seasons since 1999-2000. Auburn is 16-10 all-time in NCAA Tournament play.

PEARL WINS HIS 100TH GAME AT AUBURN

» Auburn's win over Kentucky in the Elite Eight was Bruce Pearl's 100th win in his 17th game as Auburn's head coach. Pearl is the first head coach in Auburn history to win 100 games in his first five seasons. This includes a 5-3 mark in the NCAA Tournament as Pearl matches Cliff Ellis (5-3) for the second-most NCAA Tournament wins by a head coach in Auburn history. Pearl and Ellis only trail Sonny Smith, who led the Tigers to a 7-5 record in five straight NCAA Tournament appearances from 1984-88.

» With a win at Vanderbilt on Feb. 16, Coach Pearl picked up his 100th SEC win. Pearl became the 23rd coach in conference history to amass 100 victories and just the fifth to accomplish the feat while coaching two schools.

» The other coaches to have 100 SEC wins while leading two programs include C.M. Newton (195, Alabama and Vanderbilt), Tubby Smith (139, Georgia and Kentucky), Don DeVoe (110, Tennessee and Florida) and John Mauer (103, Tennessee and Florida).

» Coach Pearl is one of just two active coaches to tally 100 conference wins in the league, joining Kentucky head coach John Calipari.

LET IT FLY

» As Coach Pearl has said, "As long as the 3 is worth more than the 2, we'll continue to take them." Below are all the games Auburn has hit at least 15 3-pointers as a team.

All-Time Games with 15+ 3-pointers

3s	Opponent	Date
21	Coastal Carolina	Dec. 15, 2016
18	South Alabama	Nov. 6, 2018
18	Temple	Nov. 19, 2004
17	CSUN	Nov. 15, 2019
17	North Carolina	March 29, 2019
17	Arkansas	Feb. 20, 2019
17	Vanderbilt	Feb. 3, 2018
17	Northwestern State	Nov. 27, 2015
16	LSU	Feb. 9, 2019
16	Missouri	Jan. 30, 2019
15	Tennessee	March 17, 2019
15	Saint Peter's	Nov. 28, 2018
15	Alabama	Feb. 4, 2017
15	Arkansas	Feb. 17, 2016
15	Nicholls State	Nov. 24, 2004
15	Arkansas	Jan. 6, 1996
15	West Florida	Dec. 12, 1994

OKORO ON DRAFT BOARDS

» In the latest 2020 NBA Mock Draft on ESPN.com, freshman Isaac Okoro was projected to be picked 15th.

» "He is one of the most gifted athletes in this class. He has a shredded, 225-pound frame that makes it impossible to dislodge him on straight line drives. He also has outstanding feet getting over the top of screens or mirroring opponents in one-on-one situations. His 6-foot-10 wingspan should allow him to see time guarding power forwards in smaller lineups, but he's at his best right now smothering point guards. Seven games into the season, there's little doubt that Okoro has established himself as one of the best defenders in college basketball." - Jonathan Givony

NEW BLOODS VS. BLUE BLOODS

	'17-18	'18-19	'19-20	Overall	Trophies	Conf. Titles	Tourn. Titles	vs. AU
Auburn	26-8	30-10	14-0	70-18	4	1	1	-
Kentucky	26-11	30-7	11-3	67-21	3	0	1	2-2
Kansas	31-8	26-10	12-2	69-20	5	1	1	0-1
North Carolina	26-11	29-7	8-7	61-27	1	1	0	0-1
Duke	29-8	32-6	14-1	75-15	3	0	1	1-0
Michigan State	30-5	32-7	12-3	74-15	6	2	1	0-0

Trophies, titles and vs. AU since 2017-18

EARLY BRACKETOLOGY

» Auburn is currently projected as a No. 1 seed in the South Regional by Sporting News' Mike DeCourcy. The Tigers are a No. 2 seed in the Midwest Regional and No. 5 seed overall by ESPN.com's Joe Lunardi.

HIGH-QUALITY OPPONENTS

» Auburn has played seven opponents picked to finish in the top three of its league. The Tigers were the only team in the SEC to play seven top-3 projected finishers in their first eight games of the season.

» Auburn played Georgia Southern (third), Davidson (second), South Alabama (first), CSUN (third), Colgate (first) New Mexico (third) and Furman (third).

» The Tigers tout the 16th-best strength of schedule according to the NET.

THE SCHEDULE

» Auburn has put together another top-25 schedule to get the Tigers ready for the second half of the season. Auburn has won more games than any team in the SEC ranked in the KenPom top 100, including away from home.

Team	Top-100 Wins	Away From Home
Auburn	7	5
Kentucky	5	2
Florida	4	3
LSU	4	2
Alabama	4	1
Tennessee	3	3
Georgia	3	1
Missouri	2	2
South Carolina	2	2
Arkansas	2	1
Mississippi State	2	1
Texas A&M	2	0
Ole Miss	1	1
Vanderbilt	1	0

(as of games completed Jan. 9)

FAST STARTS

» Auburn has put an emphasis on starting fast out of the gate. Below are the biggest runs to begin a game this season.

Team	Run	Time Elapsed
Davidson	12-2	4:57
CSUN	11-0	2:32
Colgate	15-2	3:27

TIGERS PERFECT VS. NON-CON AT HOME

» Auburn has posted a 28-0 home record against non-conference opponents over the last three-plus seasons, including an 8-0 mark last season, 7-0 in 2017-18 and 6-0 in 2016-17.

» During Bruce Pearl's five years as Auburn's head coach, the Tigers have posted a 39-3 (.929) mark against non-conference opponents at Auburn Arena.

WILEY PICKED PRESEASON ALL-SEC

» Austin Wiley was chosen Preseason Second Team All-SEC by the league's coaches. He was one of 20 players chosen to the annual list.

» In 29 games last season, Wiley averaged 6.9 points and 4.0 rebounds per game to go along with 37 blocks. The senior shot a team-best 57 percent from the floor and scored in double figures eight times.

WHAT'S RETURNING?

» Auburn returns just two starters from last season's Final Four and SEC Tournament championship winning team in Samir Doughty and Anfernee McLemore.

» The Tigers return just 32 percent of their 3,188 points from a season ago. Auburn lost five of its top eight scorers, including its top three from last year's team.

ROSTER NUGGETS

» Auburn boasts a unique roster heading into the 2019-20 season. The Tigers have seven seniors, zero juniors, five sophomores and eight freshmen.

» Auburn's eight newcomers is tied with Florida for second-most in the SEC behind Georgia's 10. It is the second-most newcomers Bruce Pearl has had at Auburn, trailing only 10 in 2016-17.

» Auburn has 10 players who are 6-foot-6 or taller, which is the most Coach Pearl has had at Auburn and tied for the most he's ever had (10 in 2010-11 at Tennessee).

» Auburn is one of just two programs to have two sets of father-son combinations on its roster: Head coach Bruce Pearl and assistant coach Steven Pearl, as well as assistant coach Wes Flanigan and freshman Allen Flanigan. Utah's combinations include head coach Larry Krystkowiak and freshman Luc Krystkowiak, as well as director of operations Chris Jones and freshman Rylan Jones.

AS GOOD AS IT HAS EVER BEEN

» Auburn finished the 2018-19 season 30-10 after making the first Final Four appearance in program history, breaking the 1998-99 Tigers' program record of 29 victories. Auburn has compiled a 56-18 (.757) record over the last two seasons, including a 24-12 (.667) mark in the SEC. The Tigers went 26-8 and claimed the third regular-season SEC championship (1960, 1999 and 2018) in program history with a 13-5 conference record last season before advancing to the second round of the NCAA Tournament.

» This is the third time in program history that the Tigers have won 20-plus games in at least two straight seasons. It is the first time Auburn has strung together back-to-back seasons with 25-plus wins and the Tigers' set a new program record with its 30th win of the season in the Elite Eight against Kentucky. Auburn, Kentucky and Tennessee are the only three SEC teams that have won at least 26 games in each of the last two seasons. Auburn won 18 games two years ago and currently has won 74 games in the last three seasons, which is a program record for wins in a three-year stretch. The Tigers won 71 games from the 1998-99 season to the 2000-01 season.

2017-18: 26 overall wins
2018-19: 30 overall wins

1998-99: 29 overall wins
1999-2000: 24 overall wins

1983-84: 20 overall wins
1984-85: 22 overall wins
1985-86: 22 overall wins

Most Wins in a Two-Year Period Seasons	Wins
2017-18 & 2018-19	56
1998-99 & 1999-2000	53

Most Wins in a Three-Year Period Seasons	Wins
2016-17 to 2018-19	74
1998-99 to 2000-01	71
1997-98 to 1999-00	69
1983-84 to 1985-86	64
1984-85 to 1986-87	62
1996-97 to 1998-99	61

Most Wins in Program History			
Year	Record	Year	Record
2018-19	30-10	1999-2000	24-10
1998-99	29-4	2002-03	22-12
2017-18	26-8	1985-86	22-11
2008-09	24-12	1984-85	22-12

PRESEASON 2019-20 SEC POLL

» Heading into the 2019-20 season, Auburn was picked to finish fourth in the preseason Southeastern Conference poll. The predicted fourth-place finish is the third-highest projection for the Tigers in the annual poll since 2000. Auburn was chosen to finish third in the 2003-04 and 2018-19 polls.

1. Kentucky
2. Florida
3. LSU
4. Auburn
5. Tennessee
6. Alabama
7. Mississippi State
8. Ole Miss
9. Georgia
10. South Carolina
11. Arkansas
12. Texas A&M
13. Missouri
14. Vanderbilt

AUBURN MEN'S BASKETBALL TEAM DAY

» Following the Tigers' run to the Final Four, April 24, 2019 was declared "Auburn University Men's Basketball Team Day" in a proclamation by Alabama Governor Kay Ivey.

» Governor Ivey: "This team said, 'Why not us?' And for the first time in the history of Auburn men's basketball, this team went to the Final Four. And on the court and off the court, these team members brought dignity and determination to everything they did. They did it with class."

MEET THE FUTURE

Following the greatest season in Auburn basketball history that included a run to the Final Four and a Southeastern Conference Tournament title, head coach Bruce Pearl and Tigers signed three elite players during the 2019-20 early signing period.

"We signed three great kids who have all worked extremely hard to try to separate themselves from the competition - Justin Powell as an elite shooter, Sharife Cooper as a unique and special playmaker and scorer, and Chris Moore as a powerful, versatile mismatch."
- Head Coach Bruce Pearl

2020 Class

Name	Pos.	Ht.	Hometown
Sharife Cooper	G	6-0	Powder Springs, GA
Chris Moore	F	6-6	Goshen, KY
Justin Powell	G	6-5	West Memphis, AR

- Consensus top-15 class: #9 (ESPN), #12 (247 Sports), #14 (Rivals)
- 3rd top-10 class signed in the early signing period all-time
- Auburn, Kentucky and LSU are the only 3 in the SEC to sign top-25 classes 5 times in the past 6 years

Sharife Cooper
G, 6-0, 160

ESPN: 5 star, #17 overall, #2 PG, #2 in GA
Rivals: 5 star, #16 overall, #4 in GA
247 Sports: 5 star, #19 overall, #2 PG, #2 in GA

- Highest rated signee in program history
- 2018-19 USA Today National Player of the Year
- Led McEachern HS to 32-0 record and a state title his junior year
- Took part in 2019 USA Basketball Men's Junior National Team July minicamp
- 28.6 points, 8.7 assists, 6.0 rebounds and 4.1 steals per game as a junior

Chris Moore
F, 6-6, 220

ESPN: 3 star, #5 in AR
Rivals: 4 star, #101 overall, #4 in AR
247 Sports: 3 star, #126 overall, #4 in AR

- 17.2 points, 13.0 rebounds, 4.9 assists, 1.5 blocks 63% FG as a junior
- Led West Memphis HS to state semifinals
- 17.7 points, 6.1 rebounds, 1.3 assists, 1.1 blocks per game for Woodz Elite in Nike EYBL Circuit
- Led Woodz Elite to No. 1 national ranking

Justin Powell
G, 6-5, 180

ESPN: 4 star, #82 overall, #1 in KY
Rivals: 3 star
247 Sports: 3 star, #153 overall, #2 in KY

- Wasn't ranked in September last year due to injury, rose all the way to #82 in 14 months
- 13.2 points per game with Indy Heat
- 50% FG, 55% 3-pt in Nike EYBL Circuit
- Last player signed out of KY was Daymeon Fishback

STAT RANKINGS (AS OF 1/5)

	Value	SEC	NCAA
Winning Pct.	1.00	1st	1st
Scoring Offense	82.1	2nd	11th
Scoring Defense	66.7	9th	126th
Scoring Margin	+15.4	1st	13th
Field Goal Pct.	.461	15th	78th
Field Goal Pct. Def.	.403	9th	93rd
3-pt. FG Per Game	8.2	3rd	89th
3-pt. FG Pct.	.318	8th	242nd
3-pt. FG Pct. Def.	.305	8th	79th
Free Throw Pct.	.665	13th	282nd
Free Throw Made	246	2nd	35th
Free Throws Att.	370	1st	13th
Rebounds	42.0	1st	7th
Rebound Margin	+7.0	2nd	33rd
Off. Rebounds	13.8	1st	11th
Def. Rebounds	28.2	3rd	47th
Assists	14.3	6th	122nd
Assist/Turnover	1.10	4th	95th
Turnover Margin	+1.6	4th	107th
Turnovers Forced	14.6	6th	138th
Blocks	6.2	1st	10th
Steals	6.9	7th	150th

INDIVIDUAL

Assists Per Game

J'Von McCormick 5.3 4th 48th

Assist-Turnover Ratio

J'Von McCormick 2.47 1st 39th

Blocks Per Game

Austin Wiley 1.9 4th 51st

Anfernee McLemore 1.7 7th 61st

Defensive Rebounds Per Game

Austin Wiley 6.4 1st 54th

Double-Doubles

Austin Wiley 6 3rd 33rd

Field Goal Percentage

Isaac Okoro .577 3rd 43rd

Free Throws Attempts

Austin Wiley 84 2nd 63rd

Samir Doughty 78 4th 96th

Free Throws Made

Samir Doughty 60 4th 83rd

Austin Wiley 59 5th 89th

Offensive Rebounds Per Game

Austin Wiley 3.0 4th 61st

Points Per Game

Samir Doughty 15.6 11th 189th

Rebounds Per Game

Austin Wiley 9.2 2nd 41st

Total Assists

J'Von McCormick 74 4th 65th

Total Blocks

Austin Wiley 27 4th 54th

Anfernee McLemore 24 7th 72nd

Total Rebounds

Austin Wiley 131 2nd 69th

WINS/LOSSES

Category	Wins	Losses
Scoring Offense	82.1	-
Scoring Defense	66.7	-
Scoring Margin	+15.4	-
Field Goal Pct.	.461	-
Field Goal Pct. Def.	.403	-
3-pt. FG Per Game	8.2	-
3-pt. FG Pct.	.318	-
3-pt. FG Pct. Def.	.305	-
Free Throw Pct.	.665	-
Free Throws Made	176	-
Opp. Free Throws Made	111	-
Rebounds	42.0	-
Rebound Margin	+7.0	-
Off. Rebounds	13.8	-
Def. Rebounds	28.2	-
Assists	14.3	-
Assist/Turnover	1.1	-
Turnover Margin	+1.6	-
Turnovers Forced	14.6	-
Steals	6.9	-
Blocks	6.2	-

CURRENT STREAKS

Overall	Won 14
vs. Unranked	Won 23
vs. Ranked	Lost 1
Home	Won 11
vs. SEC	Won 4
vs. Non-SEC	Won 28
vs. Ranked	Won 1
vs. Unranked	Won 10
Road	Won 4
vs. SEC	Won 3
vs. Non-SEC	Won 1
vs. Ranked	Lost 3
vs. Unranked	Won 4
Neutral	Won 4
vs. Ranked	Lost 1
vs. Unranked	Won 11

CONSECUTIVE GAMES WITH A 3-POINTER

CONSECUTIVE GAMES WITH 10+ POINTS

Austin Wiley	5
Isaac Okoro	3
Danjel Purifoy	3
J'Von McCormick	2

AUBURN IN THE RANKINGS

Date	AP	Coaches	NET
Preseason	24	23	-
Nov. 11	22	23	-
Nov. 18	19	18	-
Nov. 25	18	17	-
Dec. 2	14	13	-
Dec. 9	12	10	-
Dec. 16	12	9	7
Dec. 23	8	8	8
Dec. 30	8	7	5
Jan. 6	5	5	6

AP POLL

Rank	School	Record	Points
1	Gonzaga (54)	16-1	1,607
2	Duke (9)	13-1	1,545
3	Kansas (2)	11-2	1,513
4	Baylor	11-1	1,386
5	Auburn	13-0	1,317
6	Butler	14-1	1,181
7	San Diego State	15-0	1,130
8	Michigan State	12-3	1,129
9	Oregon	12-3	1,075
10	Florida State	13-2	966
11	Ohio State	11-3	924
12	Maryland	12-2	863
13	Louisville	11-3	844
14	* Kentucky	10-3	811
15	Dayton	13-2	614
16	Villanova	10-3	604
17	West Virginia	11-2	599
18	Virginia	11-2	556
19	Michigan	10-4	502
20	Penn State	12-2	456
21	Memphis	12-2	455
22	Texas Tech	10-3	287
23	Wichita State	13-1	252
24	Arizona	11-3	184
25	Colorado	12-3	81

Others receiving votes: Iowa 63, Seton Hall 48, *Arkansas 38, Marquette 25, Xavier 18, Wisconsin 17, Houston 8, Creighton 6, Washington 6, VCU 5, Saint Mary's 3, Northern Iowa 2, Liberty 2, Purdue 1, Stephen F. Austin 1, BYU 1

* - Auburn opponent

USA TODAY COACHES POLL

Rank	School	Record	Points
1	Gonzaga (27)	16-1	788
2	Duke (4)	13-1	764
3	Kansas (1)	11-2	739
4	Baylor	11-1	670
5	Auburn	13-0	626
6	Butler	14-1	598
7	San Diego State	15-0	552
8	Michigan State	12-3	518
9	Oregon	12-3	506
10	Florida State	13-2	456
11	Louisville	11-3	436
12	Ohio State	11-3	435
13	* Kentucky	10-3	425
14	Maryland	12-2	407
15	Dayton	13-2	370
16	Villanova	10-3	317
17	West Virginia	11-2	276
18	Virginia	11-2	271
19	Michigan	10-4	231
20	Penn State	12-2	205
21	Texas Tech	10-3	179
22	Memphis	12-2	145
23	Wichita State	13-1	127
24	Arizona	11-3	115
25	Seton Hall	10-4	53

Others receiving votes: Colorado 46, Iowa 43, Marquette 22, Xavier 20, *Arkansas 16, Houston 15, Creighton 8, Washington 6, Wisconsin 5, *Florida 5, Purdue 2, *LSU 2, *Georgia 1

* - Auburn opponent

AUBURN'S RECORD

Overall	14-0
Home	8-0
Away	2-0
Neutral	4-0
Conference	2-0
Home	1-0
Away	1-0
Non-Conference	12-0
Home	7-0
Away	1-0
Neutral	4-0
Overtime	1-0
Ranked opponents	0-0
Unranked opponents	14-0
Wearing white uniforms	8-0
Wearing navy uniforms	3-0
Wearing orange uniforms	3-0
Leading at half	12-0
Trailing at half	2-0
Tied at half	0-0
Leading with 5:00 remaining in second half	12-0
Trailing with 5:00 remaining in second half	2-0
Tied with 5:00 remaining in second half	0-0
Has more rebounds than opponent	9-0
Has fewer rebounds than opponent	5-0
Same rebounds as opponent	0-0
Commits more turnovers than opponent	4-0
Causes more turnovers than opponent	9-0
Same turnovers as opponent	1-0
Has more FT attempts than opponent	14-0
Has fewer FT attempts than opponent	0-0
Same FT attempts as opponent	0-0
Shoots 40% or better from field	13-0
Shoots less than 40% from field	1-0
Opponent shoots 40% or better from field	8-0
Opponent shoots less than 40% from field	6-0
Shoots better than opponent	12-0
Opponent shoots better	2-0
Same FG percentage	0-0
Bench outscores opponent's bench	7-0
Opponent's bench outscores Auburn bench	7-0
Same points off the bench	0-0
Auburn scores 100 or more	1-0
Auburn scores between 90-99	1-0
Auburn scores between 80-89	6-0
Auburn scores between 70-79	5-0
Auburn scores between 60-69	1-0
Auburn scores less than 60	0-0
Opponent scores 100 or more	0-0
Opponent scores between 90-99	0-0
Opponent scores between 80-89	0-0
Opponent scores between 70-79	5-0
Opponent scores between 60-69	6-0
Opponent scores less than 60	3-0
On Sunday	1-0
On Monday	2-0
On Tuesday	3-0
On Wednesday	1-0
On Thursday	2-0
On Friday	2-0
On Saturday	3-0
In November	6-0
In December	6-0
In January	2-0
In February	0-0
In March	0-0
In April	0-0
Five-plus players score in double-figures	5-0
Four players score in double figures	4-0
Three players score in double figures	3-0
Two players score in double figures	2-0
One player scores in double figures	0-0

MISCELLANEOUS STATISTICS

Largest margin of victory	46, vs. CSUN (11/15/19)
Smallest margin of victory	1, at South Alabama (11/12/19)
Largest margin of defeat	-
Smallest margin of defeat	-
Biggest rebound margin	+20, vs. Furman (12/5/19)
Biggest rebound deficit	-6, vs. Saint Louis (12/14/19)
Average margin of victory/defeat	+15.4/-0.0
Largest halftime lead	32, vs. Colgate (11/18/19)
Largest halftime lead blown	-
Largest halftime deficit	8, vs. Furman (12/5/19)
Largest halftime deficit overcome to win	8, vs. Furman (12/5/19)
Largest overall lead	50, vs. CSUN (2H) (11/15/19)
Largest overall lead blown	-
Largest overall deficit	14, vs. Furman (2H) (12/5/19)
Largest deficit overcome to win	14, vs. Furman (2H) (12/5/19)

TEAM EXTREMES

Most points scored	116, vs. CSUN (11/15/19)
Fewest points scored	67, vs. Saint Louis (12/14/19)
Most rebounds	52, vs. CSUN (11/15/19)
Fewest rebounds	36, at South Alabama (11/12/19)
Most assists	27, vs. CSUN (11/15/19)
Fewest assists	9, at Mississippi State (1/4/20)
Most turnovers	21, vs. Georgia Southern (11/5/19)
Fewest turnovers	7, vs. Saint Louis (12/14/19)
Most steals	14, vs. New Mexico (11/25/19)
Fewest steals	2, vs. Vanderbilt (1/8/20)
Most blocks	11, vs. CSUN (11/15/19)
Fewest blocks	2, vs. Georgia Southern (11/5/19)
Best shooting percentage	.568 (42-74), vs. CSUN (11/15/19)
Worst shooting percentage	.355 (22-62), vs. Saint Louis (12/14/19)
Best 3-pt. percentage	.486 (17-35), vs. CSUN (11/15/19)
Worst 3-pt. percentage	.160 (4-25), vs. Furman (12/5/19)
Best FT percentage	.938 (15-16), vs. CSUN (11/15/19)
Worst FT percentage	.400 (8-20), vs. New Mexico (11/25/19)
Most points (1st half)	66, vs. CSUN (11/15/19)
Fewest points (1st half)	27, vs. Lehigh (12/21/19)
Most points (2nd half)	51, at Mississippi State (1/4/20)
Fewest points (2nd half)	32, at South Alabama (11/12/19)
Most points (OT)	15, vs. Furman (12/5/19)
Fewest points (OT)	15, vs. Furman (12/5/19)

STARTING LINEUPS

Record when starting lineup is:

Doughty, McCormick, Okoro, Purifoy, Wiley _____ 14-0

Record when starts (Career):

Samir Doughty	14-0 (33-8)
J'Von McCormick	14-0 (14-0)
Isaac Okoro	14-0 (14-0)
Danjel Purifoy	14-0 (27-12)
Austin Wiley	14-0 (28-12)
Anfernee McLemore	0-0 (25-9)

AUBURN INDIVIDUAL GAME HIGHS

Points	33, Samir Doughty vs. CSUN (11/15/19)
	24, Samir Doughty vs. NC State (12/19/19)
Field Goals Made	10, Samir Doughty vs. CSUN (11/15/19)
	8, Isaac Okoro vs. CSUN (11/15/19)
Field Goal Att.	16, Samir Doughty vs. Richmond (11/26/19)
	15, Samir Doughty vs. CSUN (11/15/19)
FG Pct.	1.000 (4-4), Austin Wiley vs. NC State (12/19/19)
3-Point FG Made	6, Samir Doughty vs. CSUN (11/15/19)
	5, Samir Doughty vs. New Mexico (11/25/19)
3-Point FG Att.	9, Samir Doughty vs. Colgate (11/18/19)
	9, Samir Doughty vs. New Mexico (11/25/19)
	9, Danjel Purifoy vs. New Mexico (11/25/19)
3-Pt FG Pct.	.800 (4-5), Jamal Johnson at South Alabama (11/12/19)
Free Throws Made	10, Isaac Okoro vs. Vanderbilt (1/8/20)
	9, Samir Doughty vs. NC State (12/19/19)
	9, Austin Wiley vs. Vanderbilt (1/8/20)
Free Throw Att.	12, Samir Doughty vs. NC State (12/19/19)
	11, Austin Wiley vs. Richmond (11/26/19)
FT Pct.	1.000 (7-7), Samir Doughty vs. CSUN (11/15/19)
	1.000 (8-8), Austin Wiley vs. Lehigh (12/21/19)
Rebounds	15, Austin Wiley vs. Lehigh (12/21/19)
	13, Austin Wiley vs. New Mexico (11/25/19)
	12, Austin Wiley vs. Furman (12/5/19)
	12, Austin Wiley vs. Vanderbilt (1/8/20)
Assists	16, J'Von McCormick vs. CSUN (11/15/19)
	8, J'Von McCormick vs. Colgate (11/18/19)
Steals	4, Samir Doughty vs. Georgia Southern (11/5/19)
	4, Samir Doughty vs. NC State (12/19/19)
Blocked Shots	6, Anfernee McLemore vs. Lehigh (12/21/19)
	4, Anfernee McLemore vs. CSUN (11/15/19)
Turnovers	6, Samir Doughty vs. Furman (12/5/19)
	6, Isaac Okoro vs. Furman (12/5/19)
Fouls	5 (3x), last Anfernee McLemore vs. Furman (12/5/19)
Minutes	43, Isaac Okoro vs. Furman (12/5/19)
	42, Samir Doughty vs. Furman (12/5/19)
	39, J'Von McCormick vs. Furman (12/5/19)

OPPONENT INDIVIDUAL GAME HIGHS

Points	27, Saben Lee vs. Vanderbilt (1/8/20)
	23, Andre Fox at South Alabama (11/12/19)
	23, Terrell Gomez vs. CSUN (11/15/19)
Field Goals Made	10, Saben Lee vs. Vanderbilt (1/8/20)
Field Goal Att.	23, Terrell Gomez vs. CSUN (11/15/19)
FG Pct.	.750 (3-4), David-Lee Jones Jr. vs. Georgia Southern (11/5/19)
	.750 (3-4), Jimmy Bell Jr. vs. Saint Louis (12/14/19)
3-Point FG Made	5, Luke Frampton vs. Davidson (11/8/19)
	5, Terrell Gomez vs. CSUN (11/15/19)
3-Point FG Att.	11, Terrell Gomez vs. CSUN (11/15/19)
3-Pt FG Pct.	1.000, Saben Lee vs. Vanderbilt (1/8/20)
Free Throws Made	7, Carter Collins vs. Davidson (11/8/19)
Free Throw Att.	10, Markell Johnson vs. NC State (12/19/19)
FT Pct.	1.000 (6-6), Elijah McCadden vs. Georgia Southern (11/5/19)
Rebounds	12, Jordan Goodwin vs. Saint Louis (12/14/19)
	11, Hasahn French vs. Saint Louis (12/14/19)
	11, C.J. Bryce vs. NC State (12/19/19)
Assists	10, Markell Johnson vs. NC State (12/19/19)
Steals	4, Carter Collins vs. Davidson (11/8/19)
	4, JJ Caldwell vs. New Mexico (11/25/19)
	4, Clay Mounce vs. Furman (12/5/19)
Blocked Shots	3, James Karnik vs. Lehigh (12/21/19)
Turnovers	6, Zane Martin vs. New Mexico (11/25/19)
Fouls	5 (10x), last Dylan Disu vs. Vanderbilt (1/8/20)
Minutes	42, Alex Hunter vs. Furman (12/5/19)

THE LAST TIME - TEAM

Defeated a ranked team at home	vs. #5 Tennessee (3/9/19)
Defeated a ranked team on the road	at #23 Tennessee (1/2/18)
Defeated a ranked team at a neutral site	vs. #7 Kentucky (3/31/19)
Defeated a top-10 team at home	vs. #5 Tennessee (3/9/19)
Defeated a top-10 team on the road	at #8 Arkansas (1/23/93)
Defeated a top-10 team at a neutral site	vs. #7 Kentucky (3/31/19)
Won in overtime	vs. Furman, 81-78 (OT) (12/5/19)
Lost in overtime	vs. Missouri (SECT), 86-83 (OT) (3/8/17)
Won in double overtime	vs. Xavier, 89-88 (2OT) (12/20/14)
Lost in double overtime	at Arkansas, 88-80 (2OT) (1/16/13)
Played back-to-back overtime games	vs. Ole Miss, W 69-68 (2OT) (1/14/12)
	at LSU, L 65-58 (OT) (1/17/12)
Played at least three overtimes	vs. Georgia (SECT) (4OT) (3/1/19)
Shot 70% for a half	74.1% (20-27) vs. Arkansas-Pine Bluff (12/30/13)
Shot 70% for a half (SEC)	72.7% (16-22) at Ole Miss (2/22/03)
Shot 60% for a game	61.8% (42-68) vs. Winthrop (11/24/17)
Shot 60% for a game (SEC)	61.1% (33-54) at Arkansas (2/17/16)
Shot less than 30% for game	25.8% (17-66) vs. Clemson (3/18/18)
Shot 100% from the FT line	100% (6-6) vs. Long Beach State (12/23/11)
Shot 60% from 3-point line	65.4% (17-26) vs. Vanderbilt (2/3/18)
Shot less than 30% in half	26.9% (7-26) at Kentucky (2nd) (2/23/19)
Shot less than 20% in half	18.2% (6-33) vs. Clemson (1st) (3/18/18)
Shot less than 10% in a half	8.3% (2-24) vs. LSU (1st) (1/8/11)
Attempted 50 free throws	52 vs. Vanderbilt (2/6/54)
Attempted 40 free throws	42 vs. Alabama (1/21/17)
Attempted 30 free throws in half	30 vs. Georgia (2nd) (2/24/16)
Made 30 free throws	31 at Arkansas (2/27/18)
Made 30 free throws (SEC)	31 at Arkansas (2/27/18)
Made at least 10 3-point field goals	12 vs. Lipscomb (12/29/19)
Failed to make 3-point field goal	vs. Kentucky (0-15) (1/19/13)
Had at least 50 rebounds	52 vs. CSUN (11/15/19)
Had less than 20 rebounds	17 vs. Florida (3/16/19)
Had 25 assists	27 vs. CSUN (11/15/19)
Had at least 15 steals	20 vs. North Florida (12/29/18)
Had at least 10 blocks	11 vs. CSUN (11/15/19)
Had at least 15 blocks	17 vs. Nicholls State (11/25/11)
Had at least 25 lead changes	27 at Arkansas (1/16/13)
Scored 50 points in a half	53 vs. Colgate (1st) (11/18/19)
Scored 50 points in a half (SEC)	50 at Georgia (1st) (2/27/19)
Scored 60 points in a half	66 (1st) vs. CSUN (11/15/19)
Scored 60 points in a half (SEC)	64 at Tennessee (2/15/06)
Scored 70 points in a half	72 vs. Northwestern State (2nd) (11/27/15)
Scored 100 points	116 vs. CSUN (11/15/19)
Scored 100 points (SEC)	102 vs. Alabama (2/13/99)
Scored under 20 points in 1st half	19 vs. Clemson (3/18/18)
Scored under 20 points in 2nd half	14 vs. Tulsa (11/24/14)
Scored under 10 points in a half	6 vs. LSU (1st) (1/8/11)
Scored 35 or under points in a game	35 vs. Tulsa (11/24/14)
Scored under 50 points in game	45 at Tennessee (2/9/16)
Scored under 50 points in game (SEC)	45 at Tennessee (2/9/16)

THE LAST TIME - INDIVIDUAL

Scored at least 30 points	Samir Doughty (33) vs. CSUN (11/15/19)
Scored at least 35 points	Toney Douglas (38) vs. Nicholls State (11/24/04)
Scored at least 40 points	Wesley Person (44) vs. UAB (12/16/93)
Had two players with at least 20 points	Bryce Brown (34) and Jared Harper (20) vs. Dayton (12/8/18)
Had three players with at least 20 points	KT Harrell (24), Tahj Shamsid-Deen (21) & Cinmeon Bowers (20) vs. Louisiana (11/21/14)
Had two players with 25 points	Bryce Brown (26) and Jared Harper (25) vs. Xavier (OT) (11/19/18)
Had two players with 25 points (SEC)	Chris Denson (30) & KT Harrell (26) vs. Mississippi State (2/14/14)
Scored 20 points in a half	Samir Doughty (22, 1st) vs. CSUN (11/15/19)
Scored 20 points in 1st half	Bryce Brown (20) at Texas A&M (1/16/19)
Scored 20 points in 2nd half	Bryce Brown (25) vs. Kentucky (1/19/19)
Scored 25 points in a half	Bryce Brown (25, 2nd) vs. Kentucky (1/19/19)
A player had back-to-back 20-point games	Samir Doughty (33) vs. CSUN (11/15/19); (20) vs. Colgate (11/18/19)
A player had back-to-back 25-point SEC games	Kareem Canty (26) vs. Kentucky (1/16/16); (25) vs. Alabama (1/19/16)
A player had three straight 25-point SEC games	Chris Denson (29) at LSU (2/8/14); (26) vs. Kentucky (2/12/14); (30) vs. Mississippi State (2/15/14)
A player had four straight 25-point SEC games	Chris Denson (25) at South Carolina (2/5/14); (29) at LSU (2/8/14); (26) vs. Kentucky (2/12/14); (30) vs. Mississippi State (2/15/14)
A player had five straight 25-point SEC games	Keenan Carpenter (44) vs. LSU (1/8/89); (28) vs. Mississippi State (2/11/89); (33) at Florida (2/15/89); (32) at Ole Miss (2/18/89); (29) vs. Kentucky (2/20/89)
Zero players scored in double figures	at Vanderbilt (1/7/12)
Only one player scored in double figures	Bryce Brown (18) at Tennessee (2/9/16)
Five players scored in double figures	Isaac Okoro (23), Anfernee McLemore (14), Austin Wiley (13), Danjel Purifoy (12) and J'Von McCormick (10) vs. Vanderbilt (1/8/20)
Five players scored in double figures (SEC)	Isaac Okoro (23), Anfernee McLemore (14), Austin Wiley (13), Danjel Purifoy (12) and J'Von McCormick (10) vs. Vanderbilt (1/8/20)
All five starters scored in double figures	Samir Doughty (20), J'Von McCormick (14), Austin Wiley (13), Isaac Okoro (11), Danjel Purifoy (11) vs. Colgate (11/18/19)
Six players scored in double figures	Samir Doughty (33), Isaac Okoro (17), Danjel Purifoy (16), Devan Cambridge (10), Anfernee McLemore (10) and Austin Wiley (10) vs. CSUN (11/15/19)
Six players scored in double figures (SEC)	Desean Murray (16), Mustapha Heron (15), Bryce Brown (13), Anfernee McLemore (13), Jared Harper (12), Horace Spencer (12) vs. Ole Miss (1/9/18)
Had at least 15 rebounds	Austin Wiley (15) vs. Lehigh (12/21/19)
Had at least 15 rebounds (SEC)	Cinmeon Bowers (17) vs. Ole Miss (2/20/16)
Had at least 20 rebounds	Kelvin Ardister (20) vs. Tennessee (1/4/89)
Had at least 25 rebounds	Rex Frederick (25) at Ole Miss (1/6/58)
Had at least 20 pts & 20 reb	Kelvin Ardister (22 pts, 20 reb) vs. Tennessee (1/4/89)
Had two players with at least 10 rebounds	Anfernee McLemore (11) and Desean Murray (11) vs. Kentucky (2/14/18)
Had at least three players with 10 rebounds	Korvotney Barber (13), Quantez Robertson (10) and Lucas Hargrove (10) at Virginia (12/20/08)
Had a double-double	Austin Wiley (13 pts, 12 reb) vs. Vanderbilt (1/8/20)
Had two straight double-doubles	Austin Wiley (14 pts, 15 reb) vs. Lehigh (11/18/19); (10 pts, 11 reb) vs. Lipscomb (11/25/19)
Had three straight double-doubles	Cinmeon Bowers (12 pts, 15 reb) vs. Vanderbilt (2/13/16); (14 pts, 10 reb) at Arkansas (2/17/16); (11 pts, 18 reb) vs. Ole Miss (2/20/16)
Had four straight double-doubles	Cinmeon Bowers (19 pts, 19 reb) vs. Middle Tennessee (12/12/15); (13 pts, 12 reb) vs. Mercer (12/15/15); (12 pts, 11 reb) at Xavier (12/19/15); (12 pts, 12 reb) vs. New Mexico (12/22/15)
Had five straight double-doubles	Jeff Moore (26 pts, 11 reb) vs. Ole Miss (3/2/88); (20 pts, 11 reb) at LSU (3/5/88); (22 pts, 11 reb) vs. Georgia (3/11/88); (13 pts, 13 reb) vs. Bradley (3/17/88); (22 pts, 11 reb) vs. Oklahoma (3/19/88)
Had two players with a double-double	Jared Harper (12 pts, 10 ast) and Austin Wiley (17 pts, 10 reb) vs. Murray State (12/22/18)
Had a double-double with points and assists	Jared Harper (12 pts, 10 ast) vs. Murry State (12/22/18)
Had a triple-double	Kenny Gabriel (24 pts, 13 reb, 10 blk) vs. Bethune-Cookman (1/2/12)
Had 10 assists	J'Von McCormick (16) vs. CSUN (11/15/19)
Had 15 assists	J'Von McCormick (16) vs. CSUN (11/15/19)
Had two players with at least five blocks	Rob Chubb (5) and Willy Kouassi (5) vs. Nicholls State (11/25/11)
Had 10 blocks	Kenny Gabriel (10) vs. Bethune-Cookman (1/2/12)
Had five steals	Chuma Okeke (5) vs. North Florida (12/29/18)
Had five steals (SEC)	Antoine Mason (5) at LSU (2/6/15)
Made 25 straight free throws	Danjel Purifoy (27) (11/23/16-12/18/16)
Hit buzzer-beater shot to win a game	T.J. Dunans vs. Mercer (3-pt FG, 76-74) (12/18/16)
Played more than 40 minutes	Isaac Okoro (43) and Samir Doughty (41) vs. Furman (OT) (12/5/19)

0



TYRELL JONES

6-1 • 170

Fr. • G

Chicago, Ill.

(West Oaks Academy)

2019-20 (Freshman): Appeared in eight games off the bench ... pulled down a career-best six rebounds vs. CSUN ... totaled career-high three steals against CSUN.

HIGH SCHOOL AND PERSONAL: Labeled as a four-star by Rivals, 247Sports and ESPN ... selected as a top-100 player by 247Sports (No. 88) and ESPN (No. 92) ... also named to the Rivals 150 ... chosen as the No. 8 player in Florida by ESPN ... played at West Oaks Academy (Fla.) ... was a First Team All-State choice ... averaged 19.8 points and five assists per game as a senior ... averaged 17.2 points, 3.0 assists, 3.0 rebounds and 2.2 steals per game as a junior ... hit a school record 12 3-pointers to highlight a 40-point performance during the 2017-18 season ... played for Showtime Ballers in the adidas Uprising circuit ... son of Tashika Bryant and James Harris ... has three siblings: Andre Thomas, Michael Bryant and Devon Edwards ... goes by the nickname "Turbo" ... enrolled in the Harbert College of Business.

CAREER HIGHS

Points	3 vs. CSUN (11/15/19)
Rebounds	6 vs. CSUN (11/15/19)
Field Goals	1 (2x) last vs. Colgate (11/18/19)
Field Goals Att.	3 vs. CSUN (11/15/19)
3-Pt. Field Goals	-
3-Pt. Field Goals Att.	1 (3x) last vs. Lipscomb (12/29/19)
Free Throws	1 (2x) last vs. Lehigh (12/21/19)
Free Throws Att.	2 vs. Lehigh (12/21/19)
Assists	3 vs. CSUN (11/15/19)
Steals	3 vs. CSUN (11/15/19)
Blocks	-
Minutes	13 vs. CSUN (11/15/19)

2019-20 JONES GAME-BY-GAME

Opp.	Start	Min.	FG-A	3FG-A	FT-A	O-D-T	PF	A	TO	BLK	STL	PTS
GSU		1	0-0	0-0	0-0	0-0-0	0	0	1	0	1	0
Davidson		3	0-2	0-1	0-0	0-0-0	2	1	0	0	0	0
S. Alabama		-dnp-										
CSUN		13	1-3	0-1	1-1	3-3-6	0	3	2	0	3	3
Colgate		9	1-1	0-0	0-0	1-2-3	1	0	0	0	0	2
New Mexico		3	0-0	0-0	0-0	0-0-0	0	0	0	0	0	0
Richmond		2	0-1	0-0	0-0	0-0-0	0	0	0	0	0	0
Furman		-dnp-										
Saint Louis		-dnp-										
NC State		-dnp-										
Lehigh		1	0-0	0-0	1-2	0-1-1	0	0	0	0	0	1
Lipscomb		2	0-1	0-1	0-0	0-0-0	0	1	0	0	0	0
Miss. St.		-dnp-										
Vanderbilt		-dnp-										
Georgia												
Alabama												
Florida												
S. Carolina												
Iowa State												
Ole Miss												
Kentucky												
Arkansas												
LSU												
Alabama												
Missouri												
Georgia												
Tennessee												
Ole Miss												
Kentucky												
Texas A&M												
Tennessee												

JONES' MISCELLANEOUS STATS

	2019-20	Career
Games with 10+ Pts	0	0
Games with 20+ Pts	0	0
Games 5+ 3s	0	0
Games with 5+ Reb	1	1
Games with 10+ Reb	0	0
Games with 5+ Ast	0	0
Games with 10+ Ast	0	0
Games with 5+ Blk	0	0
Games with 5+ Stl	0	0
Double-Doubles	0	0

JONES' CAREER STATISTICS

Year	GP-GS	Min-Avg	FG-FGA	Pct	3FG-A	Pct	FT-FTA	Pct	Off-Def-Tot--Avg	PF-FO	Ast	TO	Blk	Stl	Pts	Avg
2019-20	8-0	32-4.0	2-8	.250	0-3	.000	2-3	.667	4-6-10--1.3	3-0	5	3	0	4	6	0.8
TOTAL	8-0	32-4.0	2-8	.250	0-3	.000	2-3	.667	4-6-10--1.3	3-0	5	3	0	4	6	0.8

1

JAMAL JOHNSON

6-4 • 195
R-So. • G
Birmingham, Ala.
(Memphis)



2019-20 (Sophomore): Appeared in all 14 games off the bench ... averaging the most minutes per game by a guard off the bench (13.1) ... team's best 3-point shooter at 42.9 percent (18-of-42) ... knocked down a 3 in nine games, including six of the last nine games ... scored season-best 14 points twice this season, at South Alabama and home against Lipscomb.

2018-19: Took a redshirt and has three seasons of eligibility remaining after transferring from Memphis.

BEFORE AUBURN: Averaged 6.9 points and 3.3 rebounds in 34 games for the Memphis Tigers ... started 27 contests ... buried 47 3-pointers, good for second on the team ... drained 70 percent of his attempts from the charity stripe ... racked up 22 steals and 16 blocks ... reached double figures 11 times, including his first career game against Alabama ... team was 9-2 when he scored 10-plus points ... tabbed American Athletic Conference Freshman of the Week (Dec. 11) earned American Athletic Conference All-Academic Team honors ... made first career start vs. Bryant (Dec. 9) where he scored 18 points on six makes from downtown to go along with four rebounds and three assists in 33 minutes ... matched his season-high of 18 points in road tilts at USF (Jan. 31) and UConn (Feb. 25) during American Athletic Conference play ... nailed the game-winning 3-point play to take down Samford (Dec. 5) as time expired.

HIGH SCHOOL AND PERSONAL: Tabbed as the No. 8 combo guard in the country by 247Sports ... ranked No. 111 by Rivals and No. 151 by 247Sports ... named First Team All-State by the Alabama Sports Writers Association ... averaged 24.8 points, 7.1 rebounds, and 2.7 assists per game during senior season ... as a junior, averaged 18.1 points, 7.1 rebounds and 4.3 assists per contest ... tabbed Second Team All-State following junior season and was named an Alabama Boys Basketball North All-Star with All-Academic Team ... was also selected to the All-Area and All-Metro Team ... played with the Atlanta Xpress in the Under Armour Association before teaming with Team Carroll in the Adidas Gauntlet Circuit ... son of Alfonso "Buck" and Felicia Johnson ... has two siblings: Alfonso III and Trey Johnson ... father, Buck, was the 20th overall pick in the 1986 NBA Draft and played seven seasons in the professional ranks with the Houston Rockets and Washington Bullets ... enrolled in the College of Liberal Arts.

JOHNSON'S MISCELLANEOUS STATS			
	2017-18	2019-20	Career
Games with 10+ Pts	11	2	13
Games with 20+ Pts	0	0	0
Games 5+ 3s	1	0	1
Games with 5+ Reb	7	1	8
Games with 10+ Reb	0	0	0
Games with 5+ Ast	0	0	0
Games with 10+ Ast	0	0	0
Games with 5+ Blk	0	0	0
Games with 5+ Stl	0	0	0
Double-Doubles	0	0	0

BAM TESTING RESULTS	
Vertical Jump	28"
Approach Vertical	34.5"
3/4 Court Sprint	3.223
Reaction Shuttle	3.192
Lane Agility Drill	11.363

CAREER HIGHS	
Points	18 (3x) last at UConn (2/25/18)
Rebounds	8 (2x) last at UConn (2/25/18)
Field Goals	6 vs. Bryant (12/9/17)
Field Goals Att.	13 vs. Mercer (12/2/17)
3-Pt. Field Goals	6 vs. Bryant (12/9/17)
3-Pt. Field Goals Att.	11 vs. Bryant (12/9/17)
Free Throws	6 (2x) last at UConn (2/25/18)
Free Throws Att.	8 (2x) last at UConn (2/25/18)
Assists	3 (3x) last vs. Houston (2/22/18)
Steals	2 (8x) last at Mississippi State (1/4/20)
Blocks	3 vs. Tulsa (1/6/18)
Minutes	40 vs. Cincinnati (3/10/18)

2019-20 JOHNSON GAME-BY-GAME													
Opp.	Start	Min.	FG-A	3FG-A	FT-A	O-D-T	PF	A	TO	BLK	STL	PTS	
GSU		12	1-5	1-3	5-6	2-3-5	0	0	0	0	0	8	
Davidson		8	0-0	0-0	1-2	0-1-1	3	1	0	0	0	1	
S. Alabama		18	4-6	4-5	2-2	0-1-1	2	0	0	0	0	14	
CSUN		15	2-4	2-4	2-2	1-2-3	1	0	0	0	0	8	
Colgate		13	0-0	0-0	0-0	0-1-1	1	1	0	0	1	0	
New Mexico		13	2-8	2-6	0-0	2-2-4	0	2	0	0	2	6	
Richmond		16	2-3	1-2	0-0	1-2-3	2	1	0	0	0	5	
Furman		11	1-3	1-3	0-0	0-0-0	0	0	2	0	0	3	
Saint Louis		16	1-4	1-4	0-0	0-0-0	4	1	0	0	0	3	
NC State		17	2-4	2-4	2-3	0-0-0	1	0	1	0	1	8	
Lehigh		15	0-4	0-4	1-2	0-1-1	0	2	2	0	1	1	
Lipscomb		18	5-7	4-6	0-0	0-3-3	0	1	0	0	0	14	
Miss. St.		9	0-2	0-1	0-0	1-0-1	2	0	1	0	2	0	
Vanderbilt		9	0-0	0-0	0-0	0-0-0	1	1	1	1	0	0	
Georgia													
Alabama													
Florida													
S. Carolina													
Iowa State													
Ole Miss													
Kentucky													
Arkansas													
LSU													
Alabama													
Missouri													
Georgia													
Tennessee													
Ole Miss													
Kentucky													
Texas A&M													
Tennessee													

JOHNSON'S CAREER STATISTICS																
Year	GP-GS	Min-Avg	FG-FGA	Pct	3FG-A	Pct	FT-FTA	Pct	Off-Def-Tot--Avg	PF-FO	Ast	TO	Blk	Stl	Pts	Avg
2017-18*	34-27	901-26.5	70-200	.350	47-141	.333	46-66	.697	25-86-111--3.3	65-0	35	32	16	22	233	6.9
2019-20	14-0	185-13.2	20-50	.400	18-42	.429	13-17	.765	7-16-23--1.6	17-0	9	8	1	7	71	5.1
TOTAL	48-27	1086-22.6	90-250	.360	65-183	.355	59-83	.711	32-102-134--2.8	82-0	44	40	17	29	304	6.3

2

JAYLIN WILLIAMS

6-7 • 230

Fr. • F

Nahunta, Ga.
(Brantley County)



2019-20 (Freshman): Appeared in six games off the bench ... made all three free throw attempts of season against Colgate ... recorded first career block in first career game vs. Colgate ... added two points with a dunk against Lipscomb.

HIGH SCHOOL AND PERSONAL DATA: Labeled as a four-star by both Rivals and 247Sports ... tabbed as the No. 109 prospect nationally by Rivals and No. 120 by 247Sports ... selected as the No. 4 player in the state of Georgia by 247Sports ... played for Brantley County High School where he was a First Team All-State selection as a junior and a senior ... averaged 25 points and 14 rebounds per game ... also played football as a wide receiver ... played for Game Elite on the adidas circuit, averaging 11.9 points, 4.9 rebounds and 1.9 assists while shooting 63 percent from the floor ... produced stat lines of 31 points, 14 assists and 11 rebounds, as well as 27 points, 13 rebounds and four blocks for Game Elite ... son of Shantel Williams ... is an only child ... enrolled in the College of Education.

WILLIAMS' MISCELLANEOUS STATS		
	2019-20	Career
Games with 10+ Pts	0	0
Games with 20+ Pts	0	0
Games 5+ 3s	0	0
Games with 5+ Reb	0	0
Games with 10+ Reb	0	0
Games with 5+ Ast	0	0
Games with 10+ Ast	0	0
Games with 5+ Blk	0	0
Games with 5+ Stl	0	0
Double-Doubles	0	0

BAM TESTING RESULTS	
Vertical Jump	29.5"
Approach Vertical	37"
3/4 Court Sprint	3.295
Reaction Shuttle	3.502
Lane Agility Drill	12.034

CAREER HIGHS	
Points	5 vs. Colgate (11/18/19)
Rebounds	1 (4x) last vs. Lipscomb (12/29/19)
Field Goals	1 (3x) last vs. Lipscomb (12/29/19)
Field Goals Att.	3 vs. New Mexico (11/25/19)
3-Pt. Field Goals	-
3-Pt. Field Goals Att.	1 vs. New Mexico (11/25/19)
Free Throws	3 vs. Colgate (11/18/19)
Free Throws Att.	3 vs. Colgate (11/18/19)
Assists	-
Steals	-
Blocks	1 vs. CSUN (11/15/19)
Minutes	5 vs. CSUN (11/15/19)

2019-20 WILLIAMS GAME-BY-GAME													
Opp.	Start	Min.	FG-A	3FG-A	FT-A	O-D-T	PF	A	TO	BLK	STL	PTS	
GSU			-dnp-										
Davidson			-dnp-										
S. Alabama			-dnp-										
CSUN		5	0-1	0-0	0-0	0-1-1	0	0	0	1	0	0	
Colgate		4	1-1	0-0	3-3	0-0-0	2	0	0	0	0	5	
New Mexico		3	1-3	0-1	0-0	1-0-1	0	0	0	0	0	2	
Richmond		2	0-0	0-0	0-0	0-0-0	0	0	0	0	0	0	
Furman			-dnp-										
Saint Louis			-dnp-										
NC State			-dnp-										
Lehigh		1	0-0	0-0	0-0	0-1-1	0	0	0	0	0	0	
Lipscomb		2	1-1	0-0	0-0	0-1-1	0	0	0	0	0	2	
Miss. St.			-dnp-										
Vanderbilt			-dnp-										
Georgia													
Alabama													
Florida													
S. Carolina													
Iowa State													
Ole Miss													
Kentucky													
Arkansas													
LSU													
Alabama													
Missouri													
Georgia													
Tennessee													
Ole Miss													
Kentucky													
Texas A&M													
Tennessee													

WILLIAMS' CAREER STATISTICS																
Year	GP-GS	Min-Avg	FG-FGA	Pct	3FG-A	Pct	FT-FTA	Pct	Off-Def-Tot--Avg	PF-FO	Ast	TO	Blk	Stl	Pts	Avg
2019-20	6-0	15-2.5	3-6	.500	0-1	.000	3-3	1.000	1-3-4--0.7	2-0	0	0	1	0	9	1.5
TOTAL	6-0	15-2.5	3-6	.500	0-1	.000	3-3	1.000	1-3-4--0.7	2-0	0	0	1	0	9	1.5

3

DANJEL PURIFOY

6-7 • 230

Sr. • F

Centreville, Ala.

(Hargrave Military Academy)



2019-20 (Senior): Returned to regular starting lineup after touting 25 starts as a freshman ... team's second-best rebounder with 71 total boards, which includes 51 on the defensive glass ... pulled down at least five rebounds in eight games ... team's fifth-best scorer at 9.8 points per game ... reached double figures seven times, fourth-most on the team ... averaging 13.3 points and 6.7 rebounds and shooting 50 percent from the field (14-of-28) over the last three games ... made three-plus 3s four times in the first five games and six times overall ... knocked down 22 3s, second-most on the squad.

HIGH SCHOOL AND PERSONAL DATA: Four-star small forward by ESPN, Rivals, Scout and 247Sports ... ranked ninth among all small forwards and 48th overall by 247Sports ... ranked as the nation's No. 12 small forward and the top player in Alabama by 247 Sports ... averaged 25 points, 11 rebounds, five blocks and 20 deflections a game at Hargrave Military Academy under coach A.W. Hamilton in 2014-15 ... averaged 17.7 points and 6.1 rebounds per game at Bibb County as a junior ... full name is Danjel Kevon Purifoy ... son of Waukesha Evans ... enrolled in the College of Liberal Arts ... signed national letter of intent on Nov. 12, 2014.

PURIFOY'S MISCELLANEOUS STATS					
	2016-17	2017-18	2018-19	2019-20	Career
Games with 10+ Pts	17	0	2	8	27
Games with 20+ Pts	3	0	0	0	3
Games 5+ 3s	1	0	0	0	1
Games with 5+ Reb	12	0	3	8	23
Games with 10+ Reb	1	0	0	0	1
Games with 5+ Ast	2	0	0	0	2
Games with 10+ Ast	0	0	0	0	0
Games with 5+ Blk	0	0	0	0	0
Games with 5+ Stl	0	0	0	0	0
Double-Doubles	0	0	0	0	0

BAM TESTING RESULTS	
Vertical Jump	28.5"
Approach Vertical	38.5"
3/4 Court Sprint	3.324
Reaction Shuttle	3.226
Lane Agility Drill	11.544

CAREER HIGHS	
Points	27 (2x) last vs. Boston College (12/12/16)
Rebounds	15 at UConn (12/23/16)
Field Goals	9 vs. Coastal Carolina (12/15/16)
Field Goals Att.	14 (2x) last vs. Coastal Carolina (12/15/16)
3-Pt. Field Goals	5 vs. Coastal Carolina (12/15/16)
3-Pt. Field Goals Att.	10 vs. Coastal Carolina (12/15/16)
Free Throws	8 vs. Georgia State (11/14/16)
Free Throws Att.	10 vs. Georgia State (11/14/16)
Assists	9 vs. USC Upstate (11/29/16)
Blocks	1 (9x) last vs. Lipscomb (12/29/19)
Steals	3 (6x) last at Texas A&M (2/18/17)
Minutes	39 vs. Missouri (3/8/17)

2019-20 PURIFOY GAME-BY-GAME													
Opp.	Start	Min.	FG-A	3FG-A	FT-A	O-D-T	PF	A	TO	BLK	STL	PTS	
GSU	*	33	4-9	3-7	2-2	2-3-5	1	1	1	1	0	13	
Davidson	*	32	5-10	3-8	1-2	1-5-6	2	2	4	0	1	14	
S. Alabama	*	26	1-6	0-3	0-0	1-3-4	0	0	1	0	1	2	
CSUN	*	23	6-10	4-7	0-1	0-3-3	1	3	0	0	1	16	
Colgate	*	25	4-6	3-4	0-0	1-2-3	2	1	1	1	0	11	
New Mexico*		32	3-11	1-9	1-2	1-4-5	2	3	0	0	1	8	
Richmond	*	32	3-7	1-3	6-7	2-7-9	1	0	2	0	1	13	
Furman	*	28	2-9	1-6	1-2	0-2-2	2	3	2	1	1	6	
Saint Louis	*	19	1-2	0-0	0-0	0-5-5	2	2	0	1	0	2	
NC State	*	27	2-6	0-2	1-2	3-4-7	2	2	1	0	0	5	
Lehigh	*	30	1-7	0-5	5-6	0-2-2	1	2	1	0	1	7	
Lipscomb	*	24	5-9	3-5	4-4	6-3-9	3	1	2	1	0	17	
Miss. St.	*	29	4-10	3-7	0-0	3-5-8	2	2	0	0	1	11	
Vanderbilt	*	30	5-9	0-3	2-2	0-3-3	3	1	1	0	1	12	
Georgia													
Alabama													
Florida													
S. Carolina													
Iowa State													
Ole Miss													
Kentucky													
Arkansas													
LSU													
Alabama													
Missouri													
Georgia													
Tennessee													
Ole Miss													
Kentucky													
Texas A&M													
Tennessee													

PURIFOY'S CAREER STATISTICS																
Year	GP-GS	Min-Avg	FG-FGA	Pct	3FG-A	Pct	FT-FTA	Pct	Off-Def-Tot--Avg	PF-FO	Ast	TO	Blk	Stl	Pts	Avg
2016-17	29-25	831-28.7	97-244	.398	59-160	.369	80-91	.879	28-108-136--4.7	65-0	51	45	5	41	333	11.5
2018-19	28-1	344-12.3	37-91	.407	20-56	.357	9-13	.692	17-42-59--2.1	32-0	17	9	1	17	103	3.7
2019-20	14-14	381-27.2	46-111	.414	22-69	.319	23-30	.767	20-51-71--5.1	24-0	21	17	6	10	137	9.8
TOTAL	71-40	1556-21.9	180-446	.404	101-285	.354	112-134	.836	65-201-266--3.7	121-0	89	71	12	68	573	8.1

4



JAVON FRANKLIN

6-7 • 218
R-So. • F
Little Rock, Ark.
(Holmes CC)

2019-20 (Sophomore): Appeared in four games off the bench ... still working back from serious leg injury suffered in final season of JUCO.

BEFORE AUBURN: Played one season at Holmes CC (Miss.) ... averaged 10.8 points and 8.2 rebounds as a freshman ... suffered season-ending leg injury one game into his sophomore season ... finished 19th in the country with a 63.2 field goal percentage in 2017-18 ... 15th in the NJCAA with 72 blocks ... reached double figures in scoring 16 times and nine times in rebounds, while totaling seven double-doubles.

HIGH SCHOOL AND PERSONAL DATA: Labeled as a three-star by both Rivals and 247Sports ... chosen as the No. 23 JUCO player in the country by 247Sports ... also the No. 1 JUCO player from Arkansas ... attended Parkview Magnet High School where he averaged 16.0 points, 8.7 rebounds, 2.1 blocks, 1.9 assists and 1.8 steals as a senior in 2016-17 ... led team to 28-6 record and was named the 2017 Full Court Award Player of the Year ... tabbed the 6A McDonald's Arkansas Player of the Year and the state championship MVP ... son of Gavonna Washington ... enrolled in the College of Liberal Arts.

CAREER HIGHS

Points	-
Rebounds	-
Field Goals	-
Field Goals Att.	-
3-Pt. Field Goals	-
3-Pt. Field Goals Att.	-
Free Throws	-
Free Throws Att.	-
Assists	-
Steals	-
Blocks	-
Minutes	2 (3x) last vs. Lipscomb (12/29/19)

2019-20 FRANKLIN GAME-BY-GAME

Opp.	Start	Min.	FG-A	3FG-A	FT-A	O-D-T	PF	A	TO	BLK	STL	PTS
GSU			-dnp-									
Davidson			-dnp-									
S. Alabama			-dnp-									
CSUN	2	0-0	0-0	0-0	0-0	0-0-0	0	0	0	0	0	0
Colgate			-dnp-									
New Mexico	2	0-0	0-0	0-0	0-0	0-0-0	0	0	1	0	0	0
Richmond			-dnp-									
Furman			-dnp-									
Saint Louis			-dnp-									
NC State			-dnp-									
Lehigh		1	0-0	0-0	0-0	0-0-0	0	0	0	0	0	0
Lipscomb	2	0-0	0-0	0-0	0-0	0-0-0	0	0	0	0	0	0
Miss. St.			-dnp-									
Vanderbilt			-dnp-									
Georgia												
Alabama												
Florida												
S. Carolina												
Iowa State												
Ole Miss												
Kentucky												
Arkansas												
LSU												
Alabama												
Missouri												
Georgia												
Tennessee												
Ole Miss												
Kentucky												
Texas A&M												
Tennessee												

FRANKLIN'S MISCELLANEOUS STATS

	2019-20	Career
Games with 10+ Pts	0	0
Games with 20+ Pts	0	0
Games 5+ 3s	0	0
Games with 5+ Reb	0	0
Games with 10+ Reb	0	0
Games with 5+ Ast	0	0
Games with 10+ Ast	0	0
Games with 5+ Blk	0	0
Games with 5+ Stl	0	0
Double-Doubles	0	0

FRANKLIN'S CAREER STATISTICS

Year	GP-GS	Min-Avg	FG-FGA	Pct	3FG-A	Pct	FT-FTA	Pct	Off-Def-Tot--Avg	PF-FO	Ast	TO	Blk	Stl	Pts	Avg
2019-20	4-0	4-1.0	0-0	.000	0-0	.000	0-0	.000	0-0-0--0.0	0-0	0	1	0	0	0	0.0
TOTAL	4-0	4-1.0	0-0	.000	0-0	.000	0-0	.000	0-0-0--0.0	0-0	0	1	0	0	0	0.0

5

J'VON McCORMICK

6-0 • 185

Sr. • G

New Orleans, La.

(Lee College)



2019-20 (Senior): Taken over as floor general for team ... leads the SEC and is 39th in country with 2.47 assist-to-turnover ratio ... fourth in the SEC and 48th in the country with 5.3 assists per game ... racked up five-plus assists six times ... broke program record with 16 assists against CSUN ... in same game, had only one turnover ... previous record of 15 was previously held by Eddie Johnson vs. LSU on Jan. 3, 1976 ... 16-assist performance tied for the ninth-most in SEC single-game history and are the most by any player in the league since Phil Pressley (Missouri) had 19 dimes in 2013 ... tied for sixth in the SEC with 19 points per game in league play ... named SEC Player of the Week, the first of his career, on Jan. 6 after scoring a career-high 28 points in SEC opener at Mississippi State ... second game this season with 20 or more points ... fourth on team in rebounding at 4.1 boards per game.

BEFORE AUBURN: Played two seasons at Lee College (Texas) ... averaged 18.5 points, 6.4 assists and 5.3 rebounds in 28 games for the Runnin' Rebels as a sophomore ... started all 28 games ... was the third-highest scorer in the Region XIV Athletic Conference ... had 180 assists - the third-most in the region ... also added 44 steals ... knocked down 127 free throws ... averaged 4.9 points, 2.1 assists and 2.0 rebounds in 31 games for the Runnin' Rebels as a freshman ... started seven games ... totaled 62 rebounds, including 23 offensive ... racked up 64 assists and contributed 39 steals.

HIGH SCHOOL AND PERSONAL DATA: Known for quickness and ability to create off the bounce ... fast guard to push the tempo and guard opposing team's primary ball-handlers ... scored over 2,000 points for Mayde Creek High School (Texas) ... earned the 2016 19-6A Offensive MVP ... was a member of the all-conference team ... earned the newcomer of the year award as a freshman ... played for coach Darius Barnes Jr. and C.O.G Elite ... also played for coach Tim Schumacher and Houston Hoops ... son of Carol McCormick ... has two brothers, Brad and Troy ... enrolled in the Harbert College of Business.

BAM TESTING RESULTS

Vertical Jump	35"
Approach Vertical	43.5"
3/4 Court Sprint	2.997
Reaction Shuttle	2.922
Lane Agility Drill	10.581

CAREER HIGHS

Points	28 at Mississippi State (1/4/20)
Rebounds	7 vs. Saint Louis (12/14/19)
Field Goals	9 at Mississippi State (1/4/20)
Field Goals Att.	17 at Mississippi State (1/4/20)
3-Pt. Field Goals	4 (2x) last vs. Lehigh (12/21/19)
3-Pt. Field Goals Att.	8 vs. Saint Louis (12/14/19)
Free Throws	8 at Mississippi State (1/4/20)
Free Throws Att.	11 at Mississippi State (1/4/20)
Assists	16 vs. CSUN (11/15/19)
Blocks	1 (3x) last at South Alabama (11/12/19)
Steals	3 (5x) vs. CSUN (11/15/19)
Minutes	39 vs. Furman (12/5/19)

2019-20 McCORMICK GAME-BY-GAME

Opp.	Start	Min.	FG-A	3FG-A	FT-A	O-D-T	PF	A	TO	BLK	STL	PTS
GSU	*	30	4-10	0-4	1-3	2-1-3	4	4	5	0	0	9
Davidson	*	33	5-12	0-4	1-3	1-4-5	2	5	0	0	0	11
S. Alabama	*	32	3-9	3-7	0-3	1-3-4	2	2	4	1	0	9
CSUN	*	22	1-3	0-2	0-0	0-4-4	1	16	1	0	3	2
Colgate	*	27	6-12	2-5	0-0	0-3-3	1	8	2	0	2	14
New Mexico*		27	3-14	1-4	0-0	1-5-6	2	6	2	0	2	7
Richmond	*	30	2-9	1-3	2-2	1-5-6	1	6	4	0	2	7
Furman	*	39	4-11	1-2	0-2	1-3-4	3	4	0	0	1	9
Saint Louis	*	32	7-14	4-8	2-8	3-4-7	0	6	1	0	1	20
NC State	*	31	5-12	0-2	4-6	2-2-4	3	3	3	0	1	14
Lehigh	*	29	7-12	4-7	0-0	1-1-2	2	4	0	0	1	18
Lipscomb	*	28	3-7	2-6	0-0	0-2-2	2	4	2	0	1	8
Miss. St.	*	32	9-17	2-6	8-11	3-1-4	1	4	5	0	2	28
Vanderbilt	*	33	3-11	0-4	4-6	0-3-3	2	2	1	0	0	10
Georgia												
Alabama												
Florida												
S. Carolina												
Iowa State												
Ole Miss												
Kentucky												
Arkansas												
LSU												
Alabama												
Missouri												
Georgia												
Tennessee												
Ole Miss												
Kentucky												
Texas A&M												
Tennessee												

McCORMICK'S MISCELLANEOUS STATS

	2018-19	2019-20	Career
Games with 10+ Pts	4	7	11
Games with 20+ Pts	0	2	2
Games 5+ 3s	0	0	0
Games with 5+ Reb	0	4	4
Games with 10+ Reb	0	0	0
Games with 5+ Ast	0	6	6
Games with 10+ Ast	0	1	1
Games with 5+ Blk	0	0	0
Games with 5+ Stl	0	0	0
Double-Doubles	0	0	0

McCORMICK'S CAREER STATISTICS

Year	GP-GS	Min-Avg	FG-FGA	Pct	3FG-A	Pct	FT-FTA	Pct	Off-Def-Tot--Avg	PF-FO	Ast	TO	Blk	Stl	Pts	Avg
2018-19	39-0	472-12.1	63-120	.525	10-20	.500	24-39	.615	15-22-37--0.9	37-0	53	29	3	31	160	4.1
2019-20	14-14	419-29.9	62-153	.405	20-64	.313	22-44	.500	16-41-57--4.1	26-0	74	30	1	16	166	11.9
TOTAL	53-14	891-16.8	125-273	.458	30-84	.357	46-83	.554	31-63-94--1.8	63-0	127	59	4	47	326	6.2

10

SAMIR DOUGHTY

6-4 • 195

Sr. • G

Philadelphia, Pa.

(VCU)



2019-20 (Senior): Taken over as team's primary scoring option after being the fourth or fifth option a season ago ... arguably the most improved player in the SEC ... leads team and 11th in the SEC in scoring at 15.6 points per game ... has five 20-point games in the first 14 games after entering the season with just two in 75 career games ... fourth in the SEC in free throws attempted (78) and fourth in free throws made (60) ... team's best free throw shooter at 76.9 percent (60-of-78) ... scored in double figures 11 times, tied for the team lead ... secured second career double-double with 10 points and 10 rebounds at South Alabama ... had career performance with 33 points on 10-of-15 from the floor with eight rebounds and three dimes vs. CSUN ... produced crossover, step-back 3-pointer against Colgate that sent his defender flying and earned him the No. 1 spot on the Sportscenter Top 10 for Nov. 18 ... named to the Legends Classic All-Tournament Team after scoring 19 points against New Mexico and 22 vs. Richmond, both team-highs.

BEFORE AUBURN: Averaged 9.0 points, 3.6 rebounds, 2.1 assists and 0.9 steals in 23.1 minutes per game ... played in 35 games, starting 15 as VCU reached the NCAA Tournament, losing to Saint Mary's in the first round ... was the Rams' fourth-leading scorer ... averaged the most points by a VCU freshman since Shawn Hampton in 1998-99 ... shot 40.9 percent from the floor, 28.4 percent from 3-point range and 76.6 percent from the foul line ... shot 34.5 percent (19-of-55) from 3-point range for the final 21 games of the season since Jan. 4 after opening the year 4-of-26 from behind the arc ... career-high 23 points with nine assists and seven rebounds at Duquesne ... just missed a triple-double with 10 points, 10 assists and eight rebounds vs. Saint Joseph's ... 17 points in the Atlantic 10 Conference Tournament vs. Richmond ... 9 points vs. Saint Mary's in the NCAA Tournament ... went 4-0 as VCU toured Spain from Aug. 12-22 in Madrid, Toledo, Valencia and Barcelona ... redshirted first year at VCU ... originally signed with St. John's.

HIGH SCHOOL AND PERSONAL DATA: Averaged 24.9 points, 9.7 rebounds, 4.1 assists and 2.7 steals per game while shooting 59 percent from 2-point range as a senior at Mathematics, Civics & Science Charter in Philadelphia, Pa. ... ranked as the 35th-best point guard nationally by 247 Sports, including sixth-best in Pennsylvania, as a senior ... three-star recruit ... enrolled in College of Liberal Arts.

DOUGHTY'S MISCELLANEOUS STATS

	2016-17	2018-19	2019-20	Career
Games with 10+ Pts	15	10	11	36
Games with 20+ Pts	1	1	5	7
Games 5+ 3s	0	0	2	2
Games with 5+ Reb	9	13	5	27
Games with 10+ Reb	0	1	1	2
Games with 5+ Ast	4	2	0	6
Games with 10+ Ast	1	0	0	1
Games with 5+ Blk	0	0	0	0
Games with 5+ Stl	0	0	0	0
Double-Doubles	1	0	1	2

BAM TESTING RESULTS

Vertical Jump	30.5"
Approach Vertical	36"
3/4 Court Sprint	3.215
Reaction Shuttle	3.333
Lane Agility Drill	11.607

CAREER HIGHS

Points	33 vs. CSUN (11/15/19)
Rebounds	10 (2x) last at South Alabama (11/12/19)
Field Goals	10 vs. CSUN (11/15/19)
Field Goals Att.	16 vs. Richmond (11/26/19)
3-Pt. Field Goals	6 vs. CSUN (11/15/19)
3-Pt. Field Goals Att.	9 (2x) last vs. New Mexico (11/25/19)
Free Throws	9 vs. NC State (12/19/19)
Free Throws Att.	12 vs. NC State (12/19/19)
Assists	10 vs. St. Joseph's (2/14/17)
Blocks	1 (8x) last at Mississippi State (1/4/20)
Steals	4 (4x) last vs. NC State (12/19/19)
Minutes	42 vs. Furman (12/5/19)

2019-20 DOUGHTY GAME-BY-GAME

Opp.	Start	Min.	FG-A	3FG-A	FT-A	O-D-T	PF	A	TO	BLK	STL	PTS
GSU	*	33	6-10	1-3	7-9	0-5-5	3	3	3	0	4	20
Davidson	*	34	3-10	0-5	5-6	2-3-5	3	3	4	0	1	11
S. Alabama	*	32	3-5	1-2	3-3	3-7-10	3	2	3	0	0	10
CSUN	*	24	10-15	6-8	7-7	2-6-8	0	3	0	1	0	33
Colgate	*	27	7-13	4-9	2-3	1-2-3	2	2	1	1	1	20
New Mexico*		32	6-12	5-9	2-5	1-1-2	2	2	3	0	3	19
Richmond	*	35	7-16	2-6	6-8	1-0-1	0	3	0	0	1	22
Furman	*	42	5-12	0-7	3-5	0-1-1	0	1	6	1	0	13
Saint Louis	*	32	1-6	1-4	5-6	0-3-3	1	0	0	0	1	8
NC State	*	32	6-12	3-5	9-12	0-2-2	2	4	5	1	4	24
Lehigh	*	32	2-8	1-5	1-2	1-1-2	3	4	0	0	1	6
Lipscomb	*	33	5-13	1-7	0-0	0-2-2	2	7	4	0	0	11
Miss. St.	*	35	4-12	0-4	7-8	1-7-8	3	0	2	1	2	15
Vanderbilt	*	34	1-9	1-5	3-4	1-1-2	4	2	0	0	0	6
Georgia												
Alabama												
Florida												
S. Carolina												
Iowa State												
Ole Miss												
Kentucky												
Arkansas												
LSU												
Alabama												
Missouri												
Georgia												
Tennessee												
Ole Miss												
Kentucky												
Texas A&M												
Tennessee												

DOUGHTY'S CAREER STATISTICS

Year	GP-GS	Min-Avg	FG-FGA	Pct	3FG-A	Pct	FT-FTA	Pct	Off-Def-Tot--Avg	PF-FO	Ast	TO	Blk	Stl	Pts	Avg
2016-17*	35-15	809-23.1	103-252	.409	23-81	.284	85-111	.766	29-98-127--3.6	76-3	75	66	2	33	314	9.0
2018-19	40-27	969-24.2	98-214	.458	45-106	.425	51-65	.785	42-96-138--3.5	87-1	67	55	3	54	292	7.3
2019-20	14-14	448-32.0	66-153	.431	26-79	.329	60-78	.769	13-41-54--3.9	28-0	36	31	4	21	218	15.6
TOTAL	89-56	2226-25.0	267-619	.431	94-266	.353	196-254	.772	84-235-319--3.6	191-4	178	152	9	108	824	9.3

13



BABATUNDE AKINGBOLA

6-10 • 236
Fr. • C
Ogun, Nigeria
(McEachern)

2019-20 (Freshman): Appeared in nine games off the bench ... blocked a pair of shots in the first minute his career minute at South Alabama ... pulled down a pair of rebounds in five minutes of action vs. New Mexico ... scored his first career points with a dunk against Lipscomb.

HIGH SCHOOL AND PERSONAL DATA: Labeled as a four-star by Rivals and a three-star by 247Sports and ESPN ... tabbed as the No. 15 player in Georgia by 247Sports and ESPN ... played at McEachern High School ... was a two-time all-state selection ... team made the Final Four ... averaged 6.0 points, 6.1 rebounds, 3.0 blocks and 1.1 assists per game ... competed with Athletes of Tomorrow on the Nike EYBL circuit ... had 70 rebounds to go along with 27 blocks and shot 56 percent from the floor in 10 games for AOT during Nike 17U circuit ... led team to third-place finish at the 45th annual City of Palms Classic ... son of Akintayo and Temitayo Akingbola ... has four sisters: Yinka, Laide, Kemi and Lola ... goes by the nickname "Stretch" ... enrolled in the Harbert College of Business.

BAM TESTING RESULTS

Vertical Jump	27.5"
Approach Vertical	31.5"
3/4 Court Sprint	3.650
Reaction Shuttle	3.229
Lane Agility Drill	12.669

CAREER HIGHS

Points	2 vs. Lipscomb (12/29/19)
Rebounds	2 vs. New Mexico (11/25/19)
Field Goals	1 vs. Lipscomb (12/29/19)
Field Goals Att.	1 (3x) last vs. Lipscomb (12/29/19)
3-Pt. Field Goals	-
3-Pt. Field Goals Att.	-
Free Throws	-
Free Throws Att.	-
Assists	1 (2x) last vs. Lipscomb (12/29/19)
Steals	-
Blocks	2 (2x) last vs. New Mexico (11/25/19)
Minutes	5 (2x) last vs. New Mexico (11/25/19)

2019-20 AKINGBOLA GAME-BY-GAME

Opp.	Start	Min.	FG-A	3FG-A	FT-A	O-D-T	PF	A	TO	BLK	STL	PTS
GSU			-dnp-									
Davidson			-dnp-									
S. Alabama		4	0-1	0-0	0-0	1-0-1	0	1	0	2	0	0
CSUN		5	0-1	0-0	0-0	0-1-1	3	0	1	0	0	0
Colgate		2	0-0	0-0	0-0	0-0-0	0	0	0	0	0	0
New Mexico		5	0-0	0-0	0-0	0-2-2	0	0	0	2	0	0
Richmond		2	0-0	0-0	0-0	0-0-0	0	0	0	0	0	0
Furman			-dnp-									
Saint Louis		1	0-0	0-0	0-0	0-0-0	1	0	0	0	0	0
NC State			-dnp-									
Lehigh		1	0-0	0-0	0-0	0-0-0	0	0	0	0	0	0
Lipscomb		2	1-1	0-0	0-0	0-0-0	1	1	0	0	0	2
Miss. St.			-dnp-									
Vanderbilt		1	0-0	0-0	0-0	0-0-0	0	0	0	0	0	0
Georgia												
Alabama												
Florida												
S. Carolina												
Iowa State												
Ole Miss												
Kentucky												
Arkansas												
LSU												
Alabama												
Missouri												
Georgia												
Tennessee												
Ole Miss												
Kentucky												
Texas A&M												
Tennessee												

AKINGBOLA'S MISCELLANEOUS STATS

	2019-20	Career
Games with 10+ Pts	0	0
Games with 20+ Pts	0	0
Games 5+ 3s	0	0
Games with 5+ Reb	0	0
Games with 10+ Reb	0	0
Games with 5+ Ast	0	0
Games with 10+ Ast	0	0
Games with 5+ Blk	0	0
Games with 5+ Stl	0	0
Double-Doubles	0	0

AKINGBOLA'S CAREER STATISTICS

Year	GP-GS	Min-Avg	FG-FGA	Pct	3FG-A	Pct	FT-FTA	Pct	Off-Def-Tot--Avg	PF-FO	Ast	TO	Blk	Stl	Pts	Avg
2019-20	9-0	19-2.1	1-3	.333	0-0	.000	0-0	.000	1-3-4--0.4	5-0	2	1	4	0	2	0.3
TOTAL	9-0	19-2.1	1-3	.333	0-0	.000	0-0	.000	1-3-4--0.4	5-0	2	1	4	0	2	0.3

22



ALLEN FLANIGAN

6-5 • 200

Fr. • G

Little Rock, Ark.
(Parkview Magnet)

2019-20 (Freshman): Appeared in all 14 games off the bench ... third-best rebounding guard on the team at 2.2 boards per contest ... pulled down at least three rebounds six times, all within the last 11 games ... was a perfect 4-for-4 and scored a career-high eight points in 12 minutes vs. Furman ... saw extended action against NC State.

HIGH SCHOOL AND PERSONAL DATA: Labeled as a four-star by ESPN and a three-star by Rivals and 247Sports ... selected as the No. 1 player in Arkansas by ESPN and No. 3 by 247Sports ... attended Parkview Magnet High School where he played for his grandfather and local legend Alfred Flanigan ... won two state championships ... named the 5A Gatorade Arkansas Player of the Year ... also chosen as the district's top athlete ... played for the Joe Johnson Hawks in the adidas Gauntlet circuit, averaging 8.4 points, 3.6 rebounds and 1.2 assists per game ... led Hawks to 21-5 record and age division title in the Real Deal in the Rock ... son of Wes and Katrina Flanigan ... has two siblings: Collin and Mike ... father, Wes, was a four-year starter at point guard at Auburn from 1993-97 and is in the top 25 in program history with 1,228 career points ... father, Wes, was also an All-SEC selection in 1996 ... enrolled in the College of Education.

FLANIGAN'S MISCELLANEOUS STATS		
	2019-20	Career
Games with 10+ Pts	0	0
Games with 20+ Pts	0	0
Games 5+ 3s	0	0
Games with 5+ Reb	1	1
Games with 10+ Reb	0	0
Games with 5+ Ast	0	0
Games with 10+ Ast	0	0
Games with 5+ Blk	0	0
Games with 5+ Stl	0	0
Double-Doubles	0	0

BAM TESTING RESULTS	
Vertical Jump	30"
Approach Vertical	35.0"
3/4 Court Sprint	3.330
Reaction Shuttle	3.300
Lane Agility Drill	10.534

CAREER HIGHS	
Points	8 vs. Furman (12/5/19)
Rebounds	5 vs. Saint Louis (12/14/19)
Field Goals	4 vs. Furman (12/5/19)
Field Goals Att.	5 (3x) last vs. NC State (12/19/19)
3-Pt. Field Goals	1 vs. CSUN (11/15/19)
3-Pt. Field Goals Att.	2 (4x) last at Mississippi State (1/4/20)
Free Throws	1 (2x) last vs. NC State (12/19/19)
Free Throws Att.	2 (4x) last at Mississippi State (1/4/20)
Assists	2 vs. New Mexico (11/25/19)
Steals	1 vs. Lehigh (12/21/19)
Blocks	1 vs. CSUN (11/15/19)
Minutes	22 vs. NC State (12/19/19)

2019-20 FLANIGAN GAME-BY-GAME												
Opp.	Start	Min.	FG-A	3FG-A	FT-A	O-D-T	PF	A	TO	BLK	STL	PTS
GSU		7	0-0	0-0	0-0	0-1-1	1	1	1	0	0	0
Davidson		6	0-1	0-1	0-0	0-1-1	1	0	1	0	0	0
S. Alabama		12	2-5	0-0	0-2	1-0-1	0	0	0	0	0	4
CSUN		18	3-5	1-1	0-0	0-3-3	1	1	1	1	0	7
Colgate		9	0-3	0-2	0-0	0-3-3	1	0	0	0	0	0
New Mexico		12	2-4	0-2	0-0	0-2-2	2	2	0	0	0	4
Richmond		14	1-3	0-0	1-2	3-1-4	3	0	1	0	0	3
Furman		12	4-4	0-0	0-2	1-1-2	0	0	1	0	0	8
Saint Louis		14	1-4	0-1	1-2	3-2-5	1	0	0	0	0	3
NC State		22	1-5	0-2	1-2	1-3-4	4	1	0	0	0	3
Lehigh		15	3-4	0-1	0-1	0-1-1	0	0	1	0	1	6
Lipscomb		10	0-0	0-0	0-0	0-0-0	3	0	2	0	0	0
Miss. St.		12	0-2	0-2	0-2	1-0-1	2	0	1	0	0	0
Vanderbilt		17	1-3	1-2	0-2	1-2-3	3	0	1	0	0	3
Georgia												
Alabama												
Florida												
S. Carolina												
Iowa State												
Ole Miss												
Kentucky												
Arkansas												
LSU												
Alabama												
Missouri												
Georgia												
Tennessee												
Ole Miss												
Kentucky												
Texas A&M												
Tennessee												

FLANIGAN'S CAREER STATISTICS																
Year	GP-GS	Min-Avg	FG-FGA	Pct	3FG-A	Pct	FT-FTA	Pct	Off-Def-Tot--Avg	PF-FO	Ast	TO	Blk	Stl	Pts	Avg
2019-20	14-0	176-12.6	18-43	.419	2-14	.143	3-15	.200	11-20-31--2.2	22-0	5	10	1	1	41	2.9
TOTAL	14-0	176-12.6	18-43	.419	2-14	.143	3-15	.200	11-20-31--2.2	22-0	5	10	1	1	41	2.9

23



ISAAC OKORO

6-6 • 225

Fr. • F

Powder Springs, Ga.
(McEachern)

2019-20 (Freshman): Started all 14 games as first-year player in senior-laden lineup ... third in SEC and 43rd nationally with a 57.7 field goal percentage ... field goal percentage ranks seventh nationally among freshmen ... scored in double figures in first six games of his career, becoming just the second freshman since 1990 to accomplish the feat (Mustapha Heron) ... averaging 18.5 points and 7 rebounds while shooting 61.1 percent from the field (11-of-18) in SEC play ... second on the team with 30 offensive rebounds, third in total rebounds (68) ... hit the game-winning shot at South Alabama with 2.9 seconds left and became the only Auburn player in the last 15 years with a stat line of 15 points, six rebounds, six assists, two steals and two blocks in a game ... named SEC Freshman of the Week Nov. 18 and Dec. 9 ... is the fourth freshman in program history to earn the weekly recognition twice in a season, joining Jared Harper (2016-17), Aaron Swinson (1991-92) and Wesley Person (1990-91) ... had near double-double with 18 points and nine rebounds vs. Furman ... scored career-high 23 points against Vanderbilt, including one-handed dunk that was No. 7 on the Sportscenter Top 10 for Jan. 9.

INTERNATIONAL EXPERIENCE: Won gold medal with 2018 USA U17 World Cup Team, averaging 4.3 points per game to help USA to a 7-0 record from June 30-July 8 in Santa Fe, Argentina ... took part in 2017 USA Basketball Men's Junior National Team Minicamp ... participated in 2016 Junior National Team Minicamp.

HIGH SCHOOL AND PERSONAL DATA: Labeled as a five-star by Rivals and a four-star by 247Sports ... rated as the second-highest signing in program history according to the 247Sports composite ranking ... tabbed as the No. 31 and No. 36 player in the country by Rivals and 247Sports, respectively ... chosen as the No. 2 player in the state of Georgia by 247Sports ... played at McEachern High School where he had his No. 35 jersey retired ... was a four-time all-state selection ... led team to 32-0 record and the state title in 2018-19, the first in the school's history ... team was ranked No. 1 in the country according to MaxPreps, BlueStar Media and the Prep Circuit Power 50 ... averaged 19.7 points, 10.1 rebounds, 3.2 assists and 2.7 steals as a senior ... named the 2019 AJC Player of the Year ... graduated with honors ... competed with Athletes of Tomorrow on the Nike EYBL circuit ... averaged 17.7 points, 8.4 rebounds and 4.1 assists with 51.7 field goal percentage ... son of Godwin and Gloria Okoro ... has three siblings: Michael, Rachel and Ashley ... enrolled in the Harbert College of Business.

OKORO'S MISCELLANEOUS STATS		
	2019-20	Career
Games with 10+ Pts	11	11
Games with 20+ Pts	1	1
Games 5+ 3s	0	0
Games with 5+ Reb	8	8
Games with 10+ Reb	0	0
Games with 5+ Ast	1	1
Games with 10+ Ast	0	0
Games with 5+ Blk	0	0
Games with 5+ Stl	0	0
Double-Doubles	0	0

BAM TESTING RESULTS	
Vertical Jump	30.5"
Approach Vertical	38.5"
3/4 Court Sprint	3.202
Reaction Shuttle	3.137
Lane Agility Drill	11.519

CAREER HIGHS	
Points	23 vs. Vanderbilt (1/8/20)
Rebounds	9 vs. Furman (12/5/19)
Field Goals	8 vs. CSUN (11/15/19)
Field Goals Att.	13 vs. Saint Louis (12/14/19)
3-Pt. Field Goals	2 (2x) last vs. Saint Louis (12/14/19)
3-Pt. Field Goals Att.	3 (4x) last vs. Saint Louis (12/14/19)
Free Throws	10 vs. Vanderbilt (1/8/20)
Free Throws Att.	14 vs. Vanderbilt (1/8/20)
Assists	6 at South Alabama (11/12/19)
Steals	3 vs. New Mexico (11/25/19)
Blocks	3 vs. Lipscomb (12/29/19)
Minutes	43 vs. Furman (12/5/19)

2019-20 OKORO GAME-BY-GAME													
Opp.	Start	Min.	FG-A	3FG-A	FT-A	O-D-T	PF	A	TO	BLK	STL	PTS	
GSU	*	31	6-9	0-1	0-0	1-4-5	3	2	3	0	0	12	
Davidson	*	30	5-7	2-3	4-6	0-1-1	2	0	2	0	0	16	
S. Alabama	*	36	6-12	0-2	3-6	2-4-6	1	6	2	2	2	15	
CSUN	*	21	8-12	0-2	1-1	2-3-5	2	0	1	2	0	17	
Colgate	*	29	5-11	0-3	1-2	2-1-3	1	2	2	1	2	11	
New Mexico*		29	5-8	1-2	1-4	3-1-4	1	1	1	1	3	12	
Richmond	*	23	4-6	0-1	1-1	2-4-6	4	1	2	1	0	9	
Furman	*	43	5-9	0-3	8-9	3-6-9	3	3	6	1	0	18	
Saint Louis	*	35	5-13	2-3	0-0	4-1-5	2	1	1	1	0	12	
NC State	*	28	3-6	0-0	3-7	1-2-3	4	2	4	0	1	9	
Lehigh	*	23	3-4	0-1	2-2	2-1-3	4	1	3	0	2	8	
Lipscomb	*	31	5-9	0-2	4-5	4-0-4	2	2	0	3	0	14	
Miss. St.	*	35	5-9	0-1	4-5	1-7-8	2	2	1	0	2	14	
Vanderbilt	*	32	6-9	1-1	10-14	3-3-6	1	3	2	0	1	23	
Georgia													
Alabama													
Florida													
S. Carolina													
Iowa State													
Ole Miss													
Kentucky													
Arkansas													
LSU													
Alabama													
Missouri													
Georgia													
Tennessee													
Ole Miss													
Kentucky													
Texas A&M													
Tennessee													

OKORO'S CAREER STATISTICS																
Year	GP-GS	Min-Avg	FG-FGA	Pct	3FG-A	Pct	FT-FTA	Pct	Off-Def-Tot--Avg	PF-FO	Ast	TO	Blk	Stl	Pts	Avg
2019-20	14-14	419-29.9	71-124	.573	6-25	.240	42-62	.677	30-38-68--4.9	32-0	26	30	12	13	190	13.6
TOTAL	14-14	419-29.9	71-124	.573	6-25	.240	42-62	.677	30-38-68--4.9	32-0	26	30	12	13	190	13.6

24



ANFERNEE McLEMORE

6-7 • 220

Sr. • F

Warwick, Ga.

(Worth County HS)

2019-20 (Senior): Appeared in all 14 games as the first player off the bench ... seventh in the SEC and 61st in the country with 1.71 blocks per game ... 46th in the nation with 8.6 block percentage ... third in Auburn history with 177 blocks, recently passing former teammate Horace Spencer (2015-19) who had 170 swats ... 177 blocks ranks eighth nationally among active players and is fourth among Power 5 players ... boasts third-best field goal percentage on the team at 50.7 percent ... second-best 3-point shooter on the team at 36.8 percent ... scored in double figures five times, including three of first four games to begin the season ... matched season high with 14 points, all in the first half, against Vanderbilt ... made multiple 3s five times, three of which were away from home ... pulled down five-plus rebounds six times, including four of the last six games ... tied career-best with six blocks against Lehigh, all of which came in the second half ... blocked at least three shots five times.

HIGH SCHOOL AND PERSONAL DATA: Rated as a four-star prospect by ESPN ... rated as a 3-star by 247Sports, Rivals and Scout ... averaged 15.6 points, 11.2 rebounds and 6.9 blocks per game for Worth County as a senior in 2015-16 under coach Connie Mays ... three-time selection to the Albany Herald's Super Six as a sophomore, junior and senior ... the Rams finished in a three-way tie for first in the Georgia High School Region 1 4A standings ... averaged 19 points, 11.8 rebounds and 6.4 blocks per game for Worth County as a junior in 2014-15, recording several triple-doubles ... two-time All-Area selection by the Albany Herald ... started for the Rams each of his four years in high school ... Georgia Class 4A Sophomore of the Year by Hoopseen ... had a 4.0 GPA in advanced classes and was accepted by the Massachusetts Institute of Technology ... scored a 1670 on his SAT ... had considered Yale, Brown, Oregon State, Stanford and Georgia Tech ... played AAU basketball for the Atlanta Celtics under Horace Neysmith ... full name is Anfernee Keith McLemore ... son of Cinderella Lewis and Feron McLemore ... enrolled in the Harbert College of Business ... signed national letter of intent on Nov. 11, 2015.

McLEMORE'S MISCELLANEOUS STATS					
	2016-17	2017-18	2018-19	2019-20	Career
Games with 10+ Pts	4	9	10	5	28
Games with 20+ Pts	0	0	0	0	0
Games 5+ 3s	0	0	0	0	0
Games with 5+ Reb	16	14	17	6	53
Games with 10+ Reb	1	4	2	0	8
Games with 5+ Ast	0	0	0	0	0
Games with 10+ Ast	0	0	0	0	0
Games with 5+ Blk	0	6	0	1	7
Games with 5+ Stl	0	0	0	0	0
Double-Doubles	0	3	0	0	3

BAM TESTING RESULTS	
Vertical Jump	34.5"
Approach Vertical	42"
3/4 Court Sprint	3.230
Reaction Shuttle	2.933
Lane Agility Drill	10.786

CAREER HIGHS	
Points	19 (3x) last vs. Saint Peter's (11/28/18)
Rebounds	13 at Dayton (11/29/17)
Field Goals	8 (2x) last vs. Saint Peter's (11/28/18)
Field Goals Att.	13 vs. Saint Peter's (11/28/18)
3-Pt. Field Goals	4 (2x) last vs. Mississippi State (3/2/19)
3-Pt. Field Goals Att.	7 (2x) last at LSU (2/9/19)
Free Throws	7 at LSU (2/21/17)
Free Throws Att.	8 (2x) last vs. North Florida (12/29/18)
Assists	2 (5x) last vs. New Mexico (11/25/19)
Blocks	6 (3x) last vs. Lehigh (12/21/19)
Steals	4 vs. North Florida (12/29/18)
Minutes	30 vs. Kentucky (2/14/18)

2019-20 McLEMORE GAME-BY-GAME													
Opp.	Start	Min.	FG-A	3FG-A	FT-A	O-D-T	PF	A	TO	BLK	STL	PTS	
GSU		21	1-4	0-1	0-0	0-3-3	2	2	2	0	0	2	
Davidson		25	4-5	0-1	4-5	1-4-5	1	0	1	3	1	12	
S. Alabama		26	5-9	2-5	2-4	1-3-4	3	1	0	0	0	14	
CSUN		18	4-7	2-5	0-0	3-2-5	2	1	0	4	0	10	
Colgate		19	2-5	0-2	0-0	1-3-4	1	0	1	3	0	4	
New Mexico		18	3-4	2-3	2-5	2-1-3	1	2	2	1	2	10	
Richmond		20	1-3	0-2	0-0	1-1-2	2	1	1	1	3	2	
Furman		16	3-4	1-2	2-2	2-3-5	5	0	1	1	0	9	
Saint Louis		20	2-5	2-5	1-2	0-2-2	4	1	1	3	1	7	
NC State		21	2-7	1-4	1-2	0-5-5	2	0	1	1	1	6	
Lehigh		20	2-5	1-2	4-5	1-6-7	2	1	2	6	1	9	
Lipscomb		17	1-2	1-2	0-0	1-5-6	1	2	2	1	2	3	
Miss. St.		22	1-5	0-1	0-0	0-2-2	4	0	0	0	0	2	
Vanderbilt		17	6-8	2-3	0-0	1-0-1	4	0	0	0	0	14	
Georgia													
Alabama													
Florida													
S. Carolina													
Iowa State													
Ole Miss													
Kentucky													
Arkansas													
LSU													
Alabama													
Missouri													
Georgia													
Tennessee													
Ole Miss													
Kentucky													
Texas A&M													
Tennessee													

McLEMORE'S CAREER STATISTICS																
Year	GP-GS	Min-Avg	FG-FGA	Pct	3FG-A	Pct	FT-FTA	Pct	Off-Def-Tot--Avg	PF-FO	Ast	TO	Blk	Stl	Pts	Avg
2016-17	32-1	483-15.1	69-101	.683	1-1	1.000	35-58	.603	54-89-143--4.5	76-0	5	28	37	13	174	5.4
2017-18	27-21	525-19.4	74-139	.532	18-46	.391	35-48	.729	49-93-142--5.3	70-1	14	24	73	20	201	7.4
2018-19	40-34	762-19.1	101-223	.453	37-112	.330	29-47	.617	39-122-161--4.0	120-4	10	30	43	29	268	6.7
2019-20	14-0	276-19.7	37-73	.507	14-38	.368	16-25	.640	14-40-54--3.9	34-1	11	13	24	11	104	7.4
TOTAL	113-56	2046-18.1	281-536	.524	70-197	.355	115-178	.646	156-344-500--4.4	300-6	40	95	177	73	747	6.6

35



DEVAN CAMBRIDGE

6-6 • 190
Fr. • G
Nashville, Tenn.
(Hillcrest Prep)

2019-20 (Freshman): Appeared in all 14 games off the bench ... played 10-plus minutes seven times ... scored career-high 10 points in 15 minutes vs. CSUN ... scored four or more points in seven games ... racked up a block or a steal six times.

HIGH SCHOOL AND PERSONAL DATA: Labeled as a three-star by both Rivals and 247Sports ... tabbed as the No. 8 player in the state of Arizona by 247Sports ... averaged 13 points, 6.5 rebounds, 2.3 blocks and 1.7 steals in 22 games during senior season for Hillcrest Prep in Phoenix, Ariz ... Shot 49 percent from the field, including 38 percent from three ... played on the Nike EYBL circuit with Athletes of Tomorrow, averaging 15.1 points, 5.1 rebounds, 1.3 assists and 1.3 blocks per game in 13 games ... son of Desmond Cambridge and Teon Cotton ... has six siblings: Desmond Jr., Jalon, Jaloni, Jasiah, Jordyn and Kennedy ... father, Desmond Sr., was an all-conference player at Alabama A&M where he set the NCAA record for steals in a season with 160 - a record that still stands after the 2018-19 season - while also averaging 20.7 points per game ... brother, Desmond Jr., is a junior on the basketball team at Nevada ... enrolled in the College of Education.

BAM TESTING RESULTS

Vertical Jump	31.5"
Approach Vertical	40.5"
3/4 Court Sprint	3.342
Reaction Shuttle	3.440
Lane Agility Drill	11.618

CAREER HIGHS

Points	10 vs. CSUN (11/15/19)
Rebounds	4 (3x) last vs. Vanderbilt (1/8/20)
Field Goals	4 (2x) last vs. Colgate (11/18/19)
Field Goals Att.	7 vs. CSUN (11/15/19)
3-Pt. Field Goals	2 (2x) last vs. CSUN (11/15/19)
3-Pt. Field Goals Att.	4 vs. CSUN (11/15/19)
Free Throws	3 vs. Davidson (11/8/19)
Free Throws Att.	5 vs. Davidson (11/8/19)
Assists	1 (3x) last vs. Vanderbilt (1/8/20)
Steals	2 vs. Saint Louis (12/14/19)
Blocks	1 (5x) last vs. Lipscomb (12/29/19)
Minutes	16 (3x) last vs. Lipscomb (12/29/19)

2019-20 CAMBRIDGE GAME-BY-GAME

Opp.	Start	Min.	FG-A	3FG-A	FT-A	O-D-T	PF	A	TO	BLK	STL	PTS
GSU		16	2-4	2-3	0-0	1-2-3	3	0	0	0	0	6
Davidson		9	1-1	1-1	3-5	0-0-0	4	0	0	1	0	6
S. Alabama		9	0-0	0-0	0-0	0-1-1	0	0	0	0	0	0
CSUN		15	4-7	2-4	0-0	0-2-2	1	0	1	0	1	10
Colgate		14	4-6	1-3	0-0	1-1-2	0	0	0	1	1	9
New Mexico		13	1-4	0-2	0-0	1-1-2	1	0	1	0	0	2
Richmond		7	0-5	0-2	0-0	1-1-2	1	0	1	0	0	0
Furman		9	1-5	0-2	0-0	1-3-4	0	1	1	1	1	2
Saint Louis		14	2-3	0-1	0-2	2-2-4	0	1	0	1	2	4
NC State		7	0-0	0-0	0-0	0-1-1	3	0	1	0	0	0
Lehigh		16	2-5	0-3	0-0	0-0-0	2	0	3	0	0	4
Lipscomb		16	2-3	1-2	0-2	0-1-1	1	0	0	1	1	5
Miss. St.		7	0-0	0-0	0-0	0-0-0	2	0	0	0	0	0
Vanderbilt		9	1-3	0-2	0-0	1-3-4	1	1	1	0	0	2
Georgia												
Alabama												
Florida												
S. Carolina												
Iowa State												
Ole Miss												
Kentucky												
Arkansas												
LSU												
Alabama												
Missouri												
Georgia												
Tennessee												
Ole Miss												
Kentucky												
Texas A&M												
Tennessee												

CAMBRIDGE'S MISCELLANEOUS STATS

	2019-20	Career
Games with 10+ Pts	1	1
Games with 20+ Pts	0	0
Games 5+ 3s	0	0
Games with 5+ Reb	0	0
Games with 10+ Reb	0	0
Games with 5+ Ast	0	0
Games with 10+ Ast	0	0
Games with 5+ Blk	0	0
Games with 5+ Stl	0	0
Double-Doubles	0	0

CAMBRIDGE'S CAREER STATISTICS

Year	GP-GS	Min-Avg	FG-FGA	Pct	3FG-A	Pct	FT-FTA	Pct	Off-Def-Tot--Avg	PF-FO	Ast	TO	Blk	Stl	Pts	Avg
2019-20	14-0	152-10.9	20-46	.435	7-25	.280	3-9	.333	8-18-26--1.9	19-0	3	9	5	6	50	3.6
TOTAL	14-0	152-10.9	20-46	.435	7-25	.280	3-9	.333	8-18-26--1.9	19-0	3	9	5	6	50	3.6

50


AUSTIN WILEY

6-11 • 260

Sr. • C

Hoover, Ala.

(Calusa Prep)



2019-20 (Senior): Rejoined starting lineup and has started all 14 games ... second the SEC and is 41st in the nation with 9.4 rebounds per game ... father Aubrey led the SEC in rebounding in 1993-94 ... fourth in the country with a 32.2 defensive rebound rate ... also is 19th in the nation in offensive rebound rate at 15.9 ... third in the SEC and 33rd nationally with six double-doubles ... third nationally drawing 8.1 fouls per 40 minutes ... second in the SEC in free throws attempted (84) and fifth in free throw made (59) ... fourth in the SEC with 1.93 blocks per game ... has a block in 11 straight games and seven multi-block games over the last eight contests ... named SEC Player of the Week, the first of his career, on Dec. 2 after averaging 16 points and 10.5 rebounds per game en route to being named the MVP at the Legends Classic ... just the fourth center in program history to earn the weekly award, joining Mamadou N'diaye (1999), Aaron Swinson (1994) and Jeff Moore (1987) ... averaging 12.2 points and 10.2 boards per contest over the last 10 games ... in that span, has amassed six double-doubles, scoring in double figures and pulling down at least eight rebounds in eight games.

INTERNATIONAL EXPERIENCE: Selected and named the team captain for the 12-member USA Basketball U19 World Cup Team to play in the FIBA World Cup in Cairo, Egypt, July 1-9, 2017 ... only American and one of seven players to average a double-double in the tournament with 10.3 points and 10.9 rebounds in only 19.9 minutes per game as the United States won the bronze medal, finishing 6-1 ... shot 50 percent from the field ... started all seven games ... had three double-doubles and a rebound shy of four double-doubles in seven games.

HIGH SCHOOL AND PERSONAL DATA: Ranked 13th nationally by Scout, 16th by Rivals and 17th by 247Sports ... played on Team USA's gold medal winner at the FIBA Men's U17 World Championship in Zaragoza, Spain in summer of 2016 ... consensus five-star selection ... three-time all-state selection at Spain Park High School in Hoover, Ala. ... averaged 22 points and 12 rebounds as a junior in 2014-15 leading Spain Park to a 24-6 record and the Class 7A state finals under coach Donnie Quinn ... was named the Alabama Sports Writers Association Class 7A Player of the Year as a junior, averaging 27.1 points, 12.1 rebounds and 2.9 blocks ... selected to the ASWA Class 7A All-State first-team and to the AL.com Class 7A Super All-State first-team ... scored his 1,500th point of his high school career during his junior season ... MVP of the Alabama North-South game in August 2016 ... averaged 19 points and 12 rebounds as a sophomore at Spain Park where he was named AL.com Birmingham Player of the Year Award ... selected to the ASWA Class 7A All-State first-team and AL.com Class 7A Super All-State first-team ... averaged 15 points and 10 rebounds as a freshman ... named an honorable mention ASWA Class 6A All-State selection as a freshman ... full name is Austin Jermaine Wiley ... son of former Auburn players, All-American & 1992 USA Olympian Vickie Orr and Aubrey Wiley, who led the SEC in rebounding in 1993-94 ... Vickie helped lead Auburn to two-straight NCAA Championship games in 1988 and 1989 and was inducted into the Alabama Sports Hall of Fame in 2013 ... enrolled in the College of Education ... signed national letter of intent Nov. 9, 2016.

WILEY'S MISCELLANEOUS STATS

	2016-17	2018-19	2019-20	Career
Games with 10+ Pts	8	8	11	27
Games with 20+ Pts	1	0	0	1
Games 5+ 3s	0	0	0	0
Games with 5+ Reb	10	9	13	32
Games with 10+ Reb	1	2	7	10
Games with 5+ Ast	0	0	0	0
Games with 10+ Ast	0	0	0	0
Games with 5+ Blk	0	2	1	3
Games with 5+ Stl	0	0	0	0
Double-Doubles	1	1	6	8

BAM TESTING RESULTS

Vertical Jump	31"
Approach Vertical	35"
3/4 Court Sprint	3.254
Reaction Shuttle	3.036
Lane Agility Drill	11.808

CAREER HIGHS

Points	25 at TCU (1/28/17)
Rebounds	15 vs. Lehigh (12/21/19)
Field Goals	11 at TCU (1/28/17)
Field Goals Att.	13 (2x) last vs. Saint Peter's (11/28/18)
3-Pt. Field Goals	-
3-Pt. Field Goals Att.	1 (3x) last vs. Lipscomb (12/29/19)
Free Throws	11 vs. Alabama (1/21/17)
Free Throws Att.	18 vs. Alabama (1/21/17)
Assists	2 vs. Furman (12/5/19)
Steals	3 vs. NC State (12/19/19)
Blocks	5 (3x) last at Mississippi State (1/4/20)
Minutes	29 vs. Furman (12/5/19)

2019-20 WILEY GAME-BY-GAME

Opp.	Start	Min.	FG-A	3FG-A	FT-A	O-D-T	PF	A	TO	BLK	STL	PTS
GSU	*	20	5-7	0-0	3-5	2-7-9	4	0	5	0	1	12
Davidson	*	20	1-2	0-0	3-6	1-9-10	1	0	1	1	0	5
S. Alabama	*	11	0-1	0-0	2-2	0-1-1	5	1	1	0	0	2
CSUN	*	19	3-4	0-0	4-4	0-9-9	1	0	4	2	0	10
Colgate	*	19	4-7	0-0	5-7	4-6-10	2	0	2	1	0	13
New Mexico*		18	6-8	0-0	2-4	6-7-13	5	0	1	1	0	14
Richmond	*	23	6-7	0-0	6-11	4-4-8	3	0	2	2	0	18
Furman	*	29	4-5	0-0	5-7	3-9-12	1	2	0	2	2	13
Saint Louis	*	23	2-11	0-0	4-8	5-3-8	2	0	3	2	0	8
NC State	*	20	4-4	0-0	2-2	2-6-8	1	1	1	3	3	10
Lehigh	*	20	3-6	0-0	8-8	6-9-15	2	1	1	1	0	14
Lipscomb	*	23	3-7	0-1	4-6	5-6-11	1	2	1	3	0	10
Miss. St.	*	24	4-8	0-0	2-4	1-4-5	2	1	1	5	1	10
Vanderbilt	*	23	2-5	0-0	9-10	3-9-12	2	0	1	3	0	13
Georgia												
Alabama												
Florida												
S. Carolina												
Iowa State												
Ole Miss												
Kentucky												
Arkansas												
LSU												
Alabama												
Missouri												
Georgia												
Tennessee												
Ole Miss												
Kentucky												
Texas A&M												
Tennessee												

WILEY'S CAREER STATISTICS

Year	GP-GS	Min-Avg	FG-FGA	Pct	3FG-A	Pct	FT-FTA	Pct	Off-Def-Tot--Avg	PF-FO	Ast	TO	Blk	Stl	Pts	Avg
2016-17	23-22	415-18.0	73-125	.584	0-0	.000	56-114	.491	52-56-108--4.7	59-1	5	41	31	5	202	8.8
2018-19	29-5	377-13.0	76-134	.567	0-3	.000	48-84	.571	45-72-117--4.0	59-1	2	29	37	6	200	6.9
2019-20	14-14	283-20.2	47-82	.573	0-1	.000	59-84	.702	42-89-131--9.4	32-2	8	24	27	7	153	10.9
TOTAL	66-41	1075-16.3	196-341	.575	0-4	.000	163-282	.578	139-217-356--5.4	150-4	15	94	95	18	555	8.4

SEASON STATS



2019-20 Auburn Men's Basketball
Combined Team Statistics
All games

Page 1/1
as of Jan 09, 2020

Game Records

Record	Overall	Home	Away	Neutral
ALL GAMES	14-0	8-0	2-0	4-0
CONFERENCE	2-0	1-0	1-0	0-0
NON-CONFERENCE	12-0	7-0	1-0	4-0

Score by Periods

Team	1st	2nd	OT	TOT
Auburn	539	595	15	1149
Opponents	424	498	12	934

Team Box Score

No.	Player	Total			3-Point		F-Throw		Rebounds				PF DQ A			TO BLK STL		PTS AVG				
		GP-GS	MIN	AVG	FG-FGA	FG%	3FG-FGA	3FG%	FT-FTA	FT%	OFF	DEF	TOT	AVG	PF	DQ	A	TO	BLK	STL	PTS	AVG
10	DOUGHTY, Samir	14-14	449:04	32.1	66-153	.431	26-79	.329	60-78	.769	13	41	54	3.9	28	0	36	31	4	21	218	15.6
23	OKORO, Isaac	14-14	419:11	29.9	71-123	.577	6-25	.240	43-64	.672	30	38	68	4.9	32	0	26	30	12	13	191	13.6
5	MCCORMICK, J'Von	14-14	419:17	29.9	62-153	.405	20-64	.313	21-42	.500	16	41	57	4.1	26	0	74	30	1	16	165	11.8
50	WILEY, Austin	14-14	285:34	20.4	47-82	.573	0-1	.000	59-84	.702	42	89	131	9.4	32	2	8	24	27	7	153	10.9
3	PURIFOY, Danjel	14-14	381:47	27.3	46-111	.414	22-69	.319	23-30	.767	20	51	71	5.1	24	0	21	17	6	10	137	9.8
24	MCLEMORE, Anfernee	14-0	274:02	19.6	37-73	.507	14-38	.368	16-25	.640	14	40	54	3.9	34	1	11	13	24	11	104	7.4
1	JOHNSON, Jamal	14-0	183:55	13.1	20-50	.400	18-42	.429	13-17	.765	7	16	23	1.6	17	0	9	8	1	7	71	5.1
35	CAMBRIDGE, Devan	14-0	153:45	11.0	20-46	.435	7-25	.280	3-9	.333	8	18	26	1.9	19	0	3	9	5	6	50	3.6
22	FLANIGAN, Allen	14-0	173:22	12.4	18-43	.419	2-14	.143	3-15	.200	11	20	31	2.2	22	0	5	10	1	1	41	2.9
2	WILLIAMS, Jaylin	6-0	15:15	2.5	3-6	.500	0-1	.000	3-3	1.000	1	3	4	0.7	2	0	0	0	1	0	9	1.5
14	COOK, Preston	2-0	04:48	2.4	1-2	.500	0-1	.000	0-0	.000	0	1	1	0.5	1	0	0	0	0	0	2	1.0
0	JONES, Tyrell	8-0	31:50	4.0	2-8	.250	0-3	.000	2-3	.667	4	6	10	1.3	3	0	5	3	0	4	6	0.8
13	AKINGBOLA, Babatunde	9-0	18:26	2.0	1-3	.333	0-0	.000	0-0	.000	1	3	4	0.4	5	0	2	1	4	0	2	0.2
54	COLLIER, Thomas	1-0	01:33	1.6	0-0	.000	0-0	.000	0-0	.000	0	0	0	0.0	0	0	0	0	1	0	0	0.0
21	MACOY, Will	2-0	02:42	1.4	0-0	.000	0-0	.000	0-0	.000	0	0	0	0.0	0	0	0	0	0	0	0	0.0
12	BERMAN, Lior	2-0	02:42	1.4	0-1	.000	0-0	.000	0-0	.000	0	0	0	0.0	0	0	0	0	0	0	0	0.0
4	FRANKLIN, Javon	4-0	05:06	1.3	0-0	.000	0-0	.000	0-0	.000	0	0	0	0.0	0	0	0	1	0	0	0	0.0
20	PARKER, Myles	3-0	02:42	0.9	0-1	.000	0-0	.000	0-0	.000	0	0	0	0.0	0	0	0	1	0	0	0	0.0
Team											26	28	54				3					
Total		14	2825		394-855	.461	115-362	.318	246-370	.665	193	395	588	42.0	245	3	200	181	87	96	1149	82.1
Opponents		14	2825		346-859	.403	86-282	.305	156-226	.690	157	333	490	35.0	302	9	142	204	37	96	934	66.7

Team Statistics

	AUB	OPP
Scoring	1149	934
Points per game	82.1	66.7
Scoring margin	+15.4	-
Field goals-att	394-855	346-859
Field goal pct	.461	.403
3 point fg-att	115-362	86-282
3-point FG pct	.318	.305
3-pt FG made per game	8.2	6.1
Free throws-att	246-370	156-226
Free throw pct	.665	.690
F-Throws made per game	17.6	11.1
Rebounds	588	490
Rebounds per game	42.0	35.0
Rebounding margin	+7.0	-
Assists	200	142
Assists per game	14.3	10.1
Turnovers	181	204
Turnovers per game	12.9	14.6
Turnover margin	+1.6	-
Assist/turnover ratio	1.1	0.7
Steals	96	96
Steals per game	6.9	6.9
Blocks	87	37
Blocks per game	6.2	2.6
Winning streak	14	-
Home win streak	8	-
Attendance	69323	18515
Home games-Avg/Game	8-8665	2-9258
Neutral site-Avg/Game	-	4-7599

Team Results

Date	Opponent	Score	Att.
11/05/2019	Ga. Southern	W 83-74	8702
11/08/2019	vs Davidson	W 76-66	4549
11/12/2019	at South Alabama	W 70-69	10068
11/15/2019	CSUN	W 116-70	8389
11/18/2019	Colgate	W 91-62	7522
11/25/2019	vs New Mexico	W 84-59	6812
11/26/2019	vs Richmond	W 79-65	6420
12/05/2019	Furman	W 81-78	8226
12/14/2019	vs Saint Louis	W 67-61	12614
12/19/2019	NC State	W 79-73	9121
12/21/2019	Lehigh	W 74-51	9121
12/29/2019	Lipscomb	W 86-59	9121
01/04/2020	at Mississippi St.	W 80-68	8447
01/08/2020	Vanderbilt	W 83-79	9121

SEASON STATS


**2019-20 Auburn Men's Basketball
Combined Team Statistics
In Conference games**

 Page 1/1
 as of Jan 09, 2020

Game Records

Record	Overall	Home	Away	Neutral
ALL GAMES	2-0	1-0	1-0	0-0
CONFERENCE	2-0	1-0	1-0	0-0
NON-CONFERENCE	0-0	0-0	0-0	0-0

Score by Periods

Team	1st	2nd	OT	TOT
Auburn	71	92	0	163
Opponents	62	85	0	147

Team Box Score

No.	Player				Total		3-Point		F-Throw		Rebounds											
		GP-GS	MIN	AVG	FG-FGA	FG%	3FG-FGA	3FG%	FT-FTA	FT%	OFF	DEF	TOT	AVG	PF	DQ	A	TO	BLK	STL	PTS	AVG
5	MCCORMICK, J'Von	2-2	63:46	31.9	12-28	.429	2-10	.200	12-17	.706	3	4	7	3.5	3	0	6	6	0	2	38	19.0
23	OKORO, Isaac	2-2	66:07	33.1	11-18	.611	1-2	.500	14-19	.737	4	10	14	7.0	3	0	5	3	0	3	37	18.5
3	PURIFOY, Danjel	2-2	58:49	29.4	9-19	.474	3-10	.300	2-2	1.000	3	8	11	5.5	5	0	3	1	0	2	23	11.5
50	WILEY, Austin	2-2	45:44	22.9	6-13	.462	0-0	.000	11-14	.786	4	13	17	8.5	4	0	1	2	8	1	23	11.5
10	DOUGHTY, Samir	2-2	67:19	33.7	5-21	.238	1-9	.111	10-12	.833	2	8	10	5.0	7	0	2	2	1	2	21	10.5
24	MCLEMORE, Anfernee	2-0	38:07	19.1	7-13	.538	2-4	.500	0-0	.000	1	2	3	1.5	8	0	0	0	0	0	16	8.0
22	FLANIGAN, Allen	2-0	27:54	13.9	1-5	.200	1-4	.250	0-4	.000	2	2	4	2.0	5	0	0	2	0	0	3	1.5
35	CAMBRIDGE, Devan	2-0	14:31	7.3	1-3	.333	0-2	.000	0-0	.000	1	3	4	2.0	3	0	1	1	0	0	2	1.0
13	AKINGBOLA, Babatunde	1-0	00:26	0.4	0-0	.000	0-0	.000	0-0	.000	0	0	0	0.0	0	0	0	0	0	0	0	0.0
1	JOHNSON, Jamal	2-0	17:18	8.7	0-2	.000	0-1	.000	0-0	.000	1	0	1	0.5	3	0	1	2	1	2	0	0.0
Team											9	3	12					1				
Total		2	400		52-122	.426	10-42	.238	49-68	.721	30	53	83	41.5	41	0	19	20	10	12	163	81.5
Opponents		2	400		49-120	.408	13-30	.433	36-48	.750	23	51	74	37.0	50	1	16	23	16	11	147	73.5

Team Statistics

	AUB	OPP
Scoring	163	147
Points per game	81.5	73.5
Scoring margin	+8.0	-
Field goals-att	52-122	49-120
Field goal pct	.426	.408
3 point fg-att	10-42	13-30
3-point FG pct	.238	.433
3-pt FG made per game	5.0	6.5
Free throws-att	49-68	36-48
Free throw pct	.721	.750
F-Throws made per game	24.5	18.0
Rebounds	83	74
Rebounds per game	41.5	37.0
Rebounding margin	+4.5	-
Assists	19	16
Assists per game	9.5	8.0
Turnovers	20	23
Turnovers per game	10.0	11.5
Turnover margin	+1.5	-
Assist/turnover ratio	1.0	0.7
Steals	12	11
Steals per game	6.0	5.5
Blocks	10	16
Blocks per game	5.0	8.0
Winning streak	2	-
Home win streak	1	-
Attendance	9121	8447
Home games-Avg/Game	1-9121	1-8447
Neutral site-Avg/Game	-	0-0

Team Results

Date	Opponent		Score	Att.
01/04/2020	at Mississippi St.	W	80-68	8447
01/08/2020	Vanderbilt	W	83-79	9121