



2019 AUBURN BASEBALL

AUBURN ATHLETICS COMMUNICATIONS: 392 SOUTH DONAHUE DRIVE || AUBURN, AL 36849 || AUBURNTIGERS.COM || @AUBURN_BASEBALL

2019 SCHEDULE

Day	Date	Opponent	Time/Result
FRI.	FEB. 15	GEORGIA SOUTHERN (SECN+)	W, 11-2
SAT.	FEB. 16	GEORGIA SOUTHERN (SECN+)	L, 5-7 (13)
SUN.	FEB. 17	GEORGIA SOUTHERN	W, 4-3 (13)
TUE.	FEB. 19	ALABAMA A&M (SECN+)	W, 10-1
WED.	FEB. 20	ALABAMA A&M	W, 10-2
Fri.	Feb. 22	at UCF (UCFKnights.TV)	W, 4-1
Sat.	Feb. 23	at UCF (UCFKnights.TV)	L, 1-6
Sun.	Feb. 24	at UCF (UCFKnights.TV)	W, 13-9
FRI.	MAR. 1	CINCINNATI (SECN+)	W, 5-0
SAT.	MAR. 2	CINCINNATI (SECN+)	W, 5-0
SAT.	MAR. 2	CINCINNATI (SECN+)	W, 9-5
TUE.	MAR. 5	UT MARTIN (SECN+)	W, 15-9
WED.	MAR. 6	UT MARTIN (SECN+)	W, 2-0
FRI.	MAR. 8	UTSA (SECN+)	W, 6-0
SAT.	MAR. 9	UTSA	W, 5-0
SAT.	MAR. 9	UTSA	W, 8-3
Tue.	Mar. 12	at South Alabama (JagNation TV)	W, 6-2
FRI.	MAR. 15	#21 TENNESSEE* (SECN+)	W, 2-0
SAT.	MAR. 16	#21 TENNESSEE* (SECN)	W, 5-2
SUN.	MAR. 17	#21 TENNESSEE* (SECN+)	W, 5-3
Tue.	Mar. 19	at UAB (C-USA TV)	W, 13-5
Fri.	Mar. 22	at #4 Mississippi State (SECN+)	W, 6-5
Sat.	Mar. 23	at #4 Mississippi State (SECN+)	L, 2-15
Sun.	Mar. 24	at #4 Mississippi State (SECN+)	L, 15-20
Tue.	Mar. 26	vs. Alabama% (SECN)	L, 3-6
Fri.	Mar. 29	at South Carolina (SECN+)	W, 4-2
Sat.	Mar. 30	at South Carolina (SECN)	L, 0-4
Sun.	Mar. 31	at South Carolina (SECN)	W, 7-5
TUE.	APR. 2	GEORGIA TECH (SECN+)	L, 3-9
FRI.	APR. 5	#9 ARKANSAS (SECN+)	W, 6-3
FRI.	APR. 5	#9 ARKANSAS (SECN+)	L, 6-9 (15)
SAT.	APR. 6	#9 ARKANSAS (SECN+)	L, 0-8
TUE.	APR. 9	JACKSONVILLE STATE (SECN+)	L, 6-11
Fri.	Apr. 12	at #12 Texas A&M (SECN+)	L, 0-4
Sat.	Apr. 13	at #12 Texas A&M (SECN+)	W, 7-0
Sun.	Apr. 14	at #12 Texas A&M (SECN+)	L, 1-4
Tue.	Apr. 16	at #16 Georgia Tech (ACC Extra)	L, 6-11
THU.	APR. 18	#17 OLE MISS (SECN+)	W, 7-4
FRI.	APR. 19	#17 OLE MISS (SECN+)	L, 3-5
SAT.	APR. 20	#17 OLE MISS (SECN+)	W, 6-5 (10)
Tue.	Apr. 23	at Jacksonville State (ESPN+)	W, 14-2
Thu.	Apr. 25	at #4 Vanderbilt (ESPNU)	L, 6-12
Fri.	Apr. 26	at #4 Vanderbilt (SECN)	L, 2-5
Sat.	Apr. 27	at #4 Vanderbilt (SECN+)	L, 5-9
FRI.	MAY 3	ALABAMA (SECN+)	W, 5-1
SAT.	MAY 4	ALABAMA (SECN)	L, 6-7
SUN.	MAY 5	ALABAMA (SECN)	W, 17-7
TUE.	MAY 7	UAB (SECN+)	L, 4-6
FRI.	MAY 10	#7 GEORGIA (SECN+)	6:00 pm
SAT.	MAY 11	#7 GEORGIA (SECN+)	2:00 pm
SUN.	MAY 12	#7 GEORGIA (SECN+)	1:00 pm
TUE.	MAY 14	NORTH ALABAMA	6:00 pm
Thu.	May 16	at #17 LSU (SECN+)	6:30 pm
Fri.	May 17	at #17 LSU (SECN+)	7:00 pm
Sat.	May 18	at #17 LSU (SECN+)	2:00 pm

POSTSEASON

Tue.	May 21	SEC Tournament	TBA
Fri.	May 31	NCAA Regionals	TBA
Fri.	Jun. 7	NCAA Super Regionals	TBA
Sat.	Jun. 15	NCAA College World Series	TBA

Home games in **BOLD CAPS**

All home games at Plainsman Park | All times central % - 11th annual MAX Capital City Classic (Montgomery, Ala.)

Rankings reflect USA TODAY Coaches Poll

GAMES 49-51

AUBURN, ALA. (Samford Stadium-Hitchcock Field at Plainsman Park)



AUBURN TIGERS (29-19, 12-12 SEC)

Head Coach: Butch Thompson (Birmingham-Southern, 1992)

Career Record: 171-113 (5th season) | Record at Auburn: 132-101 (4th season)

VS.



#7 GEORGIA BULLDOGS (37-13, 16-8 SEC)

Head Coach: Scott Stricklin (Kent State, 1995)

Career Record: 530-341-1 (15th season) | Record at Georgia: 180-153-1 (6th season)

» QUICK HITTERS

- The Tigers have collected 10+ hits in four straight games and 9+ hits in eight straight. The team is hitting .326 in those last eight contests.
- Will Holland has turned in three hits in three straight games. He is 9-for-12 with six runs, two doubles, one home run and five RBI in the last three contests.
- Conor Davis and Matt Scheffler have matched a season high with 10-game hitting streaks. Davis is hitting .395 (17-for-43) and Scheffler is hitting .351 (13-for-37) during their respective streaks.
- Ryan Bliss was named the SEC Freshman of the Week after going 6-for-12 with five runs and four RBI vs. Alabama. Bliss is hitting .316 and is tied for the team lead with 16 RBI in the last 20 contests.
- This weekend will mark the first time Tanner Burns and Jack Owen have been in the starting rotation together since SEC opening weekend vs. Tennessee (Mar. 15-17).
- Auburn's next win would mark its 30th this season. The Tigers haven't won 30+ games in three straight seasons since 2003-05.

PITCHING MATCHUP

AUBURN		GEORGIA	
FRI	SO LHP Jack Owen (4-0, 0.70)	vs.	JR RHP Tony Locey (8-1, 2.63)
SAT	SO RHP Tanner Burns (4-3, 2.66)	vs.	SO RHP Emerson Hancock (7-2, 1.04)
SUN	TBA	vs.	TBA

GAME INFO

Date: Friday-Sunday, May 10-12, 2019
Game Time: 6 pm / 2 pm / 1 pm CT
Site: Auburn, Ala. / Plainsman Park (4,096)
TV: SEC Network+
Talent: Andy Burcham, Gregg Olson, Mark Fuller
Radio: WTGZ-93.9 FM | WQSI - 95.9 FM
Talent: Rod Bramblett, Paul Ellen
Live Stats: StatBroadcast.com
Twitter Updates: @AuburnBaseball
Postgame Recap: AuburnTigers.com
Series History: Auburn leads, 178-166-4
Auburn: Auburn leads, 85-62-4
Athens: Auburn trails, 73-87
Neutral Site: Auburn trails, 4-7
Last Meeting: Auburn won, 4-1, in Athens (3/26/17)
Streak: W1

AUBURN

29-19, 12-12 SEC

Team Leaders

Batting Average:	JR DH Conor Davis (.311)
Runs:	SO IF Edouard Julien (40)
2B:	SO IF Edouard Julien (13)
HR:	SO IF Edouard Julien (8)
RBI:	SO IF Edouard Julien (44)
Stolen Bases:	FR OF Kason Howell (13-15)

GEORGIA

37-13, 16-8 SEC

Head Coach: Scott Stricklin (Kent State, 1995)

Career: 530-341-1 (15th season)

at UGA: 180-153-1 (6th season)

Team Leaders

Batting Average:	SR IF LJ Talley (.341)
2B:	GR C John Cable (13)
HR:	JR OF Tucker Maxwell (10)
RBI:	R-SO IF/OF Riley King (40)

POTENTIAL STARTING LINEUP

Pos.	#	Player	AVG	AB	R	H	2B	3B	HR	RBI	SB-SBA	BB
C	6	Matt Scheffler	.294	153	25	45	9	0	1	20	5-6	13
1B	4	Rankin Woley	.280	186	24	52	12	1	3	32	2-2	15
2B	9	Ryan Bliss	.270	178	33	48	10	1	1	30	8-9	24
3B	10	Edouard Julien	.260	177	40	46	13	1	8	44	3-5	35
SS	17	Will Holland	.241	166	35	40	8	0	5	21	13-16	27
LF	1	Judd Ward	.287	178	32	51	10	2	2	25	5-7	30
CF	16	Kason Howell	.272	173	23	47	7	0	0	24	13-15	17
RF	41	Steven Williams	.243	173	31	42	5	0	5	19	3-3	27
DH	24	Conor Davis	.311	180	28	56	8	1	6	30	2-2	11



AUBURN'S RECORD WHEN...

	2019	Under Thompson
Overall	29-19	132-101
SEC	12-12	51-63
Non-Conference	17-7	75-34
Postseason	0-0	9-8
Home	20-8	91-42
Away	9-10	30-49
Neutral	0-1	11-9
Current streak	L1	--
Last 5 games	2-3	--
Last 10 games	4-6	--
Situational:		
AU scores first	13-6	85-33
Opp. scores first	16-13	47-68
AU scores 4+ runs	27-9	119-42
AU scores 3 runs or less	2-10	13-59
AU leads after 7 innings	25-1	110-9
8 innings	29-1	128-7
AU trails after 7 innings	1-14	8-76
8 innings	0-17	2-82
Game tied after 7 innings	3-3	13-12
8 innings	0-1	1-9
Extra Innings	2-2	3-10
1-run games	3-1	25-26
2-run games	5-3	15-4
3-run games	4-4	17-16
Games decided by 5+ runs	13-8	65-31
vs. LH Starter	6-5	39-31
vs. RH Starter	23-14	91-70
More hits than opponent	18-3	96-17
Fewer hits than opponent	6-14	22-77
Hits are tied	5-2	12-8
AU has 10+ hits	14-8	79-39
Opp. has 10+ hits	8-13	32-65
Hit a home run	15-6	82-31
Opp. hits a home run	11-11	52-60
AU quality start	8-1	50-18
Opp. quality start	7-5	16-40
AU commits no errors	13-5	55-25
Opp. commits no error	8-7	33-50
By Day:		
Sunday	5-2	20-18
Monday	0-0	0-2
Tuesday	5-5	28-16
Wednesday	2-0	10-2
Thursday	1-1	5-9
Friday	9-4	34-21
Saturday	7-7	33-33
Day Games (first pitch before 6 p.m.)	16-9	75-54
Night Games (first pitch after 6 p.m.)	13-9	57-46
Doubleheaders	5-1	17-9
By Month:		
February	6-2	26-7
March	16-4	52-24
April	5-11	31-36
May	2-2	16-29
June	0-0	6-4
By Jersey:		
White	8-3	41-18
Blue	4-5	20-19
Orange	8-4	30-18
Gray	5-4	15-29
Pinstripes	4-3	16-13
Blue/Camo Hat	0-0	1-1
Cream Throwback	0-0	8-2

UNIVERSITY INFORMATION

Location	Auburn, Ala.
Enrollment	29,776
Founded	October 1, 1856
Nickname	Tigers
Colors	Burnt Orange and Navy Blue
President	Dr. Steven Leath
Athletics Director	Allen Greene
Conference	Southeastern (SEC West)
Stadium / Capacity	Samford Stadium-Hitchcock Field at Plainsman Park / 4,096
Ticket Office Phone	855-282-2010

BASEBALL COACHING / SUPPORT STAFF

Head Coach	Butch Thompson (Birmingham-Southern, 1992)
Record at Auburn / Seasons	132-101 (.567) / 4th
Career Coaching Record / Seasons	171-113 (.602) / 5th
Assistant Coach	Karl Nonemaker (Vanderbilt, 2002)
Assistant Coach	Gabe Gross (Auburn, 2012)
Volunteer Assistant	Steve Smith (Baylor, 1986)
Athletic Admin.	Randall Dickey (Ouachita Baptist, 1983)
Player Development & Data Analyst	Blake Beck (Troy, 2014)
Athletic Trainer	Anthony Sandersen (South Dakota State, 2004)
Strength & Conditioning	Chris Joyner (Minnesota State - Mankato, 2001)

PROGRAM HISTORY

Modern Era Program Record (since 1949)	1,941-1,334-4 (.593)
College World Series Appearances / Last	4 / 1997
College World Series Record	3-8 (.273)
NCAA Regional Appearances / Last	21 / 2018
NCAA Regional Record	48-45 (.516)
NCAA Super Regional Appearances / Last	2 / 2018
NCAA Super Regional Record	1-4 (.200)
Last Postseason Opponent	Florida / 2018
Result	Gainesville (Fla.) Super Regional Lost, 3-2

POSTSEASON HISTORY

College World Series Appearances: 4 (1967, 1976, 1994, 1997)

Super Regional Appearances: 2 (1999, 2018)

NCAA Regional Appearances: 21 (1963, 1967, 1976, 1978, 1987, 1989, 1993-95, 1997-2003, 2005, 2010, 2015, 2017, 2018)

NCAA Regional Titles: 6 (1967, 1976, 1994, 1997, 1999, 2018)

MEDIA RELATIONS

Baseball Contact: George Nunnelley, Asst. Director - Athletics Comm.
Cell: 502-609-9982
Email: gnnunnelley@auburn.edu
Twitter: @gnunnelley
Associate AD: Kirk Sampson

2019 AUBURN BASEBALL ROSTER

No.	Name	Pos.	Cl.	B/T	Ht.	Wt.	Exp.	Hometown (Previous School)
1	Judd Ward	OF	So.	L/R	6-1	195	1L	Russellville, Ala. (Russellville)
2	Everett Lau	IF/OF	Jr.	L/R	5-10	185	JC	Oahu, Hawaii (College of San Mateo)
3	Devin Warner	OF/IF	Fr.	S/R	6-3	205	HS	Cartersville, Ga. (Cartersville)
4	Rankin Woley	IF	Jr.	R/R	6-0	210	JC	Atlanta, Ga. (Chattahoochee Valley)
5	Jarrett Eaton	OF	Fr.	L/R	5-9	162	HS	Mobile, Ala. (St. Paul's Episcopal)
6	Matt Scheffler	C	Jr.	R/R	6-2	190	JC	Kirkland, Wash. (Pierce)
7	Ed Johnson	IF	Fr.	R/R	6-2	195	HS	Trussville, Ala. (Hewitt-Trussville)
8	Bailey Horn	LHP	R-So.	L/L	6-2	212	JC	West, Texas (McLennan)
9	Ryan Bliss	IF	Fr.	R/R	5-9	165	HS	LaGrange, Ga. (Troup)
10	Edouard Julien	IF	So.	L/R	6-1	183	1L	Quebec City, Canada (Cardinal-Roy)
11	Chase Hall	C	R-Jr.	R/R	6-2	215	RS	Roanoke, Ala. (Southern Union)
12	Ryan Hoerter	RHP	So.	R/R	6-6	191	1L	Kenosha, Wisc. (Indian Trail)
13	Davis Daniel	RHP	Jr.	R/R	6-1	190	2L	Montgomery, Ala. (St. James)
14	Elliott Anderson	LHP	Jr.	L/L	6-3	212	2L	Cartersville, Ga. (Cartersville)
16	Kason Howell	OF	Fr.	R/R	6-0	185	HS	Argyle, Texas (Liberty Christian)
17	Will Holland	IF	Jr.	R/R	5-11	185	2L	Lawrenceville, Ga. (Collins Hill)
18	Brooks Fuller	LHP	Fr.	L/L	6-2	215	HS	Auburn Ala. (Auburn)
19	Brody Moore	IF	Fr.	R/R	6-0	185	HS	Oneonta, Ala. (Oneonta)
20	Cody Greenhill	RHP	So.	R/R	6-4	216	1L	Russellville, Ala. (Russellville)
21	Jackson Henderson	IF/OF	Jr.	R/R	6-0	175	JC	Selma, Ala. (Lurleen B. Wallace)
22	Ford Luttrell	RHP	R-Fr.	L/R	6-0	181	RS	Madison, Ala. (Bob Jones)
23	Peyton Glavine	LHP	So.	R/L	5-11	176	1L	Alpharetta, Ga. (Blessed Trinity Catholic)
24	Conor Davis	IF	Jr.	R/R	6-3	227	2L	Roswell, Ga. (Blessed Trinity Catholic)
25	Dawson Sweatt	LHP	Fr.	R/L	6-2	190	HS	Fayetteville, Ga. (Starr's Mill)
26	Troy Bearden	OF/C	Fr.	R/R	6-2	220	HS	Trussville, Ala. (Next Level Baseball Academy)
29	Carson Skipper	LHP	Fr.	L/L	6-3	195	HS	Trussville, Ala. (Hewitt-Trussville)
31	Blake Schilleci	LHP	Sr.	L/L	5-10	198	1L	Birmingham, Ala. (Wallace-Hanceville)
32	Tanner Burns	RHP	So.	R/R	6-0	205	1L	Decatur, Ala. (Decatur)
33	Will Morrison	RHP	Fr.	R/R	6-2	180	HS	Cullman, Ala. (Cullman)
36	Kyle Gray	LHP	R-Jr.	L/L	5-10	205	JC	Austin, Texas (Blinn)
37	Ryan Watson	RHP	Jr.	R/R	6-5	215	2L	Auburn, Ala. (Auburn)
38	Brett Olson	IF	R-Sr.	L/L	6-2	225	1L	Newport Beach, Calif. (Corona Del Mar)
40	Garrett Wade	LHP	Fr.	L/L	6-2	205	HS	Hartselle, Ala. (Hartselle)
41	Steven Williams	OF/C	So.	L/R	6-3	216	1L	Albany, Ga. (Deerfield-Windsor)
43	Richard Fitts	RHP	Fr.	R/R	6-3	185	HS	Helena, Ala. (Helena)
44	Jack Owen	LHP	So.	L/L	6-2	174	1L	Aliso Viejo, Calif. (J Serra)

COACHES & STAFF

30	Butch Thompson	Head Coach	Fourth Year
35	Karl Nonemaker	Assistant Coach	Second Year
39	Gabe Gross	Assistant Coach	Second Year
34	Steve Smith	Volunteer Assistant Coach	Second Year
	Greg Drye	Director of Operations	Fourth Year
	Randall Dickey	Athletic Administrator	Fifth Year
	Anthony Sandersen	Athletic Trainer	Second Year
	Blake Beck	Player Development & Data Analyst	Third Year
	Chris Joyner	Strength & Conditioning	First Year

PRONUNCIATION GUIDE

Ryan HOERTER HOR-ter
 EDOUARD JULIEN ED-whah joo-lee-EN
 Everett LAU Rhymes with 'now'
 Ford LUTTRELL LUH-trull
 Blake SCHILLECI sha-LAY-see
 Rankin WOLEY WOE-lee

30 BUTCH THOMPSON HEAD COACH

THE AUBURN SKIPPER

- Seven College World Series appearances / 16 postseason appearances
- 2013 National Runner-up (Mississippi State)
- 2001 National Champion (Birmingham-Southern)
- 2014 Baseball America/ABCA National Assistant Coach of the Year
- 2006 FCA Coach of the Year
- Coached 14 pitchers who went on to pitch in the Major Leagues
- Recruited and coached 29 pitchers who were drafted out of college that weren't drafted out of high school

Butch Thompson enters his fourth season at the helm of the program in 2019. Thompson, who spent three seasons as an assistant coach and recruiting coordinator at Auburn from 2006-08, returned to the Plains after seven seasons at Mississippi State as both associate head coach and pitching coach.

Butch Thompson was named Auburn's head baseball coach on October 22, 2015 and enters his fourth season with the Tigers in 2019.

Thompson, who spent three seasons as an assistant coach and recruiting coordinator at Auburn from 2006-08, returned to The Plains after seven seasons at Mississippi State as both associate head coach and pitching coach.

Widely regarded as one of the premier pitching coaches in the country, he has seen 14 of his former pitchers make their Major League Baseball debuts, including eight since 2014. Thompson has also turned 29 pitchers who went undrafted out of high school into MLB draft picks.

Thompson had three pitchers drafted in the first 11 rounds in 2014 and five pitchers drafted, including three in the top 10 rounds, in 2013. He added a first-round selection in the 2016 draft, a third-round pick in Keegan Thompson in 2017 and the first No. 1 overall pick in program history in Casey Mize in 2018.

Along with his pitching pedigree, Thompson is also considered one of the top recruiters in the country. Since 2003, he has secured 12 recruiting classes that were ranked in the top 10 by either Baseball America or Perfect Game, including the No. 5 signing class in 2017 and a program record No. 4 class in 2018. His classes signed from 2006-08 at Auburn each ranked in the top 18 nationally, including the No. 5 class in 2008.

A native of Amory, Miss., Thompson has coached 26 Division I All-Americans and 38 all-conference performers. He has made 16 postseason appearances, including seven trips to the College World Series, and guided Birmingham-Southern to a NAIA National Championship in 2001 and was a national runner-up at Mississippi State in 2013.

Thompson was named the 2006 Fellowship of Christian Athletes SEC Coach of the Year while at Auburn and the 2014 Baseball America and American Baseball Coaches Association (ABCA) National Assistant Coach of the Year while at Mississippi State.

Thompson has already made his mark in his first three seasons at Auburn as he became the fourth head coach in program history to notch his 100th win in his third season at the helm. Thompson has guided the Tigers to a 103-82 overall record and has taken the team to back-to-back NCAA regionals for the first time in 15 years. After tying the 2010 team for the most wins (43) in a season since 1999 and advancing to its first super regional since that same season, Auburn's 2018 team finished the year ranked No. 9 by USA TODAY, marking the program's highest ranking to end a season since 1998.

In seven seasons at MSU, Thompson made four NCAA regional trips, two Super Regionals, won the SEC Tournament and advanced to the College World Series finishing as NCAA runner-up in 2013. In three of the last four seasons, the Bulldogs' staff ERA finished no higher than 3.06. Thompson's 2013 pitching staff was one of two nationally to finish in the top 15 in ERA, strikeouts per nine innings and hits allowed per nine innings.

In addition to his experience at Auburn and Mississippi State, Thompson also spent five seasons at Georgia from 2002-05, including a trip to the College World



Series in 2004. While there he guided the development of future Major Leaguers Josh Fields, Mitchell Boggs and Brooks Brown.

Thompson launched his coaching career as pitching coach and top assistant at Huntingdon College (Ala.) in 1993, before returning to his alma mater in Birmingham, where he helped lead the Panthers to back-to-back Southern States Conference championships and in 1995 coached BSC to its first NAIA World Series berth.

Thompson left BSC briefly to serve as head coach at Jefferson State Community College in Birmingham in 1997. While at JSCC, he was honored as the Regional Tournament Coach of the Year, the ABCA Alabama Junior College Coach of the Year and the Southeast Region Coach of the Year after guiding JSCC to a 39-21 mark, the AJCAA Region 22 State Championship and a third-place finish in the NJCAA Division II World Series.

He returned to Birmingham-Southern as top assistant the following season, beginning a four-year run during the most successful span in BSC baseball history. The Panthers won 196 games, four TranSouth Conference Championships and made three-consecutive appearances in the NAIA World Series. BSC's 2001 team posted a school-best 55-11 mark and captured the NAIA National Championship.

In 2002, Thompson joined the SEC baseball coaching fraternity as a pitching coach and recruiting coordinator at Georgia and has been a part of the league for the past 17 seasons.

Thompson currently serves as the large-school representative for the Alabama Baseball Coaches Association and is an All-American committee member representing the South region for the ABCA.

Thompson prepped at Amory (Miss.) High School and later starred as a pitcher at Itawamba (Miss.) Community College from 1989-90. On Oct. 25, 2014, Thompson was inducted into the ICC Athletic Hall of Fame.

He earned a bachelor's degree in history at BSC in 1992 and completed a master's degree in sports administration at UAB in 1996. He is married to the former Robin Ashe of Birmingham, Ala., and they are the parents of three daughters --- Anna, Olivia and Madelyn Gail.

NATIONAL POLLS

NEWS & NOTES

BASEBALL AMERICA

May 6

1. UCLA
2. Vanderbilt*
3. Stanford
4. Arkansas*
5. Mississippi State*
6. Louisville
7. Georgia*
8. East Carolina
9. Texas Tech
10. Georgia Tech*
11. Ole Miss*
12. Oregon State
13. UC Santa Barbara
14. North Carolina
15. Baylor
16. LSU*
17. N.C. State
18. Miami
19. Texas A&M*
20. Missouri
21. West Virginia
22. Oklahoma State
23. Michigan
24. Arizona State
25. BYU

D1 BASEBALL

May 6

1. UCLA
2. Stanford
3. Vanderbilt*
4. Arkansas*
5. Mississippi State*
6. Louisville
7. Georgia Tech*
8. Georgia*
9. East Carolina
10. Texas Tech
11. Ole Miss*
12. Oregon State
13. North Carolina
14. Baylor
15. LSU*
16. UC Santa Barbara
17. Texas A&M*
18. Oklahoma State
19. N.C. State
20. Miami
21. Missouri
22. West Virginia
23. Florida State
24. Iowa
25. Illinois

USA TODAY

May 6

1. UCLA
2. Vanderbilt*
3. Stanford
4. Arkansas*
5. Louisville
6. Mississippi State*
7. Georgia*
8. Georgia Tech*
9. East Carolina
10. Texas Tech
11. Oregon State
12. North Carolina
13. UC Santa Barbara
14. Ole Miss*
15. Baylor
16. N.C. State
17. LSU*
18. Texas A&M*
19. Miami
20. Arizona State
21. Oklahoma State
22. Missouri
23. West Virginia
24. Tennessee*
25. Florida State

NCBWA

May 6

1. UCLA
2. Vanderbilt*
3. Stanford
4. Louisville
5. Arkansas*
6. Mississippi State*
7. Georgia*
8. East Carolina
9. Texas Tech
10. Georgia Tech*
11. North Carolina
12. Oregon State
13. UC Santa Barbara
14. Baylor
15. Ole Miss*
16. LSU*
17. Miami
18. Texas A&M*
19. N.C. State
20. Oklahoma State
21. West Virginia
- T-22. Arizona State
- T-22. Missouri
24. Michigan
25. Florida State
26. BYU
27. Tennessee*
28. Illinois
- 29. AUBURN**
30. UC Irvine

PERFECT GAME

May 6

1. UCLA
2. Vanderbilt*
3. Stanford
4. Arkansas*
5. Mississippi State*
6. Louisville
7. East Carolina
8. UC Santa Barbara
9. Georgia Tech*
10. Georgia*
11. Texas Tech
12. Ole Miss*
13. Oregon State
14. North Carolina
15. LSU*
16. Baylor
17. N.C. State
18. Miami
19. Texas A&M*
20. West Virginia
21. Michigan
22. Missouri
23. UC Irvine
24. BYU
25. Oklahoma State

COLLEGIATE BASEBALL

May 6

1. UCLA
2. Vanderbilt*
3. Louisville
4. Stanford
5. Arkansas*
6. Mississippi State*
7. UC Santa Barbara
8. Georgia*
9. East Carolina
10. North Carolina
11. Oregon State
12. Georgia Tech*
13. Ole Miss*
14. Baylor
15. Texas Tech
16. Oklahoma State
17. Arizona State
18. LSU*
19. Michigan
20. N.C. State
21. Texas A&M
22. Miami
23. Florida State
24. Florida Atlantic
25. Indiana
26. Iowa
27. Duke
28. Central Michigan
29. Fresno State
30. BYU

AUBURN IN THE POLLS

BA D1 CB NC PG USA

Pre.	17	22	23	19	15	20
2/18	18	22	26	22	15	--
2/25	18	21	29	22	15	--
3/4	17	19	27	18	15	18
3/11	17	18	23	17	15	17
3/18	16	12	12	14	7	12

BA D1 CB NC PG USA

3/25	18	15	13	13	10	12
4/1	18	15	14	17	10	15
4/8	22	22	23	22	18	19
4/15	24	NR	NR	26	22	23
4/22	20	25	NR	23	19	21
4/29	NR	NR	NR	28	NR	NR
5/6	NR	NR	NR	29	NR	NR

UP NEXT

• Auburn wraps up its home schedule with its final midweek contest of the season vs. North Alabama (15-33, 7-13 ASUN) next Tuesday at 6 p.m.

SCOUTING THE BULLDOGS

• Georgia enters the weekend with a 37-13 overall record and 16-8 mark in SEC play. The Bulldogs have won six of their eight conference series this season.
 • Offensively, Georgia is hitting .265 and ranks 10th in the SEC in the category. The Bulldogs are hitting .239 in SEC games and also rank 10th in the category.
 • Senior infielder LJ Talley leads the way with a .341 average, while five Bulldogs have 30 or more RBI and four have seven or more home runs.
 • On the mound, Georgia ranks second in the SEC and ninth in the country with a 3.17 ERA. The Bulldogs are holding opponents to a national best 6.14 hits per game and rank second in the country with a 1.13 WHIP.

LEADING OFF

• Judd Ward has started 13 straight games in the leadoff spot and is hitting .314 (16-for-51) during the span. He has reached base to leadoff a game in three of the last five.
 • Ward has multiple hits in eight of the last 18 games, including a trio of three-hit efforts, and is hitting .352 (25-for-69) with 15 runs and seven doubles in the last 18 games.

HEATING UP

• Conor Davis is riding a 10-game hitting streak and is hitting .395 (17-for-43) during the span. Davis has multiple hits in three straight games and 42 games in his career, marking the most multi-hit games since Anfernee Grier from 2014-16 (60).
 • Will Holland has three hits in three straight games and is hitting .750 (9-for-12) with six runs, two doubles, one home run and five RBI during the span.
 • Matt Scheffler is also riding a 10-game hitting streak and is hitting .351 (13-for-37) during the streak. Scheffler has a hit in 14 straight SEC games and reached base in 19 straight.

BIG-HIT BLISS

• Ryan Bliss was named the SEC Freshman of the Week after going 6-for-12 with five runs and four RBI in the Alabama series, marking the first weekly honor from the conference of his career.
 • Bliss went 2-for-4 in all three games against the Crimson Tide and has multiple hits in five of the last nine games.
 • He leads the team with a .316 average and 13 RBI during the last five SEC weekends.

CARPE DIEM

• Brody Moore made his first SEC start in the decisive game against Alabama Sunday and went 3-for-5 with two runs and a RBI.
 • He drove in the go-ahead run on a RBI single in the sixth inning to break a 3-3 tie against the Crimson Tide.
 • Moore, who tripled in his first career at-bat on Feb. 19, made his first career start vs. Jacksonville State on Apr. 9 and is 6-for-11 with five runs and three RBI since.
 • Moore is the son of Brandon Moore, who was a All-SEC shortstop for the Tigers (1991-94) and helped lead Auburn to the College World Series in 1994.

OFFENSIVE EXPLOSION

- Auburn's 17 runs in the series finale against Alabama were the most in a game this season, and the team's 19 hits were its second most.
- The Tigers hit .368 and scored 28 runs on 39 hits in the three-game series, marking the highest totals in all three categories in a series this season.
- The team put an exclamation point on the weekend by scoring nine runs on eight hits in the eighth inning Sunday. Both totals were the most in an inning this season.

CUTTING DOWN THE K-RATE

- Auburn has struck out just six times in the last two games, including a one-strikeout effort in the series finale against Alabama.
- The single strikeout marked the fewest strikeouts in a game since striking out once on two occasions in the season-opening series vs. George Washington in 2017

HOME SWEET HOME

- Auburn is 20-8 at home this season, including 8-4 in SEC games, and went on a 14-game home winning streak earlier this season, which was tied for the third longest in program history.
- Auburn went 29-6 in games played at Plainsman Park last season, marking the most home wins in a season since 1997 (30) and the second-most home wins all-time.
- The Tigers are 49-14 at home since the start of the 2018 season and 72-27 at home since 2017.
- The team has won 15 of the last 17 home series dating back to the regular season finale in 2017.

TAKING DOWN THE TIDE

- Auburn beat Alabama, 17-7, in the decisive series finale last Sunday, marking the team's second straight series win against the Crimson Tide. It's the first time Auburn has beat Alabama in back-to-back series since 2003-04.
- Auburn's 17-run outburst in the series finale was the third time the team has scored 17 or more runs against Alabama in the last seven games. Prior to the last seven games against the Crimson Tide, Auburn had not scored 17 runs in any of the previous 107 games in the series.
- The Tigers have outscored Alabama 72-25 in the last two series, and Auburn is hitting .374 in those six games.

LATE-INNING LEAD

- Auburn's loss in the middle game vs. Alabama marked the team's first when leading after eight innings this season.
- Auburn is 25-1 when leading after seven and 29-1 when leading after eight this season.
- The Tigers are 110-9 when ahead after seven and 128-7 when ahead after eight under head coach Butch Thompson.
- Conversely, Auburn is 1-13 when trailing after seven and 0-16 when trailing after eight this season. The Tigers are 8-75 and 2-81, respectively, under Coach Thompson.

RUN AT YOUR OWN RISK

- Judd Ward leads the SEC with six outfield assists this season and has eight outfield assists in his career.
- Four of Ward's six outfield assists have cut down a run at the plate, with all four coming in the seventh inning or later.

CONOR IN THE CLUTCH

- Conor Davis' walk-off single in the series finale vs. Ole Miss marked the second of Davis' career. He also hit a walk-off three-run home run in the bottom of the ninth inning of a series-clinching win vs. South Carolina in 2017.
- Davis has four go-ahead hits this season. Along with the walk-off single, he hit a grand slam to break a 4-4 tie at UAB, a RBI double to break a 3-3 tie vs. Arkansas and a two-RBI single to break a 1-1 tie at Jacksonville State.

CANADIAN CRUSHER

- Edouard Julien leads the team with 44 RBI and is the first Auburn player since 2010-11 with 40 or more RBI in back-to-back seasons.
- Julien broke Frank Thomas' freshman RBI record and led the SEC and all freshmen nationally with 69 RBI a season ago.
- He drove in 101 runs in his first 94 games at Auburn, becoming the fifth fastest Auburn player to reach 100 RBI:
 1. Tim Hudson - 78 games
 2. Gabe Gross - 86 games
 3. Frank Thomas - 89 games
 4. Todd Faulkner - 90 games
 5. Edouard Julien - 94 games

JACK IS BACK

- Sophomore lefty Jack Owen improved to 4-0 this season after throwing 5.0 innings and allowing one run in the series opener vs. Alabama last Friday.
- Owen is 1-0 with a 1.86 ERA in three appearances since returning to the pitching staff after missing four weeks with shoulder soreness.
- The California native was named the SEC Pitcher of the Week after turning in a complete-game shutout vs. UTSA on Mar. 9.
- Owen didn't allow a run in 20.2 innings prior to his start vs. Tennessee and set the program record with 28.2 innings without allowing an earned run dating back to last season.

CONSECUTIVE SCORELESS INNINGS

Name	Dates	IP
1. Jack Owen	5/22/18-3/16/19	28.2 #
2. John Powell	5/19-6/4/94	27.1 #
3. Keegan Thompson	5/15/15-3/10/17	25.0 #
4. Keegan Thompson	2/17-3/10/17	23.2 ^
5. Tanner Burns	3/1-pres.	23.0
6. Bryan Woodall	2/9-23/07	21.2 # ^
Chris Morrison	3/18-4/2/95	21.2 #
Joe Beckwith	2/26-3/17/96	21.0 ^
9. Jack Owen	2/23-3/17/19	20.2
10. Michael Nix	3/23-4/15/03	20.1

includes unearned runs | ^ to begin a season

MIDSEASON FORM

- Tanner Burns, who missed his first start in an Auburn uniform last weekend after making 28 straight starts to begin his career, was named to the Golden Spikes Award Midseason Watch List, marking the fourth straight season an Auburn player has earned the recognition - Anfernee Grier (2016), Keegan Thompson (2017), and Casey Mize (2017-18)
- He was also named to the Hall of Fame Foundation National Pitcher of the Year Award midseason watch list and a midseason All-American by D1 Baseball and Perfect Game.

TBJ

- This weekend marks the first time since Mar. 15-17 vs. Tennessee that Jack Owen and Tanner Burns have been in the starting rotation together.
- The Auburn duo is a combined 8-3 with a 1.92 ERA in 15 starts this season. They have struck out 124 batters compared to issuing 26 walks in 103.0 IP this season.

MR. RELIABLE

- Ryan Bliss is the only Auburn player to have played and started in all 48 games this season.
- Bliss would become the first Auburn freshman to play and start in every game of his freshman season since Damon Haecker in 2014.

HOMETOWN HERO

- Auburn High School product Brooks Fuller has made six straight SEC starts dating back to Saturday at South Carolina and ranks second on the team with a 3.77 ERA in conference play.
- Fuller handed Texas A&M its first shutout loss of the season with 6.0 scoreless innings on Apr. 13 and struck out a season-high six batters vs. Ole Miss the following weekend.

FINDING HIS ROLE

- Freshman lefty Garrett Wade has turned in a 2.89 ERA in eight relief appearances, including a 1.68 ERA in his last five relief appearances.
- Wade hasn't allowed more than one run in any of his last five relief efforts, four of which have come in conference play.

FITTS RIGHT IN

- Richard Fitts is 3-0 with a 2.82 ERA in 10 relief appearances this season, including 2-0 with a 0.00 ERA in his last three relief appearances.

FIRST IMPRESSIONS

- Devin Warner made his first career start at Jacksonville State on Apr. 23 and went 3-for-4 with a run scored and three RBI.

BULL MENTALITY

- Cody Greenhill leads the team and ranks fifth in the SEC with nine saves, which are the most by an Auburn player since 2013.
- Five of Greenhill's nine saves have come on the road, including four in SEC road games, and he ranks second in the conference with seven saves in league games.

SHUTTING ‘EM OUT

- Auburn ranks second in the country with seven shutouts this season.
- The Tigers seven shutouts are already two more than last season and are tied for the fifth most in a single-season in program history. The single-season record is nine in 1988.

FLARE FOR THE DRAMATIC

- Auburn has played in four extra-inning games, totaling 51 innings of action this season (2-2).
- The four extra-inning games are just two shy of the number of extra inning games in the last two seasons combined.

15-INNING MARATHON

- Auburn’s 15-inning contest vs. Arkansas is tied for the fourth longest game in program history.
- The game lasted 5:40, which is second in game duration behind the 15-inning Auburn vs. Alabama game in 2017 (6:36).
 1. 20 innings - at Florida (4/22/72)
 2. 17 innings - vs. Arkansas (5/19/94)
 3. 16 innings - at Troy (4/25/07)
 4. 15 innings - vs. Arkansas (4/5/19)
 - 15 innings - vs. Alabama (5/7/17)
 - 15 innings - at Mississippi State (3/22/87)

CONFERENCE SLATE

- Six of Auburn’s first eight SEC series have come against a ranked team, and the Tigers are 8-10 in those contests.
- Both of the remaining conference series are also against teams that currently rank in the top 20 of the most recent coaches poll.
- Eight of the team’s 10 conference series this season are against NCAA Regional teams from a year ago, including four NCAA Super Regional teams and two teams that advanced to the College World Series in Arkansas and Mississippi State.
- The Tigers five road trips in league play are to Mississippi State, South Carolina, Texas A&M, Vanderbilt and LSU. All Five teams made the 2018 NCAA Tournament and three - Mississippi State, South Carolina and Vanderbilt - advanced to a super regional.

CORE POWER

- The Tigers returned 41 home runs between the core trio of Edouard Julien (17), Will Holland (12) and Steven Williams (12). The 41 home runs between the three players were the most among any returning trio in the SEC this season.
- Julien, Holland and Williams also drove in a combined 172 runs last season, totaling 16 more RBI than any other returning trio in the SEC this season.

SUPER SOPHOMORES

- Auburn had four Freshman All-America and SEC All-Freshman Team honorees a season ago in Tanner Burns, Cody Greenhill, Edouard Julien and Steven Williams.
- The four freshmen All-Americans were the most in program history and tied with Vanderbilt for the most in the country last year.

THE GABE GROSS EFFECT

- In its first season under hitting coach Gabe Gross, Auburn set a program record for hit-by-pitches (84) and ranked in the top 10 in program history in a number of additional offensive categories.
 - Home runs: 73; 5th
 - Walks: 309; 5th
 - RBI: 423; 8th
 - Runs: 467; 8th
 - Extra-base hits: 201; 10th
 - Total bases: 977; 10th

PRESEASON RECOGNITION

- Burns and Holland garnered a wealth of preseason recognition, including becoming the first Auburn duo to be named to the Golden Spikes Award preseason watch list in the same season.
- Burns: Preseason First Team All-SEC, Golden Spikes Award preseason watch list, Second Team Preseason All-American by D1 Baseball, Third Team Preseason All-American by Collegiate Baseball.
- Holland: Golden Spikes Award preseason watch list, Second Team Preseason All-American by Perfect Game, Third Team All-American by D1 Baseball and NCBWA.

POSTSEASON PUSH

- With seven games left in the regular season, including four games at Plainsman Park, Auburn is positioned to make its third straight NCAA Tournament appearance for the first time since 2001-03.
- The Tigers enter the weekend ranked No. 17 in the RPI with the No. 2 strength of schedule.
- Auburn was an out away from advancing to a super regional in 2017 and a run away from making it back to Omaha for the first time since 1994 a season ago.

PACKED HOUSE

- Auburn sold a record number of season tickets in 2019 (2,163), which surpassed its previous record of 1,991 tickets sold a season ago.
- The Tigers have welcomed 92,511 fans through the gates of Plainsman Park this season, which ranks 14th in the country.
- The team’s average attendance of 3,304 is good for 16th in the nation.

BIG LEAGUE TIGERS

- In 2018, former Auburn pitcher Trey Wingenter became the 51st player in Auburn history to appear in the Major Leagues. He made his MLB debut for the San Diego Padres on Aug. 7, 2018.
- Wingenter was one of three former Tigers to open the 2019 season on a big league roster, joining Josh Donaldson (Braves) and Garrett Cooper (Marlins). Grant Dayton also appeared for the Braves this season but is currently with Gwinnett in Triple-A.

TIGERS IN THE DRAFT

- Auburn had seven players selected in the 2018 MLB Draft, including the program’s first No. 1 overall draft pick in Casey Mize.
- The seven players drafted were the most in a season since 2010 (11) and tied for the second most in program history.
- The Tigers have had multiple players drafted every year since 2006 and at least one player selected for 44 straight years, which is tied for the longest streak in the SEC.

TAKE ‘EM TO SCHOOL

- Auburn has 11 players on its team that chose to attend Auburn rather than sign a professional contract, including four freshmen from the 2018 draft in June.

Player	Year	Round	Team
Ryan Bliss	2018	30th	Boston
Tanner Burns	2017	37th	NY (AL)
Davis Daniel	2018	11th	Milwaukee
	2016	34th	Chicago (NL)
Peyton Glavine	2017	37th	LA (AL)
Ryan Hoerter	2017	36th	Pittsburgh
Kason Howell	2018	20th	Boston
Edouard Julien	2017	37th	Philadelphia
Garrett Wade	2018	38th	Tampa Bay
Devin Warner	2018	30th	Arizona
Ryan Watson	2016	39th	LA (NL)
Steven Williams	2017	35th	NY (AL)

THE LAST TIME...

BATTING SUPERLATIVES

5 hits in a game Anfernee Grier at Kennesaw St. [5-for-6] (4/12/16)
 6 hits in a game Tyler Johnstone vs. Elon [6-for-7, 2B, 3B] (2/25/05)

Reached base 6 times Edouard Julien vs. Alabama A&M [3-3, 1 BB, 2 HBP] (4/3/18)

4 runs in a game Will Holland at Alabama (G2 - 4/21/18)
 5 runs in a game Edouard Julien vs. Alabama A&M (4/3/18)
 6 runs in a game never

10-game hitting streak **Conor Davis, 10 games (4/19-pres)**
Matt Scheffler, 10 games (4/18-pres)
 Jonah Todd, 16 games, (4/8-5/7/17)
 A. Grier, 22 games, (5/31/15-3/22/16)
 Justin Fradejas, 27 games (3/23-5/7/10)
 Casey Dunn, 31 games (2/22 [G1]-4/15/97)

15-game hitting streak Jordan Ebert vs. Southern (2/26/16)
 20-game hitting streak Ken Dempsey vs. Georgia (1971)
 25-game hitting streak
 30-game hitting streak

3 doubles in a game Jay Gonzalez vs. Alabama State (2/28/12)
 4 doubles in a game never

2 triples in a game
 3 triples in a game

2 home runs in one game **Conor Davis vs. #17 Ole Miss (4/19/19)**
 3 home runs in one game Tony Caldwell at Kentucky (4/9/11)

7 RBI in a game Steven Williams vs. Longwood (2/17/18)
 8 RBI in a game Justin Bryant at Georgia (3/19/10)
 9 RBI in a game Hunter Morris at Georgia (3/21/10)
 10 RBI in a game Bob Berry vs. Huntington (4/15/82)

Grand slam home run **Conor Davis at UAB (3/20/19)**
Inside-the-park home run **Edouard Julien vs. Georgia Southern (2/17/19)**
 HR to begin game Will Holland at #5 Ole Miss (5/12/18)
 Two HR in one inning Dan Glevenyak at Jacksonville State (8th) (5/7/13)
HR in consecutive at-bats **Edouard Julien vs. Alabama A&M (2/20/19)**
HR in three consecutive at-bats **Edouard Julien vs. Alabama A&M at UCF (2/20-22/19)**
HR in consecutive games **Steven Williams vs. at UCF/Cincinnati (2/24-3/1/19)**
 HR in three consecutive games Brendan Venter (5/5-7/18)
 HR in three consecutive SEC games Trent Mummy (4/17-23/10)
 HR in four consecutive games Joseph Sanders (5/10-15/08)
 HR in four consecutive SEC games Mike Bianucci (5/2-9/08)
 HR in five consecutive games Tim Lemons (4/6-10/85)
 Walk-off HR Conor Davis vs. #6 South Carolina (4/2/17)
 Pinch-hit HR Edouard Julien vs. BYU (G1 - 3/3/18)
 Pinch-hit grand slam Edouard Julien vs. BYU (G1 - 3/3/18)
 HR in first at-bat of season Steven Williams vs. Longwood (2/17/18)
 HR in both games of DH Dylan Ingram at #7 Mississippi St. (4/29/17)

Hit for the cycle Clete Thomas [3B, 1B, 1B, HR, 2B] vs. Arkansas (4/3/05)

Hit from both sides of plate Damon Haecker [5th inn.]
 in same inning vs. Jacksonville St. (3/15/17)
Two hits in same inning **Will Holland [1B, HR] vs. Alabama (5/5/19)**

Stole home Justin Hargett vs. Davidson (Gm 2) [4th] (G1 - 3/3/10)
Stole two bases in a game **Ryan Bliss vs. Alabama (5/5/19)**
 Stole three bases in a game Anfernee Grier vs. Southern (2/26/16)

Hit by a pitch 2 times in a game **Will Holland at #4 Vanderbilt (2) (4/25/19)**
 Hit by a pitch 3+ times in a game Dan Glevenyak at Alabama (4) (4/11/14)

Scored 20 or more runs 20 at Alabama (G2 - 4/21/18)
 Scored 25 or more runs 25 vs. Longwood (2/17/18)
 Scored 30 or more runs 32 vs. Troy (3/2/94)

Scored 5 runs in an Inning **5, vs. UTSA (1st) (3/9/19)**
Scored 6 runs in an Inning **6, at Jacksonville State (7th) (4/23/19)**
Scored 7 runs in an Inning **7, at #4 Mississippi State (4th) (3/24/19)**
Scored 8 runs in an Inning **8, at UAB (5th) (3/19/19)**
Scored 9 runs in an Inning **9, vs. Alabama (9th) (5/5/19)**
 Scored 10+ runs in an Inning 11, at Alabama (8th) (G1 - 4/21/18)
 Recorded 10+ hits in an Inning 11, vs. Furman (5th) (2/12/00)
 Scored in every inning vs. Coppin State (3/18/14)

Recorded 15-19 hits **19, vs. Alabama (5/5/19)**
Recorded 20 or more hits **21, at #4 Mississippi State (3/24/19)**

Hit 3 or more home runs in an inning 3, vs. Northeastern (6th) (G1 - 3/10/18)
Hit 3 or more home runs in a game **3, vs. #17 Ole Miss (4/19/19)**
 Hit 5 or more home runs in a game 6, vs. Northeastern (G1 - 3/10/18)
 Hit 7 or more home runs in a game 7, vs. Mississippi State (5/8/10)
Hit back-to-back home runs **S. Williams & R. Woley at #4 Mississippi State (6th) (3/22/19)**
 Hit back-to-back-to-back home runs B. Fletcher, H. Morris & K. Patterson vs. Mississippi State (5th) (5/8/10)

Had 5 doubles 5, vs. N.C. State (6/3/18)
 Had 6 doubles 6, vs. Georgia Tech (3/13/18)
 Had 7 doubles 7, vs. Alabama A&M (3/1/16)
 Had 8 doubles 8, vs. BYU (G1 - 3/3/18)
 Had 9+ doubles 10, vs. Tennessee (5/15/10)

Stole 5 bases in a game 5, vs. Bethune-Cookman (5/6/14)
Stole 6 bases in a game **6, vs. #21 Tennessee (3/17/19)**
 Stole 7 bases in a game 7, vs. Presbyterian (5/8/12)
 Stole 8 bases in a game 8, vs. Alcorn State (2/22/12)

Walked 10+ times **11, vs. #9 Arkansas (G2 - 4/5/19)**
 Did not strike out in a game vs. Belmont (3/11/12)

PITCHING SUPERLATIVES

INDIVIDUAL
 Nine-inning no-hitter Casey Mize vs. Northeastern (3/9/18)
 Nine-inning no-hitter (combined) Mike Mueller [2.0], Lee Carter [1.0],
 Brandon Channell [1.0], Reid Price [1.0], Andrew Skinner [1.0], Arnold
 Hughey [1.0], Ken Clayton [1.0], Cory Duettt [0.2], Sean Jones [0.1]
 vs. UAB (3/19/02)

Seven-inning no-hitter Jason Johnson vs. LaGrange College (4/30/91)

Nine-inning perfect game Eric Brandon vs. Murray State (3/2/02)
 Seven-inning perfect game Jason Johnson vs. LaGrange College (4/30/91)

Nine-inning one-hitter (individual) Keegan Thompson vs. Presbyterian (3/1/14)
 Nine-inning one-hitter (combined) Justin Camp [6.2], Terrance Dedrick [1.1],
 Jay Wade [0.2], Rocky McCord [0.1], at Kennesaw St. (3/11/14)
 Five-inning one-hitter Kevin Davis [3.2], Jacob Milliman [1.1], vs. Radford
 (2/22/15)

Nine-inning two-hitter **Tanner Burns [9.0] vs. Cincinnati (3/1/19)**

Complete game **Jack Owen vs. UTSA (3/9/19)**
Complete game shutout **Jack Owen vs. UTSA (3/9/19)**
 Consecutive complete games K. Thompson vs. Arkansas & LSU (4/4 & 4/11/15)

Struck out 10 batters **10 by Tanner Burns vs. UTSA (3/8/19)**
 Struck out 11 batters 11 by Casey Mize vs. Army (6/2/18)
 Struck out 12 batters 12 by Casey Mize at Kentucky (3/23/18)
 Struck out 13 batters 13 by Casey Mize vs. Texas A&M (3/16/18)
Struck out 15 batters **15 by Tanner Burns vs. Cincinnati (3/1/19)**

TEAM
Struck out 15+ batters **Garrett Wade [8], Kyle Gray [2],
 Elliott Anderson [6] at South Alabama (3/12/19)**
Struck out 20+ batters **Brooks Fuller [4], Ryan Watson [4], Elliott Anderson [3],
 Cody Greenhill [4], Carson Skipper [3], Garrett Wade [2] vs. #9 Arkansas (4/5/19)**
 Struck out 15 batters consecutive games vs. Ga State, at Missouri (4/5-7/16)
Shut out an opponent **7-0 at #12 Texas A&M (4/13/19)**
Consecutive shutouts **6-0 vs. UTSA / 5-0 vs. UTSA (3/8-9/19)**
Three straight shutouts **2-0 vs. UT Martin / 6-0 vs. UTSA / 5-0 vs. UTSA (3/6-9/19)**
Shut out an SEC opponent **7-0 at #12 Texas A&M (4/13/19)**
Shut out an SEC opponent on the road **7-0 at #12 Texas A&M (4/13/19)**
 Consecutive SEC shutouts 5-0 and 4-0 at Miss. State (3/27-28/15)
 Consecutive SEC shutouts on the road 5-0 and 4-0 at Miss. State (3/27-28/15)
Was shut out **4-0 at #12 Texas A&M (4/12/19)**
 Was held to one hit vs. #24 Missouri (4/1/18)
 Was no hit vs. #13 Arkansas (5/25/17)

FIELDING SUPERLATIVES
2 errors in a game **Matt Scheffler at #4 Vanderbilt (4/25/19)**
 3 errors in a game Luke Jarvis vs. Presbyterian (3/11/17)
 4 errors in a game Brett Burnham at Alabama (4/5/00)

3 double plays turned in a game **vs. Alabama (5/3/19)**
 4 double plays turned in a game vs. Georgia Tech (4/4/17)
 5 double plays turned in a game never

Triple play (Auburn) vs. Memphis (5/22/78)
 Triple play (Opponent) at Florida [4th] (3/15/08)

Threw a runner out at HP to end game Will Holland vs. Presbyterian (3/12/17)

MISC. SUPERLATIVES
Won 10 or more consecutive games **15 (2/24-3/22)**
Won 15 or more consecutive games **15 (2/24-3/22)**
Won 8 or more consecutive SEC games **9 (4/1-21/95)**
Lost 5 or more consecutive games **7 (5/6-5/13/17)**

Home winning streak 21 (1964-66)
 Road winning streak 14 (1967/1995)
 Season-opening winning streak 17 (2/7-3/5/97)

Extra-innings victory **6-5, 10 innings vs. #17 Ole Miss (4/20/19)**
Extra-innings loss **6-9, 15 innings vs. #9 Arkansas (G2 - 4/5/19)**

Swept a 3-game series **vs. #21 Tennessee (3/15-17/19)**
 Swept a road series at Alabama (4/20-21/18)
 Swept a road SEC series at Alabama (4/20-21/18)
Swept a SEC series **vs. #21 Tennessee (3/15-17/19)**
 Swept a 4-game series Maine (2/15-17/13)
Swept a doubleheader **vs. UTSA (3/9/19)**

Allowed 3 runs or fewer in a series **3 vs. UTSA (3/8-9/19)**
 Allowed 3 runs or fewer in a SEC series 3 vs. Miss. State (3/27-29/15)
Allowed 4 runs or fewer in a series **3 vs. UTSA (3/8-9/19)**
 Allowed 4 runs or fewer in a SEC series 4 vs. Georgia (4/23-25/15)
 Allowed 3 runs or fewer in a road series 3 vs. Miss. State (3/27-29/15)
 Allowed 3 runs or fewer in a SEC road series 3 vs. Miss. State (3/27-29/15)

Overcome a deficit of 7+ runs 7 runs, [7-0, 12-8] vs. Florida A&M (2/22/17)

Won a 1-0 game vs. Mercer (5/30/15) [NCAA Regional]
 Lost a 1-0 game vs. Ohio State (2/15/14)

Walk-off win **vs. #17 Ole Miss (10 inn.) (4/20/19)**
 Walk-off loss at #1 Florida (11 inn.) (6/11/18)

HITTER PROFILES

9 • RYAN BLISS IF

5-9 • 165 • FR • LaGrange, Ga. • Troup County

- Named the SEC Freshman of the Week after going 6-for-12 with five runs and four RBI vs. Alabama
- Has multiple hits in five of the last nine games
- Leads the team with a .316 average and 13 RBI in the last 15 SEC games

CAREER STATISTICS

YEAR	AVG	GP-GS	AB	R	H	2B	3B	HR	RBI	SB-A
2019	.270	48-48	178	33	48	10	1	1	30	8-9

SEASON HIGHS

At Bats: 5, seven times
Runs: 2, seven times
Hits: 3, two times
Doubles: 1, 10 times
HR: 1, vs. Cincinnati (3/2)
RBI: 4, vs. Alabama (5/5)

24 • CONOR DAVIS IF

6-3 • 227 • JR • Roswell, Ga. • Blessed Trinity

- Is riding a 10-game hitting streak and is batting .395 (17-for-43) during the span
- Went 6-for-12 in the series against Alabama
- Has multiple hits in three straight games (7-for-13) and in five contests during his hitting streak

CAREER STATISTICS

YEAR	AVG	GP-GS	AB	R	H	2B	3B	HR	RBI	SB-A
2017	.282	52-38	163	22	46	11	0	1	29	1-4
2018	.268	53-47	164	26	44	9	0	2	34	3-6
2019	.311	45-44	180	28	56	8	1	6	30	2-2
TOTAL	.288	150-129	507	76	146	28	1	9	93	6-12

CAREER HIGHS

At Bats: 8, vs. Alabama (5/7/17)
Runs: 3, vs. Longwood (2/17/18)
Hits: 3, eight times
Doubles: 2, at Texas A&M (4/9/17)
HR: 2, vs. Ole Miss (4/19/19)
RBI: 5, vs. Vanderbilt (5/6/18)

SEASON HIGHS

At Bats: 5, 10 times
Runs: 2, six times
Hits: 3, four times
Doubles: 1, eight times
HR: 2, vs. Ole Miss (4/19)
RBI: 4, two times

11 • CHASE HALL C

6-2 • 215 • R-JR • Roanoke, Ala. • Southern Union

- Made his sixth start of the season at JSU (4/23) and went 1-for-4 with two runs and one RBI

CAREER STATISTICS

YEAR	AVG	GP-GS	AB	R	H	2B	3B	HR	RBI	SB-A
2019	.182	11-6	22	2	4	1	0	0	3	0-0

SEASON HIGHS

At Bats: 5, vs. Alabama A&M (2/19)
Runs: 2, at Jacksonville State (4/23)
Hits: 1, four times
Doubles: 1, vs. Alabama A&M (2/19)
RBI: 2, vs. Alabama A&M (2/19)

17 • WILL HOLLAND IF

5-11 • 185 • JR • Lawrenceville, Ga. • Collins Hill

- Is 9-for-12 with six runs, two doubles, one home run and five RBI in the last three games
- Went 6-for-12 with five runs and five RBI vs. Alabama
- Leads the team with five HR in SEC play

CAREER STATISTICS

YEAR	AVG	GP-GS	AB	R	H	2B	3B	HR	RBI	SB-A
2017	.209	45-41	134	23	28	7	1	3	18	4-4
2018	.313	66-65	249	61	78	18	0	12	52	9-11
2019	.241	46-46	166	35	40	8	0	5	21	13-16
TOTAL	.266	157-152	549	119	146	33	1	20	91	26-31

CAREER HIGHS

At Bats: 6, three times
Runs: 4, at Alabama (4/21 - G2)
Hits: 4, two times
Doubles: 2, two times
HR: 2, two times
RBI: 4, two times

SEASON HIGHS

At Bats: 6, vs. UT Martin (3/5)
Runs: 3, two times
Hits: 4, vs. UT Martin (3/5)
Doubles: 1, eight times
HR: 1, five times
RBI: 3, vs. Alabama (5/5)

16 • KASON HOWELL OF

6-0 • 185 • FR • Argyle, Texas • Liberty Christian

- Went 3-for-10 with two runs, two doubles and two RBI in the Alabama series

CAREER STATISTICS

YEAR	AVG	GP-GS	AB	R	H	2B	3B	HR	RBI	SB-A
2019	.272	47-47	173	23	47	7	0	0	24	13-15

SEASON HIGHS

At Bats: 6, at Mississippi State (3/24)
Runs: 3, vs. Alabama A&M (2/19)
Hits: 3, two times
Doubles: 1, seven times
RBI: 3, vs. UTSA (3/9)

10 • EDOUARD JULIEN IF

6-2 • 195 • SO • Quebec City, Quebec • Cardinal-Roy

- Is the first Auburn player with 40+ RBI in back-to-back seasons since 2010-11
- Became the fifth fastest player to reach 100 RBI in his Auburn career earlier this season (94 games)
- 46 of his 103 career hits are for extra bases (45 percent)

CAREER STATISTICS

YEAR	AVG	GP-GS	AB	R	H	2B	3B	HR	RBI	SB-A
2018	.275	62-59	207	47	57	7	0	17	69	7-10
2019	.260	47-47	177	40	46	13	1	8	44	3-5
TOTAL	.268	109-106	384	87	103	20	1	25	113	10-15

CAREER HIGHS

At Bats: 7, vs. Arkansas (4/5/19)
Runs: 5, vs. Alabama A&M (4/3/18)
Hits: 3, five times
Doubles: 2, Alabama A&M (4/3/18)
HR: 2, vs. Alabama A&M (2/20/19)
RBI: 4, seven times

SEASON HIGHS

At Bats: 7, vs. Arkansas (4/5)
Runs: 3, two times
Hits: 3, two times
Doubles: 1, 13 times
HR: 2, vs. Alabama A&M (2/20)
RBI: 4, vs. Ole Miss (4/18)

2 • EVERETT LAU IF/OF

5-10 • 185 • JR • Oahu, Hawaii • College of San Mateo

- Started at JSU (4/23) and scored two runs while also turning in a RBI double
- Collected three hits and drove in a season-high five runs, including a three-run HR, vs. UT Martin (3/5)
- Two-time Golden Gate League First Team All-Conference

CAREER STATISTICS

YEAR	AVG	GP-GS	AB	R	H	2B	3B	HR	RBI	SB-A
2017*	.381	33-42	126	38	48	9	4	0	32	--
2018*	.381	45-45	181	48	69	17	2	4	45	--
2019	.243	16-8	37	7	9	2	0	1	7	1-1

SEASON HIGHS

At Bats: 6, vs. UT Martin (3/5)
Runs: 2, two times
Hits: 3, vs. UT Martin (3/5)
Doubles: 1, two times
HR: 1, vs. UT Martin (3/5)
RBI: 5, vs. UT Martin (3/5)
 *JUCO

19 • BRODY MOORE IF

6-0 • 185 • FR • Oneonta, Ala. • Oneonta

- Went 3-for-5 with two runs and one RBI in his first SEC start in the series finale vs. Alabama (5/5)
- Came off the bench and collected two hits at JSU (4/23)
- Tripled in his first career at-bat vs. Alabama A&M (2/19)

CAREER STATISTICS

YEAR	AVG	GP-GS	AB	R	H	2B	3B	HR	RBI	SB-A
2019	.538	8-2	13	6	7	1	1	0	3	0-1

SEASON HIGHS

At Bats: 5, vs. Alabama (5/5)
Runs: 2, two times
Hits: 3, vs. Alabama (5/5)
Doubles: 1, at Jacksonville State (4/23)
RBI: 1, three times

6 • MATT SCHEFFLER C

6-2 • 190 • JR • Kirkland, Wash. • Pierce

- Is riding a 10-game hitting streak and is batting .351 (13-for-37) during the span
- Has recorded a hit in 14 straight SEC games and has reached in 19 straight conference contests
- 2018 Tacoma Athletic Commission Player of the Year

CAREER STATISTICS

YEAR	AVG	GP-GS	AB	R	H	2B	3B	HR	RBI	SB-A
2017*	.349	36-36	126	26	44	5	1	2	19	--
2018*	.369	42-42	160	51	59	12	2	1	22	--
2019	.294	44-42	153	25	45	9	0	1	20	5-6

SEASON HIGHS

At Bats: 6, at Mississippi State (3/24)
Runs: 2, four times
Hits: 3, at UCF (2/24)
Doubles: 1, nine times
HR: 1, vs. UTSA (3/9)
RBI: 2, at Vanderbilt (4/25)
 *JUCO

1 • JUDD WARD OF

6-1 • 195 • SO • Russellville, Ala. • Russellville

- Is hitting .385 (10-for-26) in the last six SEC games
- Has eight multi-hit efforts in the last 18 games
- Leads the team with a .309 average and .393 on-base percentage in SEC play

CAREER STATISTICS

YEAR	AVG	GP-GS	AB	R	H	2B	3B	HR	RBI	SB-A
2018	.250	37-21	84	9	21	2	1	0	8	0-2
2019	.287	48-47	178	32	51	10	2	2	25	5-7
TOTAL	.275	85-68	262	41	72	12	3	2	33	5-9

CAREER HIGHS

At Bats: 7, vs. Arkansas (4/5/19)
Runs: 3, at Jacksonville State (4/23/19)
Hits: 3, four times
Doubles: 2, at Vanderbilt (4/25/19)
HR: 1, two times
RBI: 4, at Mississippi State (3/24/19)

SEASON HIGHS

At Bats: 7, vs. Arkansas (4/5)
Runs: 3, at JSU (4/23)
Hits: 3, four times
Doubles: 2, at VU (4/25)
HR: 1, two times
RBI: 4, at MSU (3/24)

41 • STEVEN WILLIAMS OF

6-3 • 216 • SO • Albany, Ga. • Deerfield-Windsor

- Is hitting .368 (7-for-19) in the last six SEC games
- Hit his first HR since 3/24 in the series finale vs. Alabama

CAREER STATISTICS

YEAR	AVG	GP-GS	AB	R	H	2B	3B	HR	RBI	SB-A
2018	.291	65-65	244	54	71	10	1	12	51	1-1
2019	.243	47-47	173	31	42	5	0	5	19	3-3
TOTAL	.271	112-112	417	85	113	15	1	17	70	4-4

CAREER HIGHS

At Bats: 6, two times
Runs: 4, two times
Hits: 4, three times
Doubles: 2, vs. BYU (G1 - 3/3/18)
HR: 1, 17 times
RBI: 7, vs. Longwood (2/17/18)

SEASON HIGHS

At Bats: 6, vs. Arkansas (4/5)
Runs: 3, vs. Cincinnati (3/2)
Hits: 3, two times
Doubles: 1, five times
HR: 1, five times
RBI: 3, two times

4 • RANKIN WOLEY IF

6-0 • 210 • JR • Atlanta, Ga. • Chattahoochee Valley

- Is hitting .316 (6-for-19) and is tied for the team lead with six RBI in the last six SEC games
- Named a 2018 NJCAA First Team All-American and the Alabama Community College Conference Player of the Year

CAREER STATISTICS

YEAR	AVG	GP-GS	AB	R	H	2B	3B	HR	RBI	SB-A
2017*	.267	26-8	45	8	12	4	1	0	5	0-0
2018*	.460	60-60	202	58	93	27	1	11	93	1-1
2019	.280	46-46	186	24	52	12	1	3	32	2-2

CAREER HIGHS

At Bats: 7, vs. Arkansas (4/5/19)
Runs: 3, vs. Gulf Coast State (3/2/18)*
Hits: 4, two times*
Doubles: 3, vs. Faulkner (2/17/18)*
HR: 2, vs. Miami Dade (2/10/18)*
RBI: 5, at Wallace-Selma (4/21/18)
 *at LSU
 *JUCO

SEASON HIGHS

At Bats: 7, vs. Arkansas (4/5)
Runs: 2, six times
Hits: 3, two times
Doubles: 2, two times
HR: 1, three times
RBI: 3, three times

PITCHER PROFILES

14 • ELLIOTT ANDERSON LHP

6-3 • 212 • JR • Cartersville, Ga. • Cartersville
 • Leads the team and ranks T-10th in the conference with 21 appearances, including 20 in relief

CAREER STATISTICS

YEAR	ERA	W-L	G/S	IP	H	R	ER	BB	K	BAA
2017	6.39	1-0	14/0	12.2	20	9	9	8	9	.370
2018	3.64	5-0	24/0	29.2	25	18	12	15	32	.229
2019	3.80	5-1	21/1	45.0	43	24	19	20	50	.249
TOTAL	4.12	11-1	59/1	87.1	88	51	40	43	91	.262

CAREER HIGHS

Innings: 4.2, at Texas A&M (4/14/19)
Hits: 6, at Mississippi State (3/24/19)
Runs: 5, two times
Earned Runs: 4, three times
Strikeouts: 7, two times
Walks: 2, five times
Pitches: 74, vs. Ole Miss (4/19/19)

SEASON HIGHS

Innings: 4.2, at TAMU (4/14)
Hits: 6, at MSU (3/24)
Runs: 5, two times
Earned Runs: 4, two times
Strikeouts: 7, vs. GS (2/15)
Walks: 2, four times
Pitches: 74, vs. Ole Miss (4/19)

32 • TANNER BURNS RHP

6-0 • 205 • SO • Decatur, Ala. • Decatur
 • Ranks T-4th in the SEC in strikeouts and has turned in a new career high in the category
 • Missed the first start of his Auburn career last weekend
 • Named to the Golden Spikes Award Midseason Watch List and a Midseason All-American by D1 Baseball and PG

CAREER STATISTICS

YEAR	ERA	W-L	G/S	IP	H	R	ER	BB	K	BAA
2018	3.01	7-4	17/17	86.2	73	41	29	37	77	.225
2019	2.66	4-3	11/11	64.1	47	23	19	20	87	.201
TOTAL	2.86	11-7	28/28	151.0	120	64	48	57	164	.215

CAREER HIGHS

Innings: 9.0, vs. Cincinnati (3/1/19)
Hits: 7, three times
Runs: 5, two times
Earned Runs: 4, two times
Strikeouts: 15, vs. Cincinnati (3/1/19)
Walks: 4, three times
Pitches: 115, at South Carolina (3/29/19)

SEASON HIGHS

Innings: 9.0, vs. UC (3/1)
Hits: 7, two times
Runs: 5, two times
Earned Runs: 4, at MSU (3/22)
Strikeouts: 15, vs. UC (3/1)
Walks: 4, at VU (4/25)
Pitches: 115, at SC (3/29)

43 • RICHARD FITTS RHP

6-23 • 185 • FR • Helena, Ala. • Helena
 • Is 3-0 with a 2.82 ERA in 10 relief appearances, including 2-0 with a 0.00 ERA in his last three relief appearances

CAREER STATISTICS

YEAR	ERA	W-L	G/S	IP	H	R	ER	BB	K	BAA
2019	5.55	3-3	14/4	35.2	48	22	22	10	24	.327

SEASON HIGHS

Innings: 5.0, at South Carolina (3/31)
Hits: 7, vs. Alabama (5/5)
Runs: 5, vs. Arkansas (4/6)
Earned Runs: 5, vs. Arkansas (4/6)
Strikeouts: 4, vs. Ole Miss (4/18)
Walks: 3, vs. Arkansas (4/6)
Pitches: 77, at Vanderbilt (4/26)

18 • BROOKS FULLER LHP

6-12 • 215 • FR • Auburn, Ala. • Auburn
 • Has made six straight SEC starts and ranks second on the team with a 3.77 ERA in conference play
 • Named the 2018 ASWA Pitcher and Player of the Year

CAREER STATISTICS

YEAR	ERA	W-L	G/S	IP	H	R	ER	BB	K	BAA
2019	3.35	2-2	14/7	40.1	33	23	15	31	32	.223

SEASON HIGHS

Innings: 6.0, at Texas A&M (4/13)
Hits: 5, vs. Ole Miss (4/20)
Runs: 4, at Vanderbilt (4/27)
Earned Runs: 3, vs. Ole Miss (4/20)
Strikeouts: 6, vs. Ole Miss (4/20)
Walks: 4, two times
Pitches: 93, at Texas A&M (4/13)

23 • PEYTON GLAVINE LHP

5-11 • 176 • SO • Alpharetta, Ga. • Blessed Trinity
 • Made his first appearance in a month and earned the win in 1.2 scoreless innings of relief at JSU (4/23)
 • Didn't allowed a run and struck out seven batters in his first five appearances and 4.0 IP this season

CAREER STATISTICS

YEAR	ERA	W-L	G/S	IP	H	R	ER	BB	K	BAA
2018	27.00	0-0	5/0	3.0	10	9	9	2	5	.526
2019	2.45	1-0	8/0	7.1	8	2	2	7	11	.267
TOTAL	9.58	1-0	13/0	10.1	18	11	11	9	16	.367

CAREER HIGHS

Innings: 1.2, two times
Hits: 5, vs. Northeastern (3/10/18)
Runs: 6, vs. Northeastern (3/10/18)
Earned Runs: 6, vs. Northeastern (3/10/18)
Strikeouts: 3, vs. Longwood (2/17/18)
Walks: 2, two times
Pitches: 35, vs. AAMU (2/20/19)

SEASON HIGHS

Innings: 1.2, two times
Hits: 3, two times
Runs: 1, two times
Earned Runs: 1, two times
Strikeouts: 2, five times
Walks: 2, two times
Pitches: 35, vs. AAMU (2/20)

36 • KYLE GRAY LHP

5-10 • 205 • R-JR • Austin, Texas • Blinn
 • Made his first appearance since Apr. 16 and pitched 1.2 scoreless innings vs. UAB (5/7)

CAREER STATISTICS

YEAR	ERA	W-L	G/S	IP	H	R	ER	BB	K	BAA
2017*	7.85	0-0	11/--	18.1	27	16	16	9	25	--
2018*	2.73	7-1	12/--	66.0	56	25	20	19	91	--
2019	6.60	1-3	12/2	15.0	14	13	11	15	11	.246

CAREER HIGHS

Innings: 7.0, four times*
Hits: 9, at Alvin (4/20/18)*
Runs: 6, two times*
Earned Runs: 6, two times*
Strikeouts: 12, vs. Laredo (3/24/18)*
Walks: 4, vs. Temple (2/16/18)*
Pitches: --
 *JUCO

SEASON HIGHS

Innings: 3.0, vs. GS (2/17)
Hits: 3, at UCF (2/23)
Runs: 4, at UCF (2/23)
Earned Runs: 4, at UCF (2/23)
Strikeouts: 3, vs. GS (2/17)
Walks: 3, vs. Arkansas (4/6)
Pitches: 69, vs. GS (2/17)

20 • CODY GREENHILL RHP

6-4 • 216 • SO • Russellville, Ala. • Russellville
 • Leads the team and ranks 5th in the SEC in saves
 • Ranks second in the league with seven SEC saves
 • Five of his nine saves have come on the road, including four on the road in SEC play
 • Named to the NCBWA Stopper of the Year watch list

CAREER STATISTICS

YEAR	ERA	W-L	G/S	IP	H	R	ER	BB	K	BAA
2018	2.30	6-3	21/0	58.2	53	17	15	19	55	.242
2019	3.38	1-2	20/0	37.1	35	17	14	8	30	.243
TOTAL	2.72	7-5	41/0	96.0	88	34	29	27	85	.242

CAREER HIGHS

Innings: 5.0, at Florida (4/27/18)
Hits: 7, at Mississippi State (3/24/19)
Runs: 5, at Mississippi State (3/24/19)
Earned Runs: 5, at Mississippi State (3/24/19)
Strikeouts: 5, two times
Walks: 3, vs. Georgia State (2/20/18)
Pitches: 86, at N.C. State (6/3/18)

SEASON HIGHS

Innings: 3.0, vs. Arkansas (4/5)
Hits: 7, at MSU (3/24)
Runs: 5, at MSU (3/24)
Earned Runs: 5, at MSU (3/24)
Strikeouts: 4, three times
Walks: 2, two times
Pitches: 54, vs. Arkansas (4/5)

8 • BAILEY HORN LHP

6-2 • 212 • R-SO • West, Texas • McLennan
 • Earned the win after throwing 1.1 scoreless IP in the decisive series finale vs. Alabama (5/5)
 • Struck out the side in the ninth inning at JSU (4/23)
 • Rated a top-75 junior college prospect by Perfect Game

CAREER STATISTICS

YEAR	ERA	W-L	G/S	IP	H	R	ER	BB	K	BAA
2017*	3.86	7-0	15/--	77.0	68	44	33	34	77	--
2019	8.22	2-0	12/2	15.1	19	15	14	8	11	.302

CAREER HIGHS

Innings: 7.1, vs. Grayson (3/8/17)*
Hits: 7, two times*
Runs: 6, vs. San Jac-North (5/30/17)*
Earned Runs: 6, vs. San Jac (5/30/17)*
Strikeouts: 8, at North Central Texas (4/19/17)*
Walks: 4, three times*
Pitches: --
 *JUCO

SEASON HIGHS

Innings: 3.0, two times
Hits: 5, at UCF (2/24)
Runs: 4, two times
Earned Runs: 4, at UCF (2/24)
Strikeouts: 3, at JSU (4/23)
Walks: 2, at MSU (3/24)
Pitches: 52, vs. GS (2/17)

33 • WILL MORRISON RHP

6-2 • 180 • FR • Cullman, Ala. • Cullman
 • Has made multiple appearances in back-to-back weekends and hasn't allowed a run in five appearances and 6.0 IP
 • Has turned in a 2.00 ERA in seven appearances during conference play
 • Named the 2018 6A Pitcher of the Year by AL.com and a two-time first team high school All-American

CAREER STATISTICS

YEAR	ERA	W-L	G/S	IP	H	R	ER	BB	K	BAA
2019	4.30	0-0	18/0	23.0	22	11	11	9	14	.272

SEASON HIGHS

Innings: 3.0, two times
Hits: 4, vs. Arkansas (4/6)
Runs: 3, at GT (4/16)
Earned Runs: 3, at GT (4/16)
Strikeouts: 5, vs. AAMU (2/19)
Walks: 2, vs. UAB (5/7)
Pitches: 50, vs. Arkansas (4/6)

44 • JACK OWEN LHP

6-2 • 174 • SO • Aliso Viejo, Calif. • JSerra Catholic
 • Improved to 4-0 by earning the win in his first start since Mar. 16 in the series opener vs. Alabama (5/3)
 • Didn't allow an earned run in a record 28.2 IP dating back to last season before giving up a solo HR vs. UT (3/16)

CAREER STATISTICS

YEAR	ERA	W-L	G/S	IP	H	R	ER	BB	K	BAA
2018	5.97	2-2	14/7	34.2	43	24	23	16	35	.312
2019	0.70	4-0	8/4	38.2	24	4	3	6	37	.179
TOTAL	3.19	6-2	22/11	73.1	67	28	26	22	72	.246

CAREER HIGHS

Innings: 9.0, vs. UTSA (3/9/19)
Hits: 9, at Georgia Tech (3/20/18)
Runs: 6, at Georgia Tech (3/20/18)
Earned Runs: 6, at Georgia Tech (3/20/18)
Strikeouts: 10, vs. Cincinnati (3/2/19)
Walks: 2, five times
Pitches: 98, vs. UTSA (3/9/19)

SEASON HIGHS

Innings: 9.0, vs. UTSA (3/9)
Hits: 5, vs. Alabama (5/3)
Runs: 1, four times
Earned Runs: 1, three times
Strikeouts: 10, vs. UC (3/2)
Walks: 2, two times
Pitches: 98, vs. UTSA (3/9)

31 • BLAKE SCHILLECI LHP

5-10 • 198 • SR • Birmingham, Ala. • Wallace-Hanceville
 • Matched a career high with 3.2 scoreless IP and struck out three batters at Vandy (4/26)
 • Has posted a 2.70 ERA in four SEC appearances

CAREER STATISTICS

YEAR	ERA	W-L	G/S	IP	H	R	ER	BB	K	BAA
2018	9.53	0-0	6/0	5.2	8	6	6	3	3	.333
2019	6.14	0-1	9/0	14.2	17	10	10	7	15	.293
TOTAL	7.08	0-1	15/0	20.1	25	16	16	10	18	.305

CAREER HIGHS

Innings: 3.2, two times
Hits: 4, at Vanderbilt (4/26)
Runs: 4, vs. Georgia Tech (4/2/19)
Earned Runs: 4, vs. Georgia Tech (4/2/19)
Strikeouts: 4, vs. Georgia Tech (4/2/19)
Walks: 3, vs. Georgia Tech (4/2/19)
Pitches: 64, vs. Georgia Tech (4/2/19)

SEASON HIGHS

Innings: 3.2, two times
Hits: 4, at VU (4/26)
Runs: 4, vs. GT (4/2)
Earned Runs: 4, vs. GT (4/2)
Strikeouts: 4, vs. GT (4/2)
Walks: 3, vs. GT (4/2)
Pitches: 64, vs. GT (4/2)

29 • CARSON SKIPPER LHP

6-3 • 195 • FR • Trussville, Ala. • Hewitt-Trussville
 • Has posted a 4.50 ERA in 10 appearances at home
 • Three-time ASWA 7A First Team All-State honoree
 • 2018 AL.com All-Birmingham Player of the Year

CAREER STATISTICS

YEAR	ERA	W-L	G/S	IP	H	R	ER	BB	K	BAA
2019	7.46	3-3	17/8	35.0	45	33	29	23	38	.306

SEASON HIGHS

Innings: 4.2, vs. UTSA (3/9)
Hits: 5, four times
Runs: 5, two times
Earned Runs: 5 vs. Arkansas (4/5)
Strikeouts: 8, vs. AAMU (2/19)
Walks: 4, at GT (4/16)
Pitches: 78, vs. Arkansas (4/5)

40 • GARRETT WADE LHP

6-2 • 205 • FR • Hartselle, Ala. • Hartselle

- Has turned in a 2.89 ERA in eight relief appearances, including a 1.69 ERA in his last five relief appearances
- Named a 2017 Under Armour All-American and the 2018 Alabama Gatorade Player of the Year

CAREER STATISTICS

YEAR	ERA	W-L	G/S	IP	H	R	ER	BB	K	BAA
2019	4.86	3-0	15/7	33.1	33	23	18	27	41	.260

SEASON HIGHS

Innings: 5.0, two times
Hits: 6, vs. JSU (4/9)
Runs: 5, vs. JSU (4/9)
Earned Runs: 5, vs. JSU (4/9)
Strikeouts: 8, two times
Walks: 5, vs. UA (3/26)
Pitches: 91, at USA (3/12)

37 • RYAN WATSON RHP

6-5 • 215 • JR • Auburn, Ala. • Auburn

- Has struck out a career-best 28 batters this season
- Didn't allow a run in a career-best 6.1 innings (3/30-4/9)

CAREER STATISTICS

YEAR	ERA	W-L	G/S	IP	H	R	ER	BB	K	BAA
2017	5.17	1-1	22/2	31.1	39	21	18	11	22	.298
2018	4.76	0-0	7/2	11.1	13	6	6	5	9	.310
2019	5.28	0-1	18/1	29.0	33	17	14	28	28	.297
TOTAL	5.15	1-2	47/5	71.2	85	44	41	30	59	.299

CAREER HIGHS

Innings: 3.1, four times
Hits: 5, two times
Runs: 5, at Mississippi State (3/23/19)
Earned Runs: 5, at Mississippi State (3/23/19)
Strikeouts: 5, at Jacksonville State (4/23/19)
Walks: 3, two times
Pitches: 60, vs. Memphis (3/14/18)

SEASON HIGHS

Innings: 3.1, two times
Hits: 4, three times
Runs: 5, at MSU (3/23)
Earned Runs: 5, at MSU (3/23)
Strikeouts: 5, at JSU (4/23)
Walks: 3, at GT (4/16)
Pitches: 54, at JSU (4/23)

BIG INNINGS

Innings with four or more runs

AUBURN - 20

Date	Opponent	Inn.	Batters	R	H	E	Score
2/15	Georgia Southern	1	10	5	4	1	5-1
2/16	Georgia Southern	3	8	4	4	1	4-0
2/19	Alabama A&M	3	9	4	2	2	5-1
2/24	at UCF	4	7	4	4	0	9-6
3/2	Cincinnati (G2)	1	8	4	2	1	4-2
3/5	UT Martin	3	9	4	6	0	5-6
3/8	UTSA	3	8	4	3	1	4-0
3/9	UTSA (G2)	1	8	5	5	0	5-0
3/16	Tennessee	5	9	4	3	0	5-1
3/19	at UAB	5	13	8	5	1	8-4
3/24	at Mississippi State	3	9	4	6	0	4-2
3/24	at Mississippi State	4	11	7	6	2	11-5
3/31	at South Carolina	2	9	6	3	0	6-1
4/13	at Texas A&M	9	9	4	4	0	7-0
4/23	at Jax State	7	10	6	6	0	11-2
4/25	at Vanderbilt	5	9	4	5	0	4-7
4/27	at Vanderbilt	8	8	4	4	0	5-8
5/4	Alabama	8	8	4	2	0	6-5
5/5	Alabama	7	7	4	4	0	8-3
5/5	Alabama	8	12	9	8	0	17-6

Record with a big inning: 13-5
Record without a big inning: 16-14

OPPONENT - 15

Date	Opponent	Inn.	Batters	R	H	E	Score
2/24	at UCF	2	8	4	5	1	3-5
3/19	at UAB	2	8	4	2	1	0-4
3/22	at Mississippi State	1	9	4	3	0	0-4
3/23	at Mississippi State	1	10	5	4	2	0-5
3/23	at Mississippi State	8	11	7	6	0	2-15
3/24	at Mississippi State	5	7	4	3	0	11-10
3/24	at Mississippi State	8	8	5	4	0	15-20
4/2	GEORGIA TECH	4	9	4	2	0	5-3
4/2	GEORGIA TECH	8	9	4	2	0	9-3
4/9	JACKSONVILLE STATE	4	9	6	6	0	6-6
4/9	JACKSONVILLE STATE	7	10	5	2	0	6-11
4/14	at Texas A&M	4	7	4	4	0	1-4
4/25	at Vanderbilt	3	8	4	3	2	0-7
4/25	at Vanderbilt	6	9	4	3	0	5-11
4/26	at Vanderbilt	1	8	4	4	0	0-4

Record when allowing a big inning: 3-7
Record when not allowing a big inning: 26-12

AUBURN IN THE NATIONAL AND SEC RANKINGS

(As of May 9)

TEAM	TOTAL	NCAA	SEC
Shutouts	7	3	2
9 RYAN BLISS Sac flies	6	21	2
32 TANNER BURNS K/9.0 IP	12.17	28	5
Strikeouts	87	39	4
20 CODY GREENHILL Saves	9	31	5

GAMEDAY EXPERIENCE: SAMFORD STADIUM-HITCHCOCK FIELD AT PLAINSMAN PARK

» Auburn's baseball home for the past 68 seasons, Samford Stadium-Hitchcock Field at Plainsman Park seats 4,096, including 3,227 chairback seats. Auburn's baseball field has been called a renaissance of Camden Yard proportions and received a new 24x64 foot video board, sound system and lighting prior to 2017.



PITCHING CAREERS

ELLIOTT ANDERSON'S CAREER APPEARANCES

*-Starter

2017 - FRESHMAN YEAR

Date	Opp (Res.)	DEC	QS	IP	H	R	ER	BBSO	HR	ERA	NP
2/17	GEORGE WASHINGTON (W, 9-0)	-	-	1.0	0	0	0	0	1	0.00	9
2/22	FLORIDA A&M (W, 12-8)	-	-	0.0	2	3	3	2	0	27.00	14
3/3	LIPSCOMB (W, 8-0)	-	-	0.1	1	0	0	1	1	20.25	20
3/7	SOUTH ALABAMA (L, 3-14)	-	-	0.2	3	4	4	2	1	31.50	22
3/10	PRESBYTERIAN (L, 8-11)	-	-	0.2	0	0	0	0	0	23.62	2
3/15	JACKSONVILLE STATE (W, 10-1)	-	-	2.0	3	0	0	1	0	13.50	25
4/25	TROY (L, 2-5)	-	-	1.2	2	0	0	2	0	9.95	22
4/29	at #7 Mississippi State (W, 5-3)	W	-	2.1	4	1	1	0	1	8.31	36
5/7	ALABAMA (L, 9-11)	-	-	0.2	0	0	0	1	0	7.71	11
5/9	at UAB (L, 2-8)	-	-	1.1	2	1	1	1	1	7.59	31
5/12	at #10 LSU (L, 3-5)	-	-	0.1	1	0	0	0	0	7.36	3
5/20	OLE MISS (L, 4-8)	-	-	1.1	1	0	0	1	0	6.57	19
5/24	vs. #4 Florida (L, 4-5)	-	-	0.0	0	0	0	1	0	6.57	5
6/5	at #16 Florida State (L, 0-6)	-	-	0.1	1	0	0	0	0	6.39	8

2018 - SOPHOMORE YEAR

Date	Opp (Res.)	DEC	QS	IP	H	R	ER	BBSO	HR	ERA	NP
2/18	LONGWOOD (W, 3-0)	-	-	2.0	1	0	0	1	2	0.00	31
2/21	TROY (W, 6-5)	-	-	0.1	3	3	0	1	0	0.00	21
2/24	BRYANT (W, 13-4)	W	-	2.1	0	0	0	0	0	0.00	34
2/27	at #15 South Alabama (W, 7-6)	W	-	1.0	1	2	2	1	2	3.18	19
3/2	BYU (W, 4-3)	-	-	0.0	1	0	0	0	0	3.18	2
3/6	at UAB (W, 11-8)	-	-	1.0	2	2	0	1	0	2.70	21
3/13	GEORGIA TECH (W, 12-7)	W	-	3.1	2	3	3	1	3	4.50	45
3/17	#6 TEXAS A&M (W, 11-5)	-	-	1.0	2	1	1	1	1	4.91	26
3/20	at Georgia Tech (L, 6-4)	-	-	2.0	2	0	0	2	4	4.15	45
3/23	at #8 Kentucky (L, 5-4)	-	-	0.0	0	0	0	0	0	4.15	1
3/25	at #8 Kentucky (L, 13-3)	-	-	0.0	1	2	2	1	0	5.54	13
3/27	vs. Alabama (W, 5-2)	-	-	0.0	0	0	0	1	0	5.54	5
4/3	ALABAMA A&M (W, 19-5)	W	-	1.2	0	0	0	0	1	4.91	18
4/10	at Samford (L, 12-3)	-	-	1.2	0	1	0	1	1	4.41	28
4/14	MISSISSIPPI STATE (L, 7-2)	-	-	1.0	0	0	0	1	1	4.15	20
4/17	UAB (W, 12-2)	W	-	4.0	0	0	0	1	7	3.37	48
4/24	SAMFORD (W, 7-2)	-	-	3.2	3	0	0	1	4	2.88	51
4/26	at #1 Florida (L, 3-1)	-	-	0.2	1	0	0	1	1	2.81	16
5/5	#17 VANDERBILT (W, 11-5)	-	-	0.2	2	1	1	1	0	3.08	10
5/10	at #5 Ole Miss (L, 5-4)	-	-	0.2	1	0	0	0	0	3.00	10
5/11	at #5 Ole Miss (L, 8-3)	-	-	1.0	1	1	1	0	1	3.21	15
5/15	at Troy (L, 9-5)	-	-	0.1	2	2	2	0	1	3.81	9
5/25	vs. #4 Ole Miss (L, 7-0)	-	-	0.1	0	0	0	1	0	3.77	4
6/2	vs. Army (W, 12-1)	-	-	1.0	1	0	0	0	2	3.64	18

2019 - JUNIOR YEAR

Date	Opp (Res.)	DEC	QS	IP	H	R	ER	BBSO	HR	ERA	NP
2/15	GEORGIA SOUTHERN (W, 11-2)	W	-	4.0	2	0	0	0	7	0.00	45
2/19	ALABAMA A&M (W, 10-1)	-	-	2.0	1	0	0	0	2	0.00	29
2/22	at UCF (W, 4-1)	-	-	2.0	3	0	0	2	2	0.00	42
2/24	at UCF (W, 13-9)	-	-	1.0	0	0	0	0	0	0.00	9
3/3	CINCINNATI (W, 9-5)	W	-	4.1	3	1	1	1	6	0.68	69
3/8	UTSA (W, 6-0)	-	-	2.0	0	0	0	0	0	0.59	19
3/12	at South Alabama (W, 6-2)	-	-	2.0	3	0	0	0	6	0.52	38
3/15	#21 TENNESSEE (W, 2-0)	W	-	0.1	0	0	0	1	0	0.51	6
3/16	#21 TENNESSEE (W, 5-2)	-	-	1.1	2	0	0	1	1	0.47	27
3/22	at #4 Mississippi State (W, 6-5)	W	-	0.2	0	0	0	1	0	0.46	12
3/24	*at #4 Mississippi State (L, 15-20)	-	-	2.2	6	5	4	1	2	2.01	55
3/29	at South Carolina (W, 4-2)	-	-	1.1	0	0	0	1	0	1.90	15
3/30	at South Carolina (L, 0-4)	-	-	0.2	0	2	0	3	0	1.85	24
4/5	#9 ARKANSAS (W, 6-3)	W	-	1.1	0	0	0	0	0	1.75	14
4/5	#9 ARKANSAS (L, 6-9)	-	-	2.0	3	1	1	1	3	1.95	32
4/9	JACKSONVILLE STATE (L, 6-11)	L	-	0.2	2	4	4	2	1	3.18	28
4/14	at #12 Texas A&M (L, 1-4)	-	-	4.2	2	1	1	1	5	3.00	72
4/19	#17 OLE MISS (L, 3-5)	-	-	4.0	4	2	2	2	5	3.16	74
4/25	at #4 Vanderbilt (L, 6-12)	-	-	3.0	5	5	3	2	3	3.60	73
5/3	ALABAMA (W, 5-1)	-	-	3.0	2	0	0	1	3	3.35	52
5/5	ALABAMA (W, 17-7)	-	-	2.0	5	3	3	1	3	3.80	46

TANNER BURNS' CAREER APPEARANCES

*-Starter

2018 - FRESHMAN YEAR

Date	Opp (Res.)	DEC	QS	IP	H	R	ER	BBSO	HR	ERA	NP
2/18	*LONGWOOD (W, 3-0)	W	-	5.0	4	0	0	0	6	0.00	64
2/24	*BRYANT (W, 3-1)	-	-	X 7.0	2	1	1	2	8	0.75	96
3/3	*BYU (W, 9-5)	W	-	5.0	4	1	1	2	4	1.06	79
3/10	*NORTHEASTERN (L, 2-1)	L	-	4.1	5	2	2	4	5	1.69	84
3/18	*#6 TEXAS A&M (L, 5-1)	L	-	5.0	5	3	2	3	4	2.05	84
3/25	*at #8 Kentucky (L, 13-3)	L	-	2.0	4	4	3	2	1	2.86	50
4/1	*#24 MISSOURI (L, 5-0)	L	-	5.0	1	4	0	3	6	1.24	94
4/8	*at #5 Arkansas (L, 5-4)	-	-	X 6.0	4	2	1	2	7	0.29	94
4/15	*MISSISSIPPI STATE (W, 7-5)	-	-	4.2	5	3	3	1	4	1.26	71
4/21	*at Alabama (W, 5-0)	W	X	7.0	4	0	0	1	7	0.29	99
4/27	*at #1 Florida (W, 11-5)	-	-	4.0	3	3	2	6	2	2.62	85
5/5	*#17 VANDERBILT (W, 11-5)	W	-	5.0	5	4	4	2	5	3.00	79
5/12	*at #5 Ole Miss (L, 10-3)	-	-	1.2	3	3	3	3	1	3.36	40

5/17	*LSU (W, 11-4)	W	X	6.0	6	4	2	2	4	1	3.33	97
5/23	*vs. #4 Ole Miss (W, 9-3)	W	X	7.0	6	3	1	2	3	0	3.13	105
6/1	*vs. Northeastern (W, 13-4)	W	X	6.0	7	3	2	1	2	1	3.12	96
6/10	*vs. #1 Florida (W, 3-2)	-	X	6.0	5	1	1	4	3	0	3.01	97

2019 - SOPHOMORE YEAR

Date	Opp (Res.)	DEC	QS	IP	H	R	ER	BBSO	HR	ERA	NP	
2/16	*GEORGIA SOUTHERN (L, 5-7)	-	-	5.0	3	1	1	1	7	0	1.80	74
2/22	*at UCF (W, 4-1)	W	-	5.2	2	1	1	2	7	0	1.69	96
3/1	*CINCINNATI (W, 5-0)	W	X	9.0	2	0	0	0	15	0	0.92	104
3/8	*UTSA (W, 6-0)	W	X	7.0	4	0	0	1	10	0	0.68	99
3/15	*#21 TENNESSEE (W, 2-0)	-	X	6.2	4	0	0	1	9	0	0.54	111
3/22	*at #4 Mississippi State (W, 6-5)	-	-	5.0	5	5	4	3	4	0	1.41	100
3/29	*at South Carolina (W, 4-2)	W	X	6.2	4	2	1	2	7	1	1.40	115
4/5	*#9 ARKANSAS (W, 6-3)	-	X	6.0	7	3	3	2	10	1	1.76	106
4/12	*at #12 Texas A&M (L, 0-4)	L	X	6.0	5	3	3	1	7	0	2.05	95
4/19	*#17 OLE MISS (L, 3-5)	L	-	5.0	7	3	3	3	7	1	2.32	99
4/25	*at #4 Vanderbilt (L, 6-12)	L	-	2.1	4	5	3	4	4	1	2.66	56

DAVIS DANIEL'S CAREER APPEARANCES

*-Starter

2017 - FRESHMAN YEAR

Date	Opp (Res.)	DEC	QS	IP	H	R	ER	BB	SO	HR	ERA	NP
2/19	*GEORGIA WASHINGTON (W, 4-3)	-	-	4.1	7	2	2	0	3	0	4.15	75
2/26	*HOLY CROSS (W, 13-4)	-	-	4.1	5	2	2	0	6	1	4.15	72
3/5	*LIPSCOMB (L, 7-8)	-	-	1.1	5	5	2	1	0	8	10.00	45
3/8	*KENNESAW STATE (W, 6-4)	-	-	2.0	1	0	0	0	1	0	6.75	19
3/12	*PRESBYTERIAN (W, 8-0)	W	X	6.0	3	0	0	2	8	0	4.50	92
3/19	*#5 FLORIDA (W, 6-5)	-	-	2.1	3	4	4	1	0	0	5.75	45
3/26	*at Georgia (W, 4-1)	W	X	6.0	4	0	0	1	6	0	4.44	-
4/1	*#6 SOUTH CAROLINA (L, 0-7)	L	-	5.1	4	4	4	2	4	0	4.83	93
4/9	*at Texas A&M (L, 1-3)	L	-	5.1	9	3	3	1	5	0	4.86	90
4/15	*at Tennessee (W, 8-1)	W	X	8.0	3	0	0	3	5	0	4.00	101
4/22	*#16 ARKANSAS (L, 3-7)	-	-	5.0	5	3	3	2	3	1		

BROOKS FULLER'S CAREER APPEARANCES

*-Starter

2019 - FRESHMAN YEAR

Date	Opp (Res.)	DEC	QS	IP	H	R	ER	BB	SO	HR	ERA	NP
2/16	GEORGIA SOUTHERN (L, 5-7)	-	-	1.0	1	1	1	1	0	1	9.00	21
2/20	*ALABAMA A&M (W, 10-2)	-	-	3.0	2	2	0	2	3	0	2.25	46
3/2	CINCINNATI (W, 9-5)	-	-	1.2	0	0	0	0	1	0	1.59	14
3/5	UT MARTIN (W, 15-9)	-	-	2.2	2	3	0	3	0	0	1.08	42
3/9	UTSA (W, 8-3)	-	-	1.0	0	0	0	1	0	0	0.96	17
3/16	#21 TENNESSEE (W, 5-2)	W	-	3.2	2	1	1	2	3	0	1.38	63
3/23	at #4 Mississippi State (L, 2-15)	-	-	3.2	4	1	1	3	3	0	1.62	67
3/30	*at South Carolina (L, 0-4)	L	-	5.0	3	2	2	4	4	1	2.08	88
4/5	*#9 ARKANSAS (L, 6-9)	-	-	3.1	3	3	2	4	4	0	2.52	76
4/9	JACKSONVILLE STATE (L, 6-11)	-	-	0.0	0	1	1	2	0	0	2.88	15
4/13	*at #12 Texas A&M (W, 7-0)	W	X	6.0	4	0	0	3	4	0	2.32	93
4/20	*#17 OLE MISS (W, 6-5)	-	-	4.2	5	3	3	2	6	2	2.78	79
4/26	*#4 Vanderbilt (L, 5-9)	L	-	1.2	4	4	2	2	1	1	3.13	37
5/4	*ALABAMA (L, 6-7)	-	-	3.0	3	2	2	2	3	0	3.35	61

PEYTON GLAVINE'S CAREER APPEARANCES

2018 - FRESHMAN YEAR

Date	Opp (Res.)	DEC	QS	IP	H	R	ER	BB	SO	HR	ERA	NP
2/17	LONGWOOD (W, 25-1)	-	-	1.0	0	0	0	0	3	0	0.00	15
2/23	BRYANT (W, 15-7)	-	-	1.0	0	0	0	1	1	0	0.00	26
3/3	BYU (W, 9-5)	-	-	0.2	4	3	3	0	0	0	10.12	18
3/10	NORTHEASTERN (W, 14-8)	-	-	0.0	5	6	6	1	0	0	30.38	19
3/25	at #8 Kentucky (L, 13-3)	-	-	0.1	1	0	0	0	1	0	27.00	9

2019 - SOPHOMORE YEAR

Date	Opp (Res.)	DEC	QS	IP	H	R	ER	BB	SO	HR	ERA	NP
2/16	GEORGIA SOUTHERN (L, 5-7)	-	-	0.2	0	0	0	0	1	0	0.00	11
2/20	ALABAMA A&M (W, 10-2)	-	-	1.0	3	0	0	2	2	0	0.00	35
3/9	UTSA (W, 8-3)	-	-	1.0	0	0	0	0	2	0	0.00	12
3/17	#21 TENNESSEE (W, 5-3)	-	-	0.1	0	0	0	1	0	0	0.00	8
3/19	at UAB (W, 13-5)	-	-	1.0	0	0	0	0	2	0	0.00	14
3/23	at #4 Mississippi State (L, 2-15)	-	-	1.2	3	1	1	1	2	0	1.59	34
4/23	at Jacksonville State (W, 14-2)	W	-	1.2	1	0	0	1	2	0	1.23	29
4/26	at #4 Vanderbilt (L, 2-5)	-	-	0.0	1	1	1	2	0	0	2.45	18

*-Starter

2019 - REDSHIRT JUNIOR YEAR

Date	Opp (Res.)	DEC	QS	IP	H	R	ER	BB	SO	HR	ERA	NP
2/17	*GEORGIA SOUTHERN (W, 4-3)	-	-	3.0	2	2	0	2	3	0	0.00	69
2/23	*at UCF (L, 1-6)	L	-	1.1	3	4	4	2	1	0	8.31	36
3/6	UT MARTIN (W, 2-0)	-	-	1.0	1	0	0	0	1	0	6.75	16
3/12	at South Alabama (W, 6-2)	-	-	2.0	1	1	1	1	2	1	5.79	30
3/17	#21 TENNESSEE (W, 5-3)	W	-	1.2	1	0	0	2	0	0	5.00	29
3/22	at #4 Mississippi State (W, 6-5)	-	-	1.1	1	0	0	0	0	0	4.35	18
3/24	at #4 Mississippi State (L, 15-20)	-	-	0.2	1	1	1	0	1	1	4.91	14
3/26	vs. Alabama (L, 3-6)	L	-	0.0	1	1	1	0	0	0	5.73	2
4/2	GEORGIA TECH (L, 3-9)	L	-	0.1	1	2	2	0	0	0	7.15	16
4/6	#9 ARKANSAS (L, 0-8)	-	-	1.0	0	1	1	3	0	0	7.30	27
4/16	at #16 Georgia Tech (L, 6-11)	-	-	1.0	2	1	1	1	1	0	7.43	28
5/7	UAB (L, 4-6)	-	-	1.2	0	0	0	2	2	0	6.60	34

CODY GREENHILL'S CAREER APPEARANCES

2018 - FRESHMAN YEAR

Date	Opp (Res.)	DEC	QS	IP	H	R	ER	BB	SO	HR	ERA	NP
2/16	LONGWOOD (W, 6-0)	-	-	1.0	1	0	0	1	0	0	0.00	23
2/20	GEORGIA STATE (W, 3-2)	W	-	3.1	0	0	0	3	4	0	0.00	66
2/24	BRYANT (W, 13-4)	-	-	2.0	3	0	0	0	4	0	0.00	39
2/27	at #15 South Alabama (W, 7-6)	-	-	2.0	2	0	0	1	1	0	0.00	26
3/3	BYU (W, 9-5)	-	-	3.1	5	1	1	1	4	0	0.77	48
3/6	at UAB (W, 11-8)	-	-	2.0	0	0	0	0	3	0	0.66	20
3/10	NORTHEASTERN (L, 2-1)	-	-	4.2	1	0	0	1	4	0	0.49	59
4/3	ALABAMA A&M (W, 19-5)	-	-	1.0	1	0	0	0	1	0	0.47	15
4/8	at #5 Arkansas (L, 5-4)	L	-	1.2	1	1	1	2	1	0	0.86	33
4/15	MISSISSIPPI STATE (W, 7-5)	W	-	4.1	5	2	2	0	5	0	1.42	78
4/21	at Alabama (W, 5-0)	-	-	2.0	2	0	0	0	1	4	1.32	38
4/27	at #1 Florida (W, 11-5)	W	-	5.0	6	2	2	2	3	0	1.67	81
5/5	#17 VANDERBILT (W, 11-5)	-	-	3.1	1	0	0	2	3	0	1.51	44
5/12	at #5 Ole Miss (L, 10-3)	L	-	4.2	3	1	1	1	3	1	1.56	69
5/17	LSU (W, 11-4)	-	-	3.0	3	0	0	0	2	0	1.45	39
5/19	LSU (W, 14-5)	-	-	2.0	3	3	1	1	3	1	1.59	38
5/22	vs. Kentucky (W, 4-3[11])	W	-	3.0	3	0	0	0	2	0	1.49	36
5/25	vs. #4 Ole Miss (L, 7-0)	-	-	2.2	4	2	2	0	2	2	1.76	48
6/3	at #11 N.C. State (W, 15-7)	W	-	4.1	6	3	3	2	5	1	2.11	86
6/10	vs. #1 Florida (W, 3-2)	W	-	3.0	2	1	1	1	1	1	2.16	42
6/11	at #1 Florida (L, 3-2)	L	-	0.1	1	1	1	0	0	1	2.30	8

2019 - SOPHOMORE YEAR

Date	Opp (Res.)	DEC	QS	IP	H	R	ER	BB	SO	HR	ERA	NP
2/16	GEORGIA SOUTHERN (L, 5-7)	-	-	2.2	4	1	1	1	0	0	3.38	34
2/22	at UCF (W, 4-1)	-	-	1.1	0	0	0	0	1	0	2.25	18
3/2	CINCINNATI (W, 5-0)	-	-	2.0	0	0	0	1	1	0	1.29	27
3/5	UT MARTIN (W, 15-9)	-	-	2.0	1	1	1	0	0	0	2.00	15
3/9	UTSA (W, 8-3)	-	-	2.0	3	2	1	0	4	0	2.45	36
3/15	#21 TENNESSEE (W, 2-0)	-	-	2.0	0	0	0	0	4	0	2.08	26
3/17	#21 TENNESSEE (W, 5-3)	-	-	2.2	3	1	1	2	0	1	2.30	37

3/22	at #4 Mississippi State (W, 6-5)	-	-	2.0	1	0	0	0	2	0	2.04	23
3/24	at #4 Mississippi State (L, 15-20)	L	-	2.1	7	5	5	0	2	0	4.05	42
3/29	at South Carolina (W, 4-2)	-	-	1.0	0	0	0	0	1	0	3.86	20
3/31	at South Carolina (W, 7-5)	-	-	1.1	2	0	0	0	0	0	3.63	24
4/5	#9 ARKANSAS (W, 6-3)	-	-	1.0	0	0	0	0	2	0	3.47	14
4/5	#9 ARKANSAS (L, 6-9)	-	-	3.0	3	0	0	2	4	0	3.08	54
4/13	at #12 Texas A&M (W, 7-0)	-	-	2.1	0	0	0	1	2	0	2.83	31
4/18	#17 OLE MISS (W, 7-4)	-	-	2.0	0	0	0	0	3	0	2.64	31
4/20	#17 OLE MISS (W, 6-5)	W	-	3.0	3	2	2	0	0	1	2.94	25
4/27	at #4 Vanderbilt (L, 5-9)	-	-	1.2	5	3	3	0	2	0	3.57	32
5/3	ALABAMA (W, 5-1)	-	-	1.0	0	0	0	0	2	0	3.47	13
5/4	ALABAMA (L, 6-7)	L	-	1.0	3	2	0	1	0	0	3.38	18

BAILEY HORN'S CAREER APPEARANCES

2019 - REDSHIRT SOPHOMORE YEAR

Date	Opp (Res.)	DEC	QS	IP	H	R	ER	BB	SO	HR	ERA	NP
2/17	GEORGIA SOUTHERN (W, 4-3)	-	-	3.0	2	0	0	1	0	0	0.00	52
2/24	*at UCF (W, 13-9)	-	-	1.0	5	4	4	0	0	1	9.00	30
3/5	*UT MARTIN (W, 15-9)	-	-	0.1	3	3	3	1	1	0	14.54	18
3/19	at UAB (W, 13-5)	W	-	3.0	0	0	0	1	2	0	8.59	34
3/24	at #4 Mississippi State (L, 15-20)	-	-	1.2	4	4	3	2	1	0	10.00	35
3/31	at South Carolina (W, 7-5)	-	-	1.2	2	2	2	0	1	2	10.12	26
4/2	GEORGIA TECH (L, 3-9)	-	-	0.2	0	0	0	0	1	0	9.53	16
4/6	#9 ARKANSAS (L, 0-8)	-	-	0.0	0	0	0	1	0	0	9.53	5
4/16	at #16 Georgia Tech (L, 6-11)	-	-	1.1	2	2	2	1	2	0	9.95	35
4/23	at Jacksonville State (W, 14-2)	-	-	1.0	1	0	0	0	3	0	9.22	23
5/4	ALABAMA (L, 6-7)	-	-	0.1	0	0	0	0	0	0	9.00	2
5/5	ALABAMA (W, 17-7)	W	-	1.1	0	0	0	1	0	0	8.22	24

WILL MORRISON

AUBURN 2018 AUBURN BASEBALL GAME NOTES

2019 - SENIOR YEAR

Date	Opp (Res.)	DEC	QS	IP	H	R	ER	BB	SO	HR	ERA	NP
2/19	ALABAMA A&M (W, 10-1)	-	-	1.0	0	0	0	0	2	0	0.00	9
4/2	GEORGIA TECH (L, 3-9)	-	-	3.2	1	4	4	3	4	0	7.71	64
4/6	#9 ARKANSAS (L, 0-8)	-	-	0.2	1	0	0	1	0	0	6.75	25
4/12	at #12 Texas A&M (L, 0-4)	-	-	1.0	3	1	1	0	2	0	7.11	19
4/16	at #16 Georgia Tech (L, 6-11)	L	-	0.2	3	2	2	1	0	0	9.00	29
4/23	at Jacksonville State (W, 14-2)	-	-	1.1	2	0	0	0	3	0	7.56	27
4/26	at #4 Vanderbilt (L, 2-5)	-	-	3.2	4	0	0	1	3	0	5.25	55
5/4	ALABAMA (L, 6-7)	-	-	1.1	2	1	1	0	0	0	5.40	21
5/7	UAB (L, 4-6)	-	-	1.1	1	2	2	1	1	0	6.14	23

CARSON SKIPPER'S CAREER APPEARANCES

*-Starter

2019 - FRESHMAN YEAR

Date	Opp (Res.)	DEC	QS	IP	H	R	ER	BB	SO	HR	ERA	NP
2/15	GEORGIA SOUTHERN (W, 11-2)	-	-	3.0	3	0	0	1	1	0	0.00	48
2/19	*ALABAMA A&M (W, 10-1)	W	-	4.0	2	1	0	0	8	0	0.00	67
2/24	at UCF (W, 13-9)	W	-	2.0	3	3	3	3	1	1	3.00	58
3/2	*CINCINNATI (W, 9-5)	-	-	3.0	5	4	3	0	4	1	4.50	59
3/6	UT MARTIN (W, 2-0)	-	-	2.1	0	0	0	0	5	0	3.77	31
3/9	*UTSA (W, 8-3)	W	-	4.2	5	0	0	0	5	0	2.84	70
3/17	*#21 TENNESSEE (W, 5-3)	-	-	3.0	3	2	1	1	1	0	2.86	46
3/23	*at #4 Mississippi State (L, 2-15)	L	-	0.2	5	5	4	2	1	0	4.37	35
3/24	at #4 Mississippi State (L, 15-20)	-	-	0.1	2	3	3	1	0	1	5.48	9
3/30	*at South Carolina (W, 7-5)	-	-	1.0	4	3	3	2	1	0	6.38	43
4/5	#9 ARKANSAS (W, 6-3)	-	-	0.2	1	0	0	0	1	0	6.20	8
4/5	#9 ARKANSAS (L, 6-9)	L	-	3.0	3	5	5	3	3	2	7.16	78
4/9	JACKSONVILLE STATE (L, 6-11)	-	-	0.0	0	0	0	2	0	0	7.16	10
4/16	*at #16 Georgia Tech (L, 6-11)	-	-	2.1	1	1	1	4	3	0	6.82	53
4/23	at Jacksonville State (W, 14-2)	-	-	1.0	0	0	0	1	0	0	6.61	17
4/25	at #4 Vanderbilt (L, 6-12)	-	-	1.1	3	2	2	3	1	0	6.89	43
5/7	*UAB (L, 4-6)	L	-	2.1	5	4	4	0	3	0	7.46	48

GARRETT WADE'S CAREER APPEARANCES

2019 - FRESHMAN YEAR

Date	Opp (Res.)	DEC	QS	IP	H	R	ER	BB	SO	HR	ERA	NP
2/16	GEORGIA SOUTHERN (L, 5-7)	-	-	0.0	0	0	0	0	1	0	0.00	4
2/20	ALABAMA A&M (W, 10-2)	W	-	4.0	3	0	0	1	4	0	0.00	61
3/6	*UT MARTIN (W, 2-0)	W	-	5.0	1	0	0	2	8	0	0.00	72
3/12	*at South Alabama (W, 6-3)	W	-	5.0	2	1	1	4	8	1	0.95	91
3/19	*at UAB (W, 13-5)	-	-	1.2	3	4	3	4	2	0	2.30	40
3/24	at #4 Mississippi State (L, 15-20)	-	-	0.0	1	2	2	1	0	0	3.45	8
3/26	*vs. Alabama (L, 3-6)	-	-	3.2	4	3	2	5	4	0	3.72	69
4/2	*GEORGIA TECH (L, 3-9)	-	-	3.0	5	3	3	3	3	0	4.43	60
4/5	#9 ARKANSAS (L, 6-9)	-	-	1.0	1	0	0	1	2	0	4.24	17
4/9	*JACKSONVILLE STATE (L, 6-11)	-	-	3.0	6	5	5	3	2	0	5.47	66
4/18	*#17 OLE MISS (W, 7-4)	-	-	2.2	5	4	1	1	2	0	5.28	63
4/26	at #4 Vanderbilt (L, 2-5)	-	-	0.1	0	0	0	0	0	0	5.22	1
4/27	at #4 Vanderbilt (L, 5-9)	-	-	1.1	2	1	1	0	1	0	5.28	19
5/4	ALABAMA (L, 6-7)	-	-	1.2	0	0	0	2	3	0	5.01	31
5/7	UAB (L, 4-6)	-	-	1.0	0	0	0	0	1	0	4.86	15

RYAN WATSON'S CAREER APPEARANCES

*-Starter

2017 - FRESHMAN YEAR

Date	Opp (Res.)	DEC	QS	IP	H	R	ER	BB	SO	HR	ERA	NP
2/18	GEORGE WASHINGTON (L, 5-9)	-	-	0.2	2	1	1	0	1	0	13.50	10
2/26	HOLY CROSS (W, 13-4)	-	-	1.0	0	0	0	0	2	0	5.40	15
3/3	LIPSCOMB (W, 8-0)	-	-	1.0	0	0	0	0	2	0	3.38	16
3/5	LIPSCOMB (L, 7-8)	-	-	1.1	1	0	0	1	2	0	2.25	29
3/10	PRESBYTERIAN (L, 8-11)	-	-	0.0	1	1	1	0	0	0	4.50	2
3/11	PRESBYTERIAN (W, 7-5)	W	-	1.1	1	2	0	2	1	0	3.38	37
3/14	UAB (W, 4-0)	-	-	2.0	0	0	0	0	2	0	2.45	23
3/17	#5 FLORIDA (W, 14-3)	-	-	2.2	2	1	1	0	2	0	2.70	28
3/21	at Georgia Tech (W, 7-4)	-	-	1.2	0	0	0	1	0	0	2.31	17
3/24	at Georgia (W, 2-1)	-	-	1.0	2	1	1	0	0	0	2.84	-
3/28	vs. Alabama (W, 4-3)	-	-	2.2	1	0	0	2	3	0	2.35	43
4/2	*#6 SOUTH CAROLINA (W, 6-5)	-	-	2.0	4	1	1	0	1	0	2.60	33
4/8	at Texas A&M (L, 3-6)	-	-	1.0	3	1	1	1	0	0	2.95	23
4/11	at Samford (W, 16-15)	-	-	1.0	1	0	0	1	1	0	2.79	21
4/15	at Tennessee (W, 8-1)	-	-	1.0	2	1	1	0	1	1	3.10	16
4/18	at Kennesaw State (W, 15-7)	-	-	1.0	2	2	2	1	1	0	3.80	20
4/23	*#16 ARKANSAS (W, 11-6)	-	-	3.0	5	2	2	0	0	0	4.07	43
5/7	ALABAMA (L, 9-11)	L	-	1.1	2	2	1	0	2	0	4.21	27
5/9	at UAB (L, 2-8)	-	-	0.2	4	3	3	0	0	0	5.13	16
5/20	OLE MISS (L, 4-8)	-	-	1.0	0	0	0	0	0	0	4.94	15
5/25	vs. #13 Arkansas (L, 0-12)	-	-	2.2	3	1	1	2	1	0	4.80	50
6/5	at #16 Florida State (L, 0-6)	-	-	1.1	3	2	2	0	0	0	5.17	23

2018 - SOPHOMORE YEAR

Date	Opp (Res.)	DEC	QS	IP	H	R	ER	BB	SO	HR	ERA	NP
2/17	LONGWOOD (W, 25-1)	-	-	1.0	0	0	0	0	1	0	0.00	13
2/20	*GEORGIA STATE (W, 3-2)	-	-	3.1	5	2	2	0	2	0	4.70	47
3/6	at UAB (W, 11-8)	-	-	0.0	1	0	0	1	0	0	4.15	5
3/14	*MEMPHIS (W, 5-4)	-	-	3.1	4	3	3	3	2	0	5.87	60
3/20	at Georgia Tech (L, 6-4)	-	-	1.2	0	0	0	1	3	0	4.82	25
3/25	at #8 Kentucky (L, 13-3)	-	-	1.0	2	1	1	0	1	0	5.23	24
4/3	ALABAMA A&M (W, 19-5)	-	-	1.0	1	0	0	0	0	0	4.76	12

2019 - JUNIOR YEAR

Date	Opp (Res.)	DEC	QS	IP	H	R	ER	BBSO	HR	ERA	NP	
2/16	GEORGIA SOUTHERN (L, 5-7)	L	-	3.1	2	2	2	0	2	1	5.40	44
2/20	ALABAMA A&M (W, 10-20)	-	-	1.0	0	0	0	0	1	0	4.15	12
2/23	at UCF (L, 1-6)	-	-	2.1	3	1	1	0	0	0	4.05	33
3/5	UT MARTIN (W, 15-9)	-	-	2.0	2	1	1	1	1	0	4.15	31
3/17	#21 TENNESSEE (W, 5-3)	-	-	1.0	2	0	0	0	1	0	3.72	15
3/23	at #4 Mississippi State (L, 2-15)	-	-	1.0	4	5	5	2	0	0	7.59	30
3/26	vs. Alabama (L, 3-6)	-	-	0.2	2	1	1	1	0	0	7.94	21
3/30	at South Carolina (L, 0-4)	-	-	2.1	1	0	0	0	4	0	6.59	43
4/5	#9 ARKANSAS (L, 6-9)	-	-	2.2	1	0	0	0	4	0	5.51	43
4/9	JACKSONVILLE STATE (L, 6-11)	-	-	2.1	2	1	1	0	3	0	5.30	40
4/13	at #12 Texas A&M (W, 7-0)	-	-	0.2	1	0	0	1	0	0	5.12	10
4/24	at #12 Texas A&M (L, 1-4)	-	-	0.1	1	0	0	0	1	0	5.03	7
4/16	at #16 Georgia Tech (L, 6-11)	-	-	1.2	4	2	2	3	3	0	5.48	45
4/23	*at Jacksonville State (W, 14-2)	-	-	3.1	4	1	1	2	5	1	5.11	54
4/27	at #4 Vanderbilt (L, 5-9)	-	-	1.0	1	0	0	1	1	0	4.91	15
5/4	ALABAMA (L, 6-7)	-	-	1.0	2	2	2	0	1	0	5.40	16
5/5	ALABAMA (W, 17-7)	-	-	1.0	1	1	1	1	0	0	5.53	14
5/7	UAB (L, 4-6)	-	-	1.1	0	0	0	2	1	0	5.28	29

SUPERLATIVES AND MISCELLANEOUS NOTES

STARTS BY POSITION

STARTING PITCHER

Tanner Burns	11	7-4
Carson Skipper	8	5-3
Garrett Wade	7	4-3
Brooks Fuller	7	3-4
Richard Fitts	4	1-3
Jack Owen	3	3-0
Kyle Gray	2	1-1
Bailey Horn	2	2-0
Elliott Anderson	1	0-1
Davis Daniel	1	1-0
Ryan Watson	1	1-0

CATCHER

Matt Scheffler	42	25-17
Chase Hall	6	4-2

FIRST BASE

Rankin Woley	46	28-18
Brody Moore	2	1-1

SECOND BASE

Ryan Bliss	46	27-19
Everett Lau	2	2-0

THIRD BASE

Edouard Julien	47	28-19
Ed Johnson	1	1-0

SHORTSTOP

Will Holland	46	27-19
Ryan Bliss	2	2-0

LEFT FIELD

Judd Ward	46	27-19
Conor Davis	2	2-0

CENTER FIELD

Kason Howell	47	28-19
Judd Ward	1	1-0

RIGHT FIELD

Steven Williams	47	28-19
Devin Warner	1	1-0

DESIGNATED HITTER

Conor Davis	42	23-19
Everett Lau	6	6-0

2019 AUBURN & OPPONENT HIGHS

TEAM BATTING

	AUBURN	OPPONENT
Runs in a game	17, vs. UA (5/5)	20, at MSU (3/24)
Runs in an inning	9, [8th] vs. UA (5/5)	7, [8th] at MSU (3/23)
Most Hits in a game	21, at MSU (3/24)	21, at MSU (3/24)
Fewest Hits in a game	3, vs. UTM (3/6)	2, UC (3/1)
Hits in an inning	8, [8th] vs. UA (5/5)	6, two times
2B in a game	4, five times	8, at MSU (3/24)
3B in a game	2, vs. AAMU (2/19)	1, six times
HR in a game	3, three times	4, UCF (2/24)
SB in a game	6, vs. UT (3/17)	4, three times
LOB in a game	16, vs. ARK (4/5)	18, ARK (4/5)
K in a game	13, two times	20, ARK (4/5)
BB in a game	11, two times	13, ARK (4/5)

TEAM PITCHING

	AUBURN	OPPONENT
K in a game	20, vs. ARK (4/5)	13, two times
BB in a game	13, vs. ARK (4/5)	11, two times
Pitchers used	7, three times	8, UA (3/26)
Total Quality Starts	9	10

TEAM FIELDING

	AUBURN	OPPONENT
Errors in a game	3, three times	4, two times
DP turned in a game	3, two times	3, vs. UT (3/16)

IND. BATTING

	AUBURN	OPPONENT
Hits in a game	4, Holland vs. UTM (3/5)	5, Harford [UTM] (3/5)
Runs in a game	3, seven times	4, three times
2B in a game	2, three times	2, five times
3B in a game	1, seven times	1, six times
HR in a game	2, two times	2, two times
RBI in a game	5, Lau vs. UTM (3/5)	5, three times
XBH in a game	2, seven times	2, 11 times
SB in a game	2, nine times	2, three times
BB in a game	3, five times	3, six times
HBP in a game	2, four times	2, two times
K in a game	4, Holland vs. ARK (4/5)	4, five times
Hitting Streak	10 g, three times	3 g, 30 times
Consec. G w/HR	Williams (2/24-3/1)	Five times

IND. PITCHING

	AUBURN	OPPONENT
K by a starter	15, Burns vs. UC (3/1)	10, Rucker [VU] (4/26)
K by a reliever	8, Owen at UCF (2/23)	7, Magwood [JSU] (4/9)
BB by a starter	5, Wade va. UA (3/26)	5, Linginfelter [UT] (3/16)
BB by a reliever	3, nine times	5, two times
IP by a starter	9.0, two times	8.0, Doxakis [TAMU] (4/12)
IP by a reliever	5.0, Fitts at SC (3/31)	4.2, three times

MISCELLANEOUS

	AUBURN
Biggest comeback win	5, two times
Biggest blown lead loss	6, two times
Largest margin of victory	12, at JSU (4/23)
Largest margin of defeat	13, at MSU (3/23)
Longest game, Time	5:40, vs. ARK (4/5 - G2)
Longest game, Time (9 inn)	4:11, two times
Shortest game, Time (9 inn)	2:20, UTSA (3/9 - G1)
Longest game, Innings	15, vs. ARK (4/5 - G2)
Largest crowd, Home	4,096, vs. GS (2/16)
Largest crowd, Road	12,343, at MSU (3/23)
Largest crowd, Neutral	7,896 vs. UA at Riverwalk Stadium (3/26)

STARTS BY ORDER

LEADOFF

Judd Ward	30	16-14
Will Holland	18	13-5

2ND SPOT

Steven Williams	16	12-4
Kason Howell	14	5-9
Will Holland	9	8-1
Ryan Bliss	8	3-5
Rankin Woley	1	1-0

3RD SPOT

Edouard Julien	29	16-13
Rankin Woley	14	8-6
Steven Williams	5	5-0

CLEANUP

Rankin Woley	16	12-4
Conor Davis	16	7-9
Edouard Julien	14	8-6
Steven Williams	2	2-0

5TH SPOT

Conor Davis	14	8-6
Matt Scheffler	11	3-8
Ryan Bliss	7	6-1
Steven Williams	7	4-3
Edouard Julien	4	4-0
Rankin Woley	3	2-1
Will Holland	1	1-0
Judd Ward	1	1-0

6TH SPOT

Conor Davis	14	10-4
Ryan Bliss	12	8-4
Rankin Woley	12	5-7
Steven Williams	4	2-2
Everett Lau	3	3-0
Kason Howell	1	1-0
Matt Scheffler	1	0-1
Judd Ward	1	0-1

7TH SPOT

Kason Howell	21	14-7
Ryan Bliss	12	9-3
Will Holland	7	2-5
Steven Williams	5	1-4
Everett Lau	2	2-0
Matt Scheffler	1	1-0

8TH SPOT

Judd Ward	14	11-3
Kason Howell	11	8-3
Steven Williams	8	2-6
Ryan Bliss	5	1-4
Will Holland	4	2-2
Everett Lau	3	3-0
Chase Hall	1	1-0
Matt Scheffler	1	0-1
Devin Warner	1	1-0

9TH SPOT

Matt Scheffler	28	21-7
Will Holland	7	1-6
Chase Hall	5	3-2
Ryan Bliss	4	2-2
Brody Moore	2	1-1
Ed Johnson	1	1-0
Judd Ward	1	0-1

PITCHING NOTES

2019 BULLPEN BY NUMBERS

Total App.....	150
Saves/Opp.....	12/18
IR/IRS.....	142/58
BA Against.....	.251
ERA.....	4.00

SAVES/OPP

Elliott Anderson.....	0/1
Richard Fitts.....	0/1
Brooks Fuller.....	1/1
Cody Greenhill.....	9/13
Carson Skipper.....	2/2

INHERITED RUNNERS/SCORED

Elliott Anderson.....	11/8
Richard Fitts.....	10/4
Brooks Fuller.....	9/3
Peyton Glavine.....	5/1
Kyle Gray.....	6/3
Cody Greenhill.....	15/4
Bailey Horn.....	8/2
Will Morrison.....	22/7
Jack Owen.....	5/2
Blake Schilleci.....	10/4
Carson Skipper.....	9/6
Garrett Wade.....	7/3
Ryan Watson.....	25/11

1ST BATTER FACED/RETIRED

Elliott Anderson.....	20/11
Richard Fitts.....	10/6
Brooks Fuller.....	7/5
Kyle Gray.....	10/9
Cody Greenhill.....	20/14
Peyton Glavine.....	8/5
Bailey Horn.....	10/4
Will Morrison.....	18/13
Jack Owen.....	4/2
Blake Schilleci.....	9/7
Carson Skipper.....	9/5
Garrett Wade.....	8/4
Ryan Watson.....	17/11

RELIEF ERA

Jack Owen.....	0.66
Peyton Glavine.....	2.45
Brooks Fuller.....	2.63
Richard Fitts.....	2.82
Garrett Wade.....	2.89
Elliott Anderson.....	3.19
Cody Greenhill.....	3.38
Will Morrison.....	4.30
Bailey Horn.....	4.50
Ryan Watson.....	5.61
Kyle Gray.....	5.91
Blake Schilleci.....	6.14
Carson Skipper.....	8.56

BP SCORELESS IP (current/long)

Elliott Anderson.....	1.0	15.2
Davis Daniel.....	5.2	5.2
Richard Fitts.....	4.1	11.1
Brooks Fuller.....	5.0	5.0
Peyton Glavine.....	4.1	4.1
Kyle Gray.....	2.1	3.0
Cody Greenhill.....	0.1	11.2
Ryan Hoerter.....	2.0	2.0
Bailey Horn.....	3.0	6.2
Will Morrison.....	6.0	7.0
Jack Owen.....	1.2	7.1
Blake Schilleci.....	0.2	6.1
Carson Skipper.....	--	3.1
Garrett Wade.....	3.1	4.0
Ryan Watson.....	1.1	6.1

2019 Auburn Baseball
Team Game-by-Game for Auburn (as of May 08, 2019)
Pitching (All games)

Date	Opponent	ip	h	r	er	bb	so	2b	3b	hr	wp	bk	hbp	dp	ibb	score	w-l	sv	era
Feb 15	GEORGIA SOUTHE	9.0	9	2	1	1	12	2	0	0	0	0	0	0	0	11-2	1-0	1	1.00
Feb 16	GEORGIA SOUTHE	13.0	12	7	7	3	11	1	0	2	4	0	1	1	1	5-7	1-1	1	3.27
Feb 17	GEORGIA SOUTHE	13.0	10	3	1	6	7	1	0	0	1	0	2	1	2	4-3	2-1	1	2.31
Feb 19	ALABAMA A&M	9.0	4	1	0	1	17	2	0	0	0	0	2	0	0	10-1	3-1	1	1.84
Feb 20	ALABAMA A&M	9.0	8	2	0	5	10	2	0	0	1	0	0	1	0	10-2	4-1	1	1.53
Feb 22	at UCF	9.0	5	1	1	4	10	1	0	0	0	0	1	0	0	4-1	5-1	2	1.45
Feb 23	at UCF	8.0	9	6	5	2	9	2	0	0	0	0	0	0	0	1-6	5-2	2	1.93
Feb 24	at UCF	9.0	11	9	9	3	3	1	0	4	0	0	2	2	2	13-9	6-2	2	2.73
Mar 01	CINCINNATI	9.0	2	0	0	0	15	1	0	0	0	0	0	0	0	5-0	7-2	2	2.45
Mar 02	CINCINNATI	9.0	3	0	0	1	11	1	0	0	0	0	0	0	0	5-0	8-2	3	2.23
Mar 02	CINCINNATI	9.0	8	5	4	1	11	3	0	2	1	0	0	0	0	9-5	9-2	4	2.38
Mar 05	UT MARTIN	9.0	10	9	6	5	3	5	0	0	0	0	2	0	0	15-9	10-2	4	2.66
Mar 06	UT MARTIN	9.0	3	0	0	3	15	0	0	0	2	0	1	0	0	2-0	11-2	5	2.47
Mar 08	TEXAS AT SAN AN	9.0	4	0	0	1	10	1	0	0	1	0	0	1	0	6-0	12-2	5	2.30
Mar 09	TEXAS AT SAN AN	9.0	4	0	0	0	7	0	0	0	0	0	0	1	0	5-0	13-2	5	2.15
Mar 09	TEXAS AT SAN AN	9.0	10	3	2	1	12	1	0	0	0	0	1	0	0	8-3	14-2	5	2.15
Mar 12	at South Alabama	9.0	6	2	2	5	16	0	0	2	0	1	0	0	0	6-2	15-2	5	2.14
*Mar 15	TENNESSEE	9.0	4	0	0	2	13	0	0	0	0	1	0	0	0	2-0	16-2	6	2.02
*Mar 16	TENNESSEE	9.0	6	2	2	3	8	0	0	1	0	0	0	0	0	5-2	17-2	6	2.02
*Mar 17	TENNESSEE	9.0	10	3	2	6	2	2	1	1	0	0	0	1	1	5-3	18-2	6	2.02
Mar 19	at UAB	9.0	7	5	4	7	9	2	0	0	0	0	0	0	0	13-5	19-2	6	2.11
*Mar 22	at Mississippi State	9.0	7	5	4	3	7	2	0	0	3	0	2	0	0	6-5	20-2	7	2.20
*Mar 23	at Mississippi State	8.0	20	15	14	8	7	5	0	1	1	0	0	1	0	2-15	20-3	7	2.70
*Mar 24	at Mississippi State	8.0	21	20	18	5	6	8	0	2	0	0	1	0	0	15-20	20-4	7	3.34
Mar 26	vs Alabama	8.0	10	6	5	8	5	3	0	0	1	0	1	1	0	3-6	20-5	7	3.42
*Mar 29	at South Carolina	9.0	4	2	1	3	8	0	0	1	0	0	0	1	0	4-2	21-5	8	3.33
*Mar 30	at South Carolina	8.0	4	4	2	7	8	1	0	1	2	0	0	0	0	0-4	21-6	8	3.29
*Mar 31	at South Carolina	9.0	11	5	5	4	4	2	0	2	1	0	0	1	0	7-5	22-6	9	3.35
Apr 02	GEORGIA TECH	9.0	9	9	9	9	9	3	0	0	3	0	2	0	0	3-9	22-7	9	3.55
*Apr 05	ARKANSAS	9.0	8	3	3	2	13	1	1	1	2	0	0	0	0	6-3	23-7	10	3.53
*Apr 05	ARKANSAS	15.0	14	9	8	11	20	3	1	2	2	0	1	0	2	6-9	23-8	10	3.59
*Apr 06	ARKANSAS	9.0	10	8	8	9	3	2	0	1	0	0	0	0	0	0-8	23-9	10	3.73
Apr 09	JACKSONVILLE ST	9.0	10	11	11	9	6	2	0	0	0	0	0	0	0	6-11	23-10	10	3.94
*Apr 12	at Texas A&M	8.0	8	4	4	1	10	4	0	0	2	0	0	1	0	0-4	23-11	10	3.96
*Apr 13	at Texas A&M	9.0	5	0	0	5	6	0	0	0	2	0	0	2	0	7-0	24-11	11	3.85
*Apr 14	at Texas A&M	8.0	8	4	4	1	8	0	0	1	1	0	0	0	0	1-4	24-12	11	3.86
Apr 16	at Georgia Tech	8.0	14	11	11	10	9	2	0	0	3	0	1	0	1	6-11	24-13	11	4.06
*Apr 18	OLE MISS	9.0	9	4	1	1	9	1	0	0	0	0	1	1	0	7-4	25-13	12	3.98
*Apr 19	OLE MISS	9.0	11	5	5	5	12	0	1	2	0	0	1	1	0	3-5	25-14	12	4.01
*Apr 20	OLE MISS	10.0	8	5	5	3	7	1	0	3	1	0	0	2	0	6-5	26-14	12	4.02
Apr 23	at Jacksonville Stat	9.0	10	2	2	5	13	1	0	1	1	0	1	0	0	14-2	27-14	12	3.97
*Apr 25	at Vanderbilt	8.0	13	12	8	9	10	4	0	1	4	1	1	0	0	6-12	27-15	12	4.08
*Apr 26	at Vanderbilt	8.0	13	5	5	4	6	4	0	1	2	0	0	3	0	2-5	27-16	12	4.11
*Apr 27	at Vanderbilt	8.0	15	9	7	4	8	2	1	1	0	0	1	1	0	5-9	27-17	12	4.18
*May 03	ALABAMA	9.0	7	1	1	3	5	1	0	0	1	0	1	3	0	5-1	28-17	12	4.11
*May 04	ALABAMA	9.0	11	7	5	6	8	2	0	0	0	0	1	1	0	6-7	28-18	12	4.13
*May 05	ALABAMA	9.0	14	7	7	3	7	1	0	2	2	0	0	0	0	17-7	29-18	12	4.19
May 07	UAB	9.0	6	6	6	7	8	1	1	0	2	0	2	1	0	4-6	29-19	12	4.23
Totals		436.0	425	239	205	205	433	84	6	35	46	2	30	28	7	291-239	29-19	12	4.23

AUBURN STARTING PITCHER BREAKDOWN

Starter	GS	Quality Starts	Run Support	RS/Start	Auburn Record
T. Burns	11	6	24	2.2	7-4
C. Skipper	8	0	24	3.0	5-3
G. Wade	7	0	16	2.3	4-3
B. Fuller	7	1	11	1.6	3-4
R. Fitts	4	0	4	1.0	1-3
J. Owen	4	2	12	3.0	4-0
B. Horn	2	0	3	1.5	2-0
K. Gray	2	0	1	0.5	1-1
E. Anderson	1	0	4	4.0	0-1
D. Daniel	1	0	5	5.0	1-0
R. Watson	1	0	5	5.0	1-0

Auburn Overall Rankings			Auburn SEC-Only Rankings		
Category	Rank	No.	Category	Rank	No.
ERA	10th	4.23	ERA	10th	4.98
Opp BA	12th	.255	Opp BA	11th	.283
Hits Allowed	T-12th	425	Hits Allowed	12th	241
Walks	12th	205	Walks	13th	108
Strikeouts	10th	433	Strikeouts	11th	195

AUBURN PITCHING BREAKDOWN

	W-L	ERA	IP	H	R	ER	BB	K	HR	AVG	W-L	ERA	IP	H	R	ER	BB	K	HR	AVG
STARTERS	12-11	4.54	188.1	191	117	95	84	214	16	.261	HOME	20-8	3.17	267.0	224	112	94	107	271	.226
RELIEVERS	17-8	4.00	247.2	234	122	110	121	219	19	.251	ROAD	9-10	5.93	161.0	191	121	106	90	157	.296
TOTALS	29-19	4.23	436.0	425	239	205	205	433	35	.255	NEUT.	0-1	5.62	8.0	10	6	5	8	5	.345

HITTING NOTES

2019 MULTI-HIT GAMES

	2	3	4	5+	Total
Conor Davis	12	4	-	-	16
Rankin Woley	12	3	-	-	15
Judd Ward	10	4	-	-	14
Ryan Bliss	12	2	-	-	14
Kason Howell	11	2	-	-	13
Steven Williams	11	2	-	-	13
Edouard Julien	10	2	-	-	12
Will Holland	6	3	1	-	10
Matt Scheffler	9	1	-	-	10
Everett Lau	1	1	-	-	2
Brody Moore	1	1	-	-	2
Devin Warner	-	1	-	-	1

CAREER MULTI-HIT GAMES

	2	3	4	5+	Total
Conor Davis	34	8	-	-	42
Will Holland	26	10	2	-	38
Steven Williams	18	8	3	-	29
Edouard Julien	22	6	-	-	28
Judd Ward	15	4	-	-	19
Rankin Woley	12	3	-	-	15
Ryan Bliss	12	2	-	-	14
Kason Howell	11	2	-	-	13
Matt Scheffler	9	1	-	-	10
Everett Lau	1	1	-	-	2
Brody Moore	1	1	-	-	2
Devin Warner	-	1	-	-	1

2019 MULTI-RBI GAMES

	2	3	4	5+	Total
Edouard Julien	9	5	1	-	15
Ryan Bliss	8	1	1	-	10
Rankin Woley	6	3	-	-	9
Conor Davis	4	1	2	-	7
Will Holland	4	1	-	-	5
Judd Ward	3	1	1	-	5
Steven Williams	2	2	-	-	4
Kason Howell	1	1	-	-	2
Everett Lau	-	-	-	1	1
Matt Scheffler	1	-	-	-	1
Devin Warner	-	1	-	-	1
Chase Hall	1	-	-	-	1

CAREER MULTI-RBI GAMES

	2	3	4	5+	Total
Edouard Julien	14	12	7	-	33
Conor Davis	15	5	4	1	25
Will Holland	14	8	2	-	24
Steven Williams	9	6	2	1	18
Ryan Bliss	8	1	1	-	10
Rankin Woley	6	3	-	-	9
Judd Ward	5	1	1	-	7
Kason Howell	1	1	-	-	2
Chase Hall	1	-	-	-	1
Everett Lau	-	-	-	1	1
Matt Scheffler	1	-	-	-	1
Devin Warner	-	1	-	-	1

CAREER STARTS

	Career	Consec.
Will Holland	152	18
Conor Davis	129	33
Steven Williams	112	7
Edouard Julien	106	44
Judd Ward	68	35
Ryan Bliss	48	48
Kason Howell	47	7
Rankin Woley	46	1
Matt Scheffler	42	7
Everett Lau	8	-
Chase Hall	6	-
Brody Moore	2	-
Ed Johnson	1	-
Devin Warner	1	-

TEAM NOTES

Auburn Overall SEC Rankings			Auburn SEC-Only Rankings		
Category	Rank	No.	Category	Rank	No.
Avg.	7th	.273	Avg.	7th	.258
Hits	T-7th	453	Hits	6th	214
2B	7th	86	2B	5th	40
HR	13th	32	HR	11th	16
BB	9th	207	BB	10th	82

2019 AUBURN HOME RUNS

No.	Player (#)	Opponent (Date)	On	Outs	Inn.	Pitcher
1	Edouard Julien (1)	Georgia Southern (2/17)	0	0	7th	Edwards (R)
2	Edouard Julien (2)	Alabama A&M (2/20)	0	0	5th	Mendoza (L)
3	Judd Ward (1)	Alabama A&M (2/20)	0	0	8th	Figueroa (R)
4	Edouard Julien (3)	Alabama A&M (2/20)	1	2	8th	Figueroa (R)
5	Edouard Julien (4)	at UCF (2/22)	1	0	2nd	Schuermann (L)
6	Conor Davis (1)	at UCF (2/24)	1	0	2nd	Spicer (R)
7	Steven Williams (1)	at UCF (2/24)	1	1	3rd	Spicer (R)
8	Rankin Woley (1)	at UCF (2/24)	0	2	4th	Sinclair (R)
9	Steven Williams (2)	Cincinnati (3/1)	1	1	7th	Shawver (L)
10	Ryan Bliss (1)	Cincinnati (3/2)	0	2	3rd	Batcho (L)
11	Edouard Julien (5)	UT Martin (3/5)	0	1	4th	Cannon (R)
12	Everett Lau (1)	UT Martin (3/5)	2	1	7th	O'Doherty (R)
13	Conor Davis (2)	UT Martin (3/6)	0	2	4th	Bullington (R)
14	Matt Scheffler (1)	UTSA (3/9)	0	2	5th	Foust (R)
15	Conor Davis (3)	at UAB (3/19)	3	2	5th	Wesson (R)
16	Steven Williams (3)	at Mississippi State (3/22)	0	1	6th	Small (L)
17	Rankin Woley (2)	at Mississippi State (3/22)	0	1	6th	Small (L)
18	Steven Williams (4)	at Mississippi State (3/24)	1	0	4th	Price (R)
19	Judd Ward (2)	at Mississippi State (3/24)	2	1	7th	Gordon (R)
20	Will Holland (1)	at South Carolina	1	1	2nd	Shook (R)
21	Edouard Julien (6)	at South Carolina	2	2	2nd	Tringali (R)
22	Will Holland (2)	Arkansas (4/5)	1	0	5th	Noland (R)
23	Edouard Julien (7)	Jacksonville State (4/9)	1	1	1st	Willingham (R)
24	Conor Davis (4)	at Texas A&M (4/13)	1	1	1st	Lacy (L)
25	Edouard Julien (8)	Ole Miss (4/18)	0	2	7th	Myers (R)
26	Conor Davis (5)	Ole Miss (4/19)	0	0	2nd	Nikhazy (L)
27	Will Holland (3)	Ole Miss (4/19)	0	2	4th	Nikhazy (L)
28	Conor Davis (6)	Ole Miss (4/19)	0	0	6th	Nikhazy (L)
29	Will Holland (4)	at Vanderbilt (4/25)	0	2	6th	Hickman (R)
30	Rankin Woley (3)	at Vanderbilt (4/27)	2	0	8th	Eder (L)
31	Steven Williams (5)	Alabama (5/5)	2	1	8th	Vainer (R)
32	Will Holland (5)	Alabama (5/5)	1	1	8th	Freeman (R)

AUBURN CAREER HOME RUN BREAKDOWN

	1R	2R	3R	GS	Career	Home	Road	Last
Bliss	1	--	--	--	1	1	0	3/2/19
Davis	3	2	3	1	9	6	3	4/19/19
Holland	11	8	1	--	20	12	8	5/5/19
Julien	7	6	9	3	25	14	11	4/18/19
Lau	--	--	1	--	1	1	--	3/5/19
Scheffler	1	--	--	--	1	1	--	3/9/19
Ward	1	0	1	0	2	1	1	3/24/19
Williams	6	6	4	1	17	9	8	5/5/19
Woley	2	--	1	--	3	--	3	4/27/19

HITTING STREAKS

	Current	'19	Career
Ryan Bliss	-	10	10
Conor Davis	10	10	11
Matt Scheffler	10	10	10
Judd Ward	-	7	7
Edouard Julien	2	6	6
Will Holland	3	5	8
Kason Howell	-	5	5
Steven Williams	2	5	6
Rankin Woley	-	5	5
Ed Johnson	-	2	2
Everett Lau	-	2	2
Brody Moore	1	2	2
Chase Hall	2	2	2
Brett Olson	1	1	1
Devin Warner	-	1	1

REACHED BASE STREAKS

	Current	'19	Career
Steven Williams	7	19	25
Kason Howell	2	17	17
Rankin Woley	7	17	17
Matt Scheffler	10	13	13
Judd Ward	12	13	13
Conor Davis	12	12	19
Edouard Julien	2	11	14
Ryan Bliss	-	10	10
Will Holland	3	9	18
Everett Lau	-	5	5
Chase Hall	2	3	3
Ed Johnson	-	3	3
Brett Olson	2	2	2
Brody Moore	1	2	2
Devin Warner	-	1	1

BUNT HITS

Player	No.
Judd Ward	4
Ryan Bliss	3
Matt Scheffler	2
Kason Howell	1
Edouard Julien	1
TOTAL	11

SAC BUNTS

Player	No.
Judd Ward	6
Kason Howell	4
Steven Williams	4
Will Holland	3
Matt Scheffler	3
Ryan Bliss	2
TOTAL	22

SAC FLIES

Player	No.
Ryan Bliss	6
Kason Howell	5
Edouard Julien	4
Steven Williams	3
Rankin Woley	2
Matt Scheffler	2
Judd Ward	1
TOTAL	23

OUTFIELD ASSISTS

Player	No.
Judd Ward	6
Steven Williams	3
Kason Howell	2
TOTAL	11

PINCH HITS

Player	No.
Ed Johnson	1
Brody Moore	1
TOTAL	2

AUBURN 2019 GAME-BY-GAME STARTING LINEUPS

DATE	OPP	1	2	3	4	5	6	7	8	9	SP
2/15	Georgia Southern	Ward	Holland	Williams	Woley	Julien	Davis	Bliss	Howell	Scheffler	Daniel
2/16	Georgia Southern	Holland	Williams	Woley	Julien	Davis	Bliss	Howell	Scheffler	Ward	Burns
2/17	Georgia Southern	Ward	Holland	Williams	Woley	Julien	Davis	Bliss	Howell	Hall	Gray
2/19	Alabama A&M	Ward	Holland	Williams	Woley	Bliss	Howell	Lau	Hall	Johnson	Skipper
2/20	Alabama A&M	Ward	Woley	Williams	Davis	Julien	Bliss	Howell	Lau	Scheffler	Fuller
2/22	at UCF	Ward	Holland	Williams	Woley	Julien	Davis	Bliss	Howell	Scheffler	Burns
2/23	at UCF	Ward	Holland	Julien	Woley	Williams	Davis	Bliss	Howell	Hall	Gray
2/24	at UCF	Ward	Holland	Julien	Woley	Williams	Davis	Bliss	Howell	Scheffler	Horn
3/1	Cincinnati	Ward	Holland	Julien	Woley	Williams	Davis	Bliss	Howell	Scheffler	Burns
3/2	Cincinnati	Ward	Holland	Julien	Williams	Woley	Davis	Bliss	Howell	Scheffler	Owen
3/3	Cincinnati	Ward	Holland	Julien	Woley	Williams	Davis	Bliss	Howell	Scheffler	Skipper
3/5	UT Martin	Holland	Williams	Julien	Woley	Bliss	Lau	Howell	Ward	Scheffler	Horn
3/6	UT Martin	Holland	Williams	Julien	Woley	Bliss	Davis	Howell	Lau	Scheffler	Wade
3/8	UTSA	Holland	Williams	Julien	Woley	Bliss	Davis	Howell	Ward	Scheffler	Burns
3/9	UTSA	Holland	Williams	Julien	Woley	Bliss	Lau	Howell	Ward	Scheffler	Owen
3/10	UTSA	Holland	Williams	Julien	Woley	Bliss	Davis	Howell	Ward	Hall	Skipper
3/12	at South Alabama	Holland	Williams	Woley	Julien	Davis	Bliss	Howell	Ward	Scheffler	Wade
3/15	Tennessee*	Holland	Williams	Woley	Julien	Davis	Bliss	Howell	Ward	Scheffler	Burns
3/16	Tennessee*	Holland	Williams	Woley	Julien	Davis	Bliss	Howell	Ward	Scheffler	Owen
3/17	Tennessee*	Holland	Williams	Woley	Julien	Davis	Bliss	Howell	Ward	Scheffler	Skipper
3/19	at UAB	Holland	Williams	Woley	Julien	Davis	Bliss	Howell	Ward	Scheffler	Wade
3/22	at Mississippi State*	Holland	Williams	Woley	Julien	Davis	Bliss	Howell	Ward	Scheffler	Burns
3/23	at Mississippi State*	Holland	Williams	Woley	Julien	Davis	Bliss	Howell	Ward	Scheffler	Skipper
3/24	at Mississippi State*	Holland	Williams	Woley	Julien	Davis	Bliss	Howell	Ward	Scheffler	Anderson
3/26	vs. Alabama%	Holland	Williams	Woley	Julien	Davis	Bliss	Howell	Ward	Scheffler	Wade
3/29	at South Carolina*	Holland	Williams	Woley	Julien	Davis	Bliss	Howell	Ward	Scheffler	Burns
3/30	at South Carolina*	Ward	Howell	Julien	Woley	Williams	Davis	Holland	Bliss	Scheffler	Fuller
3/31	at South Carolina*	Ward	Howell	Julien	Woley	Williams	Davis	Holland	Bliss	Scheffler	Skipper
4/2	Georgia Tech	Ward	Howell	Julien	Woley	Williams	Davis	Holland	Bliss	Scheffler	Wade
4/4	Arkansas*	Ward	Howell	Woley	Julien	Davis	Williams	Bliss	Lau	Scheffler	Burns
4/5	Arkansas*	Ward	Howell	Woley	Julien	Davis	Williams	Holland	Bliss	Scheffler	Fuller
4/6	Arkansas*	Ward	Howell	Woley	Julien	Davis	Williams	Holland	Bliss	Hall	Fitts
4/9	Jacksonville State	Ward	Howell	Julien	Davis	Bliss	Scheffler	Williams	Holland	Moore	Wade
4/12	at Texas A&M*	Holland	Howell	Julien	Davis	Woley	Ward	Bliss	Williams	Scheffler	Burns
4/13	at Texas A&M*	Holland	Howell	Julien	Davis	Ward	Woley	Bliss	Williams	Scheffler	Fuller
4/14	at Texas A&M*	Ward	Howell	Julien	Davis	Scheffler	Woley	Bliss	Williams	Holland	Fitts
4/16	at Georgia Tech	Ward	Howell	Julien	Davis	Scheffler	Woley	Holland	Williams	Bliss	Skipper
4/18	Ole Miss*	Ward	Howell	Julien	Davis	Scheffler	Woley	Holland	Williams	Bliss	Wade
4/19	Ole Miss*	Ward	Howell	Julien	Woley	Scheffler	Davis	Williams	Holland	Bliss	Burns
4/20	Ole Miss*	Ward	Howell	Julien	Davis	Williams	Woley	Scheffler	Holland	Bliss	Fuller
4/23	at Jacksonville State	Ward	Bliss	Julien	Davis	Holland	Woley	Lau	Warner	Hall	Watson
4/25	at Vanderbilt*	Ward	Bliss	Julien	Davis	Scheffler	Woley	Howell	Williams	Holland	Burns
4/26	at Vanderbilt*	Ward	Bliss	Julien	Davis	Scheffler	Woley	Howell	Williams	Holland	Fitts
4/27	at Vanderbilt*	Ward	Bliss	Julien	Davis	Scheffler	Woley	Howell	Williams	Holland	Fuller
5/3	Alabama*	Ward	Bliss	Julien	Davis	Scheffler	Woley	Williams	Howell	Holland	Owen
5/4	Alabama*	Ward	Bliss	Julien	Davis	Scheffler	Woley	Williams	Howell	Holland	Fuller
5/5	Alabama*	Ward	Bliss	Julien	Davis	Scheffler	Williams	Howell	Holland	Moore	Fitts
5/7	UAB	Ward	Bliss	Julien	Davis	Scheffler	Woley	Williams	Howell	Holland	Skipper
5/10	Georgia*										
5/11	Georgia*										
5/12	Georgia*										
5/14	North Alabama*										
5/16	at LSU*										
5/17	at LSU*										
5/18	at LSU*										

* - SEC Game

% - MAX Capital City Classic (Montgomery, Ala.)

AUBURN 2019 GAME-BY-GAME STARTERS

DATE	OPP	SP	C	1B	2B	3B	SS	LF	CF	RF	DH
2/15	Georgia Southern	Daniel	Scheffler	Woley	Bliss	Julien	Holland	Ward	Howell	Williams	Davis
2/16	Georgia Southern	Burns	Scheffler	Woley	Bliss	Julien	Holland	Ward	Howell	Williams	Davis
2/17	Georgia Southern	Gray	Hall	Woley	Bliss	Julien	Holland	Ward	Howell	Williams	Davis
2/19	Alabama A&M	Skipper	Hall	Woley	Bliss	Johnson	Holland	Ward	Howell	Williams	Lau
2/20	Alabama A&M	Fuller	Scheffler	Woley	Lau	Julien	Bliss	Ward	Howell	Williams	Davis
2/22	at UCF	Burns	Scheffler	Woley	Bliss	Julien	Holland	Ward	Howell	Williams	Davis
2/23	at UCF	Gray	Hall	Woley	Bliss	Julien	Holland	Ward	Howell	Williams	Davis
2/24	at UCF	Horn	Scheffler	Woley	Bliss	Julien	Holland	Ward	Howell	Williams	Davis
3/1	Cincinnati	Burns	Scheffler	Woley	Bliss	Julien	Holland	Ward	Howell	Williams	Lau
3/2	Cincinnati	Owens	Scheffler	Woley	Bliss	Julien	Holland	Ward	Howell	Williams	Davis
3/3	Cincinnati	Skipper	Scheffler	Woley	Bliss	Julien	Holland	Ward	Howell	Williams	Davis
3/5	UT Martin	Horn	Scheffler	Woley	Bliss	Julien	Holland	Ward	Howell	Williams	Lau
3/6	UT Martin	Wade	Scheffler	Woley	Bliss	Julien	Holland	Davis	Howell	Williams	Lau
3/8	UTSA	Burns	Scheffler	Woley	Bliss	Julien	Holland	Ward	Howell	Williams	Davis
3/9	UTSA	Owen	Scheffler	Woley	Bliss	Julien	Holland	Ward	Howell	Williams	Lau
3/10	UTSA	Skipper	Hall	Woley	Bliss	Julien	Holland	Ward	Howell	Williams	Davis
3/12	at South Alabama	Wade	Scheffler	Woley	Bliss	Julien	Holland	Ward	Howell	Williams	Davis
3/15	Tennessee*	Burns	Scheffler	Woley	Bliss	Julien	Holland	Ward	Howell	Williams	Davis
3/16	Tennessee*	Owen	Scheffler	Woley	Bliss	Julien	Holland	Ward	Howell	Williams	Davis
3/17	Tennessee*	Skipper	Scheffler	Woley	Bliss	Julien	Holland	Ward	Howell	Williams	Davis
3/19	at UAB	Wade	Scheffler	Woley	Bliss	Julien	Holland	Ward	Howell	Williams	Davis
3/22	at Mississippi State*	Burns	Scheffler	Woley	Bliss	Julien	Holland	Ward	Howell	Williams	Davis
3/23	at Mississippi State*	Skipper	Scheffler	Woley	Bliss	Julien	Holland	Ward	Howell	Williams	Davis
3/24	at Mississippi State*	Anderson	Scheffler	Woley	Bliss	Julien	Holland	Ward	Howell	Williams	Davis
3/26	vs. Alabama^	Wade	Scheffler	Woley	Bliss	Julien	Holland	Ward	Howell	Williams	Davis
3/29	at South Carolina*	Burns	Scheffler	Woley	Bliss	Julien	Holland	Ward	Howell	Williams	Davis
3/30	at South Carolina*	Fuller	Scheffler	Woley	Bliss	Julien	Holland	Ward	Howell	Williams	Davis
3/31	at South Carolina*	Skipper	Scheffler	Woley	Bliss	Julien	Holland	Ward	Howell	Williams	Davis
4/2	Georgia Tech	Wade	Scheffler	Woley	Bliss	Julien	Holland	Ward	Howell	Williams	Davis
4/4	Arkansas*	Burns	Scheffler	Woley	Lau	Julien	Bliss	Ward	Howell	Williams	Davis
4/5	Arkansas*	Fuller	Scheffler	Woley	Bliss	Julien	Holland	Ward	Howell	Williams	Davis
4/6	Arkansas*	Fitts	Hall	Woley	Bliss	Julien	Holland	Ward	Howell	Williams	Davis
4/9	Jacksonville State	Wade	Scheffler	Moore	Bliss	Julien	Holland	Ward	Howell	Williams	Davis
4/12	at Texas A&M*	Burns	Scheffler	Woley	Bliss	Julien	Holland	Ward	Howell	Williams	Davis
4/13	at Texas A&M*	Fuller	Scheffler	Woley	Bliss	Julien	Holland	Ward	Howell	Williams	Davis
4/14	at Texas A&M*	Fitts	Scheffler	Woley	Bliss	Julien	Holland	Ward	Howell	Williams	Davis
4/16	at Georgia Tech	Skipper	Scheffler	Woley	Bliss	Julien	Holland	Ward	Howell	Williams	Davis
4/18	Ole Miss*	Wade	Scheffler	Woley	Bliss	Julien	Holland	Ward	Howell	Williams	Davis
4/19	Ole Miss*	Burns	Scheffler	Woley	Bliss	Julien	Holland	Ward	Howell	Williams	Davis
4/20	Ole Miss*	Fuller	Scheffler	Woley	Bliss	Julien	Holland	Ward	Howell	Williams	Davis
4/23	at Jacksonville State	Watson	Hall	Woley	Bliss	Julien	Holland	Davis	Ward	Warner	Lau
4/25	at Vanderbilt*	Burns	Scheffler	Woley	Bliss	Julien	Holland	Ward	Howell	Williams	Davis
4/26	at Vanderbilt*	Fitts	Scheffler	Woley	Bliss	Julien	Holland	Ward	Howell	Williams	Davis
4/27	at Vanderbilt*	Fuller	Scheffler	Woley	Bliss	Julien	Holland	Ward	Howell	Williams	Davis
5/3	Alabama*	Owen	Scheffler	Woley	Bliss	Julien	Holland	Ward	Howell	Williams	Davis
5/4	Alabama*	Fuller	Scheffler	Woley	Bliss	Julien	Holland	Ward	Howell	Williams	Davis
5/5	Alabama*	Fitts	Scheffler	Moore	Bliss	Julien	Holland	Ward	Howell	Williams	Davis
5/7	UAB	Skipper	Scheffler	Woley	Bliss	Julien	Holland	Ward	Howell	Williams	Davis
5/10	Georgia*										
5/11	Georgia*										
5/12	Georgia*										
5/14	North Alabama*										
5/16	at LSU*										
5/17	at LSU*										
5/18	at LSU*										

* - SEC Game

^ - MAX Capital City Classic (Montgomery, Ala.)

OVERALL STATS



2019 Auburn Baseball
Overall Statistics for Auburn (as of May 08, 2019)
(All games Sorted by Batting avg)



Record: 29-19 Home: 20-8 Away: 9-10 Neutral: 0-1 SEC: 12-12

Player	avg	gp-gs	ab	r	h	2b	3b	hr	rbi	tb	slg%	bb	hp	so	gdp	ob%	sf	sh	sb-att	po	a	e	fld%	
24 Davis, Conor	.311	45-44	180	28	56	8	1	6	30	84	.467	11	3	40	3	.361	0	0	2-2	4	0	0	1.000	
6 Scheffler, Matt	.294	44-42	153	25	45	9	0	1	20	57	.373	13	6	15	2	.368	2	3	5-6	368	40	6	.986	
1 Ward, Judd	.287	48-47	178	32	51	10	2	2	25	71	.399	30	7	35	0	.407	1	6	5-7	85	6	5	.948	
4 Woley, Rankin	.280	46-46	186	24	52	12	1	3	32	75	.403	15	4	48	7	.343	2	0	2-2	366	32	1	.997	
16 Howell, Kason	.272	47-47	173	23	47	7	0	0	24	54	.312	17	6	39	2	.348	5	4	13-15	124	2	3	.977	
9 Bliss, Ryan	.270	48-48	178	33	48	10	1	1	30	63	.354	24	2	37	4	.352	6	2	8-9	71	126	4	.980	
10 Julien, Edouard	.260	47-47	177	40	46	13	1	8	44	85	.480	35	6	58	1	.392	4	0	3-5	26	59	8	.914	
41 Williams, Steven	.243	47-47	173	31	42	5	0	5	19	62	.358	27	3	42	2	.350	3	4	3-3	94	3	1	.990	
17 Holland, Will	.241	46-46	166	35	40	8	0	5	21	63	.380	27	11	47	3	.382	0	3	13-16	45	117	8	.953	

38 Olson, Brett	1.000	2-0	1	0	1	0	0	0	0	1	1.000	1	0	0	0	1.000	0	0	0-0	1	0	0	1.000	
19 Moore, Brody	.538	8-2	13	6	7	1	1	0	3	10	.769	1	0	1	1	.571	0	0	0-1	21	2	0	1.000	
3 Warner, Devin	.300	7-1	10	1	3	0	0	0	3	3	.300	0	1	3	0	.364	0	0	0-0	1	0	0	1.000	
7 Johnson, Ed	.286	6-1	7	0	2	0	0	0	0	2	.286	1	0	2	0	.375	0	0	0-0	4	1	1	.833	
2 Lau, Everett	.243	16-8	37	7	9	2	0	1	7	14	.378	4	1	10	2	.333	0	0	1-1	5	4	0	1.000	
11 Hall, Chase	.182	11-6	22	2	4	1	0	0	3	5	.227	1	2	6	2	.280	0	0	0-0	61	2	2	.969	
5 Eaton, Jarrett	.000	10-0	3	3	0	0	0	0	0	0	.000	0	0	1	0	.000	0	0	1-1	4	0	0	1.000	
21 Henderson, Jackso	.000	4-0	2	1	0	0	0	0	0	0	.000	0	0	2	0	.000	0	0	0-0	1	0	0	1.000	
Totals	.273	48	1659	291	453	86	7	32	261	649	.391	207	52	386	29	.367	23	22	56-68	1308	460	49	.973	
Opponents	.255	48	1665	239	425	84	6	35	211	626	.376	205	30	433	20	.345	15	22	59-73	1284	484	59	.968	

LOB - Team (388), Opp (390). DPs turned - Team (28), Opp (34). IBB - Team (9), Julien, E. 4, Howell, K. 2, Williams, S. 1, Holland, W. 1, Bliss, R. 1, Opp (7). Picked off - Howell, K. 2, Scheffler, M 2, Holland, W. 1, Ward, J. 1.

(All games Sorted by Earned run avg)

Player	era	w-l	app	gs	cg	sho	sv	ip	h	r	er	bb	so	2b	3b	hr	b/avg	wp	hp	bks	sfa	sha		
44 Owen, Jack	0.70	4-0	8	4	1	1/1	0	38.2	24	4	3	6	37	3	0	1	.179	1	1	0	1	2		
32 Burns, Tanner	2.66	4-3	11	11	1	1/2	0	64.1	47	23	19	20	87	11	1	4	.201	9	3	0	3	1		
18 Fuller, Brooks	3.35	2-2	14	7	0	0/1	1	40.1	33	23	15	31	32	3	1	5	.223	6	3	0	1	3		
20 Greenhill, Cody	3.38	1-2	20	0	0	0/3	9	37.1	35	17	14	8	30	9	1	2	.243	2	5	0	1	0		
14 Anderson, Elliott	3.80	5-1	21	1	0	0/2	0	45.0	43	24	19	20	50	11	0	4	.249	7	1	0	1	4		
40 Wade, Garrett	4.86	3-0	15	7	0	0/1	0	33.1	33	23	18	27	41	5	0	1	.260	5	2	1	1	3		
43 Fitts, Richard	5.55	3-3	14	4	0	0/0	0	35.2	48	22	22	10	24	8	0	5	.327	4	1	0	0	1		
29 Skipper, Carson	7.46	3-3	17	8	0	0/1	2	35.0	45	33	29	23	38	7	3	5	.306	2	2	1	0	1		

23 Glavine, Peyton	2.45	1-0	8	0	0	0/0	0	7.1	8	2	2	7	11	1	0	0	.267	0	0	0	0	0		
33 Morrison, Will	4.30	0-0	18	0	0	0/1	0	23.0	22	11	11	9	14	6	0	1	.272	2	6	0	2	1		
13 Daniel, Davis	4.50	0-0	1	1	0	0/0	0	2.0	4	2	1	0	4	0	0	0	.364	0	0	0	0	0		
37 Watson, Ryan	5.28	0-1	18	1	0	0/1	0	29.0	33	17	17	14	28	7	0	2	.297	2	1	0	3	3		
31 Schilleci, Blake	6.14	0-1	9	0	0	0/0	0	14.2	17	10	10	7	15	4	0	0	.293	2	0	0	1	0		
36 Gray, Kyle	6.60	1-3	12	2	0	0/1	0	15.0	14	13	11	15	11	4	0	2	.246	2	4	0	1	2		
8 Horn, Bailey	8.22	2-0	12	2	0	0/0	0	15.1	19	15	14	8	11	5	0	3	.302	2	1	0	0	1		
Totals	4.23	29-19	48	48	2	7/5	12	436.0	425	239	205	205	433	84	6	35	.255	46	30	2	15	22		
Opponents	5.53	19-29	48	48	0	3/3	7	428.0	453	291	263	207	386	86	7	32	.273	55	52	8	23	22		

PB - Team (10), Scheffler, M 7, Hall, C. 3, Opp (5). Pickoffs - Team (6), Scheffler, M 1, Wade, G. 1, Skipper, C. 1, Anderson, E. 1, Greenhill, C 1, Fuller, B. 1, Opp (6). SBA/ATT - Scheffler, M (53-62), Wade, G. (9-12), Anderson, E. (6-8), Burns, T. (4-6), Hall, C. (6-6), Morrison, W. (6-6), Skipper, C. (5-6), Watson, R. (4-6), Fitts, R. (4-5), Owen, J. (4-5), Fuller, B. (3-4), Gray, K. (4-4), Horn, B. (3-4), Greenhill, C (3-3), Daniel, D. (2-2), Schilleci, B (1-1), Glavine, P. (1-1).

SEC STATS



**2019 Auburn Baseball
Conference statistics for Auburn (as of May 05, 2019)
(SEC games only Sorted by Batting avg)**



Record: 12-12 Home: 8-4 Away: 4-8 SEC: 12-12

Player	avg	gp-gs	ab	r	h	2b	3b	hr	rbi	tb	slg%	bb	hp	so	gdp	ob%	sf	sh	sb-att	po	a	e	fld%	
1 Ward, Judd	.309	24-24	94	11	29	7	0	1	13	39	.415	11	2	19	0	.393	0	4	1-1	49	4	3	.946	
24 Davis, Conor	.298	24-24	94	16	28	4	1	3	12	43	.457	7	2	24	2	.359	0	0	1-1	1	0	0	1.000	
6 Scheffler, Matt	.286	23-23	84	13	24	5	0	0	11	29	.345	6	3	7	0	.351	1	1	1-2	183	18	4	.980	
9 Bliss, Ryan	.264	24-24	87	17	23	4	0	0	15	27	.310	12	2	16	3	.359	2	1	4-5	38	77	3	.975	
16 Howell, Kason	.261	24-24	92	11	24	4	0	0	7	28	.304	6	4	23	2	.333	0	2	4-5	64	1	1	.985	
17 Holland, Will	.241	23-23	79	17	19	3	0	5	14	37	.468	10	7	28	1	.375	0	2	5-7	29	63	5	.948	
4 Woley, Rankin	.229	23-23	96	7	22	3	0	2	10	31	.323	5	1	23	3	.275	0	0	1-1	185	15	0	1.000	
10 Julien, Edouard	.213	24-24	94	16	20	9	1	2	20	37	.394	13	2	33	0	.315	2	0	0-1	18	27	2	.957	
41 Williams, Steven	.209	24-24	86	11	18	1	0	3	8	28	.326	11	1	25	1	.300	2	2	1-1	50	3	0	1.000	

7 Johnson, Ed	1.000	2-0	1	0	1	0	0	0	0	1	1.000	0	0	0	0	1.000	0	0	0-0	1	0	1	.500	
19 Moore, Brody	.429	3-1	7	2	3	0	0	0	1	3	.429	0	0	1	1	.429	0	0	0-1	8	0	0	1.000	
11 Hall, Chase	.333	2-1	3	0	1	0	0	0	0	1	.333	0	0	2	0	.333	0	0	0-0	5	0	0	1.000	
2 Lau, Everett	.250	5-1	8	1	2	0	0	0	0	2	.250	1	0	1	1	.333	0	0	1-1	1	1	0	1.000	
3 Warner, Devin	.000	3-0	3	0	0	0	0	0	0	0	.000	0	0	2	0	.000	0	0	0-0	0	0	0	.000	
5 Eaton, Jarrett	.000	5-0	0	1	0	0	0	0	0	0	.000	0	0	0	0	.000	0	0	1-1	1	0	0	1.000	
Totals	.258	24	828	123	214	40	2	16	111	306	.370	82	24	204	14	.340	7	12	20-27	645	243	25	.973	
Opponents	.283	24	851	139	241	46	5	24	127	369	.434	108	11	195	13	.368	9	9	34-42	647	253	25	.973	

LOB - Team (183), Opp (204). DPs turned - Team (19), Opp (16). IBB - Team (3), Bliss, R. 1, Williams, S. 1, Howell, K. 1, Opp (3). Picked off - Scheffler, M 1, Ward, J. 1.

(SEC games only Sorted by Earned run avg)

Player	era	w-l	app	gs	cg	sho	sv	ip	h	r	er	bb	so	2b	3b	hr	b/avg	wp	hp	bks	sfa	sha
20 Greenhill, Cody	3.76	1-2	14	0	0	0/2	7	26.1	27	13	11	6	24	7	1	2	.255	1	3	0	0	0
18 Fuller, Brooks	3.77	2-2	8	6	0	0/1	0	31.0	28	16	13	22	28	3	1	4	.243	5	2	0	1	3
32 Burns, Tanner	4.06	1-3	7	7	0	0/1	0	37.2	36	21	17	16	48	8	1	4	.248	8	2	0	3	1
14 Anderson, Elliott	4.67	3-0	13	1	0	0/1	0	27.0	29	19	14	15	26	6	0	3	.274	6	0	0	1	4
43 Fitts, Richard	6.75	2-3	8	4	0	0/0	0	24.0	35	18	18	6	17	5	0	4	.343	4	0	0	0	0

44 Owen, Jack	1.98	1-0	4	2	0	0/0	0	13.2	10	3	3	4	8	1	0	1	.204	0	1	0	1	0
33 Morrison, Will	2.00	0-0	7	0	0	0/0	0	9.0	9	2	2	2	6	3	0	0	.290	0	1	0	1	0
31 Schilleci, Blake	2.70	0-0	4	0	0	0/0	0	6.2	10	2	2	2	5	3	0	0	.357	0	0	0	0	0
36 Gray, Kyle	3.86	1-0	4	0	0	0/0	0	4.2	3	2	2	5	1	1	0	1	.188	0	1	0	0	0
40 Wade, Garrett	5.14	0-0	6	1	0	0/0	0	7.0	9	7	4	5	8	2	0	0	.300	1	1	0	1	0
37 Watson, Ryan	6.55	0-0	9	0	0	0/1	0	11.0	14	8	8	5	12	2	0	0	.333	0	0	0	1	1
8 Horn, Bailey	9.00	1-0	5	0	0	0/0	0	5.0	6	6	5	4	2	1	0	2	.300	0	0	0	0	0
23 Glavine, Peyton	9.00	0-0	3	0	0	0/0	0	2.0	4	2	2	4	2	0	0	0	.400	0	0	0	0	0
29 Skipper, Carson	16.20	0-2	7	3	0	0/0	0	10.0	21	20	18	12	8	4	2	3	.412	1	0	1	0	0
Totals	4.98	12-12	24	24	0	2/2	7	215.0	241	139	119	108	195	46	5	24	.283	26	11	1	9	9
Opponents	4.63	12-12	24	24	0	3/3	6	215.2	214	123	111	82	204	40	2	16	.258	17	24	1	7	12

PB - Team (5), Scheffler, M 4, Hall, C. 1, Opp (4). Pickoffs - Team (3), Wade, G. 1, Fuller, B. 1, Anderson, E. 1, Opp (2). SBA/ATT - Scheffler, M (31-34), Anderson, E. (5-7), Wade, G. (6-7), Morrison, W. (5-5), Burns, T. (3-4), Watson, R. (2-3), Hall, C. (3-3), Gray, K. (3-3), Fuller, B. (2-3), Greenhill, C (3-3), Fitts, R. (1-2), Owen, J. (1-1), Schilleci, B (1-1), Skipper, C. (1-1), Horn, B. (0-1), Glavine, P. (1-1).

HOME GAMES



2019 Auburn Baseball
Overall Statistics for Auburn (as of May 08, 2019)
(Home games Sorted by Batting avg)



Record: 20-8 Home: 20-8 Away: 0-0 SEC: 8-4

Player	avg	gp-gs	ab	r	h	2b	3b	hr	rbi	tb	slg%	bb	hp	so	gdp	ob%	sf	sh	sb-att	po	a	e	fld%	
6 Scheffler, Matt	.321	25-24	81	16	26	4	0	1	13	33	.407	9	5	9	1	.412	2	3	3-4	230	32	1	.996	
24 Davis, Conor	.320	25-24	100	15	32	7	0	3	12	48	.480	6	0	22	2	.358	0	0	1-1	3	0	0	1.000	
10 Julien, Edouard	.314	27-27	102	27	32	7	1	6	30	59	.578	17	6	32	0	.430	3	0	2-4	13	37	6	.893	
17 Holland, Will	.290	26-26	93	25	27	5	0	3	13	41	.441	18	4	21	2	.426	0	1	10-12	23	69	5	.948	
4 Woley, Rankin	.276	26-26	105	12	29	8	1	0	23	39	.371	8	3	24	4	.342	1	0	1-1	217	23	1	.996	
16 Howell, Kason	.270	28-28	100	14	27	6	0	0	16	33	.330	14	3	28	1	.367	3	3	9-10	76	2	2	.975	
9 Bliss, Ryan	.270	28-28	100	22	27	3	1	1	20	35	.350	17	0	18	2	.358	6	2	8-9	42	77	3	.975	
1 Ward, Judd	.245	28-27	98	16	24	6	0	1	8	33	.337	18	6	20	0	.390	1	5	2-4	53	3	1	.982	
41 Williams, Steven	.230	28-28	100	19	23	4	0	2	10	33	.330	17	3	25	1	.352	2	3	0-0	52	3	0	1.000	

19 Moore, Brody	.455	5-2	11	3	5	0	1	0	2	7	.636	1	0	1	1	.500	0	0	0-1	20	1	0	1.000	
2 Lau, Everett	.258	13-7	31	5	8	1	0	1	6	12	.387	3	1	7	2	.343	0	0	1-1	5	4	0	1.000	
7 Johnson, Ed	.200	4-1	5	0	1	0	0	0	0	1	.200	1	0	1	0	.333	0	0	0-0	4	1	1	.833	
11 Hall, Chase	.188	6-4	16	0	3	1	0	0	2	4	.250	1	0	3	1	.235	0	0	0-0	38	2	1	.976	
3 Warner, Devin	.000	3-0	3	0	0	0	0	0	0	0	.000	0	0	2	0	.000	0	0	0-0	0	0	0	.000	
5 Eaton, Jarrett	.000	7-0	2	1	0	0	0	0	0	0	.000	0	0	0	0	.000	0	0	1-1	2	0	0	1.000	
21 Henderson, Jackso	.000	3-0	1	1	0	0	0	0	0	0	.000	0	0	1	0	.000	0	0	0-0	1	0	0	1.000	
38 Olson, Brett	.000	1-0	0	0	0	0	0	0	0	0	.000	1	0	0	0	1.000	0	0	0-0	0	0	0	.000	
Totals	.278	28	948	176	264	52	4	18	155	378	.399	131	31	214	17	.378	18	17	38-48	801	289	27	.976	
Opponents	.226	28	991	112	224	40	5	17	98	325	.328	107	19	271	10	.312	6	9	35-44	744	284	33	.969	

LOB - Team (225), Opp (219). DPs turned - Team (15), Opp (19). IBB - Team (6), Howell, K. 2, Bliss, R. 1, Holland, W. 1, Julien, E. 1, Williams, S. 1, Opp (6). Picked off - Howell, K. 2, Scheffler, M 2, Ward, J. 1.

(Home games Sorted by Earned run avg)

Player	era	w-l	app	gs	cg	sho	sv	ip	h	r	er	bb	so	2b	3b	hr	b/avg	wp	hp	bk	sfa	sha		
44 Owen, Jack	0.56	4-0	6	4	1	1/1	0	32.0	18	2	2	5	26	2	0	1	.167	1	1	0	0	2		
32 Burns, Tanner	1.63	2-1	6	6	1	1/2	0	38.2	27	7	7	8	58	3	1	2	.196	3	1	0	1	0		
20 Greenhill, Cody	2.22	1-1	12	0	0	0/2	4	24.1	20	9	6	7	20	4	0	2	.225	2	4	0	1	0		
14 Anderson, Elliott	3.67	4-1	12	0	0	0/2	0	27.0	24	11	11	10	31	6	0	3	.233	3	0	0	0	0		
18 Fuller, Brooks	3.75	1-0	10	4	0	0/0	1	24.0	18	16	10	19	20	1	1	3	.200	2	2	0	1	2		
40 Wade, Garrett	3.80	2-0	9	4	0	0/1	0	21.1	21	12	9	13	26	4	0	0	.250	5	2	0	1	1		
29 Skipper, Carson	4.50	2-2	10	5	0	0/1	2	26.0	27	16	13	7	31	3	3	3	.262	1	2	0	0	0		

23 Glavine, Peyton	0.00	0-0	4	0	0	0/0	0	3.0	3	0	0	3	5	1	0	0	.250	0	0	0	0	0		
33 Morrison, Will	2.70	0-0	9	0	0	0/1	0	13.1	12	4	4	7	10	3	0	0	.255	1	3	0	0	0		
36 Gray, Kyle	3.12	1-1	6	1	0	0/1	0	8.2	5	5	3	11	6	2	0	0	.172	2	3	0	1	2		
37 Watson, Ryan	4.02	0-1	9	0	0	0/0	0	15.2	12	7	7	4	14	4	0	1	.214	0	0	0	1	1		
13 Daniel, Davis	4.50	0-0	1	1	0	0/0	0	2.0	4	2	1	0	4	0	0	0	.364	0	0	0	0	0		
8 Horn, Bailey	4.76	1-0	6	1	0	0/0	0	5.2	5	3	3	4	2	2	0	0	.238	1	1	0	0	0		
43 Fitts, Richard	5.71	2-1	7	2	0	0/0	0	17.1	23	11	11	4	11	3	0	2	.324	1	0	0	0	1		
31 Schilleci, Blake	7.88	0-0	5	0	0	0/0	0	8.0	5	7	7	5	7	2	0	0	.172	1	0	0	0	0		
Totals	3.17	20-8	28	28	2	6/4	7	267.0	224	112	94	107	271	40	5	17	.226	23	19	0	6	9		
Opponents	5.66	8-20	28	28	0	1/1	4	248.0	264	176	156	131	214	52	4	18	.278	42	31	6	18	17		

PB - Team (3), Scheffler, M 3, Opp (2). Pickoffs - Team (3), Skipper, C. 1, Scheffler, M 1, Greenhill, C 1, Opp (5). SBA/ATT - Scheffler, M (29-36), Wade, G. (6-7), Hall, C. (6-6), Burns, T. (4-6), Morrison, W. (5-5), Owen, J. (3-4), Anderson, E. (2-3), Fitts, R. (2-3), Gray, K. (3-3), Skipper, C. (2-3), Daniel, D. (2-2), Watson, R. (1-2), Horn, B. (1-2), Fuller, B. (2-2), Greenhill, C (2-2).

AWAY GAMES



**2019 Auburn Baseball
Overall Statistics for Auburn (as of Apr 30, 2019)
(Away games Sorted by Batting avg)**



Record: 9-10 Home: 0-0 Away: 9-10 SEC: 4-8

Player	avg	gp-gs	ab	r	h	2b	3b	hr	rbi	tb	slg%	bb	hp	so	gdp	ob%	sf	sh	sb-att	po	a	e	fld%	
1 Ward, Judd	.338	19-19	77	15	26	4	2	1	17	37	.481	11	1	15	0	.427	0	1	3-3	32	3	3	.921	
24 Davis, Conor	.289	19-19	76	13	22	1	1	3	18	34	.447	5	3	18	1	.357	0	0	1-1	1	0	0	1.000	
4 Woley, Rankin	.286	19-19	77	12	22	4	0	3	8	35	.455	7	1	22	3	.349	1	0	1-1	142	8	0	1.000	
16 Howell, Kason	.286	18-18	70	9	20	1	0	0	8	21	.300	2	3	10	1	.325	2	1	4-5	45	0	1	.978	
9 Bliss, Ryan	.284	19-19	74	11	21	7	0	0	10	28	.378	7	2	18	2	.361	0	0	0-0	26	47	1	.986	
6 Scheffler, Matt	.265	18-17	68	9	18	5	0	0	7	23	.338	4	1	6	1	.315	0	0	2-2	132	7	5	.965	
41 Williams, Steven	.250	18-18	68	11	17	0	0	3	9	26	.382	10	0	15	1	.342	1	1	3-3	41	0	0	1.000	
17 Holland, Will	.186	19-19	70	9	13	3	0	2	8	22	.314	8	6	25	1	.321	0	2	2-3	20	44	3	.955	
10 Julien, Edouard	.181	19-19	72	13	13	6	0	2	13	25	.347	17	0	26	1	.333	1	0	1-1	11	18	2	.935	

19 Moore, Brody	1.000	3-0	2	3	2	1	0	0	1	3	1.500	0	0	0	0	1.000	0	0	0-0	1	1	0	1.000	
38 Olson, Brett	1.000	1-0	1	0	1	0	0	0	0	1	1.000	0	0	0	0	1.000	0	0	0-0	1	0	0	1.000	
7 Johnson, Ed	.500	2-0	2	0	1	0	0	0	0	1	.500	0	0	1	0	.500	0	0	0-0	0	0	0	.000	
3 Warner, Devin	.429	4-1	7	1	3	0	0	0	3	3	.429	0	1	1	0	.500	0	0	0-0	1	0	0	1.000	
11 Hall, Chase	.167	5-2	6	2	1	0	0	0	1	1	.167	0	2	3	1	.375	0	0	0-0	23	0	1	.958	
2 Lau, Everett	.167	3-1	6	2	1	1	0	0	1	2	.333	1	0	3	0	.286	0	0	0-0	0	0	0	.000	
5 Eaton, Jarrett	.000	3-0	1	2	0	0	0	0	0	0	.000	0	0	1	0	.000	0	0	0-0	2	0	0	1.000	
21 Henderson, Jackso	.000	1-0	1	0	0	0	0	0	0	0	.000	0	0	1	0	.000	0	0	0-0	0	0	0	.000	
Totals	.267	19	678	112	181	33	3	14	104	262	.386	72	20	165	12	.352	5	5	17-19	483	158	20	.970	
Opponents	.296	19	645	121	191	41	1	18	109	288	.447	90	10	157	10	.386	9	12	21-25	513	188	25	.966	

LOB - Team (155), Opp (162). DPs turned - Team (12), Opp (13). IBB - Team (3), Julien, E. 3, Opp (1). Picked off - Holland, W. 1.

(Away games Sorted by Earned run avg)

Player	era	w-l	app	gs	cg	sho	sv	ip	h	r	er	bb	so	2b	3b	hr	b/avg	wp	hp	bk	sfa	sha
18 Fuller, Brooks	2.76	1-2	4	3	0	0/1	0	16.1	15	7	5	12	12	2	0	2	.259	4	1	0	0	1
14 Anderson, Elliott	4.00	1-0	9	1	0	0/0	0	18.0	19	13	8	10	19	5	0	1	.271	4	1	0	1	4
32 Burns, Tanner	4.21	2-2	5	5	0	0/0	0	25.2	20	16	12	12	29	8	0	2	.208	6	2	0	2	1
20 Greenhill, Cody	5.54	0-1	8	0	0	0/1	5	13.0	15	8	8	1	10	5	1	0	.273	0	1	0	0	0
43 Fitts, Richard	6.75	1-2	6	2	0	0/0	0	14.2	22	11	11	5	12	4	0	3	.344	3	0	0	0	0

44 Owen, Jack	1.35	0-0	2	0	0	0/0	0	6.2	6	2	1	1	11	1	0	0	.231	0	0	0	1	0
31 Schilleci, Blake	4.05	0-1	4	0	0	0/0	0	6.2	12	3	3	2	8	2	0	0	.414	1	0	0	1	0
23 Glavine, Peyton	4.15	1-0	4	0	0	0/0	0	4.1	5	2	2	4	6	0	0	0	.278	0	0	0	0	0
33 Morrison, Will	5.59	0-0	8	0	0	0/0	0	9.2	10	6	6	1	4	3	0	1	.294	1	3	0	2	1
37 Watson, Ryan	6.39	0-0	8	1	0	0/1	0	12.2	19	9	9	9	14	2	0	1	.373	1	1	0	2	2
40 Wade, Garrett	7.56	1-0	5	2	0	0/0	0	8.1	8	8	7	9	11	1	0	1	.258	0	0	1	0	1
36 Gray, Kyle	9.95	0-1	5	1	0	0/0	0	6.1	8	7	7	4	5	1	0	2	.296	0	1	0	0	0
8 Horn, Bailey	10.24	1-0	6	1	0	0/0	0	9.2	14	12	11	4	9	3	0	3	.333	1	0	0	0	1
29 Skipper, Carson	16.00	1-1	7	3	0	0/0	0	9.0	18	17	16	16	7	4	0	2	.409	1	0	1	0	1
Totals	5.93	9-10	19	19	0	1/1	5	161.0	191	121	106	90	157	41	1	18	.296	22	10	2	9	12
Opponents	5.53	10-9	19	19	0	2/2	3	171.0	181	112	105	72	165	33	3	14	.267	13	20	2	5	5

PB - Team (6), Scheffler, M 3, Hall, C. 3, Opp (3). Pickoffs - Team (3), Wade, G. 1, Anderson, E. 1, Fuller, B. 1, Opp (1). SBA/ATT - Scheffler, M (21-22), Anderson, E. (4-5), Skipper, C. (3-3), Watson, R. (2-3), Wade, G. (2-3), Horn, B. (2-2), Fuller, B. (1-2), Gray, K. (1-1), Greenhill, C (1-1), Schilleci, B (1-1), Owen, J. (1-1), Morrison, W. (1-1), Glavine, P. (1-1), Fitts, R. (1-1).

LAST FIVE GAMES



**2019 Auburn Baseball
Overall Statistics for Auburn (as of May 08, 2019)
(Last Five Sorted by Batting avg)**



Record: 2-3 Home: 2-2 Away: 0-1 SEC: 2-2

Player	avg	gp-gs	ab	r	h	2b	3b	hr	rbi	tb	slg%	bb	hp	so	gdp	ob%	sf	sh	sb-att	po	a	e	fld%	
17 Holland, Will	.556	5-5	18	6	10	3	0	1	5	16	.889	2	1	4	0	.619	0	0	0-0	15	14	1	.967	
24 Davis, Conor	.409	5-5	22	6	9	2	0	0	2	11	.500	3	0	3	0	.480	0	0	0-0	1	0	0	1.000	
6 Scheffler, Matt	.353	5-5	17	4	6	1	0	0	3	7	.412	5	0	1	0	.478	1	1	0-0	33	6	0	1.000	
41 Williams, Steven	.333	5-5	15	4	5	0	0	1	3	8	.533	5	1	4	0	.524	0	0	0-0	9	1	0	1.000	
1 Ward, Judd	.300	5-5	20	2	6	1	0	0	3	7	.350	3	1	1	0	.417	0	2	0-1	6	0	0	1.000	
9 Bliss, Ryan	.286	5-5	21	5	6	1	0	0	5	7	.333	2	0	3	0	.333	1	1	2-2	9	18	1	.964	
4 Woley, Rankin	.250	4-4	16	2	4	2	0	1	7	9	.563	1	1	4	0	.333	0	0	0-0	33	7	0	1.000	
16 Howell, Kason	.250	5-5	16	2	4	2	0	0	3	6	.375	1	0	4	0	.278	1	1	0-0	11	0	0	1.000	
10 Julien, Edouard	.238	5-5	21	4	5	1	1	0	4	8	.381	1	2	8	0	.320	1	0	0-0	2	3	0	1.000	

19 Moore, Brody	.500	2-1	6	2	3	0	0	0	1	3	.500	0	0	1	0	.500	0	0	0-1	8	0	0	1.000	
2 Lau, Everett	.000	1-0	1	0	0	0	0	0	0	0	.000	0	0	0	1	.000	0	0	0-0	0	0	0	.000	
5 Eaton, Jarrett	.000	1-0	0	0	0	0	0	0	0	0	.000	0	0	0	0	.000	0	0	0-0	0	0	0	.000	
7 Johnson, Ed	.000	1-0	0	0	0	0	0	0	0	0	.000	0	0	0	0	.000	0	0	0-0	1	0	1	.500	
Totals	.335	5	173	37	58	13	1	3	36	82	.474	23	6	33	1	.422	4	5	2-4	132	57	4	.979	
Opponents	.301	5	176	30	53	7	2	3	27	73	.415	23	5	36	2	.395	1	2	13-17	129	56	2	.989	

LOB - Team (45), Opp (45). DPs turned - Team (6), Opp (2).

(Last Five Sorted by Earned run avg)

Player	era	w-l	app	gs	cg	sho	sv	ip	h	r	er	bb	so	2b	3b	hr	b/avg	wp	hp	bk	sfa	sha		
40 Wade, Garrett	2.25	0-0	3	0	0	0/0	0	4.0	2	1	1	2	5	0	0	0	.154	0	0	0	0	0		
44 Owen, Jack	2.45	1-0	2	1	0	0/0	0	7.1	8	2	2	3	3	1	0	0	.296	0	1	0	1	0		
14 Anderson, Elliott	5.40	0-0	2	0	0	0/0	0	5.0	7	3	3	2	6	1	0	1	.333	2	0	0	0	0		
37 Watson, Ryan	6.23	0-0	4	0	0	0/0	0	4.1	4	3	3	4	3	0	0	0	.250	0	0	0	0	1		
43 Fitts, Richard	7.36	0-0	1	1	0	0/0	0	3.2	7	3	3	0	3	0	0	1	.389	1	0	0	0	0		
20 Greenhill, Cody	7.36	0-1	3	0	0	0/0	0	3.2	8	5	3	1	4	2	1	0	.421	0	0	0	0	0		
18 Fuller, Brooks	7.71	0-1	2	2	0	0/0	0	4.2	7	6	4	4	4	1	0	1	.318	0	2	0	0	1		

33 Morrison, Will	0.00	0-0	3	0	0	0/0	0	3.0	2	0	0	3	2	0	0	0	.222	0	0	0	0	0		
36 Gray, Kyle	0.00	0-0	1	0	0	0/0	0	1.2	0	0	0	2	2	0	0	0	.000	1	1	0	0	0		
8 Horn, Bailey	0.00	1-0	2	0	0	0/0	0	1.2	0	0	0	1	0	0	0	0	.000	0	0	0	0	0		
31 Schilleci, Blake	10.12	0-0	2	0	0	0/0	0	2.2	3	3	3	1	1	2	0	0	.273	1	0	0	0	0		
29 Skipper, Carson	15.43	0-1	1	1	0	0/0	0	2.1	5	4	4	0	3	0	1	0	.455	0	1	0	0	0		
Totals	5.32	2-3	5	5	0	0/0	0	44.0	53	30	26	23	36	7	2	3	.301	5	5	0	1	2		
Opponents	7.53	3-2	5	5	0	0/0	2	43.0	58	37	36	23	33	13	1	3	.335	10	6	0	4	5		

Pickoffs - Team (2), Wade, G. 1, Fuller, B. 1. SBA/ATT - Scheffler, M (13-14), Wade, G. (3-4), Skipper, C. (1-2), Morrison, W. (2-2), Greenhill, C (2-2), Horn, B. (0-1), Owen, J. (1-1), Gray, K. (1-1), Fitts, R. (1-1), Watson, R. (1-1), Fuller, B. (0-1), Anderson, E. (1-1).

LAST 10 GAMES



**2019 Auburn Baseball
Overall Statistics for Auburn (as of May 08, 2019)
(Last 10 Sorted by Batting avg)**



Record: 4-6 Home: 3-3 Away: 1-3 SEC: 3-5

Player	avg	gp-gs	ab	r	h	2b	3b	hr	rbi	tb	slg%	bb	hp	so	gdp	ob%	sf	sh	sb-att	po	a	e	fld%
24 Davis, Conor	.395	10-10	43	8	17	2	0	2	9	25	.581	4	0	8	0	.447	0	0	0-0	2	0	0	1.000
6 Scheffler, Matt	.353	9-9	34	6	12	3	0	0	6	15	.441	5	0	3	0	.425	1	1	0-0	69	7	2	.974
17 Holland, Will	.353	10-10	34	10	12	3	0	3	7	24	.706	5	3	10	0	.476	0	0	0-0	20	30	1	.980
1 Ward, Judd	.317	10-10	41	8	13	3	0	0	5	16	.390	7	2	5	0	.440	0	2	2-3	18	1	0	1.000
9 Bliss, Ryan	.293	10-10	41	10	12	2	0	0	10	14	.341	6	0	8	2	.375	1	1	3-4	18	30	2	.960
41 Williams, Steven	.267	9-9	30	6	8	0	0	1	3	11	.367	6	1	7	0	.405	0	0	0-0	17	1	0	1.000
4 Woley, Rankin	.235	9-9	34	2	8	3	0	1	7	14	.412	3	1	6	1	.316	0	0	0-0	64	11	0	1.000
10 Julien, Edouard	.195	10-10	41	5	8	2	1	0	7	12	.293	5	2	18	0	.306	1	0	0-0	5	7	0	1.000
16 Howell, Kason	.188	9-9	32	3	6	2	0	0	3	8	.250	2	1	12	0	.250	1	1	0-0	19	1	0	1.000

19 Moore, Brody	.625	3-1	8	4	5	1	0	0	2	6	.750	0	0	1	0	.625	0	0	0-1	9	0	0	1.000
3 Warner, Devin	.600	2-1	5	1	3	0	0	0	3	3	.600	0	1	1	0	.667	0	0	0-0	1	0	0	1.000
11 Hall, Chase	.250	1-1	4	2	1	0	0	0	1	1	.250	0	1	2	1	.400	0	0	0-0	13	0	0	1.000
2 Lau, Everett	.200	2-1	5	2	1	1	0	0	1	2	.400	1	0	1	1	.333	0	0	0-0	0	0	0	.000
5 Eaton, Jarrett	.000	2-0	1	1	0	0	0	0	0	0	.000	0	0	1	0	.000	0	0	0-0	1	0	0	1.000
7 Johnson, Ed	.000	2-0	1	0	0	0	0	0	0	0	.000	0	0	1	0	.000	0	0	0-0	1	0	1	.500
Totals	.299	10	354	68	106	22	1	7	64	151	.427	44	12	84	5	.391	4	5	5-8	264	104	7	.981
Opponents	.306	10	353	59	108	17	3	11	54	164	.465	49	8	84	6	.400	3	3	18-24	266	95	9	.976

LOB - Team (85), Opp (93). DPs turned - Team (12), Opp (6).

(Last 10 Sorted by Earned run avg)

Player	era	w-l	app	gs	cg	sho	sv	ip	h	r	er	bb	so	2b	3b	hr	b/avg	wp	hp	bks	sfa	sha	
44 Owen, Jack	1.86	1-0	3	1	0	0/0	0	9.2	8	2	2	4	4	1	0	0	.229	0	1	0	1	0	
31 Schilleci, Blake	3.52	0-0	4	0	0	0/0	0	7.2	9	3	3	2	7	3	0	0	.300	1	0	0	0	0	
37 Watson, Ryan	4.70	0-0	5	1	0	0/0	0	7.2	8	4	4	6	8	0	0	1	.267	0	1	0	0	1	
14 Anderson, Elliott	6.00	0-0	4	0	0	0/0	0	12.0	16	10	8	6	14	2	0	2	.320	5	0	0	0	0	
18 Fuller, Brooks	6.75	0-1	3	3	0	0/0	0	9.1	12	9	7	6	10	1	0	3	.300	1	2	0	0	1	
32 Burns, Tanner	7.36	0-2	2	2	0	0/0	0	7.1	11	8	6	7	11	2	1	2	.379	1	1	0	1	1	

8 Horn, Bailey	0.00	1-0	3	0	0	0/0	0	2.2	1	0	0	1	3	1	0	0	.125	0	0	0	0	0	
36 Gray, Kyle	0.00	0-0	1	0	0	0/0	0	1.2	0	0	0	2	2	0	0	0	.000	1	1	0	0	0	
33 Morrison, Will	1.35	0-0	6	0	0	0/0	0	6.2	7	1	1	4	4	1	0	0	.304	1	1	0	1	0	
40 Wade, Garrett	2.08	0-0	4	0	0	0/0	0	4.1	2	1	1	2	5	0	0	0	.143	0	0	0	0	0	
23 Glavine, Peyton	5.40	1-0	2	0	0	0/0	0	1.2	2	1	1	3	2	0	0	0	.286	0	0	0	0	0	
20 Greenhill, Cody	6.75	1-1	4	0	0	0/0	0	6.2	11	7	5	1	4	3	1	1	.367	0	0	0	0	0	
43 Fitts, Richard	10.50	0-1	2	2	0	0/0	0	6.0	13	7	7	1	6	2	0	2	.419	3	0	0	0	0	
29 Skipper, Carson	11.57	0-1	3	1	0	0/0	0	4.2	8	6	6	4	4	1	1	0	.381	0	1	1	0	0	
Totals	5.22	4-6	10	10	0	0/0	0	88.0	108	59	51	49	84	17	3	11	.306	13	8	1	3	3	
Opponents	6.50	6-4	10	10	0	0/0	5	88.2	106	68	64	44	84	22	1	7	.299	12	12	1	4	5	

PB - Team (1), Scheffler, M 1, Opp (1). Pickoffs - Team (3), Fuller, B. 1, Wade, G. 1, Anderson, E. 1. SBA/ATT - Scheffler, M (18-20), Anderson, E. (3-4), Wade, G. (3-4), Skipper, C. (2-3), Greenhill, C (2-2), Morrison, W. (2-2), Burns, T. (1-2), Fuller, B. (1-2), Gray, K. (1-1), Watson, R. (1-1), Owen, J. (1-1), Fitts, R. (1-1), Horn, B. (0-1).

GAMES SUMMARY



**2019 Auburn Baseball
Games Summary for Auburn (as of May 08, 2019)
(All games)**



Score by innings	1	2	3	4	5	6	7	8	9	EX	Total
Auburn	30	32	38	25	36	27	36	52	10	5	291
Opponents	34	35	24	29	24	22	21	36	6	8	239

Record when ...

Overall	29-19	After 6 leading	23-1
Conference	12-12 trailing	2-16
Non-Conference	17-7 tied	4-2
Home games	20-8	After 7 leading	25-1
Away games	9-10 trailing	1-15
Neutral site	0-1 tied	3-3
Day games	16-7	After 8 leading	29-1
Night games	13-12 trailing	0-17
vs Left starter	6-5 tied	0-1
vs Right starter	23-14		
1-Run games	3-1	Hit 0 home runs	14-13
2-Run games	5-3	... 1 home run	9-4
5+Run games	13-8	... 2+ home runs	6-2
Extra innings	2-2		
Shutouts	7-3	Opponent 0 home runs	18-8
	 1 home run	5-7
	 2+ HRs	6-4
Scoring 0-2 runs	2-7		
..... 3-5 runs	9-6		
..... 6-9 runs	10-5	Made 0 errors	13-5
..... 10+ runs	8-1 1 error	7-7
	 2+ errors	9-7
Opponent 0-2 runs	16-0		
..... 3-5 runs	10-5	Opp. made 0 errors	8-7
..... 6-9 runs	3-9 1 error	10-6
..... 10+ runs	0-5 2+ errors	11-6
Scored in 1st inning	11-3		
Opp. scored in 1st	11-8	Out-hit opponent	18-3
Scores first	13-6	Out-hit by opponent	6-14
Opp. scores first	16-13	Hits are tied	5-2

Record when team scores:

Runs	0	1	2	3	4	5	6	7	8	9	10+
W-L	0-3	0-2	2-2	0-3	3-1	6-2	5-5	3-0	1-0	1-0	8-1

Record when opponent scores:

Runs	0	1	2	3	4	5	6	7	8	9	10+
W-L	7-0	3-0	6-0	4-0	1-3	5-2	0-3	1-2	0-1	2-3	0-5

Record when leading after:

Inn.	1	2	3	4	5	6	7	8
W-L	8-2	12-3	15-5	18-2	20-2	23-1	25-1	29-1

Record when trailing after:

Inn.	1	2	3	4	5	6	7	8
W-L	7-8	10-11	9-13	6-16	4-15	2-16	1-15	0-17

Record when tied after:

Inn.	1	2	3	4	5	6	7	8
W-L	14-9	7-5	5-1	5-1	5-2	4-2	3-3	0-1

Current losing streak: 1
 Longest winning streak: 15
 Longest losing streak: 4

Home attendance : 92511 (28 dates avg = 3303)
 Away attendance : 105010 (20 dates avg = 5250)
 Total attendance: 197521 (48 dates avg = 4115)

TV/RADIO ROSTER



1 JUDD WARD



2 EVERETT LAU




3 DEVIN WARNER




4 RANKIN WOLEY



5 JARRETT EATON



6 MATT SCHEFFLER



7 ED JOHNSON



8 BAILEY HORN



9 RYAN BLISS



10 EDOUARD JULIEN



11 CHASE HALL



12 RYAN HOERTER



13 DAVIS DANIEL



14 ELLIOT ANDERSON



16 KASON HOWELL




17 WILL HOLLAND



18 BROOKS FULLER



19 BRODY MOORE



20 CODY GREENHILL



21 JACKSON HENDERSON



22 FORD LUTTRELL



23 PEYTON GLAVINE




24 CONOR DAVIS




25 DAWSON SWEATT



26 TROY BEARDEN



29 CARSON SKIPPER



31 BLAKE SCHILLECI



32 TANNER BURNS



33 WILL MORRISON



36 KYLE GRAY



37 RYAN WATSON




38 BRETT OLSON




40 GARRETT WADE



41 STEVEN WILLIAMS



43 RICHARD FITTS



44 JACK OWEN



30 BUTCH THOMPSON



35 KARL NONEMAKER



39 GABE GROSS



34 STEVE SMITH