



2019 COASTAL CAROLINA BASEBALL

2016 NCAA College World Series Champions • 17 NCAA Regional Appearances
18 Conference Regular-Season Championships • 16 Conference Tournament Titles
Athletic Media Relations: Kevin Davis • Cell: 704-974-9095 • Email: kdavis6@coastal.edu

CHANTICLEERS BY THE NUMBERS

Overall Record	35-24-1
Sun Belt Record	15-13-0
at Springs Brooks Stadium	24-12-0
Road Games	10-11-0
Neutral Site Games	1-1-1
Streak	W5
Last 10 Games	7-3

2019 SCHEDULE

FEBRUARY		7-2-0
15 Fri.	VCU †	W, 10-8
16 Sat.	Maryland †	W, 7-2
17 Sun.	Campbell †	W, 11-2
19 Tue.	at UNC Wilmington	W, 10-5
22 Fri.	Michigan State † ¹	W, 13-0
22 Fri.	Michigan State † ²	W, 12-5
23 Sat.	Kent State *	W, 8-2
24 Sun.	#21 NC State *	L, 6-7 (11)
27 Wed.	at College of Charleston	L, 5-8
MARCH		13-6-1
1 Fri.	#25 Illinois *	W, 11-3
2 Sat.	UConn *	W, 10-7
3 Sun.	Indiana *	W, 6-5
5 Tue.	Wake Forest	W, 10-9 (12)
6 Wed.	Wake Forest	W, 14-8
8 Fri.	vs. San Diego ^	L, 5-8 (8)
9 Sat.	vs. Washington ^	W, 5-2
10 Sun.	vs. #1 Oregon State ^	T, 4-4 (11)
13 Wed.	at #18 Clemson	L, 5-8
15 Fri.	at ULM *	W, 13-3
16 Sat.	at ULM *	W, 14-2
17 Sun.	at ULM *	W, 15-7
22 Fri.	Troy *	W, 4-2
23 Sat.	Troy *	W, 9-7
24 Sun.	Troy *	L, 8-10
26 Tue.	at UNC Wilmington	L, 4-5
27 Wed.	UNC Wilmington	W, 9-2
29 Fri.	Arkansas State *	L, 2-4
30 Sat.	Arkansas State † ¹ *	W, 6-0
30 Sat.	Arkansas State † ² *	L, 3-7
APRIL		6-10-0
2 Tue.	at Illinois	L, 2-4
3 Wed.	at Illinois	L, 1-4
6 Sat.	at South Alabama † ¹ *	W, 9-4
6 Sat.	at South Alabama † ² *	L, 4-8
7 Sun.	at South Alabama *	W, 14-5
10 Wed.	at #2 NC State	W, 7-6
12 Fri.	at Little Rock † ¹ *	L, 5-8
12 Fri.	at Little Rock † ² *	L, 0-14
14 Sun.	at Little Rock	Canceled
16 Tues.	College of Charleston	L, 6-13
18 Thur.	Georgia Southern *	L, 2-9
20 Fri.	Georgia Southern † ¹ *	W, 9-7
20 Sat.	Georgia Southern † ² *	L, 12-13
23 Tue.	at #15 North Carolina	L, 1-6
26 Fri.	at Georgia State *	W, 27-2
27 Sat.	at Georgia State *	W, 6-5 (10)
28 Sun.	at Georgia State *	L, 11-15
MAY		9-6-0
3 Fri.	Louisiana *	L, 0-10
4 Sat.	Louisiana *	L, 7-9
5 Sun.	Louisiana *	W, 11-9
10 Fri.	at UT Arlington *	W, 8-6 (11)
11 Sat.	at UT Arlington *	Canceled
12 Sun.	at UT Arlington *	L, 3-6
14 Tues.	Clemson	L, 3-14
16 Thur.	Appalachian State *	W, 19-3
17 Fri.	Appalachian State *	L, 6-18
18 Sat.	Appalachian State *	W, 9-6
22 Wed.	No. 4 UTA	L, 8-9 (10)
23 Thur.	No. 1 Texas State	W, 13-4
24 Fri.	No. 4 UTA	W, 14-13 (10)
25 Sat.	No. 10 ULM	W, 26-10
25 Sat.	No. 10 ULM	W, 10-6
26 Sun.	No. 2 Georgia Southern	W, 9-7
31 Fri.	vs. No. 2 Auburn #	12 p.m. ET
JUNE		
1 Sat.	TBD #	TBD

BOLD - Home Games
* - Sun Belt Conference Game
& - CCU Baseball Tournament
- NCAA Atlanta Regional
† - Brittain Resorts Invitational
+ - Brittain Resorts Baseball at the Beach
^ - Seattle Baseball Showcase

2019 NCAA ATLANTA REGIONAL

May 31-June 2 • Russ Chandler Stadium • Atlanta, Ga.



NO. 3 GEORGIA TECH
(41-17, 19-11 ACC)

Head Coach: Danny Hall
Career Record: 1,268-666-1 (32nd)
Record at GT: 1,060-549-1 (26th)



AUBURN
(33-25, 14-16 SEC)

Head Coach: Butch Thompson
Career Record: 175-119 (5th)
Record at Auburn: 136-107 (4th)



COASTAL CAROLINA
(35-24-1, 15-13 SUN BELT)

Head Coach: Gary Gilmore
Career Record: 1,215-602-4 (30th)
Record at Coastal: 962-500-2 (24th)



FLORIDA A&M
(27-32, 14-10 MEAC)

Head Coach: Jamey Shoupp
Career Record: 154-162 (6th)
Record at Florida A&M: 154-162 (6th)



Live Stats

GeorgiaTech.statbroadcast.com
Coastal.statbroadcast.com



105.5 HANK FM/1450 AM (Friday)
WRNN 99.5 FM (Saturday)

https://portal.stretchinternet.com/coastal/

COASTAL CAROLINA LEAD-OFF NOTES

1

The Chants will play Auburn for the first time in the two programs history in the first game of the NCAA Atlanta Regional on Friday, May 31. CCU has not played the FAMU Rattlers either and is 7-18 all-time versus Georgia Tech, including going 1-2 in NCAA Regional play versus the Yellow Jackets.

2

This weekend's NCAA Atlanta Regional marks the second time that Coastal Carolina has played in Atlanta and Russ Chandler Stadium for a regional. CCU played in the 2002 NCAA Atlanta Regional with Georgia Tech, Georgia and Louisville.

3

Over the last five games, which were five-straight wins en route to the title at the 2019 Sun Belt Championship Tournament, Coastal hit a total of 18 home runs, an average of 3.6 home runs per game in those victories. That set a new Sun Belt Tournament team record for the most home runs by a team in the postseason conference tournament.

4

For different Chants have driven in over 50 RBIs this season led by the Sun Belt RBIs leader in **Zach Biermann** with 76. **Kieton Rivers** (64), **Parker Chavers** (52) and **Kyle Skeels** (52) all have 50 or more RBIs on the year.

5

Coastal won five-straight games to win the 2019 Sun Belt Baseball Championship last weekend to earn the automatic bid from the Sun Belt Conference. Coastal outscored its foes 72-40 over those five victories, which is the longest winning streak for the Chants since the middle of March.

6

The magic number for CCU this season is six - as in six runs. Coastal is 33-8 overall on the year when scoring six runs or more in a game and just 2-16-1 when scoring less than six runs. When holding its opponents to six runs or less, the Chants are 20-4-1, yet are only 15-20 when allowing six runs or more.

7

The seventh inning has been huge for the Chants this season, as Coastal has scored a total of 68 runs in the seventh inning this season, the most of any inning on the year. CCU has posted a "big inning" in the seventh inning a season-best six times this year.

8

Coastal has had eight different pitchers make a start on the mound for them this season in **Austin Kitchen** (13), **Anthony Veneziano** (13), **Zach McCambley** (11), **Garrett McDaniels** (8), **Nick Parker** (7), **Scott Kobos** (4), **Matt Eardensohn** (3) and **Bobby Holmes** (1).

9

Coastal Carolina's pitching staff is averaging 9.2 strikeouts per nine innings this season, which ranks first in the Sun Belt and 36th nationally. Coastal also leads the Sun Belt with 552 strikeouts overall on the year and has nine pitchers that have more strikeouts than innings pitched this season.

10

The Chants have scored 10 runs or more in 22 different games this season, including five times in their last nine games. CCU is 20-2 this season when scoring double-digit runs for the contest.

QUICK FACTS

GENERAL INFORMATION

Name: Coastal Carolina University
 *Coastal or CCU
Location: Conway, S.C. 29526
Founded: 1954
Enrollment: 10,641
Nickname: Chanticleers
Pronunciation of Nickname: SHON-ti-cleers
School Colors: Teal, Bronze and Black
Stadium: Springs Brooks Stadium / Vrooman Field
Capacity: 5,400
Affiliation: NCAA Division 1
Conference: Sun Belt Conference
Athletic Department Phone: 843-349-2820
Ticket Office Phone: 843-347-8499
Athletics Website: www.GoCCUSports.com
University Website: www.coastal.edu

BASEBALL STAFF (up to date records)

Head Coach Gary Gilmore (24th season; 30th overall)
 Alma Mater: Coastal Carolina, 1980
 Overall Record: 1,215-602-4
 At Coastal Carolina: 962-500-2

Assoc. HC Coach/Recruiting Kevin Schnall (16th season)
 Alma Mater: Coastal Carolina, 2001

Assist. Coach/Pitching Drew Thomas (13th season)
 Alma Mater: Illinois State, 1998

Volunteer Assist. Coach Matt Schilling (7th season)
 Alma Mater: Coastal Carolina, 1994

Director of Operations Chad Oxendine (3rd season)
 Alma Mater: Coastal Carolina, 2004

Strength & Conditioning Nick White (4th season)

Associate Athletic Trainer Barry Lippman (12th season)

Video Coordinator Tucker Frawley (1st season)

HISTORICAL INFORMATION

Regular-Season Conference Championships 18
 1988, 1989, 1990, 1991, 1992, 1993, 1999, 2002, 2005,
 2007, 2008, 2009, 2010, 2011, 2012, 2016, 2017, 2018

Conference Tournament Championships 16
 1986, 1991, 1992, 2001, 2002, 2003, 2004, 2007,
 2008, 2009, 2010, 2011, 2012, 2016, 2018

NCAA Tournament Appearances 16
 1991, 2001, 2002, 2003, 2004, 2005, 2007, 2008,
 2009, 2010, 2011, 2012, 2013, 2015, 2016, 2018, 2019

NCAA Tournament Record (Overall) 30-34 (.469)

NCAA Super Regional Appearances 3
 2008, 2010, 2016

College World Series Appearances 1
 2016 National Champions

College World Series Record 6-2 (.750)

STADIUM INFORMATION

Name: Springs Brooks Stadium
Field: Vrooman Field
Year Opened: 2015
Capacity: 5,400
Playing Surface: Natural Grass
Foul Territory/Home Plate: Astro Turf
Field Dimensions: 320-365-390-365-320
Wall Height: 10 feet; Batter's Eye 20 feet

2019 TEAM INFORMATION

Lettermen (R/L) 21/10
Starting Position Players (R/L) 6/4
Starting Pitchers (R/L) 2/2
Newcomers 15

CHANTS IN THE POLLS

WEEK	BA	CB	USA	NCBWA	D1	PG
Preseason	23	12	22	22	21	25
Feb. 18	23	10	N/A	19	21	25
Feb. 25	21	11	N/A	19	20	25
March 4	19	12	16	17	17	21
March 11	19	11	16	16	16	19
March 18	19	11	16	18	17	19
March 25	20	10	14	14	12	18
April 1	25	18	20	22	19	23
April 8	-	25	25	26	25	24
April 15	-	-	rv	rv	-	-
April 22	-	-	rv	rv	-	-
April 29	-	-	-	rv	-	-
May 6	-	-	-	-	-	-
May 13	-	-	-	-	-	-
May 20	-	-	-	rv	-	-
May 27	-	-	-	rv	-	-
June 3						
June 10						

BA = Baseball America, CB = Collegiate Baseball, USA = USA Today,
 NCBWA = NCBWA, D1 = D1Baseball.com, PG = Perfect Game
 rv = receiving votes

STATS COMPARISONS



	COASTAL		OPPONENTS
Record	35-24-1		24-35-1
Batting Average	.309	◀	.277
Slugging Percentage	.506	◀	.406
Runs Per Game	8.4	◀	6.6
Hits Per Game	11.0	◀	9.9
Doubles	124	◀	73
Triples	19	◀	6
Home Runs	87	◀	63
RBI's	470	◀	357
Stolen Bases/Attempts	78/92	◀	54/79
ERA	5.55	◀	7.39
K's Per 9.0	9.2	◀	8.5
BB's Per 9.0	4.4	◀	5.7
Opponent Batting Average	.277	◀	.309
Fielding Percentage	.962	▶	.964

COASTAL CAROLINA'S ALL-TIME NCAA TOURNAMENT RECORD: 30-34 (.469)

Regionals: 22-28 (.440) 16 appearances

Super Regionals: 2-4 (.333); 3 appearances

College World Series: 6-2 (.750); 1 appearance (2016)

NCAA RECORDS BY VENUE

	Regional	Supers	CWS	Overall	Last
Alex Box Stadium, Baton Rouge, La.	--	2-0	--	2-0	2016
Blue Bell Park, College Station, Texas	1-2	--	--	1-2	2015
Boshamer Stadium, Chapel Hill, N.C.	1-2	--	--	1-2	2009
Charles Watson Stadium, Conway, S.C.	3-0	--	--	3-0	2008
Dick Howser Stadium, Tallahassee, Fla.	0-2	--	--	0-2	1991
Doak Field, Raleigh, N.C.	3-1	--	--	3-1	2016
Doug Kingsmore Stadium, Clemson, S.C.	1-2	--	--	1-2	2011
English Field, Blacksburg, Va.	0-2	--	--	0-2	2013
Foley Field, Athens, Ga.	2-2	--	--	2-2	2001
Founders Park, Columbia, S.C.	1-2	--	--	1-2	2012
Haymarket Park, Lincoln, Neb.	0-2	--	--	0-2	2003
Packard Stadium, Tempe, Ariz.	2-2	--	--	2-2	2005
Russ Chandler Stadium, Atlanta, Ga.	1-2	--	--	1-2	2002
Sarge Frye Field, Columbia, S.C.	0-2	--	--	0-2	2004
Springs Brooks Stadium, Conway, S.C.	1-2	--	--	1-2	2018
TD Ameritrade Park Omaha, Omaha, Neb.	--	--	6-2	6-2	2016
TicketReturn.com Field, Myrtle Beach, S.C.*	6-3	0-2	--	6-5	2010
USA Baseball National Training Complex, Cary, N.C.	--	0-2	--	0-2	2008
Totals	22-28	2-4	6-2	30-34	2018

* was named Coastal Federal Field (2007) and BB&T Coastal Field (2010)



REGIONAL/SUPER REGIONAL PLAY

Opponent	Record	Last Mtg
Alabama	1-0	2008
Arizona State	0-2	2005
California	0-1	2015
Clemson	0-5	2012
College of Charleston	2-1	2010
Columbia	1-0	2008
Connecticut (UConn)	1-2	2018
East Carolina	1-0	2008
Eastern Michigan	0-1	2003
Florida State	0-1	1991
Georgia	0-3	2002
Georgia Southern	1-0	2001
Georgia Tech	1-2	2002
Kansas	1-1	2009
LIU Brooklyn	1-0	2018
LSU	2-0	2016
Louisville	1-0	2002
Manhattan	1-0	2012
Missouri State	0-1	2003
North Carolina	0-4	2009
NC State	2-1	2016
Oklahoma	0-1	2013
South Carolina	0-2	2010
Saint Mary's	1-0	2016
St. John's	1-0	2007
Stony Brook	2-0	2010
Texas A&M	0-1	2015
Texas Southern	1-0	2015
The Citadel	0-1	2004
UNLV	2-0	2005
VCU	1-0	2007
Virginia Tech	0-1	2013
Washington	0-1	2018
OVERALL REG./SR RECORD	24-32	

COLLEGE WORLD SERIES

Opponent	Record	Last Mtg
Arizona	2-1	2016
Florida	1-0	2016
TCU	2-1	2016
Texas Tech	1-0	2016
OVERALL CWS RECORD	6-2	

NAIA WORLD SERIES

Opponent	Record	Last Mtg
Anderson (Ind.)	1-0	1984
Azusa Pacific (Calif.)	0-1	1984
Birmingham-Southern	1-0	1982
Dallas Baptist	1-0	1984
Kansas Newman	0-1	1983
Lewis (Ill.)	0-1	1980
Lewis-Clark State (Idaho)	0-2	1982
Liberty Baptist (Va.)	1-0	1983
Lipscomb	1-0	1980
Lubbock Christian (Texas)	0-1	1983
Point Park (Pa.)	1-1	1980
Southwestern (Texas)	0-1	1984
St. Francis (Ill.)	0-1	1978
St. Xavier (Ill.)	0-1	1982
OVERALL NAIA WS RECORD	6-10	



COASTAL CAROLINA VERSUS THE NCAA ATLANTA REGIONAL FIELD



NO. 3 GEORGIA TECH (41-17, 19-11 ACC)

**Overall vs.
Georgia Tech**
7-18

at Coastal: 1-1
at GT: 5-16
Neutral Site: 1-1

**Overall vs. GT
in NCAA Regionals**
1-2

**Streak vs.
Georgia Tech**
L3

All-time meetings

5/1/16 - L, 2-4 (7)
4/30/16 - L, 8-9
4/29/16 - L, 1-9
2/21/15 - W, 7-5
5/5/13 - W, 12-8
5/3/13 - W, 7-4
5/3/13 - L, 2-4
5/4/08 - L, 4-11
5/3/08 - W, 10-9
5/2/08 - L, 6-10
5/10/05 - W, 7-6
5/31/02 - L, 0-6
2/22/02 - L, 1-2
5/25/01 - W, 5-3
4/2/95 - L, 6-7
4/1/95 - L, 5-10
3/31/95 - L, 0-12
2/14/93 - L, 1-4
2/13/93 - L, 4-8
2/12/93 - L, 1-12
5/25/91 - L, 7-11
2/11/90 - L, 5-12
2/10/90 - L, 2-10
2/9/90 - L, 6-8
4/9/78 - W, 9-8

REGIONAL HISTORY

- Coastal Carolina is 1-2 versus the Georgia Tech Yellow Jackets in NCAA Regional play overall.
- CCU lost to the Jackets 11-7 in 1978 at the NCAA Atlantic Regional hosted by Florida State in Tallahassee, Fla.
- The Chants then defeated No. 15 Georgia Tech 5-3 in the first game of the 2001 NCAA Georgia Regional hosted by Georgia in Athens, Ga.
- GT defeated Coastal 6-0 one year later in the 2002 NCAA Atlanta Regional hosted by Georgia Tech.

#CCUINTEATL

- This weekend's regional marks the second time that the Coastal Carolina Chanticleers have played in an NCAA Regional in Atlanta, Ga., as the Chants were the No. 4 seed in the 2002 Atlanta Regional.
- Coastal lost to the No. 1-seeded Georgia Tech Yellow Jackets 6-0 in the first game, bounced back to defeat the No. 3 Louisville Cardinals 9-1 in game two but then fell to No. 2 Georgia 9-7 at the 2002 regional.

LAST TIME COASTAL PLAYED AT RUSS CHANDLER STADIUM

- The last time Coastal Carolina played at Russ Chandler Stadium was in 2016, as the No. 25-nationally ranked Jackets swept Coastal 9-1, 9-8 and 4-2 (7) in the three-game non-conference series.
- However, after the series current redshirt senior Bobby Holmes picked up Rafiki, a stuffed monkey, and as they say the rest is history. CCU went on to finish the season at 24-4, including winning 12-straight games, win the NCAA Raleigh Regional, sweep LSU in the NCAA Baton Rouge Super Regional and then defeat Florida, Texas Tech, TCU and Arizona en route to winning the 2016 College World Series and becoming National Champions.

HALL OF FAME COACHES

- Coastal Carolina's head coach Gary Gilmore and Georgia Tech's head coach Danny Hall are two of the winningest collegiate baseball head coaches in NCAA history.
- CCU's Gilmore is seventh all-time among all NCAA Division I active coaches with 1,215 career wins, while GT's Hall ranks sixth with 1,268 career wins.
- With his 1,268 career wins, Hall is 20th all-time among all NCAA Division I wins leaders, while Gilmore is 25th all-time with his 1,215 career victories.

COASTAL VERSUS THE ACC IN 2019

- Coastal's challenging 2019 schedule included seven games versus the Atlantic Coast Conference (ACC) this season.
- The Chants went 3-4 versus the ACC this season, as CCU went 2-0 versus Wake Forest, 1-1 versus NC State, 0-1 at North Carolina and 0-2 versus in-state foe Clemson.



AUBURN (33-25, 14-16 SEC)

**Overall vs.
Auburn**
0-0

at Coastal: 0-0
at Auburn: 0-0
Neutral Site: 0-0

All-time meetings
N/A

SURPRISING ISN'T IT

- Coastal Carolina has never played Auburn in baseball in the two program's history.
- Despite being in the Southeast region, the Chanticleers have never faced the Auburn Tigers on the diamond in the two teams' illustrious history.
- Versus the SEC, Coastal is 18-26 all-time - Alabama (1-0), Arkansas (2-1), Florida (1-1), Georgia (0-3), Kentucky (4-3), LSU (2-0), South Carolina (6-14), Tennessee (2-3), and Texas A&M (0-1).

CHANTS VERSUS SEC IN NCAA

- Coastal has not fared well versus the SEC in NCAA Regional play, as CCU is just 1-3 versus SEC foes in regional action.
- The Chants lone win came over Alabama by a score of 13-10 at the 2008 NCAA Conway Regional.
- The other matchups against in the SEC have come in 2001 versus Georgia (0-2) and in 2015 at Texas A&M (0-1).
- However, Coastal is 2-2 in Super Regionals versus the SEC having gone 0-2 versus South Carolina in 2010 and 2-0 at LSU in 2016, and 1-0 against the SEC at the College World Series with a 2-1 win over No. 1 Florida in 2016.



FLORIDA A&M (27-32, 14-10 MEAC)

**Overall vs.
Florida A&M**
0-0

at Coastal: 0-0
at FAMU: 0-0
Neutral Site: 0-0

All-time meetings
N/A

FIRST TIME FOR EVERYTHING

- Coastal Carolina has never played Florida A&M on the baseball diamond.
- In fact, CCU has only played five teams from the MEAC in Bethune-Cookman (1-0), Delaware State (5-0), Howard (1-0), North Carolina A&T (2-0) and Savannah State (6-1), and is a combined 15-1 versus its MEAC foes.

SEEN SHOUPPE BEFORE

- Florida A&M head coach Jamey Shouppe is in his sixth season at the helm of the Rattlers baseball program having been named the head coach prior to the 2014 season.
- While Coastal has never played FAMU before, the Chants have played against Coach Shouppe as he was an assistant coach at Florida State from 1990-2011.
- Over his 21 years at FSU, the Chants played the Seminoles 11 times with all 11 meetings coming at Florida State in Tallahassee, Fla. CCU was 0-10 during that span, which included a 6-0 loss at the 1991 NCAA Atlantic Regional hosted by Florida State.



14

GARY GILMORE

HEAD COACH
30TH SEASON AS A HEAD COACH
24TH SEASON AT COASTAL
(COASTAL CAROLINA, 1980)

Overall: 1,215-602-4
at Coastal: 962-500-2

Career Highlights:

- Ferrum College Alumni-Sports Hall of Fame inductee (2015)
- USC Aiken Athletics Hall of Fame member (2014)
- Inducted into the Salem-Roanoke Baseball Hall of Fame (2010)
- 2016 National Coach of the Year (ABCA, NCBWA, *Collegiate Baseball*, D1Baseball, HERO Sports, *Perfect Game/Rawlings*)
- Two-time ABCA Atlantic Region Coach of the Year
- Nine-time Big South Coach of the Year
- 2018 Sun Belt Coach of the Year
- 1993 ABCA/NCAA Division II and NCAA DII South Atlantic Region Coach of the Year

at Coastal Carolina (1996-present)

- 2016 NCAA Division I National Champion
- 15 NCAA Division I Regional appearances
- Advanced to three NCAA Division I Super Regionals
- Won 10 Big South regular season titles
- Won 11 Big South championship tournament titles
- Won two Sun Belt regular season titles
- Won one Sun Belt tournament title
- Has recorded the eighth-most wins in the NCAA since 2000 with 806 victories

at USC Aiken (1990-95)

- Advanced to the NCAA Division II College World Series (1993)
- Two NCAA Division II tourney appearances
- Won one Peach Belt regular-season title
- Won two Peach Belt tournament titles

Players Awards and Honors:

- Andrew Beckwith was named the 2016 Gregg Olson Award winner
- Andrew Beckwith was named the nation's 2016 Male Athlete of the Year by the Touchdown Club of Columbus
- Eleven Chants have either been a finalist or semifinalist for a National Player of the Year Award
- Coached 34 players to a total of 73 All-American honors
- Coached 12 Freshman All-Americans
- Coached 24 players to a total of 27 all-region/all-district honors - 2010 NCBWA District IV Player of the Year Anthony Meo
- Andrew Beckwith was voted the 2016 Big South Howard Bagwell Male Athlete of the Year
- Coached the Conference Player of the Year 11 times
- Since 2007, coached the Conference Pitcher of the Year six times
- Coached the Conference Rookie/Freshman of the Year four times
- Mentored 29 all-conference award winners
- Coached the 2010 and 2012 Big South Male Scholar-Athletes of the Year
- Tutored four Big South Baseball Scholar-Athletes of the Year
- Coached first-team Academic All-Americans Austin Fleet (2010), Tucker Frawley (2012) and Justin Creel (2013) as well as eight players who have earned a total of 12 Academic All-District honors
- CCU set school and Big South records by winning 55 games in both 2010 and 2016. The 55 wins also led the NCAA both times as did the Chanticleers' .846 winning percentage (55-10) in 2010
- CCU led the NCAA in home runs (96) and runs scored (516) in 2016
- Has had 78 players drafted overall and 107 players sign professional contracts

TOP-10 WINNINGEST ACTIVE COACHES

(ENTERING THE 2019 SEASON)

COACH	WINS
1. Mike Martin (Florida State)	1,987
2. Mike Fox (North Carolina)	1,429
3. Paul Maineri (LSU)	1,415
4. John Anderson (Minnesota)	1,288
5. Keith Guttin (Missouri State)	1,259
6. Danny Hall (Georgia Tech)	1,227
7. Gary Gilmore (Coastal)	1,180
8. Tony Robichaux (Louisiana)	1,149
9. Mike Sansing (Kennesaw State)	1,092
10. Elliott Avent (NC State)	1,057

NCAA DIVISION I ALL-TIME WINS LEADERS

(ENTERING THE 2019 SEASON)

No.	Name (current school)	Yrs	Wins
1.	Mike Martin (Florida State) *	39	1,987
2.	Augie Garrido	48	1,975
3.	Gene Stephenson	36	1,768
4.	Mark Marquess	40	1,627
5.	Jim Morris	37	1,594
6.	Larry Hayes	38	1,508
7.	Chuck Hartman	47	1,444
8.	Mike Fox (North Carolina) *	35	1,429
9.	Cliff Gustafson	29	1,427
10.	Paul Maineri (LSU) *	36	1,415
11.	Ron Polk	35	1,373
12.	Jim Gilligan	40	1,353
13.	Rod Dedeaux	44	1,342
14.	Jack Leggett	36	1,332
15.	Larry Cochell	39	1,331
16.	Pete Dunn	37	1,312
17.	Bob Bennett	34	1,300
18.	John Anderson (Minnesota) *	37	1,288
19.	Ron Fraser	30	1,267
20.	Keith Guttin (Missouri State) *	36	1,259
21.	Jack Stallings	39	1,255
22.	Richard Jones	39	1,242
23.	Jim Dietz	31	1,230
24.	Danny Hall (Georgia Tech) *	31	1,227
25.	Jay Bergman	32	1,210
26.	Al Ogletree	40	1,208
27.	GARY GILMORE (COASTAL) *	29	1,180
28.	Andy Lopez	33	1,177
29.	Wayne Graham	27	1,173
30.	Gary Adams	35	1,172
31.	Norm DeBriyn	33	1,161
	Bill Wilhelm	36	1,161
33.	Chuck Brayton	33	1,158
34.	Mike Gillespie	31	1,156
35.	Tony Robichaux (Louisiana) *	32	1,149

* active in 2019



SUN BELT™

2019 SUN BELT STANDINGS

EAST	Sun Belt Games			All Games		
	W	L	T PCT.	W	L	T PCT.
Georgia Southern	18	12	0 .600	35	24	0 .593
Coastal	15	13	0 .536	35	24	1 .592
Troy	16	14	0 .533	31	29	0 .517
South Alabama	16	14	0 .533	30	26	0 .539
App State	13	16	0 .448	22	31	0 .415
Georgia State	6	24	0 .200	15	41	0 .268

WEST	Sun Belt Games			All Games		
	W	L	T PCT.	W	L	T PCT.
Texas State	20	10	0 .667	36	20	0 .643
Little Rock	18	11	0 .621	29	28	0 .509
UT Arlington	17	12	0 .586	32	26	0 .552
Louisiana	15	15	0 .500	28	31	0 .475
ULM	12	17	0 .414	27	31	0 .466
Arkansas State	11	19	0 .367	26	29	0 .473

Games Through Thursday, May 30

2019 SUN BELT PRESEASON POLL

EAST DIVISION	POINTS
1. Coastal Carolina (12)	72
2. South Alabama	52
3. Troy	48
4. Georgia Southern	43
5. Georgia State	24
6. Appalachian State	13
<i>(first-place votes)</i>	

WEST DIVISION	POINTS
1. Louisiana (11)	71
2. Texas State	55
3. Little Rock (1)	48
4. UTA	36
5. Arkansas State	24
6. ULM	18
<i>(first-place votes)</i>	

WHAT IS A CHANTICLEER?

A Chanticleer (SHON-ti-cleer) gives Coastal Carolina University one of the most unique nicknames in all of sports. Chanticleer comes from Chaucer's *Canterbury Tales* and came to the University when it was a member of the University of South Carolina system. A Chanticleer is a rooster who rules the barnyard with cunning and wit. His competitiveness never wanes as he battles to the end, using his brains to come out on top every time.

PATH TO NCAA ATLANTA REGIONAL

FIVE WINS IN A ROW

- Coastal Carolina had to win five games in a row to win the 2019 Sun Belt Championship Tournament last week at Springs Brooks Stadium in Conway, S.C.
- As the No. 5 seed, the Chants fell in their tournament opener to No. 4 UT Arlington 9-8 in 10 innings in which Coastal gave up five runs in the eighth, two runs in the ninth and the game-winning run in the bottom of the 10th inning.
- Coastal's trek through the loser's bracket began with a 13-4 victory over the No. 1 Texas State Bobcats, as the Chants hit a season-high five home runs and scored six runs in their final two at-bats to eliminate the top seed.
- Playing UTA for a second time in three days, the Chants erased an 8-3 lead with a six-run seventh, yet squandered the lead by allowing a game-tying grand slam in the top of the ninth to the Mavs to send the game into extra innings. This time CCU got a walk-off solo home run from **Zach Biermann**, his third home run of the game, in the bottom of the 10th to survive and advance with a 14-13 extra-inning win.
- On Semifinals Saturday, the Chants needed two wins to move on to the championship game and they did just that. Coastal scored a Sun Belt Tournament record 26 runs, highlighted by five home runs, to defeat No. 10 ULM 26-10. CCU erased a 9-5 deficit by scoring 21 runs over the last four innings of the contest, including posting a nine-run eighth inning.
- Coastal Carolina carried over the offensive outburst into the second game of the day versus the Warhawks, scoring nine runs over the first three innings and not looking back in a 10-6 win to move on to the championship title game versus No. 2 Georgia Southern. The Chants' pitching staff struck out 15 batters and walked just one in the nine-inning contest.
- In the championship game, CCU fell behind 6-0 to Georgia Southern after just two innings of play but scored nine runs over the fourth, fifth, sixth and seventh innings, including scoring the final eight runs of the game in the 9-7 win. Alaska Abney and Scott Kobos held the Eagles' offense to just four hits, two walks and four strikeouts over 5.1-scoreless innings to help complete the comeback win.
- Prior to their five-straight wins in the Sun Belt Tournament, Coastal had not won five-games straight since March 15-23.

RECORDS ARE MADE TO BE BROKEN

- The Chants set a number of Sun Belt Championship Tournament offensive records on their way to winning the 2019 Sun Belt Championship last week.
- The Chants hit a total of 18 home runs as a team over their six games in the tournament, surpassing the previous record of 15 set by Troy in 2010.
- Coastal scored a total of 80 runs overall, shattering the previous mark of 61 runs set by FIU back in 2010.
- The offense also recorded 90 base hits in the conference tournament, eclipsing FIU's record of 89 also set in 2010.
- As a team, Coastal Carolina hit .385 overall for the tournament, tying the Sun Belt Tournament team record.
- The Chants also tied the record with five home runs in a single game, doing it twice in this year's tournament versus UTA (May 24) and ULM (May 25).
- Coastal's 26 runs in the win over ULM in the first of two games on Saturday, May 25, are the most scored by a team in a single game in Sun Belt Tournament history, four more runs than the previous record of 22 set by Jacksonville in 1994.

BULLPEN BOUNCE BACK

- Coastal's bullpen, which had struggled over the last two months of the season, stepped up in a big way over the six games in the Sun Belt Tournament as it was all hands on deck for six games and five days.
- The bullpen went 4-1 with two saves in the six games at the tournament.
- While they did have a 5.30 ERA, the Chant relievers struck out 38 batters compared to just 20 walks overall.
- The Chants offense outscored their opponents 56-21 from the fifth inning on over the six-game span.

FIVE'S ALL-AROUND

- The number five was all-around the Coastal program at the 2019 Sun Belt Baseball Championship Tournament.
- The No. 5 seeded-Coastal Carolina Chanticleers won five-straight games en route to its second-straight Sun Belt title.
- Coastal hit a season-high five home runs twice at the Sun Belt Tournament, first versus UTA (May 24) in a 14-13 extra-inning win and then again versus ULM (May 25) in a 26-10 victory.
- Five different players in **Zach Biermann** (5), **Kieton Rivers** (4), **Kyle Skeels** (2), **Parker Chavers** (2) and **Jake Wright** (2) hit multiple home runs for the conference tournament.
- **Zach Biermann** hit a tournament-best five home runs in six games, two in the win over No. 1 Texas State (May 23) and three versus No. 4 UTA (May 24), including the walk-off home run in the bottom of the 10th inning.
- No. 5 **Kieton Rivers** was named the tournament's Most Outstanding Player as he finished the week hitting .300 (10-for-30) with four home runs, two doubles, 14 RBIs, 10 runs scored, a .767 slugging percentage and a .382 on-base percentage.
- Five different players earned Sun Belt All-Tournament Team honors in **Zach Biermann**, **Parker Chavers**, **Kyle Skeels**, **Cory Wood** and **Jake Wright**.

BACK-TO-BACK CHAMPS

- Coastal has won back-to-back Sun Belt Championships (2018 and 2019) in only three years in the league having joined the Sun Belt in 2016-17.
- The Chants are 9-2 (.818) all-time in the Sun Belt postseason tournament, including a perfect 2-0 in the title game.

COASTAL CAROLINA NOTES

POSTSEASON = NEW SEASON

- The Chants see the postseason as a new season, as Coastal is 5-1 in the postseason this year.
- Coastal was just 4-6 over its final 10 games of the regular season and had gone 10-15 over the months of April and May combined prior to the Sun Belt Tournament.

APRIL SHOWERS ...

- Coastal Carolina was just 6-10 overall in the month of April which included a season-high four-game losing streak.
- As a team, the Chants hit .293 with 116 runs scored, 112 RBIs and averaged just 7.3 runs per game.
- The pitching staff posted a 6.46 ERA, struck out 138 batters compared to 74 walks while allowing its opponents to hit .297 and drive in 123 runs on 166 base hits.
- Prior to the start of April, CCU was 20-8-1 overall and hit .307 with 239 runs, 221 RBIs and averaged 8.2 runs per contest.
- The pitching staff had a 4.19 ERA, registered 274 strikeouts to 120 walks and was holding its foes to a .253 average.

... BRING MAY FLOWERS??

- Coastal Carolina began to turn things around in the month of May.
- The Chants have been stellar in the month of May over the last four years, combining to go 42-16 for the month of May in 2015, 2016, 2017 and 2018.
- Coastal was 11-3 over the month of May last season, which included a season-high seven-game winning streak and a run through the 2018 Sun Belt Baseball Championship.
- This year, after starting the month off at 0-2, the Chants have gone 9-6 for the month, including having won five of their last six games.

HOME SWEET HOME

- CCU went 24-12 this season at home, including going 12-3 at home in non-conference play and 5-1 in Sun Belt Tournament action.
- Coastal won 13 of its first 14 home contests, the lone loss coming to then-No. 21 NC State (Feb. 24), but went just 6-10 at home over the last 16 regular season home games at Springs Brooks Stadium.
- However, Coastal went 5-1 at home as host of the 2019 Sun Belt Baseball Championship last week on their way to its second-straight Sun Belt Championship title.

ROAD AGONY

- The Chanticleers finished its road slate at 10-11 this season, including winning three of their last five games on the road.
- Coastal hit .298 and averaged 7.8 runs per game on the road, while at home the Chants are hitting .312 and averaging 8.1 runs per outing in front of the home crowd.
- The pitching staff posted a 5.36 ERA on the road allowing 108 earned runs over 181.1 innings while striking out 179 batters compared to 96 walks. In 30 games at home, CCU's arms have registered a 5.66 ERA with 173 earned runs, 284 strikeouts and 129 walks over 275.0 innings.
- However, Coastal won eight road games in Sun Belt play with three wins at ULM (March 15-17), two victories at both South Alabama (April 6-7) and Georgia State (April 26-28), and one win at UTA (May 10).

MIDWEEK STRUGGLES

- CCU went 5-8 this season in midweek contests, going 2-5 on Tuesdays and 3-3 on Wednesdays overall.
- Coastal was 3-2 at home in midweek games and just 2-6 in road midweek games.
- Their three midweek home wins were back-to-back wins over Wake Forest (March 5-6) and versus UNCW (March 27), while their two midweek road wins came on the road at UNCW (Feb. 19), 10-5, and then at No. 2 NC State (April 10), 7-6.

NON-CONFERENCE PLAY IN 2019

- Coastal Carolina finished the season at 15-10-1 in non-conference action with only three of those losses coming at home.
- CCU's non-conference losses at home this season were a 7-6, 11-inning loss to then-No. 21 NC State (Feb. 24) on the final day of the Brittain Resorts Baseball at the Beach, a 13-6 defeat to the College of Charleston (April 16) and this past week with a 14-3 loss to Clemson (May 14).
- However, after winning 13 of their first 16 non-conference games to start the season, the Chants went just 2-7-1 over their last 10 non-conference contests.

EXTRA, EXTRA

- Coastal Carolina has posted a 4-2-1 record this season in seven extra-inning games.
- The Chants posted a 10-9, 12-inning win over Wake Forest (March 5), their longest game of the season.
- CCU also posted an 8-6 win in 11 innings at UTA (May 10) and a 6-5, 10-inning win at Georgia State (April 27).
- Coastal dropped its first extra-inning game of the season by a score of 7-6 in 11 innings versus then-No. 21 NC State (Feb. 24) and then played then-No. 1 Oregon State (March 10) to a 4-4 draw in 11-innings due to time limit restrictions at the Seattle Baseball Showcase.
- The Chants had not one, but two extra-inning games in the Sun Belt Tournament falling to No. 4 UTA (May 22) 9-8 in 10 innings in their tournament opener and then defeating the Mavs (May 24) two days later 14-13 in 10 innings on a walk-off, extra-inning home run from **Zach Biermann**.

BIG INNINGS = WINS

- The Chanticleers have recorded a total of 37 "big innings" this season (innings with four or more runs scored) and are 21-5-1 overall when recording a "big inning" in a game.
- The Chants scored a season-high nine runs in the seventh inning of the 27-2 win at Georgia State (April 26) and again in the eighth inning off the 26-10 win over No. 10 ULM (May 25) at the Sun Belt Championship Tournament.

Inning-by-inning summary

	1	2	3	4	5	6	7	8	9	EX	TOT
CCU	57	61	46	58	56	67	68	46	37	5	501
OPP	47	47	55	35	45	38	47	47	32	2	395

Coastal's Record in 2019:

Total	35-24-1
Conference	15-13-0
Non-Conference	20-11-1
Home	24-12-0
Away	10-11-0
Neutral	1-1-1
Day	23-12-1
Night	12-12-0
vs. Left	14-7-0
vs. Right	21-17-1
1-Run games	5-3-0
2-Run games	7-4-0
5+Run games	19-7-0
Extra innings	4-2-1
Shutouts	2-2-0
Scoring 0-2 runs	0-7-0
Scoring 3-5 runs	2-9-1
Scoring 6-9 runs	13-6-0
Scoring 10+ runs	20-2-0
Opponent 0-2 runs	10-0-0
Opponent 3-5 runs	10-4-1
Opponent 6-9 runs	13-12-0
Opponent 10+ runs	2-8-0
Scored in 1st inning	17-9-0
Opponent scored in 1st inning	11-10-1
Scores first	21-13-0
Opponent scores first	14-11-1
After 6 leading	28-4-1
After 6 trailing	5-17-0
After 6 tied	2-3-0
After 7 leading	29-3-1
After 7 trailing	4-18-0
After 7 tied	2-3-0
After 8 leading	29-0-1
After 8 trailing	3-22-0
After 8 tied	3-1-0
Hit 0 home runs	4-13-1
Hit 1 home run	11-5-0
Hit 2+ home runs	20-6-0
Opponent 0 home runs	14-6-1
Opponent 1 home run	14-7-0
Opponent 2+ home runs	7-11-0
Made 0 errors	8-3-0
Made 1 error	17-9-1
Made 2+ errors	10-12-0
Opp. made 0 errors	8-7-0
Opp. made 1 error	11-13-0
Opp. made 2+ errors	16-4-1
Out-hit opponent	25-6-0
Out-hit by opponent	5-14-1
Hits are tied	5-4-0

RECORD WHEN TEAM SCORES:

RUNS	0	1	2	3	4	5	6	7	8	9	10+
W-L	0-2	0-2	0-3	0-3	1-2	1-4	3-3	2-1	2-2	6-0	20-2

RECORD WHEN OPPONENT SCORES:

RUNS	0	1	2	3	4	5	6	7	8	9	10+
W-L	2-0	0-0	8-0	3-0	2-3	5-1	4-2	5-2	2-5	2-3	2-8

RECORD WHEN LEADING AFTER:

INN.	1	2	3	4	5	6	7	8
W-L	15-5	20-6	18-5	24-5	26-3	28-4	29-3	29-0

RECORD WHEN TRAILING AFTER:

INN.	1	2	3	4	5	6	7	8
W-L	7-10	7-11	12-14	8-16	6-16	5-17	4-18	3-22

RECORD WHEN TIED AFTER:

INN.	1	2	3	4	5	6	7	8
W-L	13-9	8-7	5-5	3-3	3-5	2-3	2-3	3-1

2019 HONORS

ZACH BIERMANN

2019 Collegiate Baseball preseason all-America third team
2019 All-Sun Belt First Team
2019 Sun Belt All-Tournament Team

PARKER CHAVERS

2019 preseason All-Sun Belt
Collegiate Baseball's National Player of the Week powered by Diamond Sports (Feb. 25)
Sun Belt Conference Player of the Week (Feb. 26)
2019 All-Sun Belt First Team
2019 Sun Belt All-Tournament Team

MATT EARDENSOHN

2019 NCBWA Stopper of the Year preseason watch list
2019 preseason All-Sun Belt
2019 Collegiate Baseball preseason all-America third team

AUSTIN KITCHEN

Sun Belt Conference Pitcher of the Year (April 2)

KIETON RIVERS

Midseason Perfect Game/Rawlings Second-Team All-American
2019 All-Sun Belt Second Team
2019 Sun Belt Tournament Most Outstanding Player

KYLE SKEELS

2019 Buster Posey Award Watch List member
Sun Belt Conference Player of the Week (April 2)
Sun Belt Conference Player of the Week (Feb. 19)
2019 All-Sun Belt Second Team
2019 Sun Belt All-Tournament Team

CORY WOOD

2019 preseason All-Sun Belt
2019 Collegiate Baseball preseason all-America second team
2019 Sun Belt All-Tournament Team

JAKE WRIGHT

2019 Sun Belt Newcomer of the Year
2019 All-Sun Belt Second Team
2019 Sun Belt All-Tournament Team

COASTAL CAROLINA NOTES

POSTSEASON SUN BELT LOVE

- Coastal had five players earn conference postseason honors highlighted by **Jake Wright** being named the Community Coffee Newcomer of the Year.
- Senior **Zach Biermann** and sophomore **Parker Chavers** were both named to the All-Sun Belt first team.
- Senior **Kieton Rivers**, redshirt junior **Kyle Skeels** and Wright all earned spots on the second team.

BACK-TO-BACK JACKS

- CCU's **Kieton Rivers** and **Parker Chavers** hit back-to-back home runs in the sixth inning in game one of the doubleheader versus Georgia Southern (April 20).
- Coastal did it again in the final series of the regular season, as **Nick Lucky** and **Cory Wood** hit back-to-back home runs on two consecutive pitches in the seventh inning of a 19-3 win over Appalachian State (May 17).
- The Chants hit back-to-back home runs a third time this season when **Kieton Rivers** and **Jake Wright** went yard back-to-back in the top of the ninth in the Chants' 26-10 blowout win over ULM (May 25) at the Sun Belt Tournament.

NOT ONE, BUT MULTIPLE HOME RUNS

- This season, Coastal has had a player hit two home runs or more in a game 10 different times.
- Outfielder **Kieton Rivers** has done it four times this season, as hit two home runs in the win at home over UNCW (March 27) and again in the home win over Georgia Southern (April 20) in the regular season. He then hit two home runs in the win over ULM (May 25) and a fourth time in the championship game of the Sun Belt Tournament versus Georgia Southern (May 26).
- Catcher **Kyle Skeels** hit two home runs in the first game of the twin tilt at South Alabama (April 6) and a second time in the Chants' 14-13 extra-inning win over UTA (May 24).
- First baseman **Zach Biermann** recorded multiple home runs in back-to-back games, hitting two home runs in the 13-4 win over Texas State (May 23) and then a career-high three home runs in the 14-13, 10 inning win over UTA (May 24).
- Like Rivers, **Jake Wright** also hit two home runs in the 26-10 win over No. 10 ULM (May 25).
- Senior infielder **Mike Koenig** blasted two home runs in the Chants' 8-6 win at UTA (May 10).

GRAND SALAMI

- CCU has blasted not one, not two, not three but four grand slams this season with all four coming from different players.
- Outfielder **Jake Wright** hit the first grand slam of the season for the Chants in the seventh inning of the 13-3 win over ULM on Friday, March 15.
- The next grand salami came the very next day, as senior **Mike Koenig** cleared the bases with his first career grand slam in the eighth inning of the 14-2 victory at ULM on Saturday, March 16.
- **Zach Biermann** added his name to the list with a grand slam in the seventh inning in the 27-2 road win at Georgia State on Friday, April 26.
- CCU's most recent grand salami came from redshirt junior outfielder Cameron Pearcey who hit his first career grand slam in the top of the ninth inning to cap off the Chants' 26-10 win over No. ULM (May 25) in the Sun Belt Tournament.

MLB LIKE 12-DAY ROAD TRIP

- Coastal flew west to Seattle on March 6 following the morning game with Wake Forest and did not return to Conway until Sunday, March 17.
- CCU played three games versus San Diego, Washington and Oregon State at the Seattle Baseball Showcase at T-Mobile Park, home of the Seattle Mariners, on March 8-10, flew back to the southeast for the midweek contest at Clemson on March 13 and then drove south for the three-game Sun Belt Conference series at ULM for the weekend, March 15-17.
- The Chants then flew home to Conway, S.C. on March 17 and 18 to end the two-week voyage.

OUT OF TIME

- Not once, but twice the Chanticleers had a game called by the time limit at the inaugural Seattle Baseball Showcase event at T-Mobile Park, formerly Safeco Field, from March 8-10.
- Coastal's first game of the weekend on Friday, March 8, was called after eight innings with San Diego leading 8-5.
- Their final game of the event on Sunday, March 10, versus No. 1 Oregon State was called after 11-complete innings with the score tied at 4-4 due to the three and a half hour time limit.

GAME. OVER.

- Coastal has tallied not one, not two, but four walk-off wins this season in its final at-bat with wins over Indiana (March 3), Wake Forest (March 5), Troy (March 23) and UTA (May 24).
- Redshirt sophomore designated hitter **Jared Johnson** laced a 0-1 pitch into left-center field with the bases loaded and one out in the bottom of the ninth versus Indiana (March 3) to plate two runs and give the Chants a 6-5 walk-off win. Johnson entered the game in the fifth inning as a pinch hitter.
- Sophomore **Parker Chavers** hit an RBI single with the bases loaded in the bottom of the 12th to give the Chants a 10-9 extra-inning walk-off win over Wake Forest (March 5). Wake Forest intentionally walked **Jared Johnson** to load the bases for Chavers with one out.
- Redshirt junior catcher **Kyle Skeels** blasted a two-run walk-off home run with two outs in the bottom of the ninth to give the Chants a 9-7 walk-off win over the Troy Trojans.
- Senior **Zach Biermann** perhaps topped them all, as the senior hit a solo home run in the bottom of the 10th inning to give the Chants a 14-13 extra-inning win an elimination game over No. 4 UTA (May 24) at the Sun Belt Tournament. It was Biermann's third home run of the game.

COASTAL CAROLINA HITTING NOTES

WE TAKE OFFENSE

- Coastal's offense ranks in the top 15 nationally in a number of statistical categories.
- The Chants lead the Sun Belt and rank third in the nation in runs scored (501), fourth in home runs (87), fifth in hits (662), sixth in on-base percentage (.418), sixth in slugging percentage (.506), seventh in scoring per game (8.4), seventh in sacrifice flies (37), 10th in walks (334), 11th in batting average (.309), 13th in doubles (124) and 13th in hit-by-pitch (93).

.300 CLUB

- A total of 10 different Chants are hitting over .300 on the year entering play this weekend at the NCAA Atlanta Regional.
- Jake Wright** (.358), **Morgan Hyde** (.353), **Scott McKeon** (.339), **Kieton Rivers** (.327), **Parker Chavers** (.325), **Kyle Skeels** (.324), **Zach Biermann** (.309), **Cameron Pearcey** (.308), **Cory Wood** (.308) and **Jared Johnson** (.303) are all hitting over the .300 mark on the season.

WE DIG THE LONG BALL

- Coastal Carolina leads the Sun Belt with 87 home runs this season, which also ranks fourth nationally.
- The Chants have hit at least one home run in 42 games this season, recording a record of 31-11 in those contests.
- CCU is 11-5 when hitting one home run in the contest and a stellar 20-6 when hitting two home runs or more in a game.
- The Chants are just 4-13-1 on the season in games in which they do not hit a home run.
- Coastal has hit 54 home runs over the last 29 games, including hitting multiple home runs in 16 of those 29 bouts.
- This season, the Chants have hit a season-high five home runs twice, coming in back-to-back games versus UTA (May 24) and ULM (May 25) in last week's Sun Belt Championship Tournament.

RBIS RACE

- Coastal's **Zach Biermann** (76) and **Kieton Rivers** (64) are in a race for not only the most RBIs on the team but in the Sun Belt as well.
- Biermann leads the Sun Belt and is tops on the team with 76 RBIs, while Rivers is second on the team and in the league with 64 RBIs.
- As a team, the Chants have driven in 470 RBIs this season, 113 more than their opponents this season.

RUNS, RUNS AND MORE RUNS

- Coastal has scored a total of 501 runs this season, 106 more runs than its opponents on the year.
- This season, the Chants have pushed across 10 runs or more in 22 different games, including a season-high 27 runs in the series-opening 27-2 win at Georgia State (April 26) and 26 runs in a 26-10 Sun Belt Tournament win over ULM (May 25) in an elimination game.
- CCU has scored double-digit runs in four of its last five games, all of which were wins.
- The Chants are 20-2 this season when scoring double-digit runs and 33-8 when scoring six runs or more for the game.
- Nationally, CCU is third in runs scored on the year and is seventh in scoring with an average of 8.4 runs per game.

YOUNG GUNS

- While the Coastal pitching staff is deep in 2019, it is extremely young as 11 of the 18 total pitchers on the roster are underclassmen.

DOUBLE-DIGIT PUNCH-OUTS

- Coastal's pitching staff has recorded double-digit strikeouts in 28 games this season.
- CCU fanned a season-high 17 batters in the 19-3 series-opening win over Appalachian State (May 16).
- The Chants have registered double-digit strikeouts in seven of their last 10 games with 10 strikeouts versus Clemson (May 14), 17 punch-outs versus Appalachian State (May 16), and then back-to-back games with 10 strikeouts versus the Mountaineers (May 17 & 18) to end the regular season.
- The pitching staff closed out the 2019 Sun Belt Championship Tournament with 12 strikeouts in game one versus ULM (May 25), 15 punch-outs in game two versus the Warhawks (May 25) and then fanned 11 hitters in the championship game versus Georgia Southern (May 26).

APRIL WOES

- The month of April was not a good month for the Coastal Carolina pitching staff.
- The Chants' staff was 6-10 with a 6.46 ERA over the 16 games in April.
- CCU gave up 123 runs, 99 of which were earned, on 166 hits while the opponents hit .297 against them for the month.
- The bullpen was 5-3 with a 6.16 ERA over 64.1 innings of work, striking out 65 compared to 35 walks and allowing the opponents to hit .298 for the month of April.

DAUNTING MIDDLE INNINGS

- Over the last two months of the regular season, the Chants struggled in the middle innings allowing 110 runs over the fifth, sixth, seventh and eighth innings combined over the final 25 games.
- Coastal was outscored in each of those innings having given up 23 runs in the fifth, 29 runs in the sixth, 28 runs in the seventh and 30 runs in the eighth innings over that span.
- However, the Chants' arms held their foes to just 21 runs from the fifth inning on over six games in the Sun Belt Tournament last week.

SAVES BY COMMITTEE

- This season, Coastal has registered nine saves from a combined seven different pitchers.
- Alaska Abney** (3) is the lone Chant with multiple saves this season, all coming before March 22, while **Matt Eardensohn** (1), **Zach McCambley** (1), **Jay Causey** (1), **Dylan Gentry** (1), **Scott Kobos** (1) and **Nick Parker** (1) all have one save on the year.

CCU RANKED IN THE ...	NCAA	SUN BELT
TEAM		
Runs	501	3rd
Home Runs	87	4th
Hits	662	5th
On-base pct.	.418	6th
Slugging pct.	.506	6th
Scoring	8.4	7th
Sacrifice flies	37	7th
Home Runs per game	1.45	8th
Walks	334	10th
Batting Average	.309	11th
Hit-by-pitch	93	13th
Doubles	124	13th
Triples	19	26th
Strikeouts-per-9 inn.	9.2	36th
Stolen Bases	78	53rd
RBIs	470	-
Batters struck out	552	-

ZACH BIERMANN

Runs Batted In	76	6th	1st
Runs Batted In per game	1.27	11th	1st
Sac flies	7	16th	3rd
Home Runs	17	22nd	2nd
Total Bases	139	32nd	3rd
Hits	77	75th	5th
Slugging percentage	.558	199th	10th

PARKER CHAVERS

Triples	4	68th	2nd
Slugging percentage	.609	76th	3rd
Home Runs	13	82nd	6th
Runs Batted In	52	116th	7th
Runs	52	138th	11th
Total Bases	120	142nd	12th

SCOTT MCKEON

Hits	82	32nd	1st
Triples	5	36th	1st
Doubles	18	75th	6th
Batting Average	.339	183rd	8th

CAMERON PEARCEY

Stolen bases	20	76th	3rd
Sacrifice bunts	7	134th	10th
Hit-by-pitch	12	137th	7th

KIETON RIVERS

Runs Batted In	64	24th	2nd
Total Bases	132	65th	4th
Runs	57	74th	6th
Home Runs	13	82nd	6th
Slugging percentage	.600	91st	6th
Runs Batted In per game	0.98	118th	3rd
Sacrifice bunts	7	134th	10th

KYLE SKEELS

Hit-by-pitch	16	45th	4th
On-base percentage	.455	105th	4th
Sacrifice flies	5	112th	9th
Runs Batted In	52	116th	7th
Slugging percentage	.560	190th	9th
Caught stealing by	17	-	2nd

CORY WOOD

Walks	57	10th	1st
Walks per game	1.00	12th	1st
Runs	62	33rd	1st
Runs per game	1.09	54th	2nd
Doubles	19	55th	3rd
Stolen bases	19	94th	5th
On-base percentage	.455	109th	5th

JAKE WRIGHT

On-base percentage	.519	8th	1st
Hit-by-pitch	16	45th	4th
Walks	42	74th	3rd
Batting Average	.358	84th	1st
Slugging percentage	.601	89th	5th
Runs	54	108th	9th

*games through May 30th

CHANTS CAREER RECORDS WATCH LIST

MOST RUNS SCORED

Runs	Years
1. 251	Scott Woodward 2008-11
2. 232	Ryan McGraw 2001-04
3. 215	Daniel Bowman 2009-12
4. 187	Rico Noel 2008-10
5. 179	Brandon Powell 2000-03
6. 175	Justin Owens 1999-02
6. 175	Seth Lancaster 2015-18
8. 171	Mike Costanzo 2003-05
9. 169	Tyler Bortnick 2006-09
10. 166	Tony Spires 1987-90
11. 164	Cory Wood 2017-pres.

MOST HOME RUNS

Home Runs	Years
1. 50	David Anderson 2006-09
2. 48	Tom Romano 1977-80
3. 46	Daniel Bowman 2009-12
4. 45	Mike Costanzo 2003-05
5. 40	Kevin Woodall Jr. 2015-18
6. 34	Seth Lancaster 2015-18
7. 33	David Sappelt 2006-08
33	John Rigos 1981-83
9. 31	Mark Howle 1987-90
31	Zach Remillard 2013-16
11. 30	G.K. Young 2014-16
30	Zach Biermann 2018-pres.

MOST TRIPLES

Triples	Years
1. 13	Tony Spires 1987-90
2. 12	Brandon Powell 2000-03
12	Daniel Bowman 2009-12
4. 11	Ryan McGraw 2001-04
11	David Sappelt 2006-08
6. 10	Mark Romer 1989-90
10	Frank Talotta 1982-83
8. 9	Jacob May 2011-13
9	Kieton Rivers 2016-pres.

MOST DOUBLES

Doubles	Years
1. 65	Brandon Powell 2000-03
2. 58	Chris Pond 1992-95
3. 55	Daniel Bowman 2009-12
4. 54	Justin Owens 1999-02
5. 53	Taylor Motter 2009-11

15. 44	Dom Duggan 2005-07
44	Adam Keim 2000-02
44	Tommy Baldridge 2005-08
18. 43	Michael Paez 2014-16
43	Scott Woodward 2008-11
20. 42	Cory Wood 2017-pres.

MOST WALKS

Walks	Years
1. 179	Ryan McGraw 2001-04
2. 173	Scott Woodward 2008-11
3. 146	Seth Lancaster 2015-18
4. 140	Cory Wood 2017-pres.
5. 133	Mike Costanzo 2003-05

HIGHEST STOLEN BASE PCT. (Min. 40 ATT)

Pct.	SB-ATT	Years
1. .955	Mickey Brantley (64-67)	1981-83
.....		
15. .842	Brandon Powell (80-95)	2000-03
16. .841	Adam Keim (37-44)	2000-02
17. .833	Ryan McGraw (160-192)	2001-04
18. .825	Chad Felty (52-63)	1999-02
.825	Cory Wood (52-63)	2017-pres.
20. .818	Jon Humay (72-88)	1998-01
.818	Cameron Pearcey (36-44)	2016-pres.

MOST STOLEN BASES

SB	SB-ATT	Years
13. 61	Gary Turnipseed (61-76)	1992-93
14. 54	Pearce Taylor (54-61)	1988-91
15. 53	Frank Talotta (53-58)	1982-83
53	Seth Lancaster (53-69)	2015-18
17. 52	Brett Grandstrand (52-69)	2002-04
52	Chad Felty (52-63)	1999-02
52	Cory Wood (52-63)	2017-pres.
20. 51	Billy Cooke (51-65)	2015-17

MOST APPEARANCES

App.	Years
1. 139	Ryan Connolly 2010-13
.....	
5. 94	Matt Logue 1986-89
6. 91	Austin Kerr 2012-15
91	Matt Rein 2008-11
8. 89	Mike Morrison 2013-16
9. 88	Justin Sturge 2000-03
10. 87	Aaron Burke 2011-13
11. 85	Bobby Holmes 2015-pres.
12. 80	Scott Sturkie 1998-01

MOST SAVES

Saves	Years
1. 33	Kit Kadlec 1997-00

8. 12	David Anderson 2006-09
9. 11	Pete Andrelczyk 2006-08
11	Bobby Holmes 2015-pres.
11. 9	Dave Iorlano 1989-92
12. 8	Austin Fleet 2006, 08-10
8	Aaron Burke 2011-13
8	Austin Kitchen 2016-pres.
15. 7	Matt Eardensohn 2018-pres.

19. 6	Jay Causey 2018-pres.

LOWEST ERA (DIVISION I) (Min. 100 IP)

ERA	IP	Years
1. 2.23	Ryan Connolly (250.1 IP)	2010-13
2. 2.52	Anthony Meo (281.2 IP)	2009-11
3. 2.54	Joey Haug (102.2 IP)	2007-08

11. 2.96	Austin Kerr (179.1 IP)	2012-15
12. 2.99	Matt Logue (147.1 IP)	1986-89
2.99	Matt Rein (189.1 IP)	2008-11
14. 3.06	Alex Cunningham (315.0 IP)	2013-17
15. 3.07	Nick McCully (216.2 IP)	2007-09
3.07	Matt Eardensohn (123.0 IP)	2018-19
16. 3.20	Dave Iorlano (112.1 IP)	1989-92
17. 3.37	Bobby Gagg (339.0 IP)	2006-09

Individual Game Records (since 1999)

At Bats	7	14 Times - Last: K. Skeels, at UTA 5/10/19
Runs Scored	5	5 Times - Last: K. Woodall, A-State 3/17/18
Hits	6	Rich Witten (6-for-6), CSU Gm1 5/18/12
RBI's	8	Brandon Powell, Purdue 3/16/02
Doubles	3	8 Times - Last: H. Orton, UConn 6/3/11
Triples	2	4 Times - Last: Motter, San Diego 3/16/11
Home Runs	3	Zach Biermann, UTA 5/24/19 Seth Lancaster, App St. GM2 / series 5/19/18 Casey Schroeder, Akron 3/06/15 David Sappelt, Radford 5/17/10 David Anderson, High Point 5/10/08
Total Bases	13	Zach Biermann, UTA 5/24/19 David Anderson, High Point 5/10/08
Walks	5	Tyler Chadwick, North Carolina 4/09/14 Ted Blackman, UNC Asheville 5/10/13
Hit By Pitch	3	6 Times - Last: R. Witten, Mich. 3/16/12
Struck Out	4	19 Times - Last: Z. Biermann, Georgia State 4/28/19
Sac Flies	2	7 Times - Last: Woodward, San Diego 3/15/11
Sac Bunts	3	Tripp Martin, Winthrop 5/14/11
Stolen Bases	5	Jon Humay, N.C. A&T 2/6/99
Intentional BB	2	10 Times - Last: K. Skeels, San Diego 3/8/19
Inn. Pitched	10.0	Jake Hurry, UNC Asheville 4/25/04
Hits Allowed	14	Ricky Shefka, UNLV 6/3/05
Runs Allowed	11	Anthony Meo, C of Charleston 6/5/10
Earned Runs	10	Anthony Meo, C of Charleston 6/5/10 Ricky Shefka, Elon 4/29/05
Walks	10	Jason Bilous, South Alabama 4/6/18
Strikeouts	14	Alex Cunningham, San Francisco 3/3/17 Ron Deubel, Richmond 2/28/99
K Looking	6	Trevor Damron, A-State 3/17/18 Austin Fleet, Birmingham South. 4/15/06 Jake Hurry, George Mason 3/15/05
Doubles	6	Jake Hurry, Clemson 3/29/05
Triples	2	4 Times - Last: A. Burke, NC State 2/27/11
Home Runs	4	6 Times - Last: B. Gagg, Alabama 5/31/08
Wild Pitches	7	Kris Caster, Ohio 3/13/99
Balks	2	8 Times - Last: A. Meo, Hawai'i 3/27/09
Chances	23	Will Remillard, CoFC 4/10/13
Putouts	20	Will Remillard, CoFC 4/10/13
Assists	9	Six Times - Last: Michael Paez, at Winthrop 3/22/14
Errors	4	Kevin Woodall, Troy 4/29/17
Passed Balls	4	Dock Doyle, Kent State 3/5/05
At Bats	56	Stony Brook, 3/8/09
Runs Scored	36	Stony Brook, 3/8/09
Hits	33	Stony Brook, 3/8/09
RBI's	34	Stony Brook, 3/8/09
Doubles	11	Stony Brook, 3/8/09
Triples	3	San Diego, 3/16/11 Winthrop, 4/26/03 Charleston Southern, 4/6/02
Home Runs	6	Presbyterian, 4/3/10 Gardner-Webb, 4/3/09 Radford, 4/11/09
Total Bases	63	Stony Brook, 3/8/09
Walks	19	North Carolina A&T, 2/6/99
Hit-By-Pitch	6	Kansas, 5/29/09 High Point, 5/11/08 UNC Asheville, 5/5/02
Struck Out	18	Elon, 5/24/03
K Looking	10	NC State, 5/03/2014
Sac Flies	3	11 Times - Last: at South Alabama, 4/7/19
Sac Bunts	5	4 Times - Last: Albany, 3/23/11
Stolen Bases	9	4 Times - Last: Charleston Southern, 5/19/11
Stolen Base Att.	10	North Carolina A&T, 2/6/99
Intentional BB	4	St. John's, 2/28/03
Runner LOB	19	Radford, 4/19/13 & Kent State, 3/23/02
Inn. Pitched	16.0	Indiana, 2/20/11
Hits Allowed	29	West Virginia, 2/25/17
Runs Allowed	23	Clemson, 3/19/91
Earned Runs	19	West Virginia, 2/25/17 Winthrop, 4/4/04
Walks	15	South Alabama, 4/06/18
Strikeouts	19	College of Charleston, 4/10/13
K Looking	9	High Point, 4/23/11
Doubles	8	College of Charleston, 4/23/13 Winthrop, 4/4/04 Clemson, 3/26/02
Triples	4	South Carolina, 2/24/02
Home Runs	6	West Virginia, 2/25/17 Missouri, 2/21/04
Wild Pitches	7	High Point, 5/10/08 Ohio, 3/13/99
Balks	4	Georgia Tech, 5/31/02
Sac Flies Allowed	4	UNLV, 6/3/05
Sac Bunts Allowed	7	Maryland, 2/16/08
Chances	70	Indiana, 2/20/11
Putouts	48	Indiana, 2/20/11
Assists	22	Maryland, 2/16/08
Errors	7	Texas-Pan American, 4/1/05 South Alabama, 3/12/05
Double Plays	5	Winthrop, 5/25/07 Liberty, 5/25/03 Kent State, 3/24/02
SB Allowed	9	NC State, 5/13/14
Caught Stealing	5	High Point, 5/22/04

GAME HIGHS

TEAM BATTING	
At bats:	52 vs. Wake Forest (March 5, 2019)
Runs scored:	27 at Georgia State (April 26, 2019)
Hits:	21 at Georgia State (April 26, 2019)
	21 vs. ULM (May 25, 2019)
RBIs:	27 at Georgia State (April 26, 2019)
Doubles:	7 at ULM (March 17, 2019)
Triples:	2 at Georgia State (April 26, 2019)
	2 at UT Arlington (May 10, 2019)
Home runs:	5 vs. UT Arlington (May 24, 2019)
	5 vs. ULM (May 25, 2019)
Total bases:	39 vs. ULM (May 25, 2019)
Walks:	14 at ULM (March 16, 2019)
	14 at Georgia State (April 26, 2019)
Strikeouts:	16 vs. Oregon State (March 10, 2019)
Sac hits:	3 vs. Arkansas State (March 30, 2019)
	3 vs. UT Arlington (May 22, 2019)
Sac flies:	3 at South Alabama (April 7, 2019)
Stolen bases:	6 vs. UConn (March 2, 2019)
	6 vs. Wake Forest (March 5, 2019)
	6 vs. Wake Forest (March 6, 2019)
Hit by pitch:	5 vs. Troy (March 23, 2019)
Caught stealing:	2 at UT Arlington (May 10, 2019)
Runners LOB:	17 at UT Arlington (May 10, 2019)
Hit into DP:	3 vs. Campbell (Feb. 17, 2019)
	3 vs. Wake Forest (March 6, 2019)
	3 vs. Arkansas State (March 30, 2019)
	3 vs. Appalachian State (May 18, 2019)

TEAM FIELDING

Putouts:	36 vs. Wake Forest (March 5, 2019)
Assists:	18 vs. Oregon State (March 10, 2019)
Errors:	6 vs. Appalachian State (May 17, 2019)
Passed Balls:	1 (7 times)
DPs turned:	3 vs. Campbell (Feb. 17, 2019)

TEAM PITCHING

Innings pitched:	12.0 vs. Wake Forest (March 5, 2019)
Runs allowed:	18 vs. Appalachian State (May 17, 2019)
Earned runs:	14 at Georgia State (April 28, 2019)
	14 vs. Clemson (May 14, 2019)
	14 vs. Appalachian State (May 17, 2019)
Walks allowed:	11 vs. Clemson (May 14, 2019)
	11 vs. Appalachian State (May 17, 2019)
Strikeouts:	17 vs. Appalachian State (May 16, 2019)
Hits allowed:	19 vs. Charleston (April 16, 2019)
Doubles allowed:	4 vs. Arkansas State (March 30, 2019)
	4 at Georgia State (April 28, 2019)
Triples allowed:	1 (6 times)
Homers allowed:	4 vs. Appalachian State (May 17, 2019)
Wild pitches:	5 vs. Georgia Southern (May 26, 2019)
Hit batters:	4 vs. Maryland (Feb. 16, 2019)

INDIVIDUAL BATTING

At bats:	7 Zach Biernmann vs. Wake Forest (March 5, 2019)
	7 Kyle Skeels at UT Arlington (May 10, 2019)
Runs scored:	4 Zach Biernmann vs. UT Arlington (May 24, 2019)
	4 Kieton Rivers vs. ULM (May 25, 2019)
Hits:	5 Zach Biernmann vs. Wake Forest (March 5, 2019)
	5 Parker Chavers vs. Wake Forest (March 5, 2019)
	5 Kieton Rivers at Georgia State (April 28, 2019)
	5 Parker Chavers vs. ULM (May 25, 2019)
RBIs:	7 Scott McKeon at Georgia State (April 26, 2019)
Doubles:	2 (10 times)
Triples:	1 (19 times)
Home runs:	3 Zach Biernmann vs. UT Arlington (May 24, 2019)
Total bases:	13 Zach Biernmann vs. UT Arlington (May 24, 2019)
Walks:	4 Parker Chavers vs. App. State (May 16, 2019)
	4 Cory Wood vs. ULM (May 25, 2019)
Strikeouts:	4 Zach Biernmann vs. VCU (Feb. 15, 2019)
	4 Cameron Pearcey vs. Wake Forest (March 5, 2019)
	4 Parker Chavers at UNCW (March 26, 2019)
	4 Zach Biernmann at Georgia State (April 28, 2019)
Sac hits:	2 Kyle Skeels vs. UT Arlington (May 22, 2019)
Sac flies:	1 (37 times)
Stolen bases:	3 Parker Chavers vs. Wake Forest (March 5, 2019)
	3 Parker Chavers at South Alabama (April 6, 2019)
Hit by pitch:	1 Jake Wright vs. ULM (May 25, 2019)
Caught stealing:	2 (14 times)
Runners LOB:	6 Kyle Skeels vs. Indiana (March 3, 2019)
	6 Cory Wood at UNCW (March 27, 2019)
	6 Cameron Pearcey at UT Arlington (May 10, 2019)

INDIVIDUAL FIELDING

Putouts:	15 Bradley Riopelle vs. ULM (May 25, 2019)
Assists:	7 Scott McKeon vs. VCU (Feb. 15, 2019)
	7 Cory Wood vs. UT Arlington (May 24, 2019)
Errors:	2 (7 times)
Passed balls:	1 (7 times)

INDIVIDUAL PITCHING

Innings pitched:	7.0 Austin Kitchen vs. Washington (March 9, 2019)
	7.0 Anthony Veneziano vs. UNCW (March 27, 2019)
	7.0 Austin Kitchen vs. Ark. State (March 30, 2019)
	7.0 Anthony Veneziano vs. UT Arlington (May 22, 2019)
Runs allowed:	9 Austin Kitchen vs. ULM (May 25, 2019)
Earned runs:	8 Austin Kitchen vs. ULM (May 25, 2019)
Walks allowed:	5 Nick Parker at NC State (April 10, 2019)
Strikeouts:	10 Zach McCambley vs. Troy (March 22, 2019)
Hits allowed:	11 Austin Kitchen vs. Louisiana (May 5, 2019)
	11 Austin Kitchen vs. ULM (May 25, 2019)
Doubles allowed:	2 (10 times)
Triples allowed:	1 (6 times)
Homers allowed:	2 (9 times)
Wild pitches:	4 Zach McCambley vs. Ga. Southern (May 26, 2019)
Hit batters:	2 (9 times)

SERIES BY SERIES STATS

HITTING	W-L	Avg.	R	H	2B	3B	HR	RBI	BB	K	SB
Brittain Invite	3-0	.340	28	35	8	1	3	27	23	27	7
UNCW	2-1	.282	23	29	4	0	3	19	17	33	3
Baseball/Beach	3-1	.351	39	53	11	2	7	35	17	32	11
Charleston	0-2	.264	11	19	3	0	0	10	6	12	2
CCU Tourney	3-0	.323	27	31	4	1	2	24	24	18	7
Wake Forest	2-0	.333	24	28	7	1	3	23	9	17	8
Seattle Show	1-1-1	.184	14	18	4	2	0	14	15	35	3
Clemson	0-2	.258	8	17	4	0	2	6	8	20	1
ULM	3-0	.322	42	37	9	0	7	39	26	24	6
Troy	2-1	.343	21	36	5	2	4	21	12	25	3
Arkansas St.	1-2	.272	11	25	3	0	3	11	10	18	1
Illinois	1-2	.237	14	22	5	0	2	13	16	27	2
South Alabama	2-1	.339	27	38	7	1	8	27	12	25	7
NC State	1-1	.286	13	22	4	0	6	12	7	18	3
Little Rock	0-2	.206	5	14	4	1	2	4	2	22	1
Georgia So.	1-2	.304	23	31	8	1	5	22	16	30	4
North Carolina	0-1	.156	1	5	2	0	1	1	1	5	1
Georgia State	2-1	.389	44	51	11	4	5	43	26	31	4
Louisiana	1-2	.257	18	26	3	0	3	16	17	24	0
UTA	1-1	.296	11	24	4	2	2	10	9	14	1
App. State	2-1	.323	34	32	8	0	5	30	30	5	2
Sun Belt Tourn.	5-1	.385	80	90	11	1	18	78	40	44	4

PITCHING	W-L	ERA	IP	H	R	ER	BB	K	Opp.	Avg.
Brittain Invite	3-0	3.33	27.0	26	12	10	14	26	.255	
UNCW	2-1	3.42	26.1	20	12	10	15	33	.213	
Baseball/Beach	3-1	3.32	38.0	35	14	14	9	34	.241	
Charleston	0-2	8.47	17.0	27	21	16	9	17	.370	
CCU Tourney	3-0	3.67	27.0	25	15	11	9	30	.250	
Wake Forest	2-0	7.29	21.0	24	17	17	11	23	.282	
Seattle Show	1-1-1	4.18	28.0	25	14	13	14	28	.255	
Clemson	0-2	11.12	17.0	22	22	21	12	19	.314	
ULM	3-0	2.00	27.0	22	12	6	11	25	.214	
Troy	2-1	5.67	27.0	33	19	17	19	29	.333	
Arkansas St.	1-2	3.67	27.0	25	11	11	12	29	.245	
Illinois	1-2	2.88	25.0	22	11	8	7	17	.232	
South Alabama	2-1	5.54	26.0	24	17	16	12	30	.235	
NC State	1-1	5.85	20.0	24	13	13	12	20	.304	
Little Rock	0-2	9.00	16.0	23	22	16	10	9	.354	
Georgia So.	1-2	7.33	27.0	41	29	22	11	26	.353	
North Carolina	0-1	4.50	8.0	5	6	4	8	8	.172	
Georgia State	2-1	6.67	27.0	28	22	20	14	31	.262	
Louisiana	1-2	8.00	27.0	40	28	24	12	20	.336	
UTA	1-1	5.21	19.0	20	12	11	7	12	.282	
App. State	2-1	7.67	27.0	34	27	23	15	37	.293	
Sun Belt Tourn.	5-1	6.34	55.1	67	49	39	26	61	.295	

CAREER WALK-OFF HITS

Player (Date)	Play	Inn.	Final
Z. Biernmann vs. UTA (5/24/19)	Solo home run	B10	14-13
K. Skeels vs. Troy (3/23/19)	Two-run home run	B9	9-7
P. Chavers vs. Wake Forest (3/5/19)	RBI single	B12	10-9
J. Johnson vs. Indiana (3/3/19)	Two-run single	B9	6-5
C. Wood vs. Oklahoma (2/17/18)	Single scored Buis	B10	4-3
C. Wood vs. Louisiana (4/8/17)	Two-run single	B9	9-8

GAME-WINNING PLAYS

Game-winning plays are ones that give Coastal the lead or break a tie en route to win

Game	Play	Inn.	Final
VCU	Zach Biernmann two-run home run	8th	10-8
Maryland	Kieton Rivers RBI triple	3rd	7-2
Campbell	Kyle Skeels two-run single	2nd	11-2
at UNCW	Zach Biernmann sac fly	4th	10-5
Michigan State [1]	Zach Biernmann RBI ground out	1st	13-0
Michigan State [2]	Kyle Skeels RBI double	6th	12-5
Kent State	Cameron Pearcey sac fly	3rd	8-2
Illinois	Keaton Weisz two-run home run	4th	11-3
UConn	Jared Johnson two-run single	4th	10-7
Indiana	Jared Johnson two-run single #	9th	6-5
Wake Forest	Parker Chavers RBI single #	12th	10-9
Wake Forest	Kieton Rivers two-run double	2nd	14-8
Washington	Kyle Skeels RBI single	8th	5-2
at ULM	Cory Wood three-run home run	4th	13-3
at ULM	Jake Wright two-run single	5th	14-2
at ULM	ULM throwing error	7th	15-7
Troy	Zach Biernmann two-run home run	6th	4-2
Troy	Kyle Skeels two-run home run #	9th	9-7
UNCW	Cameron Pearcey scored on a wild pitch	3rd	9-2
Arkansas State	Zach Biernmann two-run single	4th	6-0
at South Alabama	Kyle Skeels two-run home run	7th	9-4
at South Alabama	Scott McKeon two-run single	6th	14-5
at NC State	Parker Chavers two-run home run	9th	7-6
Ga. Southern [1]	Cory Wood bases-loaded walk	8th	9-7
at Georgia State	Zach Biernmann RBI ground out	1st	27-2
at Georgia State	Morgan Hyde RBI single	10th	6-5
Louisiana	Zach Biernmann two-run single	5th	11-9
at UTA	Parker Chavers RBI triple	11th	8-6
Appalachian State	Mike Koenig grand slam	2nd	19-3
Appalachian State	Zach Biernmann two-run single	6th	9-6
Texas State	Parker Chavers bases-loaded walk	5th	13-4
UTA	Zach Biernmann solo home run #	10th	14-13
ULM [1]	Jared Johnson bases-loaded walk	8th	26-10
ULM [2]	B.T. Riopelle sac fly	3rd	10-6
Georgia Southern	Kyle Skeels RBI double	6th	9-7
# – walk-off win			

GAME WINNING RBI LEADERS	2019	CAREER
Zach Biernmann	9	9
Parker Chavers	4	6
Morgan Hyde	1	1
Jared Johnson	3	3
Mike Koenig	1	1
Scott McKeon	1	1
Cameron Pearcey	1	2
B.T. Riopelle	1	1
Kieton Rivers	2	7
Kyle Skeels	6	9
Keaton Weisz	1	5
Cory Wood	2	9
Jake Wright	1	1
Other *	2	-

* passed ball, error or wild pitch

GAME WINNING RUNS LEADERS	2019	CAREER
Zach Biernmann	2	9
Turner Buis	-	1
Parker Chavers	5	12
Mike Koenig	1	1
Nick Lucky	1	1
Scott McKeon	6	6
Cameron Pearcey	2	5
Kieton Rivers	3	12
Kyle Skeels	3	4
Keaton Weisz	1	2
Cory Wood	7	21
Jake Wright	4	4

GAMES STARTED (POSITION PLAYERS)

Player	2019	CAREER	CURRENT STREAK
Zach Biermann	60	116	97
Turner Buis	-	7	-
Dallas Callahan	4	4	-
Parker Chavers	54	114	37
Morgan Hyde	6	6	-
Jared Johnson	9	9	1
Mike Koenig	41	55	4
Nick Lucky	10	10	-
Scott McKeon	60	60	60
Cameron Pearcey	52	84	-
BT Riopelle	6	6	-
Kieton Rivers	59	148	12
Kyle Skeels	55	95	12
Keaton Weisz	20	69	-
Cory Wood	56	155	9
Jake Wright	48	48	45

* Wood had 66-straight starts until missing the start versus Troy (3/24/19).

* Chavers had 66-straight starts until getting injured versus San Diego (3/8/19).

* Rivers had 68-straight starts until missing the start versus Louisiana (5/5/19).

STREAKS (POSITION PLAYERS)

PLAYER	HITTING		ON-BASE	
	CURRENT	LONGEST	CURRENT	LONGEST
Zach Biermann	-	9	-	29
Turner Buis	-	5	-	7
Dallas Callahan	1	2	1	2
Parker Chavers	-	10	7	18
Morgan Hyde	-	6	-	6
Davie Inman	1	1	1	1
Jared Johnson	-	4	-	8
Mike Koenig	1	8	5	8
Nick Lucky	3	3	3	3
Scott McKeon	9	14	9	14
Cameron Pearcey	-	11	2	24
BT Riopelle	-	4	2	5
Kieton Rivers	1	10	1	21
Kyle Skeels	2	6	9	13
Keaton Weisz	-	10	1	10
Cory Wood	2	13	11	38
Jake Wright	-	9	23	23

* Longest is career long

PINCH HITTING BREAKDOWN IN 2019

PLAYER	AVG.	AB-H-RBI	2B-3B-HR	BB-HBP-SO
Davie Inman	1.000	1-1-1	0-0-0	0-0-0
Morgan Hyde	.556	9-5-1	1-0-0	0-0-0
BT Riopelle	.500	2-1-0	0-0-0	0-0-1
Dallas Callahan	.333	6-2-0	0-0-0	1-1-3
Turner Buis	.200	10-2-0	1-0-0	3-1-3
Jared Johnson	.182	22-4-4	2-0-0	6-0-11
Jake Wright	.167	6-1-1	0-0-0	5-0-2
Nick Lucky	.083	12-1-1	1-0-0	2-0-6
Mike Koenig	.000	2-0-0	0-0-0	2-0-1
Bobby Holmes	.000	1-0-0	0-0-0	0-0-0
Cory Wood	.000	1-0-0	0-0-0	0-0-1
Kyle Skeels	.000	1-0-0	0-0-0	0-0-1

*only counts pinch hit at-bats

MULTIPLE HIT GAMES

	2019 SEASON					CAREER				
	2	3	4	5+	Total	2	3	4	5+	Total
C. Wood	15	3	1	-	19	42	7	2	-	51
K. Rivers	13	5	-	1	19	37	8	1	2	48
Z. Biermann	14	5	1	1	21	24	11	1	1	37
P. Chavers	10	3	1	2	16	23	5	3	2	33
S. McKeon	18	7	1	-	25	18	7	1	-	25
K. Skeels	12	5	1	-	18	15	8	2	-	25
J. Wright	14	3	2	-	19	14	3	2	-	19
C. Pearcey	9	3	1	-	13	12	3	1	-	16
K. Weisz	3	1	-	-	4	13	1	-	-	14
M. Koenig	5	2	-	-	7	8	3	-	-	11
J. Johnson	3	1	-	-	4	3	1	-	-	4
M. Hyde	4	-	-	-	4	4	-	-	-	4
N. Lucky	4	-	-	-	4	4	-	-	-	4
T. Buis	-	-	-	-	-	2	1	-	-	3
D. Callahan	-	1	-	-	1	-	1	-	-	1

MULTIPLE RBI GAMES

	2019 SEASON					CAREER				
	2	3	4	5+	Total	2	3	4	5+	Total
K. Rivers	4	8	2	2	16	17	11	4	4	36
Z. Biermann	12	3	2	3	20	19	5	6	4	33
P. Chavers	13	3	1	1	17	16	5	3	1	24
K. Skeels	9	1	1	2	13	11	5	3	3	22
C. Wood	5	2	-	-	7	14	5	-	-	19
K. Weisz	1	3	-	-	4	6	7	1	-	14
J. Wright	5	1	2	3	11	5	1	2	3	11
S. McKeon	10	-	-	1	11	10	-	-	1	11
M. Koenig	2	3	2	-	7	3	3	2	-	8
C. Pearcey	2	2	1	-	5	3	2	2	-	7
J. Johnson	5	-	-	-	5	5	-	-	-	5
N. Lucky	2	1	-	-	3	2	1	-	-	3
M. Hyde	-	1	-	-	1	-	1	-	-	1
B. Riopelle	1	-	-	-	1	1	-	-	-	1
T. Buis	-	-	-	-	-	1	-	-	-	1

LEAD-OFF RUNNERS SCORE RUNS

• Percentage of lead-off runners that score in an inning

GAME	TIMES		PCT.
	LEAD-OFF HITTER	REACH BASE	
VCU	2	1	50.0%
Maryland	4	3	75.0%
Campbell	4	3	75.0%
at UNCW	5	4	80.0%
Michigan State [1]	5	5	100.0%
Michigan State [2]	4	4	100.0%
Kent State	4	2	50.0%
NC State	4	1	25.0%
at Charleston	4	0	0.0%
Illinois	5	4	80.0%
UConn	3	2	66.7%
Indiana	4	1	25.0%
Wake Forest	7	3	42.9%
Wake Forest	3	3	100.0%
vs. San Diego	3	2	66.7%
vs. Washington	4	3	75.0%
vs. Oregon State	2	1	50.0%
at Clemson	4	2	50.0%
at ULM	0	0	0.0%
at ULM	4	2	50.0%
at ULM	3	3	100.0%
Troy	2	1	50.0%
Troy	4	1	25.0%
Troy	5	2	40.0%
at UNCW	3	0	0.0%
UNCW	4	1	25.0%
Arkansas State	4	1	25.0%
Arkansas State	5	3	60.0%
Arkansas State	5	3	60.0%
at Illinois	6	1	16.7%
at Illinois	3	0	0.0%
at S. Alabama [1]	3	2	66.7%
at S. Alabama [2]	3	2	66.7%
at S. Alabama	6	4	66.7%
at NC State	4	4	100.0%
at Little Rock [1]	2	0	0.0%
at Little Rock [2]	1	0	0.0%
Charleston	3	2	66.7%
Ga. Southern	0	0	0.0%
Ga. Southern [1]	5	2	40.0%
Ga. Southern [2]	4	4	100.0%
at North Carolina	3	1	33.3%
at Georgia State	6	3	50.0%
at Georgia State	7	4	57.1%
at Georgia State	4	3	75.0%
Louisiana	4	0	0.0%
Louisiana	3	3	100.0%
Louisiana	4	2	50.0%
at UTA	2	1	50.0%
at UTA	2	1	50.0%
Clemson	2	1	50.0%
Appalachian State	3	3	100.0%
Appalachian State	4	3	75.0%
Appalachian State	6	5	83.3%
UTA	3	1	33.3%
Texas State	3	2	66.7%
UTA	4	2	50.0%
ULM	4	3	75.0%
ULM	4	3	75.0%
Georgia Southern	5	3	60.0%
TOTALS	220	126	57.3%
OPPONENTS	226	123	54.4%

COASTAL SAC BUNTS SUCCESS

• Coming into this season, Coastal has ranked among the nation's top 10 in sac bunts five times over the last 10 years heading into this season.

Year	NCAA RANK	# TIMES RUNNERS		
		SAC BUNTS	ADVANCED SCORED	PCT.
2015	15th	63	45	71.4
2016	4th	78	57	73.1
2017	8th	62	39	64.5
2018	48th	41	29	70.7
2019	43rd	37	24	64.9
5-yr Tot.	--	281	194	69.0

2019 SEASON

OPPONENT [GAME #]	SAC BY	RUNNER(S)	SCORED?
Michigan State [2]	Weisz	Rivers/Chavers	No/No
NC State	Rivers	Chavers	Yes
Illinois	Pearcey	McKeon	Yes
Indiana	Pearcey	McKeon	No
Wake Forest [1]	Pearcey	Wood	No
San Diego	Weisz	McKeon/Koenig	Yes/No
San Diego	Rivers	Chavers	Yes
Washington	Pearcey	Wood	Yes
Oregon State	Rivers	Johnson	No
Oregon State	Weisz	Wright/McKeon	Yes/Yes
Clemson	Weisz	Wright/McKeon	Yes/Yes
at ULM [2]	Rivers	Wright	No
Troy [2]	Lucky	McKeon	No
Arkansas State [2]	Wright	Wood/Pearcey	No/No
Arkansas State [2]	Koenig	McKeon	Yes
Arkansas State [2]	Rivers	Wright	No
at Illinois [2]	Rivers	McKeon/Wood	No/No
at South Alabama [1]	Pearcey	Wood	Yes
at NC State	Pearcey	Wood	Yes
at Little Rock [2]	Pearcey	Wood	No
Charleston	Koenig	McKeon/Riopelle	Yes/Yes
Georgia Southern [1]	Wood	Koenig	No
Georgia Southern [2]	Koenig	McKeon	Yes
at Georgia State [2]	Riopelle	Chavers	Yes
at Georgia State [2]	Koenig	McKeon	Yes
at Georgia State [3]	Callahan	McKeon/Koenig	Yes/Yes
Louisiana [3]	Koenig	Riopelle	No
UTA [1]	Lucky	McKeon	Yes
UTA [2]	Lucky	Rivers/McKeon	Yes/Yes
App State [2]	McKeon	Skeels/Biermann	Yes/No
App State [3]	Lucky	McKeon	Yes
UTA	Rivers	Wood	Yes
UTA	Skeels	Rivers/Wright	Yes/Yes
UTA	Skeels	Wright	No
UTA [2]	Hyde	McKeon/Koenig	Yes/No
ULM [1]	Koenig	Chavers/McKeon	Yes/Yes
ULM [2]	McKeon	Skeels/Chavers	Yes/Yes

BUNT SINGLES-BUNT ATTEMPTS

Player	Avg.	AB	H	SAC
Parker Chavers	1.000	1	1	0
Nick Lucky	1.000	1	1	4
Cameron Pearcey	.800	20	16	7
Jake Wright	.333	3	1	1
Cory Wood	.333	3	1	1
Scott McKeon	.200	5	1	2
Kieton Rivers	.000	2	0	7
Morgan Hyde	.000	1	0	1
Keaton Weisz	.000	1	0	4
Mike Koenig	.000	1	0	6
Kyle Skeels	.000	0	0	2
Dallas Callahan	.000	0	0	1
B.T. Riopelle	.000	0	0	1
Totals	.553	38	22	37

CHANTICLEERS BIG INNINGS *

* FOUR OR MORE RUNS

DATE	OPPONENT	INN.	BATTERS	R	H	E	CCU RESULT
2/15	VCU	6th	9	5	5	0	W, 10-8
2/19	at UNCW	1st	9	5	3	1	W, 10-5
2/22	Michigan State [2]	6th	11	5	6	1	W, 12-5
2/23	Kent State	3rd	8	5	5	1	W, 8-2
2/27	at Col. of Charleston	5th	8	4	5	0	L, 5-8
3/1	Illinois	6th	7	4	2	0	W, 11-3
3/2	UConn	4th	9	4	3	0	W, 10-7
3/5	Wake Forest	2nd	9	5	5	1	W, 10-9 (12)
	Wake Forest	4th	7	4	4	0	-
3/6	Wake Forest	1st	9	6	5	0	W, 14-8
3/10	vs. Oregon State	5th	9	4	3	2	T, 4-4 (11)
3/15	at ULM	4th	8	5	4	0	W, 13-3
	at ULM	7th	7	4	2	1	-
3/16	at ULM	5th	9	4	3	0	W, 14-2
	at ULM	8th	10	6	5	0	-
3/17	at ULM	7th	11	6	5	1	W, 15-7
3/27	UNCW	3rd	7	4	3	0	W, 9-2
4/7	at South Alabama	6th	12	8	4	1	W, 14-5
	at South Alabama	7th	8	4	3	0	-
4/20	Georgia Southern [1]	1st	7	4	4	2	W, 9-7
4/20	Georgia Southern [2]	9th	9	5	4	0	L, 12-13
4/26	at Georgia State	1st	9	5	1	1	W, 27-2
	at Georgia State	4th	11	6	5	0	-
	at Georgia State	6th	8	5	3	0	-
	at Georgia State	7th	14	9	7	1	-
4/28	at Georgia State	2nd	9	5	4	0	L, 11-15
5/4	Louisiana	3rd	9	4	2	0	L, 7-9
5/16	Appalachian State	2nd	7	4	1	0	W, 19-3
	Appalachian State	3rd	8	4	3	0	-
	Appalachian State	7th	12	7	6	0	-
5/22	UTA	9th	8	5	6	0	L, 8-9 (10)
5/23	Texas State	2nd	7	4	3	0	W, 13-4
5/24	UTA	7th	10	6	6	0	W, 14-13 (10)
5/25	ULM [1]	8th	13	9	4	0	W, 26-10
	ULM [1]	9th	11	7	6	0	-
5/25	ULM [2]	1st	9	5	6	1	W, 10-6
5/26	Georgia Southern	6th	8	4	2	0	W, 9-7

RECORD WITH A BIG INNING: 21-5-1

OPPONENT BIG INNINGS *

* FOUR OR MORE RUNS

DATE	OPPONENT	INN.	BATTERS	R	H	E	CCU RESULT
2/24	NC State	5th	7	4	2	0	L, 6-7 (11)
3/5	Wake Forest	3rd	11	6	4	0	W, 10-9 (12)
3/8	vs. San Diego	8th	10	6	3	0	L, 5-8 (8)
3/13	at Clemson	1st	9	6	6	0	L, 5-8
3/17	at ULM	2nd	8	4	2	2	W, 15-7
3/23	Troy	4th	8	4	4	0	W, 9-7
3/24	Troy	3rd	9	6	5	0	L, 8-10
4/2	at Illinois	1st	8	4	4	0	L, 2-4
4/12	at Little Rock [1]	1st	9	4	3	0	L, 5-8
4/12	at Little Rock [2]	7th	10	6	4	1	L, 0-14
4/16	Charleston	7th	7	4	4	1	L, 6-13
	Charleston	9th	9	4	5	1	-
4/20	Georgia Southern [1]	7th	9	4	3	1	W, 9-7
4/20	Georgia Southern [2]	2nd	9	4	3	1	L, 12-13
4/27	at Georgia State	6th	9	4	3	1	W, 6-5 (10)
4/28	at Georgia State	8th	7	4	3	0	L, 11-15
	at Georgia State	8th	9	5	4	1	-
5/14	Clemson	2nd	12	7	5	0	L, 3-14
	Clemson	7th	8	4	2	0	-
5/17	Appalachian State	1st	9	5	5	1	L, 6-18
	Appalachian State	5th	9	5	4	1	-
5/22	UTA	8th	10	5	4	1	L, 8-9 (10)
5/24	UTA	2nd	10	4	5	2	W, 14-13 (10)
	UTA	9th	7	4	4	0	-
5/25	ULM [1]	4th	9	4	5	0	W, 26-10
5/26	Georgia Southern	2nd	8	5	4	0	W, 9-7

RECORD WHEN ALLOWING A BIG INNING: 8-13-0

THE LAST TIME...

COASTAL THREW A NO-HITTER: Anthony Meo (9.0, 1 BB, 9 K) vs. Radford @ Big South Tournament
.....(May 25, 2011)

COASTAL WAS NO-HIT:Derek Duclos (6.0, 4 BB, 6 K) and Matt McLoughlin (3.0, 1 BB, 5 K)
.....by Richmond @Baseball at the Beach (Feb. 29, 2004)

COASTAL PITCHER THREW A NINE-INNING SHUTOUT:..... Alex Cunningham (back-to-back)
..... vs. Arkansas State (March 24, 2017) & at Georgia State (March 31, 2017)

COASTAL PITCHER THREW A NINE-INNING COMPLETE GAME:..... Alex Cunningham (back-to-back)
..... vs. Arkansas State (March 24, 2017) & at Georgia State (March 31, 2017)

COASTAL PITCHER STRUCK OUT DOUBLE DIGITS:Zach McCambley (10) vs. Troy (March 22, 2019)

COASTAL PINCH HITTER HIT A HOME RUN:..... Kyle Skeels (three-run HR in the 7th)
..... vs. LIU Brooklyn @ NCAA Conway Regional (June 1, 2018)

COASTAL WALK-OFF WIN: Zach Biermann (solo HR in the 10th)
..... vs. UTA (Sun Belt Championship Tournament - May 24, 2019)

COASTAL HIT A WALK-OFF HOME RUN:..... Zach Biermann (solo HR in the 10th)
..... vs. UTA (Sun Belt Championship Tournament - May 24, 2019)

COASTAL WAS DEFEATED BY A WALK-OFF HOME RUN:..... Ryan Jeffers (two-run HR in the 13th)
..... at UNC Wilmington (April 18, 2018)

COASTAL HIT A GRAND SLAM: Cameron Pearcey vs. ULM at 2019 Sun Belt Championship (May 25, 2019)

COASTAL HIT A LEAD-OFF HOME RUN TO START GAME:..... Billy Cooke at Georgia State (April 1, 2017)

COASTAL WAS SHUT OUT: Lost 0-10 vs. Louisiana (May 3, 2019)

COASTAL PLAYER HIT FOR THE CYCLE:..... Tommy La Stella at Charleston Southern (March 30, 2010)
..... (4-6, 2B, BB, K, 1B, F9, 3B, HR-Grand Slam)

COASTAL TURNED A TRIPLE PLAY:..... L4U-3 (Rico Noel to David Anderson) vs. Ball State (March 8, 2008)

COASTAL HIT INTO A TRIPLE PLAY:..... 5U-4-3 at The Citadel (March 25, 2014)

COASTAL HIT AN INSIDE-THE-PARK HOME RUN:..... Jacob May (solo HR to LC)
..... vs. Gardner-Webb (March 24, 2013)

COASTAL HIT BACK-TO-BACK HOME RUNS: Kieton Rivers & Jake Wright (9th)
..... vs. ULM at the 2019 Sun Belt Championship (May 25, 2019)

COASTAL PLAYER HIT MULTIPLE HOME RUNS:..... Mike Koenig (2)
..... at UT Arlington (May 10, 2019)

COASTAL'S LONGEST HITTING STREAK ON RECORD: 20, Mike Costanzo (2005)

COASTAL'S LONGEST REACHED BASE SAFELY STREAK ON RECORD:..... 55, Mike Costanzo (2004-05)
..... (last 33 of '04, 1st 22 of '05)

COASTAL STOLE HOME: Mike Koenig (4th inning/Double Steal)
..... vs. Wake Forest (March 7, 2018)

COASTAL SCORED 10-PLUS RUNS IN AN INNING:..... 10 (4th inning) at Arkansas State (March 17, 2018)

COASTAL ALLOWED 10-PLUS RUNS IN AN INNING: 10 (6th inning) at Wake Forest (April 11, 2017)

COASTAL'S RECORD WHEN ...

In Doubleheaders	7-5-0
True DH.....	7-5-0
Mixed DH	0-0-0
<hr/>	
Versus Ranked Opponent	2-3-1
Versus Top 10	1-0-1
Versus 11-25	1-3-0
Versus 26-30	0-0-0
<hr/>	
On Monday.....	0-0-0
On Tuesday.....	2-5-0
On Wednesday.....	3-4-0
On Thursday.....	2-1-0
On Friday.....	9-6-0
On Saturday.....	13-4-0
On Sunday.....	6-4-1
<hr/>	
In February.....	7-2-0
In March.....	13-6-1
In April.....	6-10-0
In May.....	9-6-0
In June.....	0-0-0
<hr/>	
In Black Hat/Teal Brim/Teal "C"	13-5-0
In All Black Hat/Teal "C"	22-19-1
<hr/>	
In Black/Teal Bill Helmet/Teal "C"	14-6-0
In All Black Batting Helmet/Teal "C"	17-15-1
In White Front Batting Helmet.....	4-3-0
<hr/>	
In White Jersey.....	6-2-0
In Black Jersey.....	6-6-1
In Pinstripe Jersey.....	7-4-0
In Teal Jersey.....	10-4-0
In Gray Jersey.....	6-8-0
<hr/>	
In Pinstripe Pants.....	11-6-1
In White Pants.....	17-6-0
In Gray Pants.....	7-12-0
<hr/>	
In White Jersey/White Pants.....	6-2-0
In Teal Jersey/White Pants.....	10-4-0
In Black Jersey/White Pants.....	1-0-0
<hr/>	
In Pinstripe Jersey/Pinstripe Pants.....	7-4-0
In Teal Jersey/Pinstripe Pants.....	0-0-0
In Black Jersey/Pinstripe Pants.....	4-2-1
<hr/>	
In Gray Jersey/Gray Pants.....	6-8-0
In Teal Jersey/Gray Pants.....	0-0-0
In Black Jersey/Gray Pants.....	1-4-0
<hr/>	
In White Jersey/White Pants/Teal Brim Hat.....	5-2-0
In White Jersey/White Pants/All Black Hat	1-0-0
In Teal Jersey/White Pants/Teal Brim Hat	7-4-0
In Teal Jersey/White Pants/All Black Hat.....	3-0-0
In Black Jersey/White Pants/All Black Hat.....	1-0-0
<hr/>	
In Pinstripe Jersey/Pinstripe Pants/All Black Hat.....	7-4-0
In Pinstripe Jersey/Pinstripe Pants/Teal Brim Hat	0-0-0
In Teal Jersey/Pinstripe Pants/All Black Hat	0-0-0
In Teal Jersey/Pinstripe Pants/Teal Brim Hat.....	0-0-0
In Black Jersey/Pinstripe Pants/All Black Hat	4-2-1
In Black Jersey/Pinstripe Pants/Teal Brim Hat	0-0-0
<hr/>	
In Gray Jersey/Gray Pants/All Black Hat.....	6-8-0
In Gray Jersey/Gray Pants/Teal Brim Hat	0-0-0
In Black Jersey/Gray Pants/All Black Hat	1-4-0
In Black Jersey/Gray Pants/Teal Brim Hat	0-0-0
In Teal Jersey/Gray Pants/All Black Hat	0-0-0
In Teal Jersey/Gray Pants/Teal Brim Hat.....	0-0-0

NCAA'S MOST WINS (2000-18)

No.	Team	Wins
1.	Florida State	912
2.	South Carolina	863
3.	LSU	857
4.	North Carolina	849
5.	Rice	837
6.	Texas	817
7.	Florida	807
8.	COASTAL CAROLINA	806
9.	Clemson	800
10.	Cal State Fullerton	800
11.	Miami (Fla.)	791
12.	TCU	777
13.	Virginia	773
14.	Oral Roberts	768
15.	Georgia Tech	766
16.	Louisville	765
17.	Oregon State	751
18.	Vanderbilt	750
19.	Texas A&M	748
20.	East Carolina	742

NCAA'S WINNINGEST TEAMS BY PERCENTAGE

2000-18 (MIN. 10 YRS AS DI)

No.	Team	Won	Lost	Ties	Pct.
1.	Florida State	912	349	1	0.723
2.	North Carolina	849	362	1	0.701
3.	LSU	857	370	5	0.698
4.	South Carolina	863	383	0	0.693
5.	Rice	837	373	2	0.691
6.	COASTAL CAROLINA	806	372	1	0.684
7.	Oral Roberts	768	365	0	0.678
8.	Cal State Fullerton	800	382	0	0.677
	Oregon State	751	358	2	0.677
10.	Texas	817	394	1	0.675
11.	Miami (Fla.)	791	384	3	0.673
12.	TCU	777	382	0	0.670
13.	Virginia	773	383	3	0.668
14.	Florida	807	422	2	0.656
15.	Clemson	800	422	1	0.655
16.	Arizona State	715	379	2	0.653
17.	Louisville	765	412	1	0.650
	Georgia Tech	766	412	1	0.650
19.	Kent State	719	398	0	0.644
20.	Vanderbilt	750	433	0	0.634

MOST NCAA REGIONALS SINCE 1999

(19 YEARS — FIELD OF 64 ERA)

No.	Team	Appearances
1.	Cal State Fullerton	20
	Florida State	20
3.	Rice	19
	Clemson	19
5.	Miami (Fla.)	18
	Oral Roberts	18
7.	Arkansas	17
	Florida	17
	LSU	17
	North Carolina	17
	South Carolina	17
	Texas	17
13.	Bethune-Cookman	16
	Mississippi	16
15.	COASTAL CAROLINA	15
	Georgia Tech	15
	East Carolina	15
	Mississippi State	15
	North Carolina State	15
	Texas A&M	15
	Arizona State	15 *

* - Arizona State has gone to 16 regionals, but the NCAA vacated their 2007 appearance

CAREER HOME RUNS AS A CHANT

* – Leadoff ITP – Inside-the-Park GS – Grand Slam

ZACH BIERMANN	Opponent	On Base	Inning	Outs	Count	Score	Final
1.	Feb. 7, 2018	Illinois	. 1 . .	5	0	1-0	0-7 L, 6-7
2.	Feb. 28, 2018	UNC Wilmington	. 1 . .	5	2	1-2	6-4 W, 10-5
3.	March 7, 2018	Wake Forest	0 . . .	3	2	1-0	2-2 W, 19-3
4.	March 7, 2018	Wake Forest	. 1 . .	4	1	1-1	6-3 W, 19-3
5.	March 9, 2018	High Point	* 0 . . .	2	0	0-1	0-0 L, 5-8
6.	March 10, 2018	Ohio State	* 0 . . .	3	0	0-0	1-2 W, 10-8
7.	March 29, 2018	at Georgia Southern	. 1 . . .	3	1	1-1	1-2 W, 7-3
8.	April 6, 2018	South Alabama	0 . . .	5	1	2-2	2-10 L, 6-11
9.	May 4, 2018	at Louisiana	0 . . .	4	1	2-0	0-3 L, 6-12
10.	May 6, 2018	at Louisiana	. . 2 .	4	2	1-0	4-1 W, 10-3
11.	May 19, 2018	at Appalachian State	0 . . .	4	1	1-2	8-1 W, 10-5
12.	May 23, 2018	vs. UTA	. 1 . .	8	2	1-2	10-2 W, 12-2
13.	June 3, 2018	Connecticut	* 0 . . .	2	0	1-2	0-0 L, 5-6
14.	Feb. 15, 2019	VCU	. 1 . .	8	2	2-2	8-6 W, 10-8
15.	Feb. 24, 2019	NC State	0 . . .	1	2	2-2	0-0 L, 6-7
16.	March 15, 2019	at ULM	0 . . .	8	2	1-0	12-3 W, 13-3
17.	March 22, 2019	Troy	. 1 . .	6	0	0-1	2-0 W, 4-2
18.	April 6, 2019	at South Alabama [2]	* 0 . . .	2	0	0-1	2-0 L, 4-8
19.	April 7, 2019	at South Alabama	* 0 . . .	9	0	3-2	13-5 W, 14-5
20.	April 10, 2019	at NC State	* 0 . . .	4	0	3-1	2-3 W, 7-6
21.	April 20, 2019	Georgia Southern [2]	. 1 . . .	2	0	0-0	1-4 L, 12-13
22.	April 23, 2019	at North Carolina	* 0 . . .	8	0	0-1	0-5 L, 1-6
23.	April 26, 2019	at Georgia State	GS . . . 3	7	0	3-2	16-2 W, 27-2
24.	May 16, 2019	Appalachian State	. . 2 .	3	0	1-2	5-0 W, 19-3
25.	May 18, 2019	Appalachian State	. 1 . .	4	0	2-1	1-2 W, 9-6
26.	May 23, 2019	Texas State	* 0 . . .	2	0	1-2	0-0 W, 13-4
27.	May 23, 2019	Texas State	. . 2 .	8	0	0-1	10-4 W, 13-4
28.	May 24, 2019	UTA	. 1 . .	1	2	3-1	0-3 W, 14-13
29.	May 24, 2019	UTA	0 . . .	8	1	0-2	12-9 W, 14-13
30.	May 24, 2019	UTA	0 . . .	10	2	0-1	13-13 W, 14-13

PARKER CHAVERS	Opponent	On Base	Inning	Outs	Count	Score	Final
1.	March 3, 2018	Maryland	0 . . .	5	1	0-1	1-5 L, 6-7
2.	March 4, 2018	Radford	0 . . .	4	1	0-0	2-3 W, 13-7
3.	March 13, 2018	Connecticut	* 0 . . .	4	0	0-0	4-11 L, 10-12
4.	March 30, 2018	at Georgia Southern	. 1 . .	7	1	1-1	10-2 W, 15-2
5.	April 29, 2018	ULM	. 1 . .	7	2	3-2	12-9 W, 17-16
6.	May 11, 2018	Little Rock	0 . . .	6	2	2-2	2-0 W, 4-0
7.	May 24, 2018	vs. South Alabama	GS . . . 3	9	2	0-0	12-4 W, 16-4
8.	Feb. 15, 2019	VCU	. 1 . .	2	0	0-1	0-3 W, 10-8
9.	Feb. 22, 2019	Michigan State [1]	0 . . .	3	1	1-0	5-0 W, 13-0
10.	Feb. 22, 2019	Michigan State [2]	. . 2 .	7	0	0-1	9-3 W, 12-5
11.	Feb. 23, 2019	Kent State	. . 2 .	3	1	0-1	4-0 W, 8-2
12.	March 5, 2019	Wake Forest	. 1 . .	4	2	1-2	7-6 W, 10-9
13.	March 23, 2019	Troy	. 1 . .	5	0	0-2	5-6 W, 9-7
14.	April 6, 2019	at South Alabama [2]	0 . . .	1	2	1-0	1-0 L, 4-8
15.	April 10, 2019	at NC State	. 1 . .	9	1	2-1	5-6 W, 7-6
16.	April 20, 2019	Georgia Southern [1]	0 . . .	6	0	2-1	5-1 W, 9-7
17.	April 20, 2019	Georgia Southern [1]	. . 2 .	9	1	2-2	8-13 L, 12-13
18.	April 27, 2019	at Georgia State	. 1 . .	6	1	1-1	1-0 W, 6-5
19.	May 23, 2019	Texas State	0 . . .	7	1	0-0	7-4 W, 13-4
20.	May 25, 2019	ULM	. 1 . .	1	2	1-0	2-0 W, 10-6

MORGAN HYDE	Opponent	On Base	Inning	Outs	Count	Score	Final
1.	May 23, 2019	Texas State	. . 2 .	2	1	2-2	1-0 W, 13-4

JARED JOHNSON	Opponent	On Base	Inning	Outs	Count	Score	Final
1.	Feb. 22, 2019	Michigan State [1]	0 . . .	7	1	2-2	11-0 W, 13-0
2.	March 15, 2019	at ULM	. 1 . .	5	1	0-1	6-1 W, 13-3

MIKE KOENIG	Opponent	On Base	Inning	Outs	Count	Score	Final
1.	Feb. 17, 2019	Campbell	0 . . .	3	1	2-1	4-0 W, 11-2
2.	March 16, 2019	at ULM	GS . . . 3	8	1	2-0	8-2 W, 14-2
3.	April 7, 2019	at South Alabama	. 1 . .	6	2	1-1	6-1 W, 14-5
4.	April 28, 2019	at Georgia State	. 1 . .	2	1	3-1	1-3 L, 11-15
5.	May 10, 2019	at UTA	. 1 . .	2	2	1-1	0-1 W, 8-6
6.	May 10, 2019	at UTA	0 . . .	8	1	1-0	4-5 W, 8-6
7.	May 16, 2019	Appalachian State	GS . . . 3	2	2	1-0	0-0 W, 19-3

NICK LUCKY	Opponent	On Base	Inning	Outs	Count	Score	Final
1.	May 16, 2019	Appalachian State	. . 2 .	7	2	3-0	13-1 W, 19-3

SCOTT MCKEON	Opponent	On Base	Inning	Outs	Count	Score	Final
1.	March 6, 2019	Wake Forest	0 . . .	5	1	1-1	9-5 W, 14-8
2.	March 16, 2019	at ULM	* 0 . . .	5	0	1-0	0-2 W, 14-2
3.	May 26, 2019	Georgia Southern	* 0 . . .	7	0	0-0	8-7 W, 9-7

CAREER HOME RUNS AS A CHANT

* – Leadoff ITP – Inside-the-Park GS – Grand Slam

CAMERON PEARCEY	Opponent	On Base	Inning	Outs	Count	Score	Final
1. Feb. 27, 2016	Ohio State	0 . . .	3	1	0-0	0-0	L, 4-6
2. Feb. 25, 2017	West Virginia	* 0 . . .	4	0	1-1	4-9	L, 9-22
3. April 27, 2018	ULM	. . . 2 .	8	0	0-0	11-4	W, 14-4
4. Feb. 19, 2019	at UNCW	* 0 . . .	8	0	1-0	9-5	W, 10-5
5. April 7, 2019	at South Alabama	* 0 . . .	8	0	0-0	12-5	W, 14-5
6. April 26, 2019	at Georgia State	. . . 2 .	4	1	1-1	5-2	W, 27-2
7. May 4, 2019	Louisiana	0 . . .	3	2	0-1	0-3	L, 7-9
8. May 25, 2019	ULM	GS . . . 3	9	2	0-0	22-10	W, 26-10

KIETON RIVERS	Opponent	On Base	Inning	Outs	Count	Score	Final
1. March 4, 2016	Cincinnati	GS . . . 3	7	2	1-1	3-9	L, 7-10
2. May 5, 2017	at ULM	. . 1 . .	3	2	0-1	2-2	W, 7-5
3. Feb. 16, 2018	Virginia Tech	* 0 . . .	4	0	1-0	2-0	W, 17-2
4. March 31, 2018	at Georgia Southern	* 0 . . .	9	0	3-2	2-5	L, 4-5
5. April 27, 2018	ULM	. . 1 . .	2	2	0-0	4-2	W, 14-4
6. May 9, 2018	North Carolina	0 . . .	8	2	2-0	4-2	W, 5-2
7. June 1, 2018	LIU Brooklyn	. . . 2 .	5	2	3-0	9-0	W, 16-1
8. March 1, 2019	Illinois	. . . 2 .	6	1	2-0	7-3	W, 11-3
9. March 13, 2019	at Clemson	* 0 . . .	2	0	0-0	1-6	L, 5-8
10. March 27, 2019	UNCW	. . 1 . .	2	0	2-0	0-1	W, 9-2
11. March 27, 2019	UNCW	. . . 2 .	3	1	1-2	3-1	W, 9-2
12. April 7, 2019	at South Alabama [1]	. . . 2 .	5	2	0-0	1-4	W, 9-4
13. April 10, 2019	at NC State	* 0 . . .	5	0	1-2	3-3	W, 7-6
14. April 20, 2019	Georgia Southern [1]	. . 1 . .	1	1	2-2	1-0	W, 9-7
15. April 20, 2019	Georgia Southern [1]	* 0 . . .	6	0	1-2	4-1	W, 9-7
16. May 14, 2019	Clemson	0 . . .	2	2	1-2	0-8	L, 3-14
17. May 25, 2019	ULM	. . 1 . .	6	2	0-0	5-9	W, 26-10
18. May 25, 2019	ULM	0 . . .	9	1	1-1	19-10	W, 26-10
19. May 26, 2019	Georgia Southern	* 0 . . .	5	0	1-0	3-7	W, 9-7
20. May 26, 2019	Georgia Southern	. . . 2 .	6	1	1-2	4-7	W, 9-7

KYLE SKEELS	Opponent	On Base	Inning	Outs	Count	Score	Final
1. March 29, 2017	UNC Wilmington	* 0 . . .	7	0	0-1	11-2	W, 13-2
2. April 8, 2017	Louisiana	. . 1 . .	5	1	0-1	3-5	W, 9-8
3. April 30, 2017	Troy	* 0 . . .	2	0	0-1	3-1	W, 11-8
4. May 9, 2017	UNC Wilmington	0 . . .	3	1	2-1	5-0	W, 13-6
5. May 19, 2017	Appalachian State	. . 1 . .	4	1	0-0	1-0	W, 4-2
6. Feb. 25, 2018	VCU	. . 1 . .	6	1	3-2	13-5	W, 15-5
7. March 7, 2018	Wake Forest	* 0 . . .	5	0	0-0	12-3	W, 19-3
8. March 30, 2018	at Georgia Southern	0 . . .	7	1	0-0	12-2	W, 15-2
9. April 20, 2018	Georgia State	0 . . .	2	1	1-2	0-2	L, 2-3
10. June 1, 2018	LIU Brooklyn	. . . 2 .	7	2	1-1	13-0	W, 16-1
11. March 6, 2019	Wake Forest	. . . 2 .	6	1	1-0	10-5	W, 14-8
12. March 23, 2019	Troy	. . 1 . .	9	2	0-1	7-7	W, 9-7
13. March 29, 2019	Arkansas State	0 . . .	8	2	0-0	1-4	L, 2-4
14. March 30, 2019	Arkansas State [1]	* 0 . . .	7	0	0-1	3-0	W, 6-0
15. March 30, 2019	Arkansas State [2]	* 0 . . .	8	0	2-0	2-4	L, 3-7
16. April 6, 2019	at South Alabama [1]	. . 1 . .	7	2	1-1	4-4	W, 9-4
17. April 6, 2019	at South Alabama [1]	. . 1 . .	9	0	2-1	7-4	W, 9-4
18. April 12, 2019	at Little Rock [1]	0 . . .	6	2	0-0	3-6	L, 5-8
19. May 24, 2019	UTA	. . 1 . .	6	2	3-2	3-8	W, 14-13
20. May 24, 2019	UTA	. . . 2 .	7	0	1-0	7-9	W, 14-13

KEATON WEISZ	Opponent	On Base	Inning	Outs	Count	Score	Final
1. April 7, 2018	South Alabama	GS . . . 3	4	0	1-1	6-3	W, 14-7
2. April 27, 2018	ULM	. . 1 . .	2	1	1-1	0-2	W, 14-4
3. May 23, 2018	vs. UTA	. . 1 . .	6	2	1-2	3-0	W, 12-2
4. Feb. 22, 2019	Michigan State [1]	* 0 . . .	5	0	2-0	8-0	W, 13-0
5. Feb. 24, 2019	NC State	. . . 2 .	2	1	0-1	1-0	L, 6-7
6. March 1, 2019	Illinois	. . 1 . .	4	1	0-0	2-1	W, 11-3

CORY WOOD	Opponent	On Base	Inning	Outs	Count	Score	Final
1. March 28, 2017	at North Carolina	. . . 2 .	9	2	0-1	3-7	L, 6-7
2. April 1, 2017	at Georgia State	. . 1 . .	6	1	3-2	5-4	W, 8-5
3. April 11, 2017	at Wake Forest	. . . 2 .	3	2	2-1	0-0	L, 9-19
4. March 15, 2019	at ULM	. . . 2 .	4	2	3-0	3-1	W, 13-3
5. May 16, 2019	Appalachian State	0 . . .	7	2	0-0	16-1	W, 19-3

JAKE WRIGHT	Opponent	On Base	Inning	Outs	Count	Score	Final
1. March 15, 2019	at ULM	GS . . . 3	7	1	0-0	8-3	W, 13-3
2. March 17, 2019	at ULM	. . . 2 .	2	1	2-0	3-0	W, 15-7
3. March 22, 2019	Troy	0 . . .	1	2	3-1	0-0	W, 4-2
4. April 10, 2019	at NC State	0 . . .	1	2	1-0	0-0	W, 7-6
5. April 12, 2019	at Little Rock [1]	0 . . .	1	2	0-0	0-0	L, 5-8
6. April 28, 2019	at Georgia State	0 . . .	4	1	3-1	7-5	L, 11-15
7. May 4, 2019	Louisiana	* 0 . . .	5	0	2-1	4-5	L, 7-9
8. May 5, 2019	Louisiana	. . . 2 .	4	0	3-2	5-4	W, 11-9
9. May 25, 2019	ULM	. . 1 . .	3	1	2-0	1-3	W, 26-10
10. May 25, 2019	ULM	0 . . .	9	1	1-0	20-10	W, 26-10

EXTRA INNING SEASON NOTES

CONSENSUS PRESEASON TOP 25

- For the third time since 2010, the Chanticleers were a consensus preseason top 25 nationally ranked program this preseason having been ranked in the top 25 in all six major nationally recognized preseason polls.
- The Chants were ranked No. 12 by Collegiate Baseball, No. 21 by D1Baseball, No. 22 by USA Today, No. 22 by NCBWA, No. 23 by Baseball America and No. 25 by Perfect Game.
- Coastal was also ranked in all six preseason polls in 2010 and 2017, and were ranked in five preseason polls in 2016, yet were only receiving votes in the USA Today Preseason Coaches Poll.

PRESEASON LOVE

- A number of Chanticleers earned preseason accolades to start 2019.
- **Cory Wood** (second team), **Matt Eardensohn** (third team) and **Zach Biermann** (third team) were all named Collegiate Baseball preseason All-Americans.
- Wood, Eardensohn and **Parker Chavers** were all named to the preseason All-Sun Belt Conference team.
- Eardensohn also earned a spot on the 2019 NCBWA Stopper of the Year preseason watch list.

PICKED TO THREE-PEAT IN THE EAST

- The Chanticleers were a unanimous pick to win the Sun Belt Conference East Division in the 2019 Sun Belt Conference Coaches' Preseason Poll. Picked to three-peat as East Division champions, the Chanticleers received 12 first-place votes and a total of 72 points in the preseason ballot.

HIGHLY-TOUTED FRESHMEN CLASS

- Coastal Carolina baseball's 2018 recruiting class (current freshmen class) was ranked nationally by three national organizations - No. 14 by D1Baseball, No. 18 by Collegiate Baseball and No. 25 from Baseball America.
- CCU was the lone Sun Belt Conference team to have their recruiting class ranked in the national top 25 in any poll.

CHALLENGING SLATE IN 2019

- A total of 12 teams on Coastal's schedule this season including Oregon State, the defending 2018 NCAA National Champions, NC State, Clemson, North Carolina, UConn, Indiana, Washington, Northeastern, UNC Wilmington, Troy, Campbell and Kent State all played in the 2018 NCAA Division I Baseball Championship Tournament last year.

30TH SEASON

- Coastal Carolina baseball head coach **Gary Gilmore** is in his 30th season as a head coach at the collegiate level.
- He has posted an overall career record of 1,215-602-4 at the helm of two programs - USC Aiken (1990-95) and his alma mater Coastal Carolina (1996-present).

CHANTS FAMILY

- Head coach Gary Gilmore's coaching staff is truly part of the Chants family, as three of the four members played at Coastal Carolina in associate head coach **Kevin Schnall** (2001), volunteer assistant coach **Matt Schilling** (1994) and director of baseball operations **Chad Oxendine** (2004).
- Gilmore also played at Coastal Carolina and is a 1980 graduate of the University.
- Although not a Coastal graduate, **Drew Thomas** is part of the family having been on staff now for 13 seasons.

STARTERS

2019 STARTING PITCHER STATS

PITCHER	STARTS	IP	W-L	ERA
Anthony Veneziano	13	66.2	5-2	4.18
Zach McCambley	11	49.1	4-2	5.11
Nick Parker	7	27.0	1-1	6.00
Matt Eardensohn	3	14.1	0-1	6.91
Austin Kitchen	13	57.2	5-4	7.02
Garrett McDaniels	8	23.1	0-3	8.41
Scott Kobos	4	9.0	1-1	11.00
Bobby Holmes	1	1.1	0-1	33.75

* STATS AS A STARTER IN 2019 (NOT OVERALL)

STARTING PITCHER RECORDS

PITCHER	2019 STARTS	2019	CAREER
Anthony Veneziano	13	5-2	14-3
Zach McCambley	11	4-2	6-2
Austin Kitchen	13	5-4	5-4
Bobby Holmes	1	0-1	3-1
Scott Kobos	4	1-1	2-1
Matt Eardensohn	3	0-1	1-1
Jay Causey	-	-	0-0
Nick Parker	7	1-1	1-1
Shaddon Peavyhouse	-	-	0-1
Garrett McDaniels	8	0-3	0-3

* CAREER RECORD IS RECORD AS A STARTER (NOT OVERALL)

TEAM RECORD BY STARTER

PITCHER	STARTS	RECORD
Anthony Veneziano	34	27-7
Zach McCambley	18	13-5
Austin Kitchen	14	9-5
Bobby Holmes	7	5-2
Scott Kobos	6	4-2
Matt Eardensohn	4	2-2
Garrett McDaniels	8	3-5
Nick Parker	7	2-5
Shaddon Peavyhouse	1	0-1
Jay Causey	1	0-1

STARTING PITCHERS GAME-BY-GAME

PITCHER	DATE	OPPONENT	DEC.	IP	H	R	ER	BB	SO	NP	SCORE	FINAL
											W/LEFT	SCORE
Zach McCambley	2/15	VCU	--	3.1	9	5	5	1	2	88	2-4	10-8
Anthony Veneziano	2/16	Maryland	W	5.0	3	0	0	0	6	81	6-0	7-2
Garrett McDaniels	2/17	Campbell	--	4.0	2	0	0	3	3	65	5-0	11-2
Scott Kobos	2/19	at UNCW	W	2.0	1	0	0	0	4	26	5-0	10-5
Zach McCambley	2/22	Michigan State	W	6.0	2	0	0	1	6	100	11-0	13-0
Austin Kitchen	2/22	Michigan State	W	5.0	7	3	3	0	5	89	4-3	12-5
Anthony Veneziano	2/23	Kent State	W	5.0	7	2	2	2	4	91	8-2	8-2
Garrett McDaniels	2/24	NC State	--	4.1	6	5	5	1	1	77	5-4	6-7 (11)
Bobby Holmes	2/27	at Charleston	L	1.1	5	5	5	1	1	41	0-4	5-8
Zach McCambley	3/1	Illinois	W	5.0	3	1	1	0	4	77	6-1	11-3
Anthony Veneziano	3/2	UConn	--	4.1	10	7	5	2	4	81	8-6	10-7
Garrett McDaniels	3/3	Indiana	--	2.1	1	2	1	3	3	49	0-1	6-5
Austin Kitchen	3/5	Wake Forest	--	1.0	0	0	0	0	1	16	0-0	10-9 (12)
Scott Kobos	3/6	Wake Forest	--	3.0	6	4	4	1	4	69	9-4	14-8
Zach McCambley	3/8	vs. San Diego	--	5.0	4	2	1	3	3	89	3-1	5-8
Austin Kitchen	3/9	vs. Washington	W	7.0	5	2	2	1	7	101	5-2	5-2
Garrett McDaniels	3/10	vs. Oregon State	--	4.1	4	3	3	2	3	63	0-3	4-4 (11)
Scott Kobos	3/13	at Clemson	L	0.2	5	5	5	0	0	19	0-3	5-8
Zach McCambley	3/15	at ULM	W	6.0	6	3	2	1	7	96	12-3	13-3
Austin Kitchen	3/16	at ULM	W	5.0	7	2	1	1	1	84	5-2	14-2
Garrett McDaniels	3/17	at ULM	--	4.0	5	6	2	2	2	70	6-4	15-7
Zach McCambley	3/22	Troy	W	5.0	3	0	0	3	10	94	2-0	4-2
Austin Kitchen	3/23	Troy	--	4.0	8	6	6	2	2	71	5-6	9-7
Garrett McDaniels	3/24	Troy	L	3.0	7	6	6	1	2	63	3-6	8-10
Nick Parker	3/26	at UNCW	--	4.0	4	3	3	2	5	66	1-3	4-5
Anthony Veneziano	3/27	UNCW	W	7.0	3	2	1	1	9	103	9-2	9-2
Zach McCambley	3/29	A-State	L	5.0	6	4	4	3	7	102	1-4	2-4
Austin Kitchen	3/30	A-State	W	7.0	4	0	0	1	9	109	5-0	6-0
Garrett McDaniels	3/30	A-State	L	0.1	2	3	3	1	0	14	0-2	3-7
Anthony Veneziano	4/2	at Illinois	L	6.0	7	4	4	2	3	101	2-4	2-4
Nick Parker	4/3	at Illinois	--	6.0	6	1	1	1	1	102	1-1	1-4
Zach McCambley	4/6	at USA [1]	--	5.0	8	4	4	1	5	90	4-4	9-4
Austin Kitchen	4/6	at USA [2]	L	4.0	6	5	5	3	4	83	4-5	4-8
Anthony Veneziano	4/7	at USA	W	5.1	2	2	2	4	8	85	8-1	14-5
Nick Parker	4/10	at NC State	--	2.0	3	3	3	5	2	59	2-2	7-6
Zach McCambley	4/12	at Little Rock [1]	L	4.2	6	6	6	4	5	70	3-6	5-8
Austin Kitchen	4/12	at Little Rock [2]	L	4.1	7	5	5	2	2	88	0-4	0-14
Nick Parker	4/16	Charleston	--	4.0	5	1	1	1	3	68	3-1	6-13
Matt Eardensohn	4/18	Ga. Southern	L	4.1	7	3	3	3	5	100	1-3	2-9
Anthony Veneziano	4/20	Ga. Southern [1]	--	6.1	7	5	4	3	7	111	7-3	9-7
Austin Kitchen	4/20	Ga. Southern [2]	L	5.1	7	8	4	1	5	89	7-6	12-13
Nick Parker	4/23	at North Carolina	L	5.0	5	4	3	2	4	79	0-4	1-6
Anthony Veneziano	4/26	at Georgia State	--	4.0	4	2	2	3	6	99	11-2	27-2
Matt Eardensohn	4/27	at Georgia State	--	5.1	4	4	3	3	6	88	3-1	6-5 (10)
Nick Parker	4/28	at Georgia State	--	2.0	5	5	5	1	2	48	7-5	11-5
Anthony Veneziano	5/3	Louisiana	L	6.0	6	4	4	1	3	93	0-4	0-10
Matt Eardensohn	5/4	Louisiana	--	4.2	8	5	5	1	4	90	4-5	7-9
Austin Kitchen	5/5	Louisiana	W	5.1	11	5	4	2	4	110	10-4	11-9
Anthony Veneziano	5/10	at UTA	--	4.1	4	5	4	2	2	85	2-5	8-6 (11)
Austin Kitchen	5/12	at UTA	--	5.0	6	2	2	3	4	84	0-2	3-6
Garrett McDaniels	5/14	Clemson	L	1.0	3	7	7	4	0	48	0-4	3-14
Anthony Veneziano	5/16	Appalachian State	W	5.0	3	0	0	1	9	80	11-0	19-3
Austin Kitchen	5/17	Appalachian State	L	1.0	5	5	5	1	1	28	2-5	6-18
Zach McCambley	5/18	Appalachian State	-	4.0	4	2	2	1	6	58	3-2	9-6
Anthony Veneziano	5/22	UTA	-	7.0	5	1	1	1	7	99	3-1	8-9 (10)
Scott Kobos	5/23	UTA	-	3.1	1	2	2	1	4	45	4-0	13-4
Zach McCambley	5/24	ULM	-	0.1	4	3	3	1	0	18	0-3	14-13 (10)
Austin Kitchen	5/24	ULM	-	3.2	11	9	8	2	6	25	5-9	26-10
Nick Parker	5/25	ULM	W	4.0	3	2	2	1	4	63	9-2	10-6
Anthony Veneziano	5/26	Georgia Southern	-	1.1	2	3	2	0	2	29	0-1	9-7

CHANTS QUALITY STARTS IN 2019

* PITCHER COMPLETES AT LEAST SIX INNINGS AND PERMITS NO MORE THAN THREE EARNED RUNS

ZACH MCCAMBLEY (2)

PITCHER	DATE	OPPONENT	DEC.	IP	H	R	ER	BB	SO	NP	SCORE W/LEFT	FINAL SCORE
Zach McCambley	2/22	Michigan State	W	6.0	2	0	0	1	6	100	11-0	13-0
Zach McCambley	3/15	at ULM	W	6.0	6	3	2	1	7	96	12-3	13-3

AUSTIN KITCHEN (2)

PITCHER	DATE	OPPONENT	DEC.	IP	H	R	ER	BB	SO	NP	SCORE W/LEFT	FINAL SCORE
Austin Kitchen	3/9	Washington	W	7.0	5	2	2	1	7	101	5-2	5-2
Austin Kitchen	3/30	A-State	W	7.0	4	0	0	1	9	109	5-0	6-0

ANTHONY VENEZIANO (2)

PITCHER	DATE	OPPONENT	DEC.	IP	H	R	ER	BB	SO	NP	SCORE W/LEFT	FINAL SCORE
Anthony Veneziano	3/27	UNCW	W	7.0	3	2	1	1	9	103	9-2	9-2
Anthony Veneziano	5/22	UTA	--	7.0	5	1	1	1	7	99	3-1	8-9

NICK PARKER (1)

PITCHER	DATE	OPPONENT	DEC.	IP	H	R	ER	BB	SO	NP	SCORE W/LEFT	FINAL SCORE
Nick Parker	4/3	at Illinois	--	6.0	6	1	1	1	1	102	1-1	1-4

OUT OF THE BULLPEN *

PITCHER	W-L-S	APP	ERA	IP	H	R	ER	BB	K	B/AVG.
Kiernan Higgins	0-0-0	5	0.00	5.0	0	0	0	5	6	.000
Matt Eardensohn	6-0-1	20	3.00	51.0	48	22	17	13	49	.250
Garrett McDaniels	0-0-0	2	3.00	9.0	8	7	3	6	10	.211
Scott Kobos	1-1-1	9	3.31	16.1	13	7	6	5	13	.213
Trevor Damron	2-1-0	20	4.28	33.2	33	18	16	19	35	.266
Anthony Veneziano	0-0-0	7	4.91	7.1	9	7	4	6	10	.290
Jay Causey	1-1-1	22	4.95	36.1	41	26	20	30	30	.287
Jakob Mattos	0-0-0	4	5.06	5.1	7	3	3	5	3	.318
Dylan Gentry	2-1-1	20	5.40	25.0	27	21	15	13	25	.278
Austin Kitchen	1-0-0	3	5.40	10.0	15	9	6	4	6	.341
Alaska Abney	3-4-3	29	5.65	36.2	41	28	23	23	39	.285
Zach McCambley	2-1-1	10	5.71	17.1	18	14	11	7	20	.277
Nick Parker	0-0-1	8	6.43	14.0	12	11	10	10	18	.250
Davie Inman	0-0-0	14	7.85	18.1	16	17	16	11	25	.225
Bobby Holmes	1-0-0	6	11.12	5.2	4	7	7	8	9	.200
TOTAL	19-9-9	60	4.86	291.0	292	197	157	165	308	.262

INHERITED RUNNERS

PITCHER	2019	CAREER
Alaska Abney	28/11	28/11
Jay Causey	15/5	37/11
Trevor Damron	16/10	19/10
Matt Eardensohn	26/14	47/21
Dylan Gentry	9/2	18/6
Kiernan Higgins	2/0	2/0
Bobby Holmes	4/1	82/26
Davie Inman	17/7	45/14
Austin Kitchen	0/0	40/14
Scott Kobos	3/2	4/2
Jakob Mattos	3/3	3/3
Zach McCambley	14/10	18/13
Garrett McDaniels	2/0	2/0
Nick Parker	5/3	5/3
Shaddon Peavyhouse	-	14/4
Anthony Veneziano	1/0	1/0
TEAM	145/68	

* DOES NOT INCLUDE STARTS

BULLPEN GAME-BY-GAME

OPPONENT	DATE	W-L-S	PITCHERS	INN.	IP	H	R-ER	BB-SO
VCU	2/15	1-0-1	Eardensohn (W), Causey, Abney (S)	4th	5.2	6	3-3	4-6
Maryland	2/16	0-0-0	Inman, Damron, Kobos	6th	4.0	1	2-2	4-6
Campbell	2/17	1-0-0	Kitchen (W), Holmes, Abney	5th	5.0	5	2-0	2-3
at UNCW	2/19	0-0-1	Parker, Mattos, Eardensohn, Causey, Abney (S)	3rd	7.0	7	5-5	8-8
Michigan State [1]	2/22	0-0-0	Mattos, Gentry	7th	3.0	0	0-0	0-4
Michigan State [2]	2/22	0-0-0	Eardensohn, Inman, Holmes	6th	4.0	2	2-2	1-6
Kent State	2/23	0-0-0	Abney, Damron	6th	4.0	3	0-0	1-3
NC State	2/24	0-1-0	Causey, Eardensohn, Kobos (L), Parker	5th	6.2	8	2-2	3-5
at Col. of Charleston	2/27	0-0-0	Inman, Parker, Damron	2nd	6.2	3	3-2	4-7
Illinois	3/1	0-0-0	Kitchen, Gentry	6th	4.0	3	2-1	0-2
UConn	3/2	1-0-0	Eardensohn (W)	5th	4.2	1	0-0	1-7
Indiana	3/3	1-0-0	Abney, Causey, Kobos, Damron (W)	3rd	5.2	7	3-3	3-10
Wake Forest	3/5	1-0-0	Parker, Inman, Causey, Damron, Gentry (W)	2nd	11.0	11	9-9	5-12
Wake Forest	3/6	1-0-0	Mattos, Holmes (W), Eardensohn, Veneziano	4th	6.0	7	4-4	5-6
vs. San Diego	3/8	0-1-0	Damron, Abney (L), Eardensohn	6th	3.0	4	6-6	4-4
vs. Washington	3/9	0-0-1	Causey (S)	8th	2.0	1	0-0	1-2
vs. Oregon State	3/10	0-0-0	Gentry, Abney, Veneziano, Holmes, Eardensohn	5th	6.2	7	1-1	3-9
at Clemson	3/13	0-0-0	Parker, Damron, Gentry, Inman	1st	7.1	6	3-2	1-9
at ULM *	3/15	0-0-0	Veneziano, Inman, Holmes	7th	3.0	0	0-0	2-2
at ULM *	3/16	0-0-0	Gentry, Abney	6th	4.0	1	0-0	4-5
at ULM *	3/17	1-0-0	Eardensohn (W), Damron, Veneziano	5th	5.0	3	1-1	1-8
Troy *	3/22	0-0-1	Eardensohn, Veneziano, Abney (S)	6th	4.0	8	2-2	2-4
Troy *	3/23	1-0-0	Damron, Gentry, Abney (W)	5th	5.0	2	1-1	5-7
Troy *	3/24	0-0-0	Causey, Inman, Veneziano	4th	6.0	5	4-2	6-4
at UNCW	3/26	0-1-0	Eardensohn, Gentry, Abney (L)	5th	4.1	5	2-1	3-5
UNCW	3/27	0-0-0	Inman, Higgins	8th	2.0	0	0-0	1-2
Arkansas State *	3/29	0-0-0	Damron, Abney, Gentry	6th	4.0	2	0-0	3-3
Arkansas State * [1]	3/30	0-0-0	Causey	8th	2.0	1	0-0	2-1
Arkansas State * [2]	3/30	0-0-0	Eardensohn, Gentry, Abney	1st	8.2	10	4-4	2-9
at Illinois	4/2	0-0-0	Abney, Causey	7th	2.0	0	0-0	2-1
at Illinois	4/3	0-0-0	Abney (L), Gentry, Damron	7th	2.0	3	3-1	2-1
at South Ala. * [1]	4/6	1-0-0	Eardensohn (W)	6th	4.0	1	0-0	1-3
at South Ala. * [2]	4/6	0-0-0	Causey, Inman	5th	4.0	2	3-3	3-6
at South Ala. *	4/7	0-0-0	Abney, Damron, Gentry	6th	3.2	5	3-2	0-4
at NC State	4/10	1-0-1	Abney, Gentry, Inman, Damron (W), Eardensohn (S)	3rd	7.0	7	3-3	3-12
at Little Rock * [1]	4/12	0-0-0	Causey	5th	3.1	3	2-1	2-0
at Little Rock * [2]	4/12	0-0-0	Inman, Gentry, Mattos	5th	3.2	6	9-4	2-2
Charleston	4/16	0-1-0	Inman, Abney, Damron (L), McCambley, Causey, Veneziano	5th	5.0	14	12-8	3-6
Georgia Southern *	4/18	0-0-0	Causey, Abney, Damron, Gentry	5th	4.2	9	6-6	1-2
Georgia Southern * [1]	4/20	1-0-0	Inman, McCambley (W)	7th	2.2	3	2-2	1-3
Georgia Southern * [2]	4/20	0-0-0	Abney, Causey	6th	3.2	8	5-3	1-4
at North Carolina	4/23	0-0-0	Causey, McCambley, Kobos, Eardensohn	6th	3.0	0	2-1	6-4
at Georgia State *	4/26	1-0-0	Abney (W), Kobos, Higgins	5th	5.0	1	0-0	2-7
at Georgia State *	4/27	1-0-0	McCambley (W)	6th	4.2	3	1-1	1-4
at Georgia State *	4/28	0-1-0	Kitchen, Abney (L), Causey	3rd	6.0	11	10-9	4-6
Louisiana *	5/3	0-0-0	Kobos, Inman, Gentry, Higgins	7th	3.0	5	6-6	3-2
Louisiana *	5/4	0-1-0	Causey (L), McCambley	5th	4.1	5	4-2	3-2
Louisiana *	5/5	0-0-0	Abney, Damron, McCambley	6th	3.2	5	4-3	2-5
at UTA *	5/10	1-0-0	Eardensohn (W), McCambley (S)	5th	6.2	5	1-1	0-2
at UTA *	5/12	0-1-0	Abney, Causey, McCambley (L)	6th	3.0	5	4-4	2-4
Clemson	5/14	0-0-0	Damron, Parker, Kobos, Holmes, Abney, Higgins	2nd	8.0	8	7-7	7-10
Appalachian State *	5/16	0-0-0	Parker, Gentry	6th	4.0	4	3-3	1-8
Appalachian State *	5/17	0-0-0	Damron, Abney, Eardensohn, McDaniels	2nd	8.0	12	13-9	10-9
Appalachian State *	5/18	1-0-1	Kobos (W), Causey, Gentry (S)	5th	6.0	6	4-4	1-4
UTA	5/22	0-1-0	Eardensohn, McCambley, Gentry (L)	8th	2.1	7	8-4	3-2
Texas State	5/23	1-0-1	Damron, Abney, Causey (W), Parker (S)	4th	5.2	6	2-1	7-2
UTA	5/24	1-0-0	Eardensohn, McDaniels, Abney, Causey, Gentry (W)	1st	9.2	13	10-7	5-8
ULM	5/25	1-0-0	Higgins, Eardensohn (W)	4th	5.1	2	1-1	1-6
ULM	5/25	1-0-0	Damron, Causey	5th	5.0	5	4-4	0-11
Georgia Southern	5/26	1-0-1	McCambley, Abney (W), Kobos (S)	2nd	7.2	8	4-4	4-9

2019 GAME RESULTS

DATE	OPONENT	W-L	SCORE	INNINGS	OVERALL	SUN BELT	CCU PITCHER OF RECORD	CCU SAVE	ATTEND	TIME
2/15	VCU †	W	10-8	9	1-0-0	--	Matt Eardensohn (W, 1-0)	Alaska Abney (1)	2507	3:30
2/16	Maryland †	W	7-2	9	2-0-0	--	Anthony Veneziano (W, 1-0)	--	1611	3:23
2/17	Campbell †	W	11-2	9	3-0-0	--	Austin Kitchen (W, 1-0)	--	1308	3:35
2/19	at UNC Wilmington	W	10-5	9	4-0-0	--	Scott Kobos (W, 1-0)	Alaska Abney (2)	754	3:52
2/22	Michigan State [1] ^	W	13-0	9	5-0-0	--	Zach McCambley (W, 1-0)	--	1309	3:03
2/22	Michigan State [2] ^	W	12-5	9	6-0-0	--	Austin Kitchen (W, 2-0)	--	1309	3:22
2/23	Kent State ^	W	8-2	9	7-0-0	--	Anthony Veneziano (W, 2-0)	--	1257	2:38
2/24	#21 NC State ^	L	6-7	(11)	7-1-0	--	Scott Kobos (L, 1-1)	--	2277	3:57
2/27	at College of Charleston	L	5-8	9	7-2-0	--	Bobby Holmes (L, 0-1)	--	550	3:12
3/1	#25 Illinois %	W	11-3	9	8-2-0	--	Zach McCambley (W, 2-0)	--	1194	2:56
3/2	UConn %	W	10-7	9	9-2-0	--	Matt Eardensohn (W, 2-0)	--	1657	3:30
3/3	Indiana %	W	6-5	9	10-2-0	--	Trevor Damron (W, 1-0)	--	1613	3:40
3/5	Wake Forest	W	10-9	(12)	11-2-0	--	Dylan Gentry (W, 1-0)	--	1293	4:35
3/6	Wake Forest	W	14-8	9	12-2-0	--	Bobby Holmes (W, 1-1)	--	1352	3:20
3/8	vs. San Diego &	L	5-8	(8)	12-3-0	--	Alaska Abney (L, 0-1)	--	1250	3:38
3/9	vs. Washington &	W	5-2	9	13-3-0	--	Austin Kitchen (W, 3-0)	Jay Causey (1)	750	2:50
3/10	vs. #1 Oregon State &	T	4-4	(11)	13-3-1	--	--	--	3000	3:49
3/13	at #18 Clemson	L	5-8	9	13-4-1	--	Scott Kobos (L, 1-2)	--	4851	3:11
3/15	at ULM *	W	13-3	9	14-4-1	1-0-0	Zach McCambley (W, 3-0)	--	986	3:01
3/16	at ULM *	W	14-2	9	15-4-1	2-0-0	Austin Kitchen (W, 4-0)	--	998	3:46
3/17	at ULM *	W	15-7	9	16-4-1	3-0-0	Matt Eardensohn (W, 3-0)	--	878	3:34
3/22	Troy *	W	4-2	9	17-4-1	4-0-0	Zach McCambley (W, 4-0)	Alaska Abney (3)	1671	3:02
3/23	Troy *	W	9-7	9	18-4-1	5-0-0	Alaska Abney (W, 1-1)	--	1913	3:33
3/24	Troy *	L	8-10	9	18-5-1	5-1-0	Garrett McDaniels (L, 0-1)	--	1377	3:36
3/26	at UNC Wilmington	L	4-5	9	18-6-1	--	Alaska Abney (L, 1-2)	--	815	3:46
3/27	UNC Wilmington	W	9-2	9	19-6-1	--	Anthony Veneziano (W, 3-0)	--	2004	2:45
3/29	Arkansas State *	L	2-4	9	19-7-1	5-2-0	Zach McCambley (L, 4-1)	--	1378	3:16
3/30	Arkansas State * [1]	W	6-0	9	20-7-1	6-2-0	Austin Kitchen (W, 5-0)	--	1678	2:31
3/31	Arkansas State * [2]	L	3-7	9	20-8-1	6-3-0	Garrett McDaniels (L, 0-2)	--	1678	3:16
4/2	at Illinois	L	2-4	9	20-9-1	--	Anthony Veneziano (L, 3-1)	--	701	3:02
4/3	at Illinois	L	1-4	9	20-10-1	--	Alaska Abney (L, 1-3)	--	687	3:13
4/6	at South Alabama * [1]	W	9-4	9	21-10-1	7-3-0	Matt Eardensohn, (W, 4-0)	--	1213	3:14
4/6	at South Alabama * [2]	L	4-8	9	21-11-1	7-4-0	Austin Kitchen (L, 5-1)	--	1213	2:57
4/7	at South Alabama *	W	14-5	9	22-11-1	8-4-0	Anthony Veneziano (W, 4-1)	--	1232	3:05
4/10	at #2 NC State	W	7-6	9	23-11-1	--	Trevor Damron (W, 2-0)	Matt Eardensohn (1)	3048	3:44
4/12	at Little Rock * [1]	L	5-8	9	23-12-1	8-5-0	Zach McCambley (L, 4-2)	--	364	2:49
4/12	at Little Rock * [2]	L	0-14	9	23-13-1	8-6-0	Austin Kitchen (L, 5-2)	--	324	2:55
4/16	College of Charleston	L	6-13	9	23-14-1	--	Trevor Damron (L, 2-1)	--	2746	3:35
4/18	Georgia Southern *	L	2-9	9	23-15-1	8-7-0	Matt Eardensohn (L, 4-1)	--	1307	3:15
4/20	Georgia Southern * [1]	W	9-7	9	24-15-1	9-7-0	Zach McCambley (W, 5-2)	--	1585	3:28
4/20	Georgia Southern * [2]	L	12-13	9	24-16-1	9-8-0	Austin Kitchen (L, 5-3)	--	1585	3:37
4/23	at #15 North Carolina	L	1-6	9	24-17-1	--	Nick Parker (L, 0-1)	--	2618	2:40
4/26	at Georgia State *	W	27-2	9	25-17-1	10-8-0	Alaska Abney (W, 2-3)	--	372	3:49
4/27	at Georgia State *	W	6-5	(10)	26-17-1	11-8-0	Zach McCambley (W, 6-2)	--	410	3:41
4/28	at Georgia State *	L	11-15	9	26-18-1	11-9-0	Alaska Abney (L, 2-4)	--	401	3:44
5/3	Louisiana *	L	0-10	9	26-19-1	11-10-0	Anthony Veneziano (L, 4-2)	--	1035	3:07
5/4	Louisiana *	L	7-9	9	26-20-1	11-11-0	Jay Causey (L, 0-1)	--	1229	3:34
5/5	Louisiana *	W	11-9	9	27-20-1	12-11-0	Austin Kitchen (W, 6-3)	--	1101	3:58
5/10	at UTA *	W	8-6	(11)	28-20-1	13-11-0	Matt Eardensohn (W, 5-1)	Zach McCambley (1)	588	3:40
5/12	at UTA *	L	3-6	9	28-21-1	13-12-0	Zach McCambley (L, 6-3)	--	508	2:43
5/14	Clemson	L	3-14	9	28-22-1	--	Garrett McDaniels (L, 0-3)	--	3519	3:16
5/16	Appalachian State *	W	19-3	9	29-22-1	14-12-0	Anthony Veneziano (W, 5-2)	--	1186	3:20
5/17	Appalachian State *	L	6-18	9	29-23-1	14-13-0	Austin Kitchen (L, 6-4)	--	1476	4:05
5/18	Appalachian State *	W	9-6	9	30-23-1	15-13-0	Scott Kobos (W, 2-2)	Dylan Gentry (1)	1644	5:09
5/22	No. 4 UTA #	L	8-9	(10)	30-24-1	--	Dylan Gentry (L, 1-1)	--	688	3:42
5/23	No. 1 Texas State #	W	13-4	9	31-24-1	--	Jay Causey (W, 1-1)	Nick Parker (1)	480	3:27
5/24	No. 4 UTA #	W	14-13	(10)	32-24-1	--	Dylan Gentry (W, 2-1)	--	880	4:01
5/25	No. 10 ULM #	W	26-10	9	33-24-1	--	Matt Eardensohn (W, 6-1)	--	616	4:29
5/25	No. 10 ULM #	W	10-6	9	34-24-1	--	Nick Parker (W, 1-1)	--	691	3:06
5/26	No. 2 Georgia Southern #	W	9-7	9	35-24-1	--	Alaska Abney (W, 3-4)	Scott Kobos (1)	1088	4:00

† Brittain Resorts Invitational

^ Brittain Resorts Baseball at the Beach

% CCU Baseball Tournament

& Seattle Baseball Showcase

* Sun Belt Conference games

Sun Belt Baseball Championship games

2019 SUN BELT TOURNAMENT STATISTICS

OVERALL: 5-1

Player	avg	gp-gs	ab	r	h	2b	3b	hr	rbi	tb	slg%	bb	hp	so	gdp	ob%	sf	sh	sb-att	po	a	e	fld%	
36 Skeels, Kyle	.500	6-6	24	9	12	1	0	2	10	19	.792	4	0	6	2	.571	0	2	2-2	43	4	1	.979	
3 Chavers, Parker	.476	6-6	21	8	10	0	0	2	9	16	.762	5	1	4	0	.552	2	0	0-1	10	0	0	1.000	
2 Wright, Jake	.462	6-6	26	12	12	2	0	2	10	20	.769	3	3	4	1	.563	0	0	0-0	4	0	0	1.000	
40 Koenig, Mike	.455	6-5	11	1	5	0	0	0	1	5	.455	4	0	0	1	.600	0	1	0-0	2	7	3	.750	
12 Lucky, Nick	.417	4-1	12	4	5	0	0	0	0	5	.417	3	0	2	0	.533	0	0	0-1	2	5	2	.778	
10 McKeon, Scott	.379	6-6	29	9	11	2	1	1	6	18	.621	1	0	7	0	.400	0	1	0-0	11	8	0	1.000	
29 Biermann, Zach	.357	6-6	28	10	10	1	0	5	11	26	.929	5	0	9	0	.455	0	0	0-0	43	4	2	.959	
1 Wood, Cory	.308	6-6	26	8	8	3	0	0	7	11	.423	8	1	1	0	.486	0	0	1-1	13	21	0	1.000	
5 Rivers, Kieton	.300	6-6	30	10	9	2	0	4	12	23	.767	3	1	4	1	.382	0	1	0-0	8	0	1	.889	
24 Hyde, Morgan	.250	6-3	12	2	3	0	0	1	4	6	.500	1	0	2	0	.308	0	1	0-0	8	0	0	1.000	

27 Callahan, Dallas	1.000	1-0	1	0	1	0	0	0	1	1	1.000	0	0	0	0	1.000	0	0	0-0	0	0	0	.000	
17 Johnson, Jared	.667	3-1	3	2	2	0	0	0	2	2	.667	1	1	1	0	.667	1	0	0-0	1	0	0	1.000	
25 Riopelle, Bradley	.333	2-1	3	2	1	0	0	0	1	1	.333	1	0	1	0	.400	1	0	0-0	17	0	0	1.000	
6 Pearcey, Cameron	.125	6-1	8	3	1	0	0	1	4	4	.500	1	0	3	0	.222	0	0	1-2	2	0	0	1.000	
Totals	.385	6	234	80	90	11	1	18	78	157	.671	40	7	44	5	.481	4	6	4-7	166	51	11	.952	
Opponents	.295	6	227	49	67	5	1	8	42	98	.432	26	9	61	5	.386	2	3	4-6	161	55	8	.964	

LOB - Team (50), Opp (52). DPs turned - Team (6), Opp (6). IBB - Team (2), Biermann, Z. 1, Chavers, P. 1, Opp (3).

(Sun Belt Championship Sorted by Earned run avg)

Player	era	w-l	app	gs	cg	sho	sv	ip	h	r	er	bb	so	2b	3b	hr	b/avg	wp	hp	bk	sfa	sha
18 Kobos, Scott	2.45	0-0	2	1	0	0/0	1	7.1	4	2	2	2	8	0	0	0	.154	1	1	1	0	0
37 Parker, Nick	2.70	1-0	2	1	0	0/0	1	6.2	4	2	2	5	4	0	0	1	.182	0	0	1	1	0
32 Veneziano, Anthony	3.24	0-0	2	2	0	0/0	0	8.1	7	4	3	1	9	0	0	1	.233	1	3	0	0	2
30 Eardensohn, Matt	6.43	1-0	3	0	0	0/0	0	7.0	10	10	5	2	6	2	0	0	.313	0	0	0	0	0

34 Causey, Jay	0.00	1-0	3	0	0	0/0	0	3.1	3	1	0	1	6	0	0	0	.214	0	0	0	0	0
38 Higgins, Kiernan	0.00	0-0	1	0	0	0/0	0	0.1	0	0	0	1	1	0	0	0	.000	0	1	0	0	0
26 McDaniels, Garrett	1.80	0-0	1	0	0	0/0	0	5.0	3	2	1	4	6	1	0	0	.158	0	1	0	0	0
8 Abney, Alaska	3.00	1-0	3	0	0	0/0	0	3.0	4	1	1	2	0	0	0	0	.400	0	1	0	0	0
41 Damron, Trevor	10.80	0-0	2	0	0	0/0	0	3.1	5	4	4	2	7	0	0	2	.313	0	0	0	0	0
21 Gentry, Dylan	13.50	1-1	2	0	0	0/0	0	3.1	6	5	5	0	1	0	0	1	.429	0	0	0	0	1
39 McCambley, Zach	18.00	0-0	3	1	0	0/0	0	4.0	10	9	8	4	7	2	0	3	.455	7	1	0	0	0
47 Kitchen, Austin	19.64	0-0	1	1	0	0/0	0	3.2	11	9	8	2	6	0	1	0	.524	1	1	0	1	0
Totals	6.34	5-1	6	6	0	0/0	2	55.1	67	49	39	26	61	5	1	8	.295	10	9	2	2	3
Opponents	12.24	1-5	6	6	0	0/0	0	53.2	90	80	73	40	44	11	1	18	.385	11	7	1	4	6

PB - Team (0), Opp (1). SBA/ATT - Skeels, K. (3-5), McDaniels, G (2-2), Veneziano, A (1-1), Riopelle, B. (1-1), Abney, A. (0-1), Kitchen, A. (0-1), Parker, N. (1-1).

2019 OVERALL SEASON STATISTICS

OVERALL: 35-24-1 * HOME: 24-12-0 * AWAY: 10-11-0 * NEUTRAL: 1-1-1

Player	avg	gp-gs	ab	r	h	2b	3b	hr	rbi	tb	slg%	bb	hp	so	gdp	ob%	sf	sh	sb-att	po	a	e	fld%
2 Wright, Jake	.358	58-48	173	54	62	8	2	10	48	104	.601	42	16	35	2	.519	0	1	1-1	44	0	1	.978
10 McKeon, Scott	.339	60-60	242	50	82	18	5	3	36	119	.492	22	5	55	2	.401	3	2	6-6	74	139	12	.947
5 Rivers, Kieton	.327	59-59	220	57	72	15	3	13	64	132	.600	34	8	61	5	.429	4	7	10-13	87	6	2	.979
3 Chavers, Parker	.325	54-54	197	52	64	9	4	13	52	120	.609	36	8	42	2	.441	4	0	10-12	113	1	3	.974
36 Skeels, Kyle	.324	56-55	182	49	59	13	0	10	52	102	.560	32	16	43	6	.455	5	2	4-5	390	40	6	.986
29 Biermann, Zach	.309	60-60	249	50	77	11	0	17	76	139	.558	28	10	65	3	.391	7	0	2-2	456	25	14	.972
6 Pearcey, Cameron	.308	59-52	201	40	62	13	1	5	31	92	.458	16	12	55	0	.386	4	7	20-23	94	3	2	.980
1 Wood, Cory	.308	57-56	221	62	68	19	1	2	28	95	.430	57	5	39	2	.455	3	1	19-22	102	127	9	.962
40 Koenig, Mike	.252	52-41	123	19	31	6	0	7	29	58	.472	20	4	24	7	.369	2	6	0-0	21	66	13	.870

20 Inman, Davie	1.000	1-0	1	0	1	0	0	0	1	1	1.000	0	0	0	0	1.000	0	0	0-0	1	4	0	1.000
24 Hyde, Morgan	.353	42-6	51	14	18	2	1	1	10	25	.490	3	0	7	2	.389	0	1	2-2	26	1	0	1.000
17 Johnson, Jared	.303	42-9	66	10	20	4	0	2	14	30	.455	12	3	23	0	.422	2	0	0-1	6	0	0	1.000
27 Callahan, Dallas	.286	18-4	28	1	8	1	0	0	2	9	.321	2	1	8	0	.355	0	1	0-0	46	2	0	1.000
12 Lucky, Nick	.250	31-10	56	11	14	2	1	1	9	21	.375	9	1	15	1	.358	1	4	0-1	10	24	4	.895
25 Riopelle, Bradley	.212	21-6	33	10	7	2	0	0	5	9	.273	11	0	8	1	.400	1	1	0-0	112	6	3	.975
7 Weisz, Keaton	.187	20-20	75	18	14	0	1	3	13	25	.333	5	2	16	4	.253	1	4	4-4	12	29	5	.891
23 Buis, Turner	.125	29-0	24	4	3	1	0	0	0	4	.167	5	2	7	0	.323	0	0	0-0	11	3	1	.933
31 Holmes, Bobby	.000	1-0	1	0	0	0	0	0	0	0	.000	0	0	0	0	.000	0	0	0-0	0	1	0	1.000
37 Parker, Nick	.000	1-0	0	0	0	0	0	0	0	0	.000	0	0	0	0	.000	0	0	0-0	2	2	1	.800
Totals	.309	60	2143	501	662	124	19	87	470	1085	.506	334	93	503	37	.418	37	37	78-92	1619	532	85	.962
Opponents	.277	60	2134	395	592	73	6	63	357	866	.406	265	67	552	32	.371	25	28	54-79	1593	508	79	.964

LOB - Team (551), Opp (508). DPs turned - Team (36), Opp (49). CI - Team (3), Riopelle, B. 2, Skeels, K. 1, Opp (1). IBB - Team (9), Biermann, Z. 3, Skeels, K. 2, Chavers, P. 2, Johnson, J. 1, Rivers, K. 1, Opp (10). Picked off - McKeon, S. 2, Wood, C. 2, Pearcey, C. 2, Skeels, K. 1, Wright, J. 1, Hyde, M. 1.

(All games Sorted by Earned run avg)

Player	era	w-l	app	gs	cg	sho	sv	ip	h	r	er	bb	so	2b	3b	hr	b/avg	wp	hp	bk	sfa	sha	
30 Eardensohn, Matt	3.86	6-1	23	3	0	0/0	1	65.1	67	34	28	20	64	9	1	4	.266	1	5	0	3	5	
32 Veneziano, Anthony	4.26	5-2	20	13	0	0/0	0	74.0	72	44	35	28	80	5	0	9	.252	11	7	0	3	4	
39 McCambley, Zach	5.27	6-3	21	11	0	0/1	1	66.2	73	44	39	26	75	12	0	9	.277	15	13	0	2	6	
47 Kitchen, Austin	6.78	6-4	16	13	0	0/1	0	67.2	99	61	51	23	57	7	3	7	.338	4	5	1	4	2	

38 Higgins, Kiernan	0.00	0-0	5	0	0	0/0	0	5.0	0	0	0	5	6	0	0	0	.000	1	1	0	0	0	
41 Damron, Trevor	4.28	2-1	20	0	0	0/0	0	33.2	33	18	16	19	45	4	0	4	.266	4	2	0	2	3	
34 Causey, Jay	4.95	1-1	22	0	0	0/1	1	36.1	41	26	20	30	30	5	0	3	.287	2	2	0	3	4	
11 Mattos, Jakob	5.06	0-0	4	0	0	0/1	0	5.1	7	3	3	5	3	2	0	1	.318	1	0	0	0	0	
21 Gentry, Dylan	5.40	2-1	20	0	0	0/1	1	25.0	27	21	15	13	25	5	0	3	.278	1	3	0	2	2	
8 Abney, Alaska	5.65	3-4	29	0	0	0/0	3	36.2	41	28	23	23	39	10	0	0	.285	3	6	1	1	1	
18 Kobos, Scott	6.04	2-2	13	4	0	0/0	1	25.1	26	18	17	7	25	3	0	5	.263	3	4	2	1	0	
37 Parker, Nick	6.15	1-1	15	7	0	0/0	1	41.0	43	30	28	23	44	3	1	9	.270	4	9	1	2	0	
20 Inman, Davie	7.85	0-0	14	0	0	0/0	0	18.1	16	17	16	11	25	1	1	2	.225	3	4	1	0	0	
26 McDaniels, Garrett	8.35	0-3	10	8	0	0/0	0	32.1	38	39	30	23	24	7	0	5	.277	7	5	1	2	0	
31 Holmes, Bobby	15.43	1-1	7	1	0	0/0	0	7.0	9	12	12	9	10	0	0	2	.321	3	1	0	0	1	
Totals	5.55	35-24	60	60	0	2/2	9	539.2	592	395	333	265	552	73	6	63	.277	63	67	7	25	28	
Opponents	7.39	24-35	60	60	1	2/2	12	531.0	662	501	436	334	503	124	19	87	.309	77	93	4	37	37	

PB - Team (7), Skeels, K. 6, Riopelle, B. 1, Opp (11). Pickoffs - Team (3), Skeels, K. 2, McCambley, Z 1, Opp (9). SBA/ATT - Skeels, K. (40-57), Parker, N. (12-14), Riopelle, B. (9-13), Kitchen, A. (8-13), Damron, T. (7-10), Abney, A. (6-9), Veneziano, A (3-7), Callahan, D. (5-6), McCambley, Z (3-6), Eardensohn (2-5), McDaniels, G (3-4), Inman, D. (2-3), Holmes, B. (2-2), Causey, J. (2-2), Kobos, S. (2-2), Mattos, J. (1-1), Gentry, D. (1-1).

2019 CONFERENCE ONLY STATISTICS

SUN BELT: 15-13 * HOME: 7-8 * AWAY: 8-5

Player	avg	gp-gs	ab	r	h	2b	3b	hr	rbi	tb	slg%	bb	hp	so	gdp	ob%	sf	sh	sb-att	po	a	e	fld%	
2 Wright, Jake	.396	28-28	101	33	40	5	2	7	35	70	.693	22	9	22	0	.538	0	1	0-0	23	0	1	.958	
10 McKeon, Scott	.346	28-28	107	26	37	11	2	1	17	55	.514	16	3	19	2	.441	1	1	3-3	29	68	7	.933	
3 Chavers, Parker	.323	25-25	93	23	30	8	3	5	18	59	.634	15	4	18	2	.438	0	0	5-6	53	1	1	.982	
29 Biermann, Zach	.322	28-28	118	17	38	5	0	8	43	67	.568	10	3	28	2	.381	3	0	0-0	218	11	4	.983	
36 Skeels, Kyle	.320	25-25	75	22	24	5	0	7	22	50	.667	15	7	13	3	.460	3	0	0-1	165	17	3	.984	
1 Wood, Cory	.313	26-25	99	25	31	8	0	2	14	45	.455	23	2	23	1	.444	2	1	6-8	46	52	4	.961	
6 Pearcey, Cameron	.283	27-26	99	20	28	6	1	3	13	45	.455	9	6	31	0	.371	2	2	10-11	45	2	2	.959	
5 Rivers, Kieton	.275	27-27	102	26	28	5	1	3	19	44	.431	18	3	30	3	.389	3	2	4-6	39	0	1	.975	
40 Koenig, Mike	.263	26-22	76	15	20	3	0	6	21	41	.539	13	2	15	4	.380	1	4	0-0	16	38	7	.885	

20 Inman, Davie	1.000	1-0	1	0	1	0	0	0	1	1	1.000	0	0	0	0	1.000	0	0	0-0	0	2	0	1.000	
24 Hyde, Morgan	.481	19-2	27	7	13	2	1	0	5	17	.630	0	0	1	1	.481	0	0	1-1	10	0	0	1.000	
17 Johnson, Jared	.292	16-3	24	6	7	1	0	1	4	11	.458	5	1	10	0	.419	1	0	0-0	4	0	0	1.000	
25 Riopelle, Bradley	.286	11-1	14	4	4	0	0	0	3	4	.286	6	0	3	0	.500	0	1	0-0	48	2	3	.943	
12 Lucky, Nick	.250	17-7	32	7	8	1	1	1	8	14	.438	4	1	7	1	.342	1	4	0-0	6	15	2	.913	
23 Buis, Turner	.182	12-0	11	1	2	1	0	0	0	3	.273	1	0	4	0	.250	0	0	0-0	7	3	1	.909	
27 Callahan, Dallas	.150	10-3	20	1	3	1	0	0	0	4	.200	1	1	6	0	.227	0	1	0-0	30	0	0	1.000	
7 Weisz, Keaton	.000	2-2	6	3	0	0	0	0	0	0	.000	2	0	0	1	.250	0	0	0-0	3	2	0	1.000	
31 Holmes, Bobby	.000	1-0	1	0	0	0	0	0	0	0	.000	0	0	0	0	.000	0	0	0-0	0	0	0	.000	
37 Parker, Nick	.000	1-0	0	0	0	0	0	0	0	0	.000	0	0	0	0	.000	0	0	0-0	0	0	1	.000	
Totals	.312	28	1006	236	314	62	11	44	223	530	.527	160	42	230	20	.421	17	17	29-36	750	245	41	.960	
Opponents	.286	28	1014	199	290	49	3	26	188	423	.417	123	27	248	9	.374	14	17	18-26	746	229	30	.970	

LOB - Team (260), Opp (249). DPs turned - Team (11), Opp (26). CI - Team (3), Riopelle, B. 2, Skeels, K. 1. IBB - Team (2), Chavers, P. 1, Biermann, Z. 1, Opp (5). Picked off - Pearcey, C. 1, Wright, J. 1, McKeon, S. 1.

(Sun Belt games only Sorted by Earned run avg)

Player	era	w-l	app	gs	cg	sho	sv	ip	h	r	er	bb	so	2b	3b	hr	b/avg	wp	hp	bk	sfa	sha		
30 Eardensohn, Matt	4.50	3-1	9	3	0	0/0	0	38.0	41	20	19	11	32	6	0	3	.273	0	3	0	2	3		
32 Veneziano, Anthony	4.72	2-1	10	6	0	0/0	0	34.1	30	20	18	18	38	4	0	3	.229	6	2	0	3	1		
39 McCambley, Zach	5.14	4-3	12	6	0	0/0	1	42.0	44	27	24	15	51	8	0	5	.268	6	6	0	2	5		
47 Kitchen, Austin	7.40	3-4	10	9	0	0/1	0	45.0	68	43	37	19	35	6	2	6	.347	1	4	0	3	2		

38 Higgins, Kiernan	0.00	0-0	2	0	0	0/0	0	2.0	0	0	0	1	3	0	0	0	.000	1	0	0	0	0		
11 Mattos, Jakob	0.00	0-0	1	0	0	0/0	0	1.1	1	0	0	1	0	1	0	0	.200	0	0	0	0	0		
31 Holmes, Bobby	0.00	0-0	1	0	0	0/0	0	1.0	0	0	0	2	1	0	0	0	.000	0	0	0	0	0		
41 Damron, Trevor	3.65	0-0	7	0	0	0/0	0	12.1	11	6	5	8	13	3	0	1	.262	3	1	0	1	2		
34 Causey, Jay	4.91	0-1	10	0	0	0/1	0	18.1	22	15	10	17	12	5	0	0	.306	2	2	0	2	4		
21 Gentry, Dylan	5.73	0-0	10	0	0	0/0	1	11.0	15	12	7	6	15	4	0	1	.313	0	2	0	1	0		
18 Kobos, Scott	6.35	1-0	3	0	0	0/0	0	5.2	5	4	4	0	3	1	0	1	.227	0	2	0	0	0		
8 Abney, Alaska	8.22	2-1	13	0	0	0/0	1	15.1	18	17	14	14	21	7	0	0	.277	2	2	0	0	0		
20 Inman, Davie	8.59	0-0	6	0	0	0/0	0	7.1	8	7	7	3	8	1	1	0	.276	1	1	1	0	0		
26 McDaniels, Garrett	10.32	0-2	4	3	0	0/0	0	11.1	19	20	13	6	8	2	0	4	.328	4	1	0	0	0		
37 Parker, Nick	14.40	0-0	2	1	0	0/0	0	5.0	8	8	8	2	8	1	0	2	.348	0	1	0	0	0		
Totals	5.98	15-13	28	28	0	1/1	3	250.0	290	199	166	123	248	49	3	26	.286	26	27	1	14	17		
Opponents	7.27	13-15	28	28	1	2/2	7	248.2	314	236	201	160	230	62	11	44	.312	29	42	0	17	17		

PB - Team (3), Skeels, K. 3, Opp (5). Pickoffs - Team (0), Opp (3). SBA/ATT - Skeels, K. (16-21), Kitchen, A. (7-10), Damron, T. (3-5), Callahan, D. (2-2), Causey, J. (2-2), McCambley, Z. (1-2), Veneziano, A. (1-2), Abney, A. (2-2), Inman, D. (0-1), Eardensohn (1-1), Kobos, S. (1-1).

PLAYER PROFILES • PITCHERS

#8 • ALASKA ABNEY • RHP

R/R • FR. • 6-1 • 190 • LAWRENCEVILLE, GA. (MILL CREEK)

		2019 SEASON HIGH													CAREER HIGH					
		3.0, (3 times) - last vs. NCSU (4/10)													3.0, (3 times) - last vs. NCSU (4/10/19)					
		5 vs. Indiana (3/3/19)													5 vs. Indiana (3/3/19)					
		4 vs. Appalachian State (5/17/19)													4 vs. Appalachian State (5/17/19)					
Innings																				
Strikeouts																				
Walks																				
Date	Opponent	GS	IP	H	R	ER	BB	SO	2B	3B	HR	WP	BK	HBP	IBB	Score	W-L	Sv	ERA	NP
Feb 15	VCU		0.1	0	0	0	0	0	0	0	0	0	0	0	0	10-8	0-0	1	0.00	3
Feb 17	CAMPBELL		1.0	0	0	0	0	0	0	0	0	0	0	0	0	11-2	0-0	1	0.00	11
Feb 19	at UNC Wilmington		3.0	1	0	0	2	4	0	0	0	0	1	0	0	10-5	0-0	2	0.00	38
Feb 23	KENT STATE		3.0	3	0	0	0	1	1	0	0	0	0	1	0	8-2	0-0	2	0.00	34
Mar 03	INDIANA		2.2	0	0	0	2	5	0	0	0	0	0	0	0	6-5	0-0	2	0.00	50
Mar 08	vs San Diego		0.1	2	4	4	1	0	0	0	0	1	0	1	0	5-8	0-1	2	3.48	15
Mar 10	vs Oregon State		1.1	1	0	0	0	1	0	0	0	0	0	0	0	4-4	0-1	2	3.09	22
Mar 16	at ULM		1.0	1	0	0	1	0	0	0	0	0	0	0	0	14-2	0-1	2	2.84	18
Mar 22	TROY		0.2	0	0	0	1	1	0	0	0	0	0	0	0	4-2	0-1	3	2.70	15
Mar 23	TROY		1.2	0	0	0	1	3	0	0	0	0	0	0	1	9-7	1-1	3	2.40	20
Mar 26	at UNC Wilmington		1.1	3	1	0	0	2	0	0	0	0	0	0	0	4-5	1-2	3	2.20	30
Mar 29	ARKANSAS STATE		0.2	0	0	0	1	1	0	0	0	0	0	0	0	2-4	1-2	3	2.12	12
Mar 30	ARKANSAS STATE-2		1.0	3	3	3	1	2	2	0	0	0	0	0	0	3-7	1-2	3	3.50	29
Apr 02	at Illinois		1.0	0	0	0	0	1	0	0	0	0	0	0	0	2-4	1-2	3	3.32	15
Apr 03	at Illinois		0.0	2	2	1	1	0	1	0	0	0	0	0	0	1-4	1-3	3	3.79	15
Apr 07	at South Alabama		0.2	2	1	0	0	0	0	0	0	0	0	0	0	14-5	1-3	3	3.66	30
Apr 10	at NC State		3.0	3	1	1	1	2	1	0	0	0	0	0	0	7-6	1-3	3	3.57	49
Apr 16	CHARLESTON		1.0	3	2	2	0	1	0	0	0	0	0	1	0	6-13	1-3	3	4.18	30
Apr 18	GEORGIA SOUTHERN		0.1	0	0	0	0	1	0	0	0	0	0	0	0	2-9	1-3	3	4.12	6
Apr 20	GEORGIA SOUTHERN		2.0	3	2	2	1	2	1	0	0	0	0	0	0	12-13	1-3	3	4.50	35
Apr 26	at Georgia State		2.0	0	0	0	1	4	0	0	0	1	0	0	0	27-2	2-3	3	4.18	25
Apr 28	at Georgia State		1.0	3	5	4	1	1	2	0	0	1	0	1	0	11-15	2-4	3	5.28	39
May 05	LOUISIANA		2.0	4	4	3	1	3	2	0	0	0	0	1	0	11-9	2-4	3	5.81	42
May 12	at UT Arlington		0.2	1	0	0	1	2	0	0	0	0	0	0	0	3-6	2-4	3	5.68	18
May 14	CLEMSON		0.1	1	0	0	0	1	0	0	0	0	0	0	0	3-14	2-4	3	5.62	10
May 17	APPALACHIAN STATE		1.2	1	2	2	4	1	0	0	0	0	0	0	0	6-18	2-4	3	5.88	52
May 23	TEXAS STATE		1.1	3	1	1	1	0	0	0	0	0	0	0	0	13-4	2-4	3	5.91	22
May 24	UT ARLINGTON		0.1	0	0	0	0	0	0	0	0	0	0	0	0	14-13	2-4	3	5.86	8
May 26	GEORGIA SOUTHERN		1.1	1	0	0	1	0	0	0	0	0	0	1	1	9-7	3-4	3	5.65	12
Totals		0	36.2	41	28	23	23	39	10	0	0	3	1	6	2	231-203	3-4	3	5.65	-

CAREER STATS AT COASTAL CAROLINA

Year	era	w-l	app	gs	cg	sho	sv	ip	h	r	er	bb	so	2b	3b	hr	bf	bavg	wp	hbp	bk	sfa	sha
2019	5.65	3-4	29	0	0	0/0	3	36.2	41	28	23	23	39	10	0	0	176	.285	3	6	1	1	1
TOTAL	5.65	3-4	29	0	0	0/0	3	36.2	41	28	23	23	39	10	0	0	176	.285	3	6	1	1	1

#18 • SCOTT KOBOS • LHP

L/L • R-JR. • 6-2 • 200 • CHARLOTTE, N.C. (ST. JOHNS RIVER STATE COLLEGE)

		2019 SEASON HIGH													CAREER HIGH					
		4.0 vs. Georgia Southern (5/26/19)													4.0 vs. Georgia Southern (5/26/19)					
		4, (4 times) - last vs. Georgia Southern (5/26/19)													5 vs. Indiana (2/19/18)					
		2, (2 times) - last at UNC (4/23/19)													2, (3 times) - last at UNC (4/23/19)					
Innings																				
Strikeouts																				
Walks																				
Date	Opponent	GS	IP	H	R	ER	BB	SO	2B	3B	HR	WP	BK	HBP	IBB	Score	W-L	Sv	ERA	NP
Feb 16	MARYLAND		1.0	0	0	0	0	2	0	0	0	0	0	0	0	7-2	0-0	0	0.00	12
Feb 19	at UNC Wilmington	*	2.0	1	0	0	0	4	0	0	0	0	0	0	0	10-5	1-0	0	0.00	26
Feb 24	NC STATE		2.1	2	1	1	2	2	0	0	1	0	0	0	0	6-7	1-1	0	1.69	48
Mar 03	INDIANA		1.1	3	1	1	0	1	0	0	1	0	0	0	0	6-5	1-1	0	2.70	19
Mar 06	WAKE FOREST	*	3.0	6	4	4	1	4	1	0	1	2	1	1	0	14-8	1-1	0	5.59	69
Mar 13	at Clemson	*	0.2	5	5	5	0	0	1	0	1	0	0	0	0	5-8	1-2	0	9.58	-
Apr 23	at North Carolina		0.0	0	1	0	2	0	0	0	0	0	0	0	0	1-6	1-2	0	9.58	10
Apr 26	at Georgia State		2.0	1	0	0	0	1	0	0	0	0	0	0	0	27-2	1-2	0	8.03	24
May 03	LOUISIANA		0.2	1	2	2	0	0	0	0	0	0	0	1	0	0-10	1-2	0	9.00	13
May 14	CLEMSON		2.0	0	0	0	0	1	0	0	0	0	0	0	0	3-14	1-2	0	7.80	23
May 18	APPALACHIAN STATE		3.0	3	2	2	0	2	1	0	1	0	0	1	0	9-6	2-2	0	7.50	27
May 23	TEXAS STATE	*	3.1	1	2	2	1	4	0	0	0	1	1	1	0	13-4	2-2	0	7.17	45
May 26	GEORGIA SOUTHERN		4.0	3	0	0	1	4	0	0	0	0	0	0	0	9-7	2-2	1	6.04	68
Totals		4	25.1	26	18	17	7	25	3	0	5	3	2	4	0	110-84	2-2	1	6.04	-

CAREER STATS AT COASTAL CAROLINA

Year	era	w-l	app	gs	cg	sho	sv	ip	h	r	er	bb	so	2b	3b	hr	bf	bavg	wp	hbp	bk	sfa	sha
2018	7.62	1-0	4	2	0	0/0	0	13.0	14	11	11	2	13	3	1	5	56	.280	0	3	0	1	0
2019	6.04	2-2	13	4	0	0/0	1	25.1	26	18	17	7	25	3	0	5	111	.263	3	4	2	1	0
TOTAL	6.57	3-2	17	6	0	0/0	1	38.1	40	29	28	9	38	6	1	10	167	.268	3	7	2	2	0

PLAYER PROFILES • PITCHERS

#21 • DYLAN GENTRY • LHP

L/L • SO. • 6-0 • 190 • DANIELSVILLE, GA. (MADISON COUNTY)

		2019 SEASON HIGH											CAREER HIGH								
Innings		3.0, (2 times) - last vs. UTA (5/24/19)											3.0, (3 times) - last vs. UTA (5/24/19)								
Strikeouts		5 at ULM (3/16/19)											5 at ULM (3/16/19)								
Walks		3, (2 times) - last at UNCW (3/26/19)											3, (2 times) - last at UNCW (3/26/19)								
Date	Opponent	GS	IP	H	R	ER	BB	SO	2B	3B	HR	WP	BK	HBP	IBB	Score	W-L	Sv	ERA	NP	
Feb 22	MICHIGAN STATE-1		1.0	0	0	0	0	1	0	0	0	0	0	0	1	0	13-0	0-0	0	0.00	14
Mar 01	ILLINOIS		1.0	0	0	0	0	1	0	0	0	0	0	0	0	11-3	0-0	0	0.00	8	
Mar 05	WAKE FOREST		2.0	0	0	0	2	1	0	0	0	1	0	0	0	10-9	1-0	0	0.00	36	
Mar 10	vs Oregon State		1.2	3	0	0	0	3	1	0	0	0	0	0	0	4-4	1-0	0	0.00	26	
Mar 13	at Clemson		2.0	1	0	0	0	2	0	0	0	0	0	0	0	5-8	1-0	0	0.00	-	
Mar 16	at ULM		3.0	0	0	0	3	5	0	0	0	0	0	0	0	14-2	1-0	0	0.00	48	
Mar 23	TROY		0.2	1	1	1	1	0	0	0	0	0	0	0	0	9-7	1-0	0	0.79	22	
Mar 26	at UNC Wilmington		1.0	0	1	1	3	0	0	0	0	0	0	0	0	4-5	1-0	0	1.46	20	
Mar 29	ARKANSAS STATE		1.0	1	0	0	0	2	1	0	0	0	0	0	0	2-4	1-0	0	1.35	19	
Mar 30	ARKANSAS STATE-2		1.0	1	0	0	0	2	0	0	0	0	0	0	0	3-7	1-0	0	1.26	20	
Apr 03	at Illinois		1.1	0	1	0	1	0	0	0	0	0	0	0	0	1-4	1-0	0	1.15	24	
Apr 07	at South Alabama		1.0	1	0	0	0	2	1	0	0	0	0	0	0	14-5	1-0	0	1.08	18	
Apr 10	at NC State		0.2	2	2	2	1	1	0	0	1	0	0	0	0	7-6	1-0	0	2.08	19	
Apr 12	at Little Rock-2		0.2	3	6	1	1	0	0	0	0	0	0	1	0	0-14	1-0	0	2.50	25	
Apr 18	GEORGIA SOUTHERN		1.0	5	3	3	0	0	1	0	1	0	0	0	0	2-9	1-0	0	3.79	24	
May 03	LOUISIANA		1.0	2	2	2	1	1	1	0	0	0	0	1	0	0-10	1-0	0	4.50	21	
May 16	APPALACHIAN STATE		1.0	1	0	0	0	2	0	0	0	0	0	0	0	19-3	1-0	0	4.29	17	
May 18	APPALACHIAN STATE		0.2	0	0	0	0	1	0	0	0	0	0	0	0	9-6	1-0	1	4.15	5	
May 22	UT ARLINGTON		0.1	2	1	1	0	0	0	0	0	0	0	0	0	8-9	1-1	1	4.50	9	
May 24	UT ARLINGTON		3.0	4	4	4	0	1	0	0	1	0	0	0	0	14-13	2-1	1	5.40	46	
Totals		0	25.0	27	21	15	13	25	5	0	3	1	0	3	0	149-128	2-1	1	5.40	-	

CAREER STATS AT COASTAL CAROLINA

Year	avg	gp-gs	ab	r	h	2b	3b	hr	rbi	tb	slg%	bb	hbp	so	gdp	ob%	sf	sh	sb-att	po	a	e	fld%
2018	.000	0-0	0	0	0	0	0	0	0	0	.000	0	0	0	0	.000	0	0	0-0	1	1	0	1.000
2019	.000	0-0	0	0	0	0	0	0	0	0	.000	0	0	0	0	.000	0	0	0-0	1	1	0	1.000
TOTAL	.000	0-0	0	0	0	0	0	0	0	0	.000	0	0	0	0	.000	0	0	0-0	2	2	0	1.000

#26 • GARRETT MCDANIELS • LHP

L/L • FR. • 6-0 • 170 • NICHOLS, S.C. (PEE DEE ACADEMY)

		2019 SEASON HIGH											CAREER HIGH							
Innings		5.0 vs. UTA (5/24/19)											5.0 vs. UTA (5/24/19)							
Strikeouts		6.0 vs. UTA (5/24/19)											6 vs. UTA (5/24/19)							
Walks		4, (2 times) - last vs. UTA (5/24/19)											4, (2 times) - last vs. UTA (5/24/19)							
Date	Opponent	GS	IP	H	R	ER	BB	SO	2B	3B	HR	WP	BK	HBP	IBB	Score	W-L	Sv	ERA	NP
Feb 17	CAMPBELL	*	4.0	2	0	0	3	3	0	0	0	1	0	1	0	11-2	0-0	0	0.00	65
Feb 24	NC STATE	*	4.1	6	5	5	1	1	2	0	0	0	0	2	0	6-7	0-0	0	5.40	77
Mar 03	INDIANA	*	2.1	1	2	1	3	3	0	0	0	0	0	0	0	6-5	0-0	0	5.06	49
Mar 10	vs Oregon State	*	4.1	4	3	3	2	3	2	0	0	1	1	0	0	4-4	0-0	0	5.40	63
Mar 17	at ULM	*	4.0	5	6	2	2	2	2	0	0	1	0	0	0	15-7	0-0	0	5.21	70
Mar 24	TROY	*	3.0	7	6	6	1	2	0	0	2	0	0	0	0	8-10	0-1	0	6.95	63
Mar 30	ARKANSAS STATE-2	*	0.1	2	3	3	1	0	0	0	0	1	0	1	0	3-7	0-2	0	8.06	14
May 14	CLEMSON	*	1.0	3	7	7	4	0	0	0	1	1	0	0	0	3-14	0-3	0	10.41	48
May 17	APPALACHIAN STATE		4.0	5	5	2	2	4	0	0	2	2	0	0	0	6-18	0-3	0	9.55	85
May 24	UT ARLINGTON		5.0	3	2	1	4	6	1	0	0	0	0	1	0	14-13	0-3	0	8.35	99
Totals		8	32.1	38	39	30	23	24	7	0	5	7	1	5	0	76-87	0-3	0	8.35	-

CAREER STATS AT COASTAL CAROLINA

Year	era	w-l	app	gs	cg	sho	sv	ip	h	r	er	bb	so	2b	3b	hr	bf	bavg	wp	hbp	bk	sfa	sha
2019	8.35	0-3	10	8	0	0/0	0	32.1	38	39	30	23	24	7	0	5	167	.277	7	5	1	2	0
TOTAL	8.35	0-3	10	8	0	0/0	0	32.1	38	39	30	23	24	7	0	5	167	.277	7	5	1	2	0

PLAYER PROFILES • PITCHERS

#30 • MATT EARDENSOHN • RHP

R/R • SR. • 6-3 • 190 • OMAHA, NEB. (IOWA WESTERN CC)

2019 NCBWA STOPPER OF THE YEAR PRESEASON WATCH LIST

2019 PRESEASON ALL-SUN BELT

2019 COLLEGIATE BASEBALL PRESEASON ALL-AMERICA THIRD TEAM

2018 ALL-SUN BELT SECOND TEAM

SUN BELT CONFERENCE PITCHER OF THE WEEK (APRIL 17, 2018)

	2019 SEASON HIGH	CAREER HIGH
Innings	6.2 vs. Arkansas State (3/30/19)	6.2 vs. Arkansas State (3/30/19)
Strikeouts	7 vs. UConn (3/2/19)	7 vs. UConn (3/2/19)
Walks	3, (2 Times) - last at Georgia State (4/27/19)	3, (2 Times) - last at Georgia State (4/27/19)

Date	Opponent	GS	IP	H	R	ER	BB	SO	2B	3B	HR	WP	BK	HBP	IBB	Score	W-L	Sv	ERA	NP
Feb 15	VCU		3.2	3	1	1	1	4	1	0	1	1	0	0	0	10-8	1-0	0	2.45	51
Feb 19	at UNC Wilmington		1.0	3	2	2	1	1	0	0	0	0	0	1	0	10-5	1-0	0	5.79	41
Feb 22	MICHIGAN STATE-2		1.2	1	0	0	0	4	0	0	0	0	0	0	0	12-5	1-0	0	4.26	23
Feb 24	NC STATE		1.1	2	0	0	0	1	0	0	0	0	0	1	0	6-7	1-0	0	3.52	21
Mar 02	UCONN		4.2	1	0	0	1	7	0	0	0	0	0	0	0	10-7	2-0	0	2.19	60
Mar 06	WAKE FOREST		0.2	1	0	0	0	0	0	0	0	0	0	0	0	14-8	2-0	0	2.08	15
Mar 08	vs San Diego		0.2	1	1	1	1	0	0	1	0	0	0	0	0	5-8	2-0	0	2.63	7
Mar 10	vs Oregon State		2.2	2	0	0	2	2	0	0	0	0	0	0	0	4-4	2-0	0	2.20	38
Mar 17	at ULM		3.0	0	0	0	0	5	0	0	0	0	0	0	0	15-7	3-0	0	1.86	47
Mar 22	TROY		3.0	6	1	1	0	2	1	0	0	0	0	0	0	4-2	3-0	0	2.01	51
Mar 26	at UNC Wilmington		2.0	2	0	0	0	3	0	0	0	0	0	0	0	4-5	3-0	0	1.85	34
Mar 30	ARKANSAS STATE-2		6.2	6	1	1	1	5	2	0	0	0	0	0	0	3-7	3-0	0	1.74	94
Apr 06	at South Alabama		4.0	1	0	0	1	3	0	0	0	0	0	0	0	9-4	4-0	0	1.54	58
Apr 10	at NC State		1.0	0	0	0	0	3	0	0	0	0	0	0	0	7-6	4-0	1	1.50	17
Apr 18	GEORGIA SOUTHERN	*	4.1	7	3	3	3	5	1	0	1	0	0	1	0	2-9	4-1	1	2.01	100
Apr 23	at North Carolina		1.0	0	0	0	1	1	0	0	0	0	0	0	0	1-6	4-1	1	1.96	14
Apr 27	at Georgia State	*	5.1	4	4	3	3	6	1	0	0	0	0	0	0	6-5	4-1	1	2.31	88
May 04	LOUISIANA	*	4.2	8	5	5	1	4	0	0	1	0	0	1	0	7-9	4-1	1	2.98	90
May 10	at UT Arlington		5.2	5	1	1	0	1	1	0	0	0	0	0	0	8-6	5-1	1	2.84	77
May 17	APPALACHIAN STATE		1.1	4	5	5	2	1	0	0	1	0	0	1	0	6-18	5-1	1	3.55	45
May 22	UT ARLINGTON		0.2	3	5	2	2	0	0	0	0	0	0	0	1	8-9	5-1	1	3.81	28
May 24	UT ARLINGTON		1.1	5	4	2	0	1	0	0	0	0	0	0	0	14-13	5-1	1	4.03	37
May 25	ULM		5.0	2	1	1	0	5	2	0	0	0	0	0	0	26-10	6-1	1	3.86	73
Totals		3	65.1	67	34	28	20	64	9	1	4	1	0	5	1	191-168	6-1	1	3.86	-

CAREER STATS AT COASTAL CAROLINA

Year	era	w-l	app	gs	cg	sho	sv	ip	h	r	er	bb	so	2b	3b	hr	bf	bavg	wp	hbp	bk	sfa	sha
2018	2.18	7-0	20	1	0	0/3	6	57.2	38	16	14	14	51	5	2	3	227	.188	1	6	1	1	4
2019	3.86	6-1	23	3	0	0/0	1	65.1	67	34	28	20	64	9	1	4	286	.266	1	5	0	3	5
TOTAL	3.07	13-1	43	4	0	0/3	7	123.0	105	50	42	34	115	14	3	7	513	.231	2	11	1	4	9

PLAYER PROFILES • PITCHERS

#31 • BOBBY HOLMES • RHP

R/R • R-SR. • 6-2 • 180 • ATHENS, GA. (OCONEE COUNTY)

2019 SENIOR CLASS AWARD NOMINEE

2017 NCBWA PRESEASON STOPPER OF THE YEAR WATCH LIST

2015 LOUISVILLE SLUGGER FRESHMAN ALL-AMERICAN (COLLEGIATE BASEBALL)

2015 BIG SOUTH FRESHMAN OF THE YEAR

2015 ALL-BIG SOUTH SECOND TEAM

		2019 SEASON HIGH													CAREER HIGH					
		Innings	2.0 vs. Wake Forest (3/6/19)													7.0 (2 times) - last vs. PC (4/16/16)				
		Strikeouts	4 vs. Wake Forest (3/6/19)													7 vs. Illinois (3/12/16)				
		Walks	3 vs. Wake Forest (3/6/19)													4 (4 times) - last vs. Illinois (3/10/17)				
Date	Opponent	GS	IP	H	R	ER	BB	SO	2B	3B	HR	WP	BK	HBP	IBB	Score	W-L	Sv	ERA	NP
Feb 17	CAMPBELL		1.0	0	0	0	1	1	0	0	0	0	0	0	0	11-2	0-0	0	0.00	16
Feb 22	MICHIGAN STATE-2		1.0	0	0	0	0	1	0	0	0	0	0	0	0	12-5	0-0	0	0.00	9
Feb 27	at Charleston	*	1.1	5	5	5	1	1	0	0	1	0	0	0	0	5-8	0-1	0	13.50	41
Mar 06	WAKE FOREST		2.0	2	3	3	3	4	0	0	0	1	0	0	0	14-8	1-1	0	13.50	57
Mar 10	vs Oregon State		0.0	1	0	0	0	0	0	0	0	2	0	0	0	4-4	1-1	0	13.50	5
Mar 15	at ULM		1.0	0	0	0	2	1	0	0	0	0	0	0	0	13-3	1-1	0	11.37	22
May 14	CLEMSON		0.2	1	4	4	2	2	0	0	1	0	0	1	0	3-14	1-1	0	15.43	29
Totals		1	7.0	9	12	12	9	10	0	0	2	3	0	1	0	62-44	1-1	0	15.43	-

CAREER STATS AT COASTAL CAROLINA

Year	era	w-l	app	gs	cg	sho	sv	ip	h	r	er	bb	so	2b	3b	hr	bf	bavg	wp	hbp	bk	sfa	sha
2015	2.90	4-1	27	4	0	0/1	4	62.0	54	27	20	16	55	11	0	2	265	.228	4	8	1	2	2
2016	4.20	7-2	28	6	0	0/1	4	83.2	89	48	39	35	74	12	0	5	376	.268	6	5	0	1	3
2017	2.51	5-3	23	0	0	0/2	3	43.0	43	16	12	21	38	4	1	2	195	.264	2	6	0	3	2
2019	15.43	1-1	7	1	0	0/0	0	7.0	9	12	12	9	10	0	0	2	39	.321	3	1	0	0	1
TOTAL	3.82	17-7	85	11	0	0/4	11	195.2	195	103	83	81	177	27	1	11	875	.257	15	20	1	6	8

#32 • ANTHONY VENEZIANO • LHP

L/L • JR. • 6-5 • 205 • HACKETTSTOWN, N.J. (WARREN HILLS)

		2019 SEASON HIGH													CAREER HIGH					
		Innings	7.0, (2 times) - last vs. UTA (5/22/19)													7.0, (3 times) - last vs. UTA (5/22/19)				
		Strikeouts	9, (2 times) - last vs. Appalachian State (5/16/19)													9, (3 times) - last vs. Appalachian State (5/16/19)				
		Walks	4 at South Alabama (4/7/19)													5, (2 times) - last at Troy (4/14/18)				
Date	Opponent	GS	IP	H	R	ER	BB	SO	2B	3B	HR	WP	BK	HBP	IBB	Score	W-L	Sv	ERA	NP
Feb 16	MARYLAND	*	5.0	3	0	0	0	6	0	0	0	0	0	2	0	7-2	1-0	0	0.00	81
Feb 23	KENT STATE	*	5.0	7	2	2	2	4	0	0	0	1	0	0	0	8-2	2-0	0	1.80	91
Mar 02	UCONN	*	4.1	10	7	5	2	4	0	0	2	0	0	0	0	10-7	2-0	0	4.40	81
Mar 06	WAKE FOREST		2.0	0	0	0	1	2	0	0	0	0	0	0	0	14-8	2-0	0	3.86	32
Mar 10	vs Oregon State		1.0	0	1	1	1	3	0	0	0	0	0	0	0	4-4	2-0	0	4.15	19
Mar 15	at ULM		1.0	0	0	0	0	1	0	0	0	0	0	0	0	13-3	2-0	0	3.93	10
Mar 17	at ULM		1.0	2	1	1	1	1	0	0	0	0	0	0	0	15-7	2-0	0	4.19	26
Mar 22	TROY		0.1	2	1	1	1	1	1	0	0	0	0	0	0	4-2	2-0	0	4.58	19
Mar 24	TROY		1.0	0	0	0	2	0	0	0	0	0	0	0	0	8-10	2-0	0	4.35	19
Mar 27	UNC WILMINGTON	*	7.0	3	2	1	1	9	0	0	1	1	0	0	0	9-2	3-0	0	3.58	103
Apr 02	at Illinois	*	6.0	7	4	4	2	3	0	0	1	2	0	0	0	2-4	3-1	0	4.01	101
Apr 07	at South Alabama	*	5.1	2	2	2	4	8	1	0	0	0	0	0	0	14-5	4-1	0	3.92	85
Apr 16	CHARLESTON	*	1.0	5	4	1	0	2	1	0	1	0	0	0	0	6-13	4-1	0	4.05	28
Apr 20	GEORGIA SOUTHERN	*	6.1	7	5	4	3	7	0	0	0	1	0	1	0	9-7	4-1	0	4.27	111
Apr 26	at Georgia State	*	4.0	4	2	2	3	6	0	0	1	2	0	0	0	27-2	4-1	0	4.29	99
May 03	LOUISIANA	*	6.0	6	4	4	1	3	1	0	0	2	0	0	0	0-10	4-2	0	4.47	93
May 10	at UT Arlington	*	4.1	4	5	4	2	2	1	0	2	1	0	0	0	8-6	4-2	0	4.75	85
May 16	APPALACHIAN STATE	*	5.0	3	0	0	1	9	0	0	0	0	0	1	0	19-3	5-2	0	4.39	80
May 22	UT ARLINGTON	*	7.0	5	1	1	1	7	0	0	1	0	0	1	0	8-9	5-2	0	4.09	99
May 26	GEORGIA SOUTHERN	*	1.1	2	3	2	0	2	0	0	0	1	0	2	0	9-7	5-2	0	4.26	29
Totals		13	74.0	72	44	35	28	80	5	0	9	11	0	7	0	194-113	5-2	0	4.26	-

CAREER STATS AT COASTAL CAROLINA

Year	era	w-l	app	gs	cg	sho	sv	ip	h	r	er	bb	so	2b	3b	hr	bf	bavg	wp	hbp	bk	sfa	sha
2017	7.71	2-2	13	9	0	0/0	0	39.2	48	37	34	23	41	8	0	9	195	.293	0	6	0	1	1
2018	3.81	7-1	15	12	0	0/1	0	59.0	50	30	25	36	61	8	1	4	272	.229	5	12	1	1	5
2019	4.26	5-2	20	13	0	0/0	0	74.0	72	44	35	28	80	5	0	9	328	.252	11	7	0	3	4
TOTAL	4.90	14-5	48	34	0	0/1	0	172.2	170	111	94	87	182	21	1	22	795	.254	16	25	1	5	10

PLAYER PROFILES • PITCHERS

#34 • JAY CAUSEY • LHP

L/L • R-JR. • 6-4 • 225 • CONWAY, S.C. (FLORENCE-DARLINGTON TECH)

	2019 SEASON HIGH	CAREER HIGH
Innings	3.1 at Little Rock (4/12/19)	4.2 vs. South Alabama (4/17/18)
Strikeouts	4 vs. ULM (5/25/19)	5 vs. High Point (3/11/18)
Walks	3, (4 times) - last vs. Louisiana (5/4/19)	4 at Appalachian State (5/19/18)

Date	Opponent	GS	IP	H	R	ER	BB	SO	2B	3B	HR	WP	BK	HBP	IBB	Score	W-L	Sv	ERA	NP
Feb 15	VCU		1.2	3	2	2	3	2	0	0	0	0	0	0	0	10-8	0-0	0	10.80	48
Feb 19	at UNC Wilmington		1.1	1	1	1	1	2	0	0	1	0	0	0	0	10-5	0-0	0	9.00	31
Feb 24	NC STATE		2.2	3	1	1	1	1	0	0	1	0	0	0	0	6-7	0-0	0	6.35	47
Mar 03	INDIANA		1.0	4	2	2	0	2	0	0	0	0	0	0	0	6-5	0-0	0	8.10	23
Mar 05	WAKE FOREST		3.0	3	3	3	2	2	0	0	1	0	0	0	0	10-9	0-0	0	8.38	51
Mar 09	vs Washington		2.0	1	0	0	1	2	0	0	0	0	0	0	0	5-2	0-0	1	6.94	30
Mar 24	TROY		3.0	3	2	0	3	2	0	0	0	1	0	1	1	8-10	0-0	1	5.52	64
Mar 30	ARKANSAS STATE-1		2.0	1	0	0	2	1	1	0	0	0	0	0	0	6-0	0-0	1	4.86	26
Apr 02	at Illinois		1.0	0	0	0	2	0	0	0	0	0	0	0	0	2-4	0-0	1	4.58	21
Apr 06	at South Alabama-2		1.2	2	3	3	3	2	0	0	0	0	0	0	0	4-8	0-0	1	5.59	41
Apr 12	at Little Rock-1		3.1	3	2	1	2	0	0	0	0	0	0	0	1	5-8	0-0	1	5.16	55
Apr 16	CHARLESTON		1.0	1	0	0	1	0	0	0	0	0	0	0	0	6-13	0-0	1	4.94	24
Apr 18	GEORGIA SOUTHERN		1.1	1	0	0	1	0	0	0	0	0	0	0	0	2-9	0-0	1	4.68	18
Apr 20	GEORGIA SOUTHERN		1.2	5	3	1	1	2	0	0	0	0	0	0	0	12-13	0-0	1	4.72	41
Apr 23	at North Carolina		1.0	0	1	1	1	1	0	0	0	0	0	0	0	1-6	0-0	1	4.88	18
Apr 28	at Georgia State		1.0	1	0	0	0	2	1	0	0	0	0	0	0	11-15	0-0	1	4.71	17
May 04	LOUISIANA		2.1	2	2	2	3	2	1	0	0	1	0	1	0	7-9	0-1	1	4.94	54
May 12	at UT Arlington		0.2	1	1	1	1	0	1	0	0	0	0	0	0	3-6	0-1	1	5.12	20
May 18	APPALACHIAN STATE		1.1	3	2	2	1	1	1	0	0	0	0	0	0	9-6	0-1	1	5.45	39
May 23	TEXAS STATE		1.1	2	1	0	0	2	0	0	0	0	0	0	0	13-4	1-1	1	5.24	32
May 24	UT ARLINGTON		0.0	1	0	0	1	0	0	0	0	0	0	0	0	14-13	1-1	1	5.24	10
May 25	ULM		2.0	0	0	0	0	4	0	0	0	0	0	0	0	10-6	1-1	1	4.95	26
Totals		0	36.1	41	26	20	30	30	5	0	3	2	0	2	2	160-166	1-1	1	4.95	-

CAREER STATS AT COASTAL CAROLINA

Year	era	w-l	app	gs	cg	sho	sv	ip	h	r	er	bb	so	2b	3b	hr	bf	bavg	wp	hbp	bk	sfa	sha
2018	2.28	2-2	24	1	0	0/1	5	43.1	30	11	11	20	39	5	0	7	175	.205	2	4	1	2	3
2019	4.95	1-1	22	0	0	0/1	1	36.1	41	26	20	30	30	5	0	3	182	.287	2	2	0	3	4
TOTAL	3.50	3-3	46	1	0	0/2	6	79.2	71	37	31	50	69	10	0	10	357	.246	4	6	1	5	7

#37 • NICK PARKER • RHP

R/R • FR. • 5-11 • 190 • YORK, PA. (DALLASTOWN AREA)

	2019 SEASON HIGH	CAREER HIGH
Innings	6.0 at Illinois (4/3/19)	6.0 at Illinois (4/3/19)
Strikeouts	6, (2 times) - last vs. Appalachian State (5/16/19)	6, (2 times) - last vs. Appalachian State (5/16/19)
Walks	5 at NCSU (4/10/19)	5 at NCSU (4/10/19)

Date	Opponent	GS	IP	H	R	ER	BB	SO	2B	3B	HR	WP	BK	HBP	IBB	Score	W-L	Sv	ERA	NP
Feb 19	at UNC Wilmington		1.0	0	0	0	1	1	0	0	0	0	0	0	0	10-5	0-0	0	0.00	20
Feb 24	NC STATE		0.1	1	0	0	0	1	0	0	0	0	0	0	0	6-7	0-0	0	0.00	6
Feb 27	at Charleston		2.0	2	1	1	1	1	0	0	0	0	0	2	0	5-8	0-0	0	2.70	39
Mar 05	WAKE FOREST		1.2	2	4	4	1	3	0	0	0	1	0	2	0	10-9	0-0	0	9.00	42
Mar 13	at Clemson		2.1	2	2	1	0	3	0	0	1	1	0	1	0	5-8	0-0	0	7.36	-
Mar 26	at UNC Wilmington	*	4.0	4	3	3	2	5	1	1	1	1	0	0	0	4-5	0-0	0	7.15	66
Apr 03	at Illinois	*	6.0	6	1	1	1	6	1	0	0	0	0	1	1	1-4	0-0	0	5.19	102
Apr 10	at NC State	*	2.0	3	3	3	5	2	0	0	1	0	0	1	0	7-6	0-0	0	6.05	59
Apr 16	CHARLESTON	*	4.0	5	1	1	1	3	0	0	0	0	0	1	0	6-13	0-0	0	5.40	68
Apr 23	at North Carolina	*	5.0	5	4	3	2	4	0	0	2	1	0	0	0	1-6	0-1	0	5.40	79
Apr 28	at Georgia State	*	2.0	5	5	5	1	2	1	0	1	0	0	0	0	11-15	0-1	0	6.53	48
May 14	CLEMSON		1.0	1	1	1	2	3	0	0	1	0	0	0	0	3-14	0-1	0	6.61	29
May 16	APPALACHIAN STATE		3.0	3	3	3	1	6	0	0	1	0	0	1	0	19-3	0-1	0	6.82	56
May 23	TEXAS STATE		2.2	1	0	0	4	0	0	0	0	0	1	0	0	13-4	0-1	1	6.32	68
May 25	ULM	*	4.0	3	2	2	1	4	0	0	1	0	0	0	0	10-6	1-1	1	6.15	63
Totals		7	41.0	43	30	28	23	44	3	1	9	4	1	9	1	111-113	1-1	1	6.15	-

CAREER STATS AT COASTAL CAROLINA

Year	era	w-l	app	gs	cg	sho	sv	ip	h	r	er	bb	so	2b	3b	hr	bf	bavg	wp	hbp	bk	sfa	sha
2019	6.15	1-1	15	7	0	0/0	1	41.0	43	30	28	23	44	3	1	9	193	.270	4	9	1	2	0
TOTAL	6.15	1-1	15	7	0	0/0	1	41.0	43	30	28	23	44	3	1	9	193	.270	4	9	1	2	0

PLAYER PROFILES • PITCHERS

#38 • KIERNAN HIGGINS • RHP

R/R • R-FR. • 6-3 • 200 • BUFFALO, N.Y. (BISHOP TIMON - ST. JUDE)

		2019 SEASON HIGH											CAREER HIGH							
Innings		2.0 vs. Clemson (5/14/19)											2.0 vs. Clemson (5/14/19)							
Strikeouts		2, (2 times) - last vs. Clemson (5/14/19)											2, (2 times) - last vs. Clemson (5/14/19)							
Walks		3 vs. Clemson (5/14/19)											3 vs. Clemson (5/14/19)							
Date	Opponent	GS	IP	H	R	ER	BB	SO	2B	3B	HR	WP	BK	HBP	IBB	Score	W-L	Sv	ERA	NP
Mar 27	UNC WILMINGTON		0.2	0	0	0	0	0	0	0	0	0	0	0	0	9-2	0-0	0	0.00	6
Apr 26	at Georgia State		1.0	0	0	0	1	2	0	0	0	1	0	0	0	27-2	0-0	0	0.00	19
May 03	LOUISIANA		1.0	0	0	0	0	1	0	0	0	0	0	0	0	0-10	0-0	0	0.00	6
May 14	CLEMSON		2.0	0	0	0	3	2	0	0	0	0	0	0	0	3-14	0-0	0	0.00	41
May 25	ULM		0.1	0	0	0	1	1	0	0	0	0	0	1	0	26-10	0-0	0	0.00	18
Totals		0	5.0	0	0	0	5	6	0	0	0	1	0	1	0	65-38	0-0	0	0.00	-

CAREER STATS AT COASTAL CAROLINA

Year	era	w-l	app	gs	cg	sho	sv	ip	h	r	er	bb	so	2b	3b	hr	bf	bavg	wp	hbp	bk	sfa	sha
2019	0.00	0-0	5	0	0	0/0	0	5.0	0	0	0	5	6	0	0	0	21	.000	1	1	0	0	0
TOTAL	0.00	0-0	5	0	0	0/0	0	5.0	0	0	0	5	6	0	0	0	21	.000	1	1	0	0	0

#39 • ZACH MCCAMBLEY • RHP

L/R • SO. • 6-1 • 205 • MOUNT POCONO, PA. (POCONO MOUNTAIN EAST)

		2019 SEASON HIGH											CAREER HIGH							
Innings		6.0, (2 times) - last at ULM (3/15/19)											6.0, (2 times) - last at ULM (3/15/19)							
Strikeouts		10 vs. Troy (3/22/19)											10 vs. Troy (3/22/19)							
Walks		4 at Little Rock (4/12/19)											5 vs. South Alabama (5/26/18)							
Date	Opponent	GS	IP	H	R	ER	BB	SO	2B	3B	HR	WP	BK	HBP	IBB	Score	W-L	Sv	ERA	NP
Feb 15	VCU	*	3.1	9	5	5	1	2	1	0	0	0	0	2	0	10-8	0-0	0	13.50	88
Feb 22	MICHIGAN STATE-1	*	6.0	2	0	0	1	6	0	0	0	0	0	0	0	13-0	1-0	0	4.82	100
Mar 01	ILLINOIS	*	5.0	3	1	1	0	4	1	0	1	0	0	2	0	11-3	2-0	0	3.77	77
Mar 08	vs San Diego	*	5.0	4	2	1	3	3	0	0	0	0	0	2	0	5-8	2-0	0	3.26	89
Mar 15	at ULM	*	6.0	6	3	2	1	7	1	0	0	3	0	0	0	13-3	3-0	0	3.20	96
Mar 22	TROY	*	5.0	3	0	0	3	10	1	0	0	0	0	0	1	4-2	4-0	0	2.67	94
Mar 29	ARKANSAS STATE	*	5.0	6	4	4	3	7	0	0	2	0	0	1	0	2-4	4-1	0	3.31	102
Apr 06	at South Alabama	*	5.0	8	4	4	1	5	0	0	1	1	0	1	0	9-4	4-1	0	3.79	90
Apr 12	at Little Rock-1	*	4.2	6	6	6	4	5	2	0	1	1	0	1	1	5-8	4-2	0	4.60	70
Apr 16	CHARLESTON		0.1	1	0	0	0	0	0	0	0	0	0	0	0	6-13	4-2	0	4.57	8
Apr 20	GEORGIA SOUTHERN		2.2	2	2	2	1	3	1	0	0	0	0	1	0	9-7	5-2	0	4.69	40
Apr 23	at North Carolina		1.0	0	0	0	2	2	0	0	0	2	0	0	1	1-6	5-2	0	4.59	24
Apr 27	at Georgia State		4.2	3	1	1	1	4	1	0	1	0	0	0	0	6-5	6-2	0	4.36	62
May 04	LOUISIANA		2.0	3	2	0	0	0	0	0	0	1	0	1	0	7-9	6-2	0	4.20	33
May 05	LOUISIANA		0.1	0	0	0	0	1	0	0	0	0	0	0	0	11-9	6-2	0	4.18	8
May 10	at UT Arlington		1.0	0	0	0	0	1	0	0	0	0	0	0	0	8-6	6-2	1	4.11	9
May 12	at UT Arlington		1.2	3	3	3	0	2	1	0	0	0	0	1	0	3-6	6-3	1	4.45	27
May 18	APPALACHIAN STATE	*	4.0	4	2	2	1	6	1	0	0	0	0	0	0	9-6	6-3	1	4.45	58
May 22	UT ARLINGTON		1.1	2	2	1	1	2	0	0	0	2	0	1	1	8-9	6-3	1	4.50	40
May 24	UT ARLINGTON	*	0.1	4	3	3	1	0	1	0	1	1	0	0	0	14-13	6-3	1	4.90	18
May 26	GEORGIA SOUTHERN		2.1	4	4	4	2	5	1	0	2	4	0	0	0	9-7	6-3	1	5.27	53
Totals		11	66.2	73	44	39	26	75	12	0	9	15	0	13	4	163-136	6-3	1	5.27	-

CAREER STATS AT COASTAL CAROLINA

Year	era	w-l	app	gs	cg	sho	sv	ip	h	r	er	bb	so	2b	3b	hr	bf	bavg	wp	hbp	bk	sfa	sha
2018	3.14	3-0	18	7	0	0/2	0	48.2	45	18	17	25	50	5	2	3	215	.241	6	3	0	0	0
2019	5.27	6-3	21	11	0	0/1	1	66.2	73	44	39	26	75	12	0	9	312	.277	15	13	0	2	6
TOTAL	4.37	9-3	39	18	0	0/3	1	115.1	118	62	56	51	125	17	2	12	527	.262	21	16	0	2	6

PLAYER PROFILES • PITCHERS

#41 • TREVOR DAMRON • LHP

R/L • SO. • 6-0 • 185 • AMHERST, OHIO (FIRELANDS)

		2019 SEASON HIGH													CAREER HIGH						
Innings		3.0, (3 times) - last vs. ULM (5/25/19)													4.0 at Arkansas State (3/17/18)						
Strikeouts		7 vs. ULM (5/25/19)													8 at Arkansas State (3/17/18)						
Walks		3 vs. Troy (3/23/19)													3, (2 times) - last vs. Troy (3/23/19)						
Date	Opponent	GS	IP	H	R	ER	BB	SO	2B	3B	HR	WP	BK	HBP	IBB	Score	W-L	Sv	ERA	NP	
Feb 16	MARYLAND		1.1	0	0	0	1	1	0	0	0	0	0	0	1	0	7-2	0-0	0	0.00	28
Feb 23	KENT STATE		1.0	0	0	0	1	2	0	0	0	0	0	0	0	0	8-2	0-0	0	0.00	21
Feb 27	at Charleston		3.0	0	0	0	1	4	0	0	0	0	0	0	0	0	5-8	0-0	0	0.00	42
Mar 03	INDIANA		1.2	0	0	0	1	2	0	0	0	0	0	0	0	0	6-5	1-0	0	0.00	23
Mar 05	WAKE FOREST		3.0	3	0	0	0	3	0	0	0	0	0	0	0	0	10-9	1-0	0	0.00	33
Mar 08	vs San Diego		2.0	1	1	1	2	4	0	0	0	0	0	0	0	0	5-8	1-0	0	0.75	40
Mar 13	at Clemson		2.0	3	1	1	1	3	0	0	0	1	0	0	0	0	5-8	1-0	0	1.29	-
Mar 17	at ULM		1.0	1	0	0	0	2	0	0	0	0	0	0	0	0	15-7	1-0	0	1.20	14
Mar 23	TROY		2.2	1	0	0	3	4	0	0	0	0	0	0	0	0	9-7	1-0	0	1.02	52
Mar 29	ARKANSAS STATE		2.1	1	0	0	2	0	0	0	0	0	0	0	0	0	2-4	1-0	0	0.90	36
Apr 03	at Illinois		0.2	1	0	0	0	1	0	0	0	0	0	0	0	0	1-4	1-0	0	0.87	13
Apr 07	at South Alabama		2.0	2	2	2	0	2	1	0	0	2	0	0	0	0	14-5	1-0	0	1.59	26
Apr 10	at NC State		0.2	1	0	0	1	2	0	0	0	0	0	0	0	0	7-6	2-0	0	1.54	16
Apr 16	CHARLESTON		0.2	3	4	3	1	2	0	0	1	0	0	0	0	0	6-13	2-1	0	2.62	28
Apr 18	GEORGIA SOUTHERN		2.0	3	3	3	0	1	1	0	1	0	0	1	0	0	2-9	2-1	0	3.46	40
May 05	LOUISIANA		1.1	1	0	0	1	1	0	0	0	1	0	0	0	0	11-9	2-1	0	3.29	27
May 14	CLEMSON		2.0	5	2	2	0	1	1	0	0	0	0	0	0	0	3-14	2-1	0	3.68	38
May 17	APPALACHIAN STATE		1.0	2	1	0	2	3	1	0	0	0	0	0	0	0	6-18	2-1	0	3.56	29
May 23	TEXAS STATE		0.1	0	0	0	2	0	0	0	0	0	0	0	0	0	13-4	2-1	0	3.52	14
May 25	ULM		3.0	5	4	4	0	7	0	0	2	0	0	0	0	0	10-6	2-1	0	4.28	54
Totals		0	33.2	33	18	16	19	45	4	0	4	4	0	2	0	0	145-148	2-1	0	4.28	-

CAREER STATS AT COASTAL CAROLINA

Year	era	w-l	app	gs	cg	sho	sv	ip	h	r	er	bb	so	2b	3b	hr	bf	bavg	wp	hbp	bk	sfa	sha
2018	8.22	1-1	11	0	0	0/0	1	15.1	21	18	14	10	20	6	1	3	77	.328	0	0	0	2	1
2019	4.28	2-1	20	0	0	0/0	0	33.2	33	18	16	19	45	4	0	4	150	.266	4	2	0	2	3
TOTAL	5.51	3-2	31	0	0	0/0	1	49.0	54	36	30	29	65	10	1	7	227	.287	4	2	0	4	4

#47 • AUSTIN KITCHEN • LHP

L/L • R-JR. • 6-1 • 210 • PITTSBURGH, PA. (MOUNT LEBANON)

SUN BELT PITCHER OF THE WEEK (APRIL 2, 2019)

2016 LOUISVILLE SLUGGER FRESHMAN ALL-AMERICAN (COLLEGIATE BASEBALL)

		2019 SEASON HIGH													CAREER HIGH						
Innings		7.0, (2 times) - last vs. Arkansas State (3/30)													7.0, (2 times) - last vs. Arkansas State (3/30/19)						
Strikeouts		9 vs. Arkansas State (3/30/19)													9 vs. Arkansas State (3/30/19)						
Walks		3, (3 times) - last at UTA (5/12/19)													3, (4 times) - last at UTA (5/12/19)						
Date	Opponent	GS	IP	H	R	ER	BB	SO	2B	3B	HR	WP	BK	HBP	IBB	Score	W-L	Sv	ERA	NP	
Feb 17	CAMPBELL		3.0	5	2	0	1	2	0	0	0	0	0	0	0	0	11-2	1-0	0	0.00	59
Feb 22	MICHIGAN STATE-2	*	5.0	7	3	3	0	5	1	0	0	1	0	0	0	0	12-5	2-0	0	3.38	89
Mar 01	ILLINOIS		3.0	3	2	1	0	1	0	0	0	0	1	0	0	0	11-3	2-0	0	3.27	40
Mar 05	WAKE FOREST	*	1.0	0	0	0	0	1	0	0	0	0	0	0	0	0	10-9	2-0	0	3.00	16
Mar 09	vs Washington	*	7.0	5	2	2	1	7	0	0	1	1	0	0	0	0	5-2	3-0	0	2.84	101
Mar 16	at ULM	*	5.0	7	2	1	1	1	2	0	0	0	0	0	0	0	14-2	4-0	0	2.62	84
Mar 23	TROY	*	4.0	8	6	6	2	2	1	1	0	0	0	1	0	0	9-7	4-0	0	4.18	71
Mar 30	ARKANSAS STATE-1	*	7.0	4	0	0	1	9	1	0	0	0	0	0	0	0	6-0	5-0	0	3.34	109
Apr 06	at South Alabama-2	*	4.0	6	5	5	3	4	0	1	1	0	0	0	0	0	4-8	5-1	0	4.15	83
Apr 12	at Little Rock-2	*	4.1	7	5	5	2	2	1	0	0	0	0	0	0	0	0-14	5-2	0	4.78	88
Apr 20	GEORGIA SOUTHERN	*	5.1	7	8	4	1	5	1	0	2	0	0	2	0	0	12-13	5-3	0	4.99	89
Apr 28	at Georgia State	*	4.0	7	5	5	3	3	0	0	1	0	0	0	0	0	11-15	5-3	0	5.47	75
May 05	LOUISIANA	*	5.1	11	5	4	2	4	0	0	1	1	0	0	0	0	11-9	6-3	0	5.59	110
May 12	at UT Arlington	*	5.0	6	2	2	3	4	0	0	0	0	0	1	0	0	3-6	6-3	0	5.43	84
May 17	APPALACHIAN STATE	*	1.0	5	5	5	1	1	0	0	1	0	0	0	0	0	6-18	6-4	0	6.05	28
May 25	ULM	*	3.2	11	9	8	2	6	0	1	0	1	0	1	0	0	26-10	6-4	0	6.78	111
Totals		13	67.2	99	61	51	23	57	7	3	7	4	1	5	0	0	151-123	6-4	0	6.78	-

CAREER STATS AT COASTAL CAROLINA

Year	era	w-l	app	gs	cg	sho	sv	ip	h	r	er	bb	so	2b	3b	hr	bf	bavg	wp	hbp	bk	sfa	sha
2016	3.19	4-0	21	1	0	0/2	2	42.1	28	16	15	12	36	5	0	2	170	.185	0	2	0	3	2
2017	4.04	2-2	24	0	0	0/2	6	35.2	37	20	16	19	30	6	0	1	157	.282	2	1	1	0	6
2019	6.78	6-4	16	13	0	0/1	0	67.2	99	61	51	23	57	7	3	7	327	.338	4	5	1	4	2
TOTAL	5.07	12-6	61	14	0	0/5	8	145.2	164	97	82	54	123	18	3	10	654	.285	6	8	2	7	10

PLAYER PROFILES • POSITION PLAYERS

#1 • CORY WOOD • INF/OF

L/R • JR. • 5-9 • 180 • RALEIGH, N.C. (SANDERSON)

2019 SUN BELT ALL-TOURNAMENT TEAM

2019 PRESEASON ALL-SUN BELT

2019 COLLEGIATE BASEBALL PRESEASON ALL-AMERICA THIRD TEAM

2018 COLLEGIATE BASEBALL ALL-AMERICA THIRD TEAM

2018 ALL-SUN BELT FIRST TEAM

2017 COLLEGIATE BASEBALL FRESHMAN ALL-AMERICAN

2017 SUN BELT CONFERENCE FRESHMAN OF THE YEAR

2017 ALL-SUN BELT SECOND TEAM

2017 D1BASEBALL PRESEASON SUN BELT FRESHMAN OF THE YEAR

2019 SEASON HIGH

Hits	4 vs. Georgia Southern (4/20/19)	4, (2 times) - last vs. Ga. Southern (4/20/19)
Runs	3, (7 times)	3, multiple times
RBIs	3, (2 times) - last vs. ULM (5/25/19)	3, (5 times) - last vs. ULM (5/25/19)
Doubles	2, (2 times) - last vs. ULM (5/25/19)	2, (2 times) - last vs. ULM (5/25/19)
Triples	1 vs. San Diego (3/8/19)	1, (3 times)
Home Runs	1, (2 times) - last vs. App. State (5/16/19)	1, (5 times) - last vs. App. State (5/16/19)
Stolen Bases	2, (3 times) - last vs. Wake Forest (3/6/19)	2, (5 times)

CAREER HIGH

Date	Opponent	Pos	AB	R	H	RBI	2B	3B	HR	BB	SB	CS	HBP	SAC	SF	GDP	K	PO	A	E	Avg
Feb 15	VCU	*2b	4	1	1	1	1	0	0	1	0	0	0	0	0	0	2	2	1	0	.250
Feb 16	MARYLAND	*2b	4	2	2	0	1	0	0	1	2	0	0	0	0	0	0	1	3	1	.375
Feb 17	CAMPBELL	*2b	2	3	1	2	0	0	0	3	2	0	0	0	0	0	1	1	5	1	.400
Feb 19	at UNC Wilmington	*2b	2	1	0	0	0	0	0	3	0	0	0	0	0	0	0	3	3	0	.333
Feb 22	MICHIGAN STATE-1	*2b	4	2	1	0	0	0	0	1	0	0	0	0	0	0	0	3	0	0	.312
Feb 22	MICHIGAN STATE-2	*2b	4	3	3	0	1	0	0	1	0	0	0	0	0	0	1	0	1	0	.400
Feb 23	KENT STATE	*2b	2	1	0	0	0	0	0	2	0	0	0	0	0	0	0	1	3	0	.364
Feb 24	NC STATE	*2b	6	0	2	0	1	0	0	0	0	0	0	0	0	0	2	3	3	0	.357
Feb 27	at Charleston	*2b	5	1	3	0	0	0	0	0	0	0	0	0	0	0	0	5	1	0	.394
Mar 01	ILLINOIS	*2b	4	1	1	0	1	0	0	1	0	0	0	0	0	0	0	1	1	1	.378
Mar 02	UCONN	*2b	3	2	1	0	0	0	0	3	0	0	0	0	0	0	1	0	2	0	.375
Mar 03	INDIANA	*2b	4	0	2	0	0	0	0	1	0	0	0	0	0	0	0	2	1	0	.386
Mar 05	WAKE FOREST	*2b	6	2	1	1	1	0	0	1	1	0	0	0	0	0	1	4	4	0	.360
Mar 06	WAKE FOREST	*2b	3	3	2	0	0	0	0	1	2	0	1	0	0	0	0	0	3	0	.377
Mar 08	vs San Diego	*2b	2	2	1	0	0	1	0	2	1	0	1	0	0	0	0	0	1	1	.382
Mar 09	vs Washington	*2b	4	1	0	1	0	0	0	1	1	0	0	0	0	0	2	4	2	0	.356
Mar 10	vs Oregon State	*2b	5	0	0	0	0	0	0	0	0	0	0	0	0	0	1	3	6	1	.328
Mar 13	at Clemson	*2b	3	1	1	1	1	0	0	1	0	0	0	0	1	0	2	2	1	0	.328
Mar 15	at ULM	*2b	4	1	2	3	0	0	1	0	0	0	0	0	0	0	0	0	3	0	.338
Mar 16	at ULM	*2b	4	1	1	1	0	0	0	2	0	0	0	0	0	0	3	2	0	0	.333
Mar 17	at ULM	*2b	4	3	2	2	1	0	0	1	1	0	0	0	1	0	1	1	4	0	.342
Mar 22	TROY	*2b	3	0	0	0	0	0	0	1	1	0	0	0	0	0	0	2	1	0	.329
Mar 23	TROY	*2b	0	0	0	1	0	0	0	3	0	1	0	0	0	0	0	0	1	0	.329
Mar 24	TROY	ph/2b	3	0	0	1	0	0	0	0	0	0	0	0	0	0	2	3	0	0	.318
Mar 26	at UNC Wilmington	*2b	5	0	0	0	0	0	0	0	0	0	0	0	0	0	1	1	2	0	.300
Mar 27	UNC WILMINGTON	*2b	4	0	1	0	0	0	0	1	0	0	0	0	0	0	1	2	1	0	.298
Mar 29	ARKANSAS STATE	*2b	5	0	2	0	0	0	0	0	0	0	0	0	0	0	0	2	1	0	.303
Mar 30	ARKANSAS STATE-1	*2b	2	0	1	2	0	0	0	1	0	0	0	0	1	0	0	1	0	0	.307
Mar 30	ARKANSAS STATE-2	*2b	4	0	1	0	1	0	0	1	0	0	0	0	0	0	0	1	1	0	.305
Apr 02	at Illinois	*2b	4	0	1	0	0	0	0	1	0	0	0	0	0	0	0	2	2	0	.303
Apr 03	at Illinois	*2b	4	0	1	0	0	0	0	0	0	0	0	0	0	0	0	1	3	0	.301
Apr 06	at South Alabama	*2b	6	1	2	0	1	0	0	0	0	0	0	0	0	0	1	1	3	0	.303
Apr 06	at South Alabama-2	*2b	4	1	2	0	0	0	0	1	1	0	0	0	0	0	0	3	1	0	.309
Apr 07	at South Alabama	*2b	5	1	1	0	0	0	0	0	1	0	1	0	0	0	0	1	3	0	.305
Apr 10	at NC State	*2b	3	2	2	0	1	0	0	2	1	1	0	0	0	0	0	0	3	0	.313
Apr 12	at Little Rock-1	*2b	5	0	1	0	0	0	0	0	0	0	0	0	0	0	3	5	1	1	.309
Apr 12	at Little Rock-2	*2b	3	0	2	0	0	0	0	1	1	0	0	0	0	0	0	1	1	3	.317
Apr 16	CHARLESTON	*2b	5	1	1	1	0	0	0	0	1	0	0	0	0	0	0	2	0	0	.312
Apr 18	GEORGIA SOUTHERN	*2b	4	1	0	0	0	0	0	0	0	0	0	0	0	0	0	5	3	0	.304
Apr 20	GEORGIA SOUTHERN	*2b	3	1	1	1	1	0	0	1	0	0	0	1	0	0	1	3	0	1	.305
Apr 20	GEORGIA SOUTHERN	*2b	5	3	4	0	1	0	0	0	1	0	0	0	0	0	1	2	3	0	.321
Apr 23	at North Carolina	*2b	4	0	1	0	0	0	0	0	0	0	0	0	0	1	0	0	2	0	.319
Apr 26	at Georgia State	*2b	5	1	1	0	0	0	0	2	0	0	0	0	0	0	2	1	4	0	.315
Apr 27	at Georgia State	*2b	4	0	0	0	0	0	0	1	0	1	1	0	0	0	0	2	4	0	.308
Apr 28	at Georgia State	*2b	4	3	2	1	0	0	0	2	0	0	0	0	0	0	1	2	3	0	.312
May 03	LOUISIANA	*2b	4	0	0	0	0	0	0	0	0	0	0	0	0	0	3	1	4	0	.305
May 04	LOUISIANA	*2b	4	0	1	0	1	0	0	1	0	0	0	0	0	0	1	0	2	0	.304
May 05	LOUISIANA	*2b	2	3	1	0	0	0	0	2	0	0	0	0	0	0	0	2	1	0	.306
May 16	APPALACHIAN STATE	*2b	6	2	2	2	0	0	1	1	0	0	0	0	0	1	0	1	1	0	.307
May 17	APPALACHIAN STATE	*2b	1	1	0	0	0	0	0	2	0	0	0	0	0	0	0	1	1	1	.305
May 18	APPALACHIAN STATE	*2b	5	2	2	0	2	0	0	0	0	0	0	0	0	0	2	3	4	0	.308
May 22	UT ARLINGTON	*2b	5	2	2	0	0	0	0	1	0	0	0	0	0	0	0	1	5	0	.310
May 23	TEXAS STATE	*2b	4	0	1	1	1	0	0	1	0	0	0	0	0	0	1	1	2	0	.309
May 24	UT ARLINGTON	*2b	6	2	1	0	0	0	0	0	0	0	0	0	0	0	0	3	7	0	.305
May 25	ULM	*2b	4	2	0	2	0	0	0	4	0	0	0	0	0	0	0	3	1	0	.299
May 25	ULM	*2b	4	1	3	3	2	0	0	1	0	0	0	0	0	0	0	3	2	0	.307
May 26	GEORGIA SOUTHERN	*2b	3	1	1	1	0	0	0	1	1	0	1	0	0	0	0	2	4	0	.308
Totals		56gs	221	62	68	28	19	1	2	57	19	3	5	1	3	2	39	102	127	9	.308

CAREER STATS AT COASTAL CAROLINA

Year	avg	gp-gs	ab	r	h	2b	3b	hr	rbi	tb	slg%	bb	hbp	so	gdp	ob%	sf	sh	sb-att	po	a	e	fld%
2017	.291	46-42	141	41	41	4	1	3	24	56	.397	31	2	34	0	.423	1	4	16-17	59	7	2	.971
2018	.296	58-57	223	61	66	19	1	0	22	87	.390	52	5	23	0	.435	3	4	17-24	108	128	6	.975
2019	.308	57-56	221	62	68	19	1	2	28	95	.430	57	5	39	2	.455	3	1	19-22	102	127	9	.962
TOTAL	.299	161-155	585	164	175	42	3	5	74	238	.407	140	12	96	2	.440	7	9	52-63	269	262	17	.969

PLAYER PROFILES • POSITION PLAYERS

#2 • JAKE WRIGHT • OF

L/L • R-SO. • 5-9 • 195 • CHESTER, S.C. (SEMINOLE STATE COLLEGE OF FLA.)

2019 SUN BELT ALL-TOURNAMENT TEAM
 2019 SUN BELT NEWCOMER OF THE YEAR
 2019 ALL-SUN BELT SECOND TEAM

	2019 SEASON HIGH	CAREER HIGH
Hits	4, (2 times) - last vs. UTA (5/24/19)	4, (2 times) - last vs. UTA (5/24/19)
Runs	3, (5 times) - last vs. ULM (5/25/19)	3, (5 times) - last vs. ULM (5/25/19)
RBIs	6 at ULM (3/17/19)	6 at ULM (3/17/19)
Doubles	2 vs. UTA (5/24/19)	2 vs. UTA (5/24/19)
Triples	1, (2 times) - last vs. Ga. Southern (4/20/19)	1, (2 times) - last vs. Georgia Southern (4/20/19)
Home Runs	2 vs. ULM (5/25/19)	2 vs. ULM (5/25/19)
Stolen Bases	1 vs. Charleston (4/16/19)	1 vs. Charleston (4/16/19)

Date	Opponent	Pos	AB	R	H	RBI	2B	3B	HR	BB	SB	CS	HBP	SAC	SF	GDP	K	PO	A	E	Avg
Feb 15	VCU	*dh	3	1	0	0	0	0	0	1	0	0	0	0	0	0	1	0	0	0	.000
Feb 17	CAMPBELL	ph	1	1	0	0	0	0	0	1	0	0	0	0	0	0	0	0	0	0	.000
Feb 19	at UNC Wilmington	ph/dh	2	0	1	0	0	0	0	0	0	0	0	0	0	0	0	0	0	0	.167
Feb 22	MICHIGAN STATE-1	*dh	2	0	1	1	0	0	0	1	0	0	0	0	0	0	0	0	0	0	.250
Feb 22	MICHIGAN STATE-2	ph/of	0	0	0	0	0	0	0	1	0	0	0	0	0	0	0	0	0	0	.250
Feb 23	KENT STATE	ph/dh	0	0	0	0	0	0	0	1	0	0	0	0	0	0	0	0	0	0	.250
Feb 24	NC STATE	*dh	2	1	0	0	0	0	0	1	0	0	1	0	0	0	0	0	0	0	.200
Feb 27	at Charleston	ph/of	1	0	0	0	0	0	0	0	0	0	0	0	0	0	1	1	0	0	.182
Mar 01	ILLINOIS	ph	1	0	0	0	0	0	0	0	0	0	0	0	0	0	0	1	0	0	.167
Mar 02	UCONN	ph	1	0	0	0	0	0	0	0	0	0	0	0	0	0	0	0	0	0	.154
Mar 03	INDIANA	ph	0	0	0	1	0	0	0	1	0	0	0	0	0	0	0	0	0	0	.154
Mar 05	WAKE FOREST	ph	0	0	0	0	0	0	0	1	0	0	0	0	0	0	0	0	0	0	.154
Mar 06	WAKE FOREST	ph	1	0	0	0	0	0	0	0	0	0	0	0	0	0	0	0	0	0	.143
Mar 09	vs Washington	*of	3	0	0	0	0	0	0	0	0	0	0	0	0	0	1	2	0	0	.118
Mar 10	vs Oregon State	*of	2	1	0	0	0	0	0	1	0	0	0	0	0	0	0	2	0	0	.105
Mar 13	at Clemson	*of	3	1	2	0	0	0	0	2	0	0	0	0	0	0	0	2	0	0	.182
Mar 15	at ULM	*of	5	1	2	5	1	0	1	0	0	0	0	0	0	0	1	2	0	0	.222
Mar 16	at ULM	*of	1	1	1	2	0	0	0	3	0	0	1	0	0	0	0	3	0	0	.250
Mar 17	at ULM	*of	5	3	4	6	1	0	1	0	0	0	0	0	0	0	0	2	0	0	.333
Mar 22	TROY	*of	4	2	3	1	0	1	1	0	0	0	0	0	0	0	0	2	0	0	.378
Mar 23	TROY	*of	5	1	2	2	0	0	0	0	0	0	0	0	0	0	3	2	0	0	.381
Mar 24	TROY	*of	5	0	2	2	0	0	0	0	0	1	0	0	0	0	0	2	0	1	.383
Mar 26	at UNC Wilmington	*of	5	0	1	0	0	0	0	0	0	0	0	0	0	0	1	1	0	0	.365
Mar 27	UNC WILMINGTON	*of	2	1	1	0	0	0	0	1	0	0	0	0	0	0	0	2	0	0	.370
Mar 29	ARKANSAS STATE	*of	2	0	0	0	0	0	0	1	0	0	1	0	0	0	0	2	0	0	.357
Mar 30	ARKANSAS STATE-1	*of	1	1	1	0	0	0	0	1	0	0	1	0	0	0	0	3	0	0	.368
Mar 30	ARKANSAS STATE-2	*of	4	1	1	0	0	0	0	0	0	1	0	0	0	0	0	2	0	0	.361
Apr 02	at Illinois	*of	4	0	2	0	0	0	0	0	0	1	0	0	1	0	6	0	0	0	.369
Apr 03	at Illinois	*of	3	0	0	0	0	0	0	1	0	0	0	0	0	0	1	1	0	0	.353
Apr 06	at South Alabama	*dh	4	1	2	2	0	0	0	1	0	0	0	0	0	0	1	0	0	0	.361
Apr 06	at South Alabama-2	*of	5	0	2	0	0	0	0	0	0	0	0	0	0	0	2	3	0	0	.364
Apr 07	at South Alabama	*dh	6	2	2	2	0	0	0	0	0	0	0	0	0	0	2	0	0	0	.361
Apr 10	at NC State	*dh	4	1	1	1	0	0	1	0	0	0	1	0	0	0	2	0	0	0	.356
Apr 12	at Little Rock-1	*dh	5	2	2	1	1	0	1	0	0	0	0	0	0	0	2	0	0	0	.359
Apr 12	at Little Rock-2	*dh	3	0	0	0	0	0	0	0	0	0	0	0	0	0	1	0	0	0	.347
Apr 16	CHARLESTON	*dh	2	1	1	0	1	0	0	1	1	0	1	0	0	0	0	0	0	0	.351
Apr 18	GEORGIA SOUTHERN	*dh	5	0	1	1	0	0	0	0	0	0	0	0	0	0	1	0	0	0	.343
Apr 20	GEORGIA SOUTHERN	*dh	3	0	0	0	0	0	0	2	0	0	0	0	0	0	2	0	0	0	.333
Apr 20	GEORGIA SOUTHERN	*dh	2	2	1	1	0	1	0	2	0	0	1	0	0	0	1	0	0	0	.336
Apr 23	at North Carolina	*dh	3	0	0	0	0	0	0	1	0	0	0	0	0	0	0	0	0	0	.327
Apr 26	at Georgia State	*dh	3	2	1	0	1	0	0	1	0	0	0	0	0	0	0	0	0	0	.327
Apr 27	at Georgia State	*dh	4	1	3	1	0	0	0	1	0	0	0	0	0	0	0	0	0	0	.342
Apr 28	at Georgia State	*dh	6	2	2	4	1	0	1	0	0	0	0	0	0	0	2	0	0	0	.341
May 03	LOUISIANA	*dh	3	0	2	0	0	0	0	0	0	1	0	0	0	0	1	0	0	0	.349
May 04	LOUISIANA	*dh	3	3	2	1	0	0	1	1	0	0	1	0	0	0	0	0	0	0	.357
May 05	LOUISIANA	*dh	2	3	1	3	0	0	1	3	0	0	0	0	0	0	0	0	0	0	.359
May 10	at UT Arlington	*dh	4	1	0	0	0	0	0	3	0	0	0	0	0	0	1	0	0	0	.348
May 12	at UT Arlington	*dh	4	0	1	0	0	0	0	0	0	0	0	0	0	0	0	0	0	0	.345
May 14	CLEMSON	*dh	1	1	0	0	0	0	0	2	0	0	0	0	0	0	1	0	0	0	.343
May 16	APPALACHIAN STATE	*dh	3	1	1	1	0	0	0	0	0	0	0	0	0	0	2	0	0	0	.343
May 17	APPALACHIAN STATE	*dh	1	1	0	0	0	0	0	2	0	0	1	0	0	0	0	0	0	0	.340
May 18	APPALACHIAN STATE	*dh	3	2	1	0	0	0	0	1	0	0	1	0	0	0	0	0	0	0	.340
May 22	UT ARLINGTON	*dh	3	2	2	1	0	0	0	1	0	0	1	0	0	0	0	0	0	0	.347
May 23	TEXAS STATE	*dh	5	2	1	0	0	0	0	0	0	0	0	0	0	0	0	0	0	0	.342
May 24	UT ARLINGTON	*of	4	3	4	4	2	0	0	1	0	0	0	0	0	0	0	0	0	0	.358
May 25	ULM	*of	5	3	3	5	0	0	2	0	0	0	2	0	0	1	0	2	0	0	.366
May 25	ULM	*of	5	1	2	0	0	0	0	0	0	0	0	0	0	0	2	1	0	0	.367
May 26	GEORGIA SOUTHERN	*of	4	1	0	0	0	0	0	1	0	0	0	0	0	0	2	1	0	0	.358
Totals		48gs	173	54	62	48	8	2	10	42	1	0	16	1	0	2	35	44	0	1	.358

CAREER STATS AT COASTAL CAROLINA

Year	avg	gp-gs	ab	r	h	2b	3b	hr	rbi	tb	slg%	bb	hbp	so	gdp	ob%	sf	sh	sb-att	po	a	e	fld%
2019	.358	58-48	173	54	62	8	2	10	48	104	.601	42	16	35	2	.519	0	1	1-1	44	0	1	.978
TOTAL	.358	58-48	173	54	62	8	2	10	48	104	.601	42	16	35	2	.519	0	1	1-1	44	0	1	.978

PLAYER PROFILES • POSITION PLAYERS

#3 • PARKER CHAVERS • OF

L/R • SO. • 5-11 • 185 • MONTGOMERY, ALA. (LOVELESS ACADEMIC MAGNET PROGRAM)

2019 SUN BELT ALL-TOURNAMENT TEAM

2019 ALL-SUN BELT FIRST TEAM

SUN BELT PLAYER OF THE WEEK (FEB. 26, 2019)

2019 PRESEASON ALL-SUN BELT

2018 COLLEGIATE BASEBALL FRESHMAN ALL-AMERICAN

2018 BASEBALL AMERICA FRESHMAN ALL-AMERICA SECOND TEAM

2018 PG/RAWLINGS FRESHMAN ALL-AMERICA SECOND TEAM

2018 D1BASEBALL FRESHMAN ALL-AMERICA SECOND TEAM

2018 NCAA CONWAY REGIONAL ALL-TOURNAMENT TEAM

2018 SUN BELT ALL-TOURNAMENT TEAM

2018 ALL-SUN BELT SECOND TEAM

	2019 SEASON HIGH	CAREER HIGH
Hits	5, (2 times) - last at ULM (5/25/19)	5, (2 times) - last at ULM (5/25/19)
Runs	3, (4 times) - last at ULM (5/25/19)	3, (6 times) - last at ULM (5/25/19)
RBIs	5 vs. Michigan State (2/22/19)	5 vs. Michigan State (2/22/19)
Doubles	2 vs. Louisiana (5/5/19)	2, (2 times) - last vs. Louisiana (5/5/19)
Triples	1, (4 times) - last at UTA (5/10/19)	1, (5 times) - last at UTA (5/10/19)
Home Runs	1, (13 times)	1, multiple times
Stolen Bases	3, (2 times) - last at USA (4/6/19)	3, (2 times) - last at USA (4/6/19)

Date	Opponent	Pos	AB	R	H	RBI	2B	3B	HR	BB	SB	CS	HBP	SAC	SF	GDP	K	PO	A	E	Avg
Feb 15	VCU	*of	3	3	2	2	0	0	1	1	0	0	0	0	0	0	0	4	0	1	.667
Feb 16	MARYLAND	*of	5	1	1	0	0	0	0	0	0	0	0	0	0	0	2	2	0	0	.375
Feb 17	CAMPBELL	*of	1	0	1	2	1	0	0	2	0	0	1	0	0	0	0	2	0	0	.444
Feb 19	at UNC Wilmington	*of	5	0	0	0	0	0	0	0	0	0	0	0	0	0	1	2	0	0	.286
Feb 22	MICHIGAN STATE-1	*of	2	1	1	2	0	0	1	0	0	0	0	0	1	0	0	1	0	0	.312
Feb 22	MICHIGAN STATE-2	*of	4	2	3	5	0	0	1	0	0	0	0	0	1	0	0	2	0	0	.400
Feb 23	KENT STATE	*of	4	1	1	4	0	0	1	0	0	0	0	0	0	0	0	3	0	0	.375
Feb 24	NC STATE	*of	4	2	1	0	0	0	0	1	1	0	0	0	0	0	1	3	0	0	.357
Feb 27	at Charleston	*of	4	0	1	0	0	0	0	0	0	0	0	0	0	0	0	0	0	0	.344
Mar 01	ILLINOIS	*of	4	1	0	0	0	0	0	1	0	0	0	0	0	0	1	6	0	0	.306
Mar 02	UCONN	*of	2	1	1	0	0	0	0	3	1	0	0	0	0	0	1	2	0	1	.316
Mar 03	INDIANA	*of	4	2	2	0	0	1	0	1	0	0	0	0	0	0	2	3	0	0	.333
Mar 05	WAKE FOREST	*of	6	2	5	3	0	0	1	0	3	0	1	0	0	0	1	7	0	0	.396
Mar 06	WAKE FOREST	*of	3	1	1	1	0	0	0	1	0	0	1	0	0	0	0	3	0	0	.392
Mar 08	vs San Diego	*of	3	1	1	2	0	0	0	2	0	0	0	0	0	0	1	2	0	0	.389
Mar 22	TROY	*dh	2	1	0	0	0	0	0	1	0	0	1	0	0	0	1	0	0	0	.375
Mar 23	TROY	*dh	4	1	1	2	0	0	1	1	0	0	0	0	0	0	1	0	0	0	.367
Mar 24	TROY	*dh	5	2	2	0	0	0	0	0	0	0	0	0	0	0	0	0	0	0	.369
Mar 26	at UNC Wilmington	*dh	5	0	1	1	0	0	0	0	0	0	0	0	0	0	4	0	0	0	.357
Mar 27	UNC WILMINGTON	*dh	3	1	0	0	0	0	0	0	0	0	0	0	0	0	2	0	0	0	.342
Mar 29	ARKANSAS STATE	*dh	4	1	2	0	0	0	0	0	0	0	0	0	0	0	0	0	0	0	.351
Mar 30	ARKANSAS STATE-1	*dh	4	0	0	0	0	0	0	0	0	0	0	0	0	0	1	0	0	0	.333
Mar 30	ARKANSAS STATE-2	*dh	4	0	0	0	0	0	0	0	0	0	0	0	0	1	0	0	0	0	.318
Apr 02	at Illinois	*dh	4	1	1	0	0	0	0	0	0	0	0	0	0	0	1	0	0	0	.315
Apr 03	at Illinois	*dh	3	0	0	0	0	0	0	1	0	0	0	0	0	0	2	0	0	0	.304
Apr 06	at South Alabama	*of	4	2	4	0	1	0	0	1	3	0	0	0	0	0	0	5	0	0	.333
Apr 06	at South Alabama-2	*of	4	1	2	2	0	1	1	0	0	0	0	0	0	0	1	4	0	0	.340
Apr 07	at South Alabama	*of	3	2	1	1	1	0	0	0	0	0	1	0	0	0	0	1	0	0	.340
Apr 10	at NC State	*of	4	1	1	2	0	0	1	1	0	0	0	0	0	0	0	1	0	0	.336
Apr 12	at Little Rock-1	*of	4	1	2	1	0	1	0	0	0	0	0	0	0	0	0	8	0	0	.342
Apr 12	at Little Rock-2	*of	3	0	1	0	1	0	0	0	0	0	0	0	0	0	0	0	0	0	.342
Apr 16	CHARLESTON	*of	3	0	0	1	0	0	0	2	0	0	0	0	0	0	1	2	0	0	.333
Apr 18	GEORGIA SOUTHERN	*of	4	0	0	0	0	0	0	0	0	0	0	0	0	0	2	3	0	0	.322
Apr 20	GEORGIA SOUTHERN	*of	3	2	2	1	0	0	1	1	1	0	0	0	0	0	1	1	0	0	.331
Apr 20	GEORGIA SOUTHERN	*of	5	1	1	3	0	0	1	0	0	0	0	0	0	0	2	2	0	0	.326
Apr 23	at North Carolina	*of	4	0	0	0	0	0	0	0	0	0	0	0	0	0	0	3	0	0	.316
Apr 26	at Georgia State	*of	3	3	2	1	1	0	0	1	0	0	0	0	0	0	0	2	0	0	.324
Apr 27	at Georgia State	*of	5	2	2	2	1	0	1	0	0	0	0	0	0	0	2	3	0	0	.326
Apr 28	at Georgia State	*of	4	0	0	0	0	0	0	2	0	0	0	0	0	0	1	2	0	0	.317
May 03	LOUISIANA	*of	4	0	0	0	0	0	0	0	0	0	0	0	0	0	1	3	1	0	.309
May 04	LOUISIANA	*of	3	1	0	0	0	0	0	1	0	1	1	0	0	1	1	5	0	0	.303
May 05	LOUISIANA	*of	4	0	3	1	2	0	0	0	0	0	1	0	0	0	0	2	0	0	.314
May 10	at UT Arlington	*of	6	1	3	2	1	1	0	1	0	0	0	0	0	0	2	5	0	0	.321
May 12	at UT Arlington	*of	4	0	1	2	0	0	0	0	0	0	0	0	0	0	0	1	0	0	.319
May 14	CLEMSON	*of	3	0	0	0	0	0	0	0	0	0	0	0	0	0	0	2	0	0	.314
May 16	APPALACHIAN STATE	*of	1	2	0	0	0	0	0	4	1	0	0	0	0	0	0	2	0	0	.312
May 17	APPALACHIAN STATE	*of	3	0	0	0	0	0	0	0	0	0	0	0	0	0	1	2	0	1	.306
May 18	APPALACHIAN STATE	*of	3	0	1	0	0	0	0	2	0	0	0	0	0	0	1	2	0	0	.307
May 22	UT ARLINGTON	*of	3	0	1	3	0	0	0	1	0	1	0	0	1	0	0	2	0	0	.307
May 23	TEXAS STATE	*of	3	1	1	2	0	0	1	1	0	0	0	0	0	0	1	2	0	0	.308
May 24	UT ARLINGTON	*dh	4	0	1	0	0	0	0	1	0	0	0	0	0	0	1	0	0	0	.306
May 25	ULM	*dh	5	3	5	2	0	0	0	0	0	0	0	1	0	0	0	0	0	0	.325
May 25	ULM	*of	3	3	2	2	0	0	1	1	0	0	0	0	0	0	0	3	0	0	.330
May 26	GEORGIA SOUTHERN	*of	3	1	0	0	0	0	0	1	0	0	1	0	0	0	2	3	0	0	.325
Totals		54gs	197	52	64	52	9	4	13	36	10	2	8	0	4	2	42	113	1	3	.325

CAREER STATS AT COASTAL CAROLINA

Year	avg	gp-gs	ab	r	h	2b	3b	hr	rbi	tb	slg%	bb	hbp	so	gdp	ob%	sf	sh	sb-att	po	a	e	fld%
2018	.323	62-60	217	48	70	15	1	7	42	108	.498	39	5	54	0	.435	1	2	9-14	147	1	1	.993
2019	.325	54-54	197	52	64	9	4	13	52	120	.609	36	8	42	2	.441	4	0	10-12	113	1	3	.974
TOTAL	.324	116-114	414	100	134	24	5	20	94	228	.551	75	13	96	2	.438	5	2	19-26	260	2	4	.985

PLAYER PROFILES • POSITION PLAYERS

#5 • KIETON RIVERS • OF

R/R • SR. • 5-11 • 190 • SUFFOLK, VA. (NANSEMOND RIVER)

2019 SUN BELT TOURNAMENT MOST OUTSTANDING PLAYER

2019 ALL-SUN BELT SECOND TEAM

2019 PERFECT GAME/RAWLINGS

MIDSEASON SECOND-TEAM ALL-AMERICAN

	2019 SEASON HIGH	CAREER HIGH
Hits	5 at Georgia State (4/28/19)	5, (2 times) at Georgia State (4/28/19)
Runs	4 vs. ULM (5/25/19)	4 vs. ULM (5/25/19)
RBIs	5, (2 times) - last vs. ULM (5/25/19)	5, (4 times) - last vs. ULM (5/25/19)
Doubles	1, multiple times	2 vs. ULM (4/29/18)
Triples	1, (3 times) - last vs. Troy (3/24/19)	1, multiple times
Home Runs	2, (4 times) - last vs. Ga. Southern (5/26/19)	2, (4 times) - last vs. Ga. Southern (5/26/19)
Stolen Bases	2 at UNCW (3/26/19)	2, (2 times) - last at UNCW (3/26/19)

Date	Opponent	Pos	AB	R	H	RBI	2B	3B	HR	BB	SB	CS	HBP	SAC	SF	GDP	K	PO	A	E	Avg
Feb 15	VCU	*of	3	1	3	3	0	0	1	0	1	0	0	0	0	0	0	0	0	0	1.000
Feb 16	MARYLAND	*of	4	1	1	1	0	1	0	1	0	1	0	0	0	0	1	2	0	0	.571
Feb 17	CAMPBELL	*of	2	0	0	0	0	0	0	0	0	0	0	0	0	0	1	1	0	0	.444
Feb 19	at UNC Wilmington	*of	4	2	2	2	0	0	0	1	0	0	0	0	0	0	0	0	0	0	.462
Feb 22	MICHIGAN STATE-1	*of	3	2	2	0	1	0	0	0	1	0	0	0	0	0	0	1	0	0	.500
Feb 22	MICHIGAN STATE-2	*of	4	0	1	1	0	0	0	0	0	0	0	0	0	0	2	2	0	0	.450
Feb 23	KENT STATE	*of	4	1	1	1	0	1	0	0	0	0	0	0	0	0	2	1	0	0	.417
Feb 24	NC STATE	*of	3	0	1	0	0	0	0	0	0	0	1	1	0	0	0	3	0	0	.407
Feb 27	at Charleston	*of	3	0	0	0	0	0	0	0	0	0	0	0	0	0	0	1	0	0	.367
Mar 01	ILLINOIS	*of	1	2	1	3	0	0	1	2	1	0	1	0	0	0	0	2	0	0	.387
Mar 02	UCONN	*of	3	1	2	3	1	0	0	1	0	0	1	0	0	0	0	2	0	0	.412
Mar 03	INDIANA	*of	4	1	0	0	0	0	0	1	0	0	0	0	0	0	3	1	0	0	.368
Mar 05	WAKE FOREST	*of	4	1	1	0	0	0	0	0	1	0	0	0	0	0	2	0	0	0	.357
Mar 06	WAKE FOREST	*of	4	1	2	4	1	0	0	0	0	0	0	0	0	1	0	1	2	0	.370
Mar 08	vs San Diego	*of	3	0	0	0	0	0	0	0	0	0	0	1	0	0	2	0	0	0	.347
Mar 09	vs Washington	*of	4	0	1	3	1	0	0	0	0	0	0	0	0	0	1	2	1	0	.340
Mar 10	vs Oregon State	*of	4	1	2	0	1	0	0	0	0	0	0	1	0	0	2	3	1	0	.351
Mar 13	at Clemson	*of	5	1	2	1	0	0	1	0	0	0	0	0	0	0	3	4	1	0	.355
Mar 15	at ULM	*of	1	3	0	0	0	0	0	3	1	0	0	0	0	0	1	1	0	0	.349
Mar 16	at ULM	*of	3	2	1	3	0	0	0	2	1	0	0	1	0	0	0	5	0	0	.348
Mar 17	at ULM	*of	5	1	1	1	1	0	0	0	0	0	1	0	0	1	2	1	0	0	.338
Mar 22	TROY	*of	4	0	2	0	0	0	0	0	0	0	0	0	0	0	0	1	0	0	.347
Mar 23	TROY	*of	5	2	1	0	0	0	0	0	0	1	0	0	0	0	2	0	0	0	.338
Mar 24	TROY	*of	4	2	3	1	1	1	0	1	0	0	0	0	0	0	0	5	0	0	.357
Mar 26	at UNC Wilmington	*of	3	1	2	1	0	0	0	1	2	0	1	0	0	0	1	2	0	0	.368
Mar 27	UNC WILMINGTON	*of	3	3	2	5	0	0	2	0	0	0	0	0	0	0	0	1	0	0	.378
Mar 29	ARKANSAS STATE	*of	4	0	2	0	1	0	0	0	0	0	0	0	0	0	0	0	0	0	.383
Mar 30	ARKANSAS STATE-1	*of/of	1	2	1	0	1	0	0	1	0	0	1	1	0	0	0	1	0	0	.389
Mar 30	ARKANSAS STATE-2	*of	4	0	1	0	0	0	0	0	0	0	1	0	0	0	2	3	0	0	.384
Apr 02	at Illinois	*of	2	0	0	0	0	0	0	3	0	0	0	0	0	0	2	0	0	0	.376
Apr 03	at Illinois	*of	3	0	1	0	0	0	0	0	0	0	0	1	0	0	2	5	0	0	.375
Apr 06	at South Alabama	*of	5	1	1	3	0	0	1	0	0	0	0	0	0	0	2	0	0	0	.367
Apr 06	at South Alabama-2	*of	3	1	1	1	0	0	0	1	0	0	0	0	1	0	0	2	0	1	.366
Apr 07	at South Alabama	*of	4	2	1	1	0	0	0	1	0	0	0	0	0	1	2	0	0	0	.362
Apr 10	at NC State	*of	3	1	3	3	1	0	1	1	0	0	0	0	1	0	0	2	0	0	.378
Apr 12	at Little Rock-1	*of	5	0	1	0	0	0	0	0	0	0	0	0	0	0	3	0	0	0	.371
Apr 12	at Little Rock-2	*of	3	0	0	0	0	0	0	0	0	0	0	0	0	0	2	1	0	0	.362
Apr 16	CHARLESTON	*of	4	0	1	0	0	0	0	1	0	0	0	0	0	0	1	1	0	0	.359
Apr 18	GEORGIA SOUTHERN	*of	3	0	0	0	0	0	0	1	0	0	0	0	0	0	3	1	0	0	.351
Apr 20	GEORGIA SOUTHERN	*of	5	2	2	3	0	0	2	0	0	0	0	0	0	0	2	2	0	0	.353
Apr 20	GEORGIA SOUTHERN	*of	4	0	1	2	0	0	0	0	0	0	0	0	1	0	1	1	0	0	.350
Apr 23	at North Carolina	*of	4	0	1	0	1	0	0	0	1	0	0	0	0	0	2	2	0	0	.347
Apr 26	at Georgia State	*of	3	2	1	1	0	0	0	1	1	0	0	0	0	0	0	1	0	0	.347
Apr 27	at Georgia State	*of	6	1	1	0	0	0	0	0	0	0	0	0	0	1	1	4	0	0	.340
Apr 28	at Georgia State	*of	6	0	5	2	1	0	0	0	1	0	0	0	0	0	1	1	0	0	.358
May 03	LOUISIANA	*of	4	0	1	0	0	0	0	0	0	0	0	0	0	0	2	2	0	0	.355
May 04	LOUISIANA	*of	4	1	0	0	0	0	0	1	0	0	0	0	0	0	0	2	0	0	.347
May 10	at UT Arlington	*of	6	0	1	0	0	0	0	0	0	0	0	0	0	0	1	2	0	0	.341
May 12	at UT Arlington	*of	4	1	0	0	0	0	0	0	0	0	0	0	0	0	2	0	0	0	.333
May 14	CLEMSON	*of	4	1	3	2	1	0	1	0	0	0	0	0	0	0	0	1	1	0	.342
May 16	APPALACHIAN STATE	*of	1	2	0	0	0	0	0	2	0	1	0	0	0	0	0	0	0	0	.341
May 17	APPALACHIAN STATE	*of	2	1	0	1	0	0	0	2	0	0	0	0	1	0	0	0	0	0	.337
May 18	APPALACHIAN STATE	*of	3	0	0	0	0	0	0	2	0	0	0	0	0	0	1	3	0	0	.332
May 22	UT ARLINGTON	*of	5	2	1	1	0	0	0	0	0	0	0	1	0	0	1	2	0	0	.328
May 23	TEXAS STATE	*of	4	0	2	1	1	0	0	1	0	0	0	0	0	0	0	3	0	0	.332
May 24	UT ARLINGTON	*of/of	5	2	1	0	1	0	0	1	0	0	0	0	0	0	1	1	0	0	.328
May 25	ULM	*of/of	6	4	3	5	0	0	2	1	0	0	1	0	0	0	1	0	0	1	.333
May 25	ULM	*of/of	5	0	0	1	0	0	0	0	0	0	0	0	0	1	1	1	0	0	.326
May 26	GEORGIA SOUTHERN	*of/of	5	2	2	4	0	0	2	0	0	0	0	0	0	0	0	1	0	0	.327
Totals		59gs	220	57	72	64	15	3	13	34	10	3	8	7	4	5	61	87	6	2	.327

CAREER STATS AT COASTAL CAROLINA

Year	avg	gp-gs	ab	r	h	2b	3b	hr	rbi	tb	slg%	bb	hbp	so	gdp	ob%	sf	sh	sb-att	po	a	e	fld%
2016	.308	20-0	13	3	4	0	0	1	5	7	.538	1	3	4	0	.471	0	1	0-0	2	5	2	.778
2017	.291	47-31	127	23	37	3	3	1	16	49	.386	9	4	24	0	.352	2	1	8-9	47	1	1	.980
2018	.285	60-58	214	31	61	15	3	5	50	97	.453	29	5	61	0	.380	2	12	10-16	103	4	1	.991
2019	.327	59-59	220	57	72	15	3	13	64	132	.600	34	8	61	5	.429	4	7	10-13	87	6	2	.979
TOTAL	.303	186-148	574	114	174	33	9	20	135	285	.497	73	20	150	5	.396	8	21	28-38	239	16	6	.977

PLAYER PROFILES • POSITION PLAYERS

#6 • CAMERON PEARCEY • OF

R/R • R-JR. • 5-9 • 180 • BRADENTON, FLA. (LAKEWOOD RANCH)

	2019 SEASON HIGH	CAREER HIGH
Hits	4 vs. Michigan State (2/22/19)	4 vs. Michigan State (2/22/19)
Runs	2, (11 times)	3 vs. Albany (3/4/17)
RBIs	4 vs. ULM (5/25/19)	4, (2 times) - last vs. ULM (5/25/19)
Doubles	2, (2 times) - last at UNCW (3/26/19)	2, (2 times) - last at UNCW (3/26/19)
Triples	1 at Georgia State (4/27/19)	1 at Georgia State (4/27/19)
Home Runs	1, (5 times) - last vs. ULM (5/25/19)	1, multiple times
Stolen Bases	2 vs. UConn (3/2/19)	2, (2 times) - last vs. UConn (3/2/19)

Date	Opponent	Pos	AB	R	H	RBI	2B	3B	HR	BB	SB	CS	HBP	SAC	SF	GDP	K	PO	A	E	Avg
Feb 15	VCU	*of	5	0	1	0	0	0	0	0	1	0	0	0	0	0	0	1	0	0	.200
Feb 16	MARYLAND	*of	3	1	1	1	1	0	0	0	0	0	1	0	0	0	2	1	0	0	.250
Feb 17	CAMPBELL	*of	0	0	0	0	0	0	0	0	0	0	0	0	0	0	0	1	0	0	.250
Feb 19	at UNC Wilmington	*of	4	2	3	1	0	0	1	0	0	0	1	0	0	0	0	0	0	0	.417
Feb 22	MICHIGAN STATE-1	*of	2	2	1	0	0	0	1	1	0	0	0	0	0	0	0	3	1	0	.429
Feb 22	MICHIGAN STATE-2	*of	5	2	4	2	1	0	0	1	0	0	0	0	0	0	0	0	0	0	.526
Feb 23	KENT STATE	*of	3	0	1	1	0	0	0	1	0	0	0	0	1	0	0	3	0	0	.500
Feb 24	NC STATE	*of	6	0	1	0	0	0	0	0	0	1	0	0	0	0	1	5	0	0	.429
Feb 27	at Charleston	*of	5	1	1	3	1	0	0	0	0	0	0	0	0	0	3	1	0	0	.394
Mar 01	ILLINOIS	*of	2	0	0	1	0	0	0	0	0	0	0	1	1	0	1	0	0	0	.371
Mar 02	UCONN	*of	5	2	2	0	0	0	0	0	2	0	1	0	0	0	0	3	0	0	.375
Mar 03	INDIANA	*of	3	0	1	0	0	0	0	0	0	0	1	1	0	0	0	1	0	0	.372
Mar 05	WAKE FOREST	*of	6	1	1	1	0	0	0	1	0	0	1	0	0	0	4	4	0	0	.347
Mar 06	WAKE FOREST	*of	2	1	0	0	0	0	0	0	0	1	0	0	0	0	0	2	0	0	.333
Mar 08	vs San Diego	*of	2	1	1	1	0	0	0	1	0	0	0	0	0	0	0	3	0	0	.340
Mar 09	vs Washington	*of	4	0	1	0	0	0	0	0	0	0	0	1	0	0	1	2	0	0	.333
Mar 10	vs Oregon State	*of	5	0	1	0	0	0	0	0	0	0	0	0	0	0	3	0	0	0	.323
Mar 13	at Clemson	*of	3	0	1	0	0	0	0	2	1	0	0	0	0	0	0	4	0	0	.323
Mar 15	at ULM	*of	2	0	0	0	0	0	0	1	1	0	0	1	0	0	1	2	0	0	.313
Mar 16	at ULM	*of	5	0	2	0	0	0	0	1	0	0	0	0	0	0	1	3	0	0	.319
Mar 17	at ULM	*of	5	2	2	0	2	0	0	0	0	0	0	0	0	0	1	2	0	0	.325
Mar 22	TROY	*of	4	0	1	0	0	0	0	0	1	0	0	0	0	0	2	0	0	0	.321
Mar 23	TROY	*of	3	1	0	1	0	0	0	1	1	0	0	0	0	0	1	1	0	0	.310
Mar 24	TROY	*of	4	0	2	1	0	0	0	0	0	1	0	0	0	0	1	3	0	0	.318
Mar 26	at UNC Wilmington	*of	4	1	3	1	2	0	0	0	0	0	0	0	0	0	0	2	0	0	.337
Mar 27	UNC WILMINGTON	*of	5	1	2	0	0	0	0	0	0	0	0	0	0	0	1	1	0	0	.340
Mar 29	ARKANSAS STATE	*of	5	0	1	0	0	0	0	0	0	0	0	0	0	0	3	2	0	0	.333
Mar 30	ARKANSAS STATE-1	*of	3	0	1	0	0	0	0	0	0	0	1	0	0	0	2	3	1	0	.333
Mar 30	ARKANSAS STATE-2	*of	2	0	1	0	0	0	0	0	1	0	0	0	0	0	1	3	0	1	.336
Apr 02	at Illinois	*of	3	0	1	1	1	0	0	1	1	0	0	0	0	0	2	2	0	0	.336
Apr 03	at Illinois	*of	2	0	1	0	0	0	0	1	0	0	1	0	0	0	0	2	0	0	.339
Apr 06	at South Alabama	*of	3	1	1	0	1	0	0	0	1	1	1	1	0	0	1	2	0	0	.339
Apr 07	at South Alabama	*of	4	2	3	1	0	0	1	1	1	0	0	0	0	0	1	1	0	0	.353
Apr 10	at NC State	*of	4	0	1	0	0	0	0	0	0	0	0	1	0	0	2	1	0	0	.350
Apr 12	at Little Rock-1	*of	4	0	0	0	0	0	0	0	0	0	0	0	0	0	2	2	1	0	.339
Apr 12	at Little Rock-2	*of	2	0	0	0	0	0	0	0	0	0	0	1	0	0	2	2	0	0	.333
Apr 16	CHARLESTON	*of	4	1	2	1	0	0	0	0	0	0	0	0	0	0	0	1	0	0	.338
Apr 18	GEORGIA SOUTHERN	*of	4	0	2	1	0	0	0	1	0	0	0	0	0	0	1	1	0	0	.343
Apr 20	GEORGIA SOUTHERN	*of	4	1	1	2	1	0	0	0	0	0	0	1	0	0	2	2	0	0	.340
Apr 20	GEORGIA SOUTHERN	*of	3	2	1	1	1	0	0	2	0	0	0	0	0	0	2	2	0	1	.340
Apr 23	at North Carolina	*of	4	0	0	0	0	0	0	0	0	0	0	0	0	0	1	1	0	0	.331
Apr 26	at Georgia State	*of	3	2	1	3	0	0	1	0	0	0	1	0	0	0	0	1	0	0	.331
Apr 27	at Georgia State	*of	5	1	1	0	0	1	0	0	1	0	1	0	0	0	1	0	0	0	.327
Apr 28	at Georgia State	*of	5	1	2	1	0	0	0	0	0	0	0	0	1	0	1	2	0	0	.329
May 03	LOUISIANA	*of	4	0	0	0	0	0	0	0	0	0	0	0	0	0	1	1	0	0	.321
May 04	LOUISIANA	*of	5	1	1	1	0	0	1	0	0	0	0	0	0	0	2	2	0	0	.318
May 05	LOUISIANA	*of	4	2	1	0	0	0	0	1	0	0	0	0	0	0	0	1	0	0	.316
May 10	at UT Arlington	*of	6	0	1	1	0	0	0	1	1	0	0	0	0	0	0	5	0	0	.311
May 12	at UT Arlington	*of	4	0	1	0	0	0	0	0	0	0	0	0	0	0	1	1	0	0	.310
May 14	CLEMSON	*of	3	1	2	0	1	0	0	0	0	0	0	0	0	0	0	3	0	0	.316
May 16	APPALACHIAN STATE	*of	2	2	1	0	1	0	0	1	0	0	0	0	0	0	0	0	0	0	.317
May 17	APPALACHIAN STATE	*of	4	1	1	0	0	0	0	0	0	0	0	0	0	0	2	1	0	0	.316
May 18	APPALACHIAN STATE	pr	0	1	0	0	0	0	0	0	1	0	0	0	0	0	0	0	0	0	.316
May 22	UT ARLINGTON	*of	2	0	0	0	0	0	0	0	0	0	0	0	0	0	0	1	0	0	.313
May 23	TEXAS STATE	of	1	0	0	0	0	0	0	0	0	0	0	0	0	0	1	0	0	0	.311
May 24	UT ARLINGTON	of	1	0	0	0	0	0	0	0	0	0	0	0	0	0	1	1	0	0	.310
May 25	ULM	pr/of	2	2	1	4	0	0	1	0	0	0	0	0	0	0	0	0	0	0	.312
May 25	ULM	pr	0	0	0	0	0	0	0	0	0	1	0	0	0	0	0	0	0	0	.312
May 26	GEORGIA SOUTHERN	dh	2	1	0	0	0	0	0	1	1	0	0	0	0	0	1	0	0	0	.308
Totals		52gs	201	40	62	31	13	1	5	16	20	3	12	7	4	0	55	94	3	2	.308

CAREER STATS AT COASTAL CAROLINA

Year	avg	gp-gs	ab	r	h	2b	3b	hr	rbi	tb	slg%	bb	hbp	so	gdp	ob%	sf	sh	sb-att	po	a	e	fld%
2016	.167	30-8	36	7	6	0	0	1	5	9	.250	6	3	11	0	.326	1	0	3-5	19	22	4	.911
2017	.267	13-5	15	6	4	0	0	1	3	7	.467	1	5	4	0	.476	0	1	3-3	5	6	1	.917
2018	.239	46-19	71	15	17	4	0	1	9	24	.338	7	11	19	0	.393	0	3	10-13	41	0	1	.976
2019	.308	59-52	201	40	62	13	1	5	31	92	.458	16	12	55	0	.386	4	7	20-23	94	3	2	.980
TOTAL	.276	148-84	323	68	89	17	1	8	48	132	.409	30	31	89	0	.386	5	11	36-44	159	31	8	.960

PLAYER PROFILES • POSITION PLAYERS

#10 • SCOTT MCKEON • INF

R/R • JR. • 6-0 • 180 • RALEIGH, N.C. (BRUNSWICK CC)

	2019 SEASON HIGH	CAREER HIGH
Hits	4 at Georgia State (4/26/19)	4 at Georgia State (4/26/19)
Runs	3, (4 times) - last vs. ULM (5/25/19)	3, (4 times) - vs. last ULM (5/25/19)
RBI's	7 at Georgia State (4/26/19)	7 at Georgia State (4/26/19)
Doubles	2 at Georgia State (4/26/19)	2 at Georgia State (4/26/19)
Triples	1, (5 times) - last vs. ULM (5/25/19)	1, (5 times) - last vs. ULM (5/25/19)
Home Runs	1, (3 times) - last vs. Georgia Southern (5/26/19)	1, (3 times) - last vs. Georgia Southern (5/26/19)
Stolen Bases	2 vs. Georgia Southern (4/20/19)	2 vs. Georgia Southern (4/20/19)

Date	Opponent	Pos	AB	R	H	RBI	2B	3B	HR	BB	SB	CS	HBP	SAC	SF	GDP	K	PO	A	E	Avg
Feb 15	VCU	*ss	4	0	0	0	0	0	0	0	0	0	0	0	0	0	2	2	7	0	.000
Feb 16	MARYLAND	*ss	5	0	1	0	0	0	0	0	0	0	0	0	0	0	1	2	4	0	.111
Feb 17	CAMPBELL	*ss	5	1	1	0	0	0	0	0	0	0	0	0	0	0	2	2	4	0	.143
Feb 19	at UNC Wilmington	*ss	5	1	2	2	1	0	0	0	0	0	0	0	0	0	1	2	2	0	.211
Feb 22	MICHIGAN STATE-1	*ss	4	1	2	0	0	0	0	0	0	0	1	0	0	0	1	1	0	1	.261
Feb 22	MICHIGAN STATE-2	*ss	5	0	2	1	0	1	0	0	1	0	0	0	0	0	0	4	0	0	.286
Feb 23	KENT STATE	*ss	2	1	1	0	1	0	0	0	1	0	1	0	0	0	1	4	1	0	.300
Feb 24	NC STATE	*ss	5	0	2	1	1	0	0	0	0	0	0	0	0	0	2	2	5	0	.314
Feb 27	at Charleston	*ss	4	1	3	0	0	0	0	0	0	0	0	0	0	0	1	2	2	0	.359
Mar 01	ILLINOIS	*ss	3	1	3	0	1	0	0	1	0	0	0	0	0	0	0	0	2	0	.405
Mar 02	UCONN	*ss	2	2	1	1	0	0	0	2	1	0	0	0	1	0	0	3	0	0	.409
Mar 03	INDIANA	*ss	4	0	2	2	0	0	0	0	0	0	0	0	0	0	1	0	0	0	.417
Mar 05	WAKE FOREST	*ss	5	1	2	2	1	1	0	1	0	0	0	0	0	0	1	0	2	1	.415
Mar 06	WAKE FOREST	*ss	4	1	2	2	0	0	1	0	0	0	0	0	0	0	0	2	4	0	.421
Mar 08	vs San Diego	*ss	3	1	1	1	0	0	0	0	0	0	0	0	1	0	1	2	2	0	.417
Mar 09	vs Washington	*ss	4	0	0	0	0	0	0	0	0	0	0	0	0	0	2	1	3	0	.391
Mar 10	vs Oregon State	*ss	5	1	1	1	0	0	0	0	0	0	0	0	0	0	2	1	5	0	.377
Mar 13	at Clemson	*ss	5	1	1	0	0	0	0	0	0	0	0	0	0	0	2	0	1	0	.365
Mar 15	at ULM	*ss	4	1	2	2	0	0	0	0	0	0	0	0	0	0	0	2	0	0	.372
Mar 16	at ULM	*ss	4	2	3	2	0	0	1	1	1	0	0	0	0	0	0	2	0	0	.390
Mar 17	at ULM	*ss	4	1	2	1	1	0	0	1	0	0	1	0	0	0	1	0	3	2	.395
Mar 22	TROY	*ss	3	0	2	1	1	0	0	0	0	0	0	0	0	0	0	3	0	0	.404
Mar 23	TROY	*ss	3	1	1	0	1	0	0	1	0	0	0	0	0	0	0	1	5	0	.402
Mar 24	TROY	*ss	5	1	3	0	1	0	0	0	0	0	1	0	0	1	0	0	3	0	.412
Mar 26	at UNC Wilmington	*ss	5	0	1	0	0	0	0	0	0	0	0	0	0	0	2	2	1	1	.402
Mar 27	UNC WILMINGTON	*ss	4	0	1	0	0	0	0	0	0	0	0	0	0	0	1	1	0	0	.396
Mar 29	ARKANSAS STATE	*ss	4	0	0	0	0	0	0	0	0	0	0	0	0	0	2	0	3	1	.382
Mar 30	ARKANSAS STATE-1	*ss	2	2	1	0	0	0	0	1	0	0	0	0	0	0	1	1	2	0	.384
Mar 30	ARKANSAS STATE-2	*ss	4	1	1	0	0	0	0	1	0	0	0	0	0	0	1	1	1	0	.379
Apr 02	at Illinois	*ss	4	1	2	0	0	0	0	0	0	0	0	0	0	0	1	0	2	0	.383
Apr 03	at Illinois	*ss	4	0	0	0	0	0	0	1	0	0	0	0	0	0	2	0	0	1	.371
Apr 06	at South Alabama	*ss	4	0	0	0	0	0	0	1	0	0	0	0	0	0	0	2	1	0	.359
Apr 06	at South Alabama-2	*ss	4	0	0	0	0	0	0	0	0	0	0	0	0	0	0	1	0	0	.348
Apr 07	at South Alabama	*ss	4	1	1	2	0	0	0	1	0	0	0	0	0	0	1	1	2	0	.346
Apr 10	at NC State	*ss	4	0	2	0	0	0	0	0	0	0	0	0	0	0	0	2	2	0	.350
Apr 12	at Little Rock-1	*ss	4	0	1	0	0	0	0	0	0	0	0	0	0	0	1	0	3	0	.347
Apr 12	at Little Rock-2	*ss	3	0	0	0	0	0	0	0	0	0	0	0	0	0	0	1	1	1	.340
Apr 16	CHARLESTON	*ss	4	1	1	0	0	0	0	0	0	0	0	0	0	0	1	0	5	1	.338
Apr 18	GEORGIA SOUTHERN	*ss	3	0	0	0	0	0	0	0	0	0	0	0	0	0	0	2	3	0	.331
Apr 20	GEORGIA SOUTHERN	*ss	2	1	1	0	0	0	0	2	2	0	0	0	0	0	0	1	0	0	.333
Apr 20	GEORGIA SOUTHERN	*ss	5	1	1	0	0	0	0	0	0	0	0	0	0	0	1	2	4	1	.329
Apr 23	at North Carolina	*ss	3	0	0	0	0	0	0	0	0	0	0	0	0	0	0	2	5	0	.323
Apr 26	at Georgia State	*ss	6	2	4	7	2	0	0	1	0	0	0	0	0	0	0	0	1	0	.335
Apr 27	at Georgia State	*ss	5	1	1	0	1	0	0	0	0	0	0	0	0	0	2	0	4	0	.331
Apr 28	at Georgia State	*ss	3	3	2	0	1	1	0	2	0	0	0	0	0	0	0	0	4	0	.337
May 03	LOUISIANA	*ss	2	0	0	0	0	0	0	1	0	0	0	0	0	0	2	0	3	0	.333
May 04	LOUISIANA	*ss	3	0	0	0	0	0	0	1	0	0	0	0	0	0	0	3	2	1	.328
May 05	LOUISIANA	*ss	5	0	0	0	0	0	0	0	0	0	0	0	0	0	3	2	5	0	.319
May 10	at UT Arlington	*ss	5	3	3	1	0	1	0	0	0	0	0	0	1	0	1	5	2	0	.326
May 12	at UT Arlington	*ss	4	1	2	0	1	0	0	0	0	0	0	0	0	0	1	3	2	0	.330
May 14	CLEMSON	*ss	4	0	0	0	0	0	0	0	0	0	0	0	0	0	2	1	0	0	.323
May 16	APPALACHIAN STATE	*ss	4	3	3	1	1	0	0	1	0	0	1	0	0	0	0	2	1	0	.332
May 17	APPALACHIAN STATE	*ss	3	0	1	0	0	0	0	1	0	0	0	1	0	0	1	0	4	0	.332
May 18	APPALACHIAN STATE	*ss	5	1	2	0	1	0	0	0	0	0	0	0	1	1	1	3	0	0	.333
May 22	UT ARLINGTON	*ss	5	0	1	0	0	0	0	0	0	0	0	0	0	0	1	2	1	0	.330
May 23	TEXAS STATE	*ss	5	2	3	2	0	0	0	0	0	0	0	0	0	0	1	2	3	0	.336
May 24	UT ARLINGTON	*ss	5	1	2	0	0	0	0	0	0	0	0	0	0	0	1	2	2	0	.338
May 25	ULM	*ss	6	3	2	2	0	1	0	1	0	0	0	0	0	0	2	3	0	0	.338
May 25	ULM	*ss	3	1	1	0	1	0	0	0	0	0	1	0	0	1	0	0	0	0	.338
May 26	GEORGIA SOUTHERN	*ss	5	2	2	2	1	0	1	0	0	0	0	0	0	0	1	2	2	0	.339
Totals		60gs	242	50	82	36	18	5	3	22	6	0	5	2	3	2	55	74	139	12	.339

CAREER STATS AT COASTAL CAROLINA

Year	avg	gp-gs	ab	r	h	2b	3b	hr	rbi	tb	slg%	bb	hbp	so	gdp	ob%	sf	sh	sb-att	po	a	e	fld%
2019	.339	60-60	242	50	82	18	5	3	36	119	.492	22	5	55	2	.401	3	2	6-6	74	139	12	.947
TOTAL	.339	60-60	242	50	82	18	5	3	36	119	.492	22	5	55	2	.401	3	2	6-6	74	139	12	.947

PLAYER PROFILES • POSITION PLAYERS

#12 • NICK LUCKY • INF

L/R • FR. • 6-0 • 185 • DENVER, PA. (COCALICO)

	2019 SEASON HIGH	CAREER HIGH
Hits	2, (4 times) - last vs. Georgia Southern (5/26/19)	2, (4 times) - last vs. Georgia Southern (5/26/19)
Runs	3 vs. ULM (5/25/19)	3 vs. ULM (5/25/19)
RBI	3 vs. Appalachian State (5/16/19)	3 vs. Appalachian State (5/16/19)
Doubles	1, (2 times) - vs. App. State (5/17)	1, (2 times) - vs. App. State (5/17/19)
Triples	1 at Georgia State (4/26/19)	1 at Georgia State (4/26/19)
Home Runs	1 vs. Appalachian State (5/16/19)	1 vs. Appalachian State (5/16/19)
Stolen Bases	-	-

Date	Opponent	Pos	AB	R	H	RBI	2B	3B	HR	BB	SB	CS	HBP	SAC	SF	GDP	K	PO	A	E	Avg
Feb 17	CAMPBELL	ph	1	0	0	0	0	0	0	0	0	0	0	0	0	0	1	0	0	0	.000
Feb 22	MICHIGAN STATE-1	ph/dh	2	0	0	0	0	0	0	0	0	0	0	0	0	0	1	0	0	0	.000
Feb 22	MICHIGAN STATE-2	ph/2b	0	0	0	0	0	0	0	1	0	0	0	0	0	0	0	0	1	0	.000
Feb 27	at Charleston	3b	0	0	0	0	0	0	0	0	0	0	0	0	0	0	0	0	0	0	.000
Mar 01	ILLINOIS	ph/dh	1	0	1	1	1	0	0	0	0	0	0	0	0	0	0	0	0	0	.250
Mar 03	INDIANA	pr	0	0	0	0	0	0	0	0	0	0	0	0	0	0	0	0	0	0	.250
Mar 13	at Clemson	ph	1	0	0	0	0	0	0	0	0	0	0	0	0	0	1	0	0	0	.200
Mar 15	at ULM	ph	1	0	0	0	0	0	0	0	0	0	0	0	0	0	0	0	0	0	.167
Mar 16	at ULM	ph/3b	1	0	0	0	0	0	0	0	0	0	0	0	0	0	0	0	1	0	.143
Mar 17	at ULM	ph/3b	2	2	1	0	0	0	0	1	0	0	0	0	0	0	1	0	0	0	.222
Mar 22	TROY	*3b	2	0	0	0	0	0	0	0	0	0	0	0	0	0	1	0	0	0	.182
Mar 23	TROY	pr/2b	1	0	0	0	0	0	0	0	0	0	0	1	0	0	0	1	2	0	.167
Mar 24	TROY	*2b/3b	3	2	2	2	0	0	0	0	0	0	1	0	1	0	0	1	1	0	.267
Mar 26	at UNC Wilmington	*3b	2	0	0	0	0	0	0	1	0	0	0	0	0	0	1	1	1	0	.235
Mar 27	UNC WILMINGTON	ph/3b	1	0	0	0	0	0	0	0	0	0	0	0	0	0	1	0	0	0	.222
Mar 29	ARKANSAS STATE	*3b	4	0	0	0	0	0	0	0	0	0	0	0	0	1	1	2	4	0	.182
Mar 30	ARKANSAS STATE-2	*3b	0	0	0	0	0	0	0	0	0	0	0	0	0	0	0	0	0	0	.182
Apr 12	at Little Rock-2	ph	1	0	0	0	0	0	0	0	0	0	0	0	0	0	0	0	0	0	.174
Apr 18	GEORGIA SOUTHERN	ph	1	0	0	0	0	0	0	0	0	0	0	0	0	0	1	0	0	0	.167
Apr 26	at Georgia State	ph/dh	2	1	1	2	0	1	0	0	0	0	0	0	0	0	1	0	0	0	.192
May 03	LOUISIANA	ph	1	0	0	0	0	0	0	0	0	0	0	0	0	0	0	0	0	0	.185
May 10	at UT Arlington	*2b	4	0	2	0	0	0	0	1	0	0	0	1	0	0	0	1	2	2	.226
May 12	at UT Arlington	*2b	3	0	0	0	0	0	0	0	0	0	0	1	0	0	1	0	3	0	.206
May 14	CLEMSON	*2b	4	0	0	0	0	0	0	0	0	0	0	0	0	0	1	1	2	0	.184
May 16	APPALACHIAN STATE	3b	2	1	1	3	0	0	1	1	0	0	0	0	0	0	0	0	2	0	.200
May 17	APPALACHIAN STATE	ph/2b	2	0	1	1	1	0	0	0	0	0	0	0	0	0	0	1	0	0	.214
May 18	APPALACHIAN STATE	*3b	2	1	0	0	0	0	0	1	0	0	0	1	0	0	1	0	0	0	.205
May 22	UT ARLINGTON	ph/3b	2	0	0	0	0	0	0	0	0	0	0	0	0	0	0	0	0	1	.196
May 23	TEXAS STATE	*3b	3	1	1	0	0	0	0	1	0	0	0	0	0	0	0	0	2	1	.204
May 25	ULM	ph/3b	3	3	2	0	0	0	0	1	0	0	0	0	0	0	0	0	0	0	.231
May 26	GEORGIA SOUTHERN	3b	4	0	2	0	0	0	0	1	0	1	0	0	0	0	2	2	3	0	.250
Totals		10gs	56	11	14	9	2	1	1	9	0	1	1	4	1	1	15	10	24	4	.250

CAREER STATS AT COASTAL CAROLINA

Year	avg	gp-gs	ab	r	h	2b	3b	hr	rbi	tb	slg%	bb	hbp	so	gdp	ob%	sf	sh	sb-att	po	a	e	fld%
2019	.250	31-10	56	11	14	2	1	1	9	21	.375	9	1	15	1	.358	1	4	0-1	10	24	4	.895
TOTAL	.250	31-10	56	11	14	2	1	1	9	21	.375	9	1	15	1	.358	1	4	0-1	10	24	4	.895

PLAYER PROFILES • POSITION PLAYERS

#17 • JARED JOHNSON • OF

L/R • R-SO. • 5-10 • 200 • GARLAND, TEXAS (NORTH ARKANSAS COLLEGE)

		2019 SEASON HIGH													CAREER HIGH							
Hits		3 at ULM (3/15/19)													3 at ULM (3/15/19)							
Runs		3 at ULM (3/15/19)													3 at ULM (3/15/19)							
RBI's		2, (5 times) - last at Georgia State (4/29/19)													2, (5 times) - last at Georgia State (4/29/19)							
Doubles		1, (4 times) - last at Georgia State (4/26/19)													1, (4 times) - last at Georgia State (4/26/19)							
Triples		-													-							
Home Runs		1, (2 times) - last at ULM (3/15/19)													1, (2 times) - last at ULM (3/15/19)							
Stolen Bases		-													-							
Date	Opponent	Pos	AB	R	H	RBI	2B	3B	HR	BB	SB	CS	HBP	SAC	SF	GDP	K	PO	A	E	Avg	
Feb 16	MARYLAND	ph	0	0	0	0	0	0	0	1	0	0	0	0	0	0	0	0	0	0	0	.000
Feb 17	CAMPBELL	ph	1	0	1	0	0	0	0	0	0	0	0	0	0	0	0	0	0	0	0	1.000
Feb 19	at UNC Wilmington	ph	1	0	0	0	0	0	0	0	0	0	0	0	0	0	1	0	0	0	0	.500
Feb 22	MICHIGAN STATE-1	ph/of	2	2	2	2	1	0	1	1	0	0	0	0	0	0	0	0	0	0	0	.750
Feb 22	MICHIGAN STATE-2	ph/of	2	0	1	0	1	0	0	0	0	0	0	0	0	0	1	1	0	0	0	.667
Feb 23	KENT STATE	*dh	3	0	1	0	0	0	0	0	0	1	0	0	0	0	0	0	0	0	0	.556
Feb 27	at Charleston	ph/dh	2	0	1	1	0	0	0	0	0	0	0	0	0	0	1	0	0	0	0	.545
Mar 01	ILLINOIS	ph/dh	1	0	0	1	0	0	0	1	0	0	0	0	0	0	1	0	0	0	0	.500
Mar 02	UCONN	*dh	3	0	1	2	0	0	0	0	0	0	0	0	0	0	0	0	0	0	0	.467
Mar 03	INDIANA	ph/dh	3	0	1	2	0	0	0	0	0	0	0	0	0	0	0	0	0	0	0	.444
Mar 05	WAKE FOREST	ph/dh	2	0	0	0	0	0	0	1	0	0	0	0	0	0	1	0	0	0	0	.400
Mar 06	WAKE FOREST	ph/dh	2	0	0	0	0	0	0	0	0	0	0	0	0	0	0	0	0	0	0	.364
Mar 08	vs San Diego	ph	1	0	0	0	0	0	0	0	0	0	0	0	0	0	1	0	0	0	0	.348
Mar 09	vs Washington	*dh	3	0	1	0	1	0	0	0	0	0	0	0	0	0	1	0	0	0	0	.346
Mar 10	vs Oregon State	*dh	4	0	1	0	0	0	0	0	0	0	0	0	0	0	1	0	0	0	0	.333
Mar 13	at Clemson	*dh	3	0	1	0	0	0	0	1	0	0	1	0	0	0	1	0	0	0	0	.333
Mar 15	at ULM	*dh	4	3	3	2	0	0	1	0	0	0	0	0	0	0	1	0	0	0	0	.378
Mar 16	at ULM	*dh	3	0	0	0	0	0	0	0	0	0	0	0	0	0	2	0	0	0	0	.350
Mar 17	at ULM	*dh	4	0	1	0	0	0	0	2	0	0	0	0	0	0	1	0	0	0	0	.341
Mar 23	TROY	ph	1	0	0	0	0	0	0	0	0	0	0	0	0	0	1	0	0	0	0	.333
Mar 26	at UNC Wilmington	ph	0	0	0	0	0	0	0	1	0	0	0	0	0	0	0	0	0	0	0	.333
Mar 27	UNC WILMINGTON	ph	1	0	0	0	0	0	0	0	0	0	0	0	0	0	1	0	0	0	0	.326
Mar 30	ARKANSAS STATE-2	ph	1	0	0	0	0	0	0	0	0	0	0	0	0	0	1	0	0	0	0	.319
Apr 02	at Illinois	ph	1	0	0	0	0	0	0	0	0	0	0	0	0	0	0	0	0	0	0	.312
Apr 03	at Illinois	ph	1	0	0	0	0	0	0	0	0	0	0	0	0	0	1	0	0	0	0	.306
Apr 06	at South Alabama-2	ph	1	0	0	0	0	0	0	0	0	0	0	0	0	0	1	0	0	0	0	.300
Apr 07	at South Alabama	ph	0	0	0	0	0	0	0	1	0	0	0	0	0	0	0	0	0	0	0	.300
Apr 10	at NC State	ph	1	0	0	0	0	0	0	0	0	0	0	0	0	0	1	0	0	0	0	.294
Apr 12	at Little Rock-1	ph/3b	0	1	0	0	0	0	0	1	0	0	0	0	0	0	0	0	0	0	0	.294
Apr 12	at Little Rock-2	of	1	0	0	0	0	0	0	0	0	0	0	0	0	0	0	3	0	0	0	.288
Apr 16	CHARLESTON	ph	1	0	0	0	0	0	0	0	0	0	0	0	0	0	0	0	0	0	0	.283
Apr 18	GEORGIA SOUTHERN	ph	1	0	0	0	0	0	0	0	0	0	0	0	0	0	0	0	0	0	0	.278
Apr 20	GEORGIA SOUTHERN	ph	1	0	0	0	0	0	0	0	0	0	0	0	0	0	0	0	0	0	0	.273
Apr 26	at Georgia State	ph/of	3	1	2	2	1	0	0	0	0	0	0	0	1	0	1	0	0	0	0	.293
Apr 28	at Georgia State	ph	1	0	0	0	0	0	0	0	0	0	0	0	0	0	1	0	0	0	0	.288
May 03	LOUISIANA	ph	1	0	0	0	0	0	0	0	0	0	0	0	0	0	1	0	0	0	0	.283
May 14	CLEMSON	of	1	0	0	0	0	0	0	0	0	0	0	0	0	0	0	0	0	0	0	.279
May 16	APPALACHIAN STATE	ph/of	2	1	1	0	0	0	0	0	0	1	0	0	0	0	1	0	0	0	0	.286
May 17	APPALACHIAN STATE	ph/of	0	0	0	0	0	0	0	1	0	0	0	0	0	0	0	0	0	0	0	.286
May 22	UT ARLINGTON	ph/of	2	1	2	0	0	0	0	0	0	0	0	0	0	0	0	1	0	0	0	.308
May 25	ULM	ph/of	0	1	0	1	0	0	0	1	0	0	1	0	0	0	0	0	0	0	0	.308
May 26	GEORGIA SOUTHERN	*dh	1	0	0	1	0	0	0	0	0	0	0	0	1	0	1	0	0	0	0	.303
Totals		9gs	66	10	20	14	4	0	2	12	0	1	3	0	2	0	23	6	0	0	0	.303

CAREER STATS AT COASTAL CAROLINA

Year	avg	gp-gs	ab	r	h	2b	3b	hr	rbi	tb	slg%	bb	hbp	so	gdp	ob%	sf	sh	sb-att	po	a	e	fld%
2019	.303	42-9	66	10	20	4	0	2	14	30	.455	12	3	23	0	.422	2	0	0-1	6	0	0	1.000
TOTAL	.303	42-9	66	10	20	4	0	2	14	30	.455	12	3	23	0	.422	2	0	0-1	6	0	0	1.000

PLAYER PROFILES • POSITION PLAYERS

#24 • MORGAN HYDE • OF

R/R • JR. • 5-10 • 150 • EVANS, GA. (USC-SALKEHATCHIE)

	2019 SEASON HIGH	CAREER HIGH
Hits	2, (4 times) - last vs. Texas State (5/23/19)	2, (4 times) - last vs. Texas State (5/23/19)
Runs	3 at Georgia State (4/26/19)	3 at Georgia State (4/26/19)
RBI	3 vs. Texas State (5/23/19)	3 vs. Texas State (5/23/19)
Doubles	1, (2 times) - last vs. App. State (5/16/19)	1, (2 times) - last vs. App. State (5/16/19)
Triples	1 at Georgia State (4/26/19)	1 at Georgia State (4/26/19)
Home Runs	1 vs. Texas State (5/23/19)	1 vs. Texas State (5/23/19)
Stolen Bases	1, (2 times) - last at Georgia State (4/27/19)	1, (2 times) - last at Georgia State (4/27/19)

Date	Opponent	Pos	AB	R	H	RBI	2B	3B	HR	BB	SB	CS	HBP	SAC	SF	GDP	K	PO	A	E	Avg
Feb 15	VCU	of	0	0	0	0	0	0	0	0	0	0	0	0	0	0	0	1	0	0	.000
Feb 16	MARYLAND	pr/of	0	0	0	0	0	0	0	0	0	0	0	0	0	0	0	0	0	0	.000
Feb 17	CAMPBELL	*of/of	3	2	1	1	0	0	0	2	0	0	0	0	0	1	1	1	1	0	.333
Feb 22	MICHIGAN STATE-1	ph/of	2	0	0	0	0	0	0	0	0	0	0	0	0	0	1	1	0	0	.200
Feb 22	MICHIGAN STATE-2	of/of	1	0	0	0	0	0	0	0	0	0	0	0	0	0	0	0	0	0	.167
Feb 24	NC STATE	pr/dh	1	0	0	0	0	0	0	0	0	0	0	0	0	0	1	0	0	0	.143
Mar 01	ILLINOIS	of	0	0	0	0	0	0	0	0	0	0	0	0	0	0	0	0	0	0	.143
Mar 02	UCONN	ph/dh	1	0	0	0	0	0	0	0	0	0	0	0	0	0	0	0	0	0	.125
Mar 03	INDIANA	pr	0	1	0	0	0	0	0	0	0	0	0	0	0	0	0	0	0	0	.125
Mar 06	WAKE FOREST	of	0	0	0	0	0	0	0	0	0	0	0	0	0	0	0	0	0	0	.125
Mar 08	vs San Diego	of	0	0	0	0	0	0	0	0	0	0	0	0	0	0	0	0	0	0	.125
Mar 10	vs Oregon State	pr	0	0	0	0	0	0	0	0	0	0	0	0	0	0	0	0	0	0	.125
Mar 15	at ULM	of	1	0	0	0	0	0	0	0	0	0	0	0	0	0	0	1	0	0	.111
Mar 16	at ULM	pr/of	1	1	1	0	1	0	0	0	0	0	0	0	0	0	0	1	0	0	.200
Mar 17	at ULM	pr/of	1	1	0	0	0	0	0	0	0	0	0	0	0	0	0	0	0	0	.182
Mar 23	TROY	of	0	0	0	0	0	0	0	0	0	0	0	0	0	0	0	0	0	0	.182
Mar 26	at UNC Wilmington	pr	0	1	0	0	0	0	0	0	1	0	0	0	0	0	0	0	0	0	.182
Mar 27	UNC WILMINGTON	ph/of	2	0	1	0	0	0	0	0	0	0	0	0	0	0	1	2	0	0	.231
Mar 30	ARKANSAS STATE-1	of	1	0	0	0	0	0	0	0	0	0	0	0	0	0	0	1	0	0	.214
Apr 06	at South Alabama	of	0	0	0	0	0	0	0	0	0	0	0	0	0	0	0	0	0	0	.214
Apr 07	at South Alabama	of	1	0	1	0	0	0	0	0	0	0	0	0	0	0	0	0	0	0	.267
Apr 10	at NC State	pr/of	0	1	0	0	0	0	0	0	0	0	0	0	0	0	0	0	0	0	.267
Apr 12	at Little Rock-2	of	1	0	0	0	0	0	0	0	0	0	0	0	0	0	1	1	0	0	.250
Apr 16	CHARLESTON	ph	1	0	0	0	0	0	0	0	0	0	0	0	0	0	0	0	0	0	.235
Apr 18	GEORGIA SOUTHERN	ph	1	1	1	0	0	0	0	0	0	0	0	0	0	0	0	0	0	0	.278
Apr 20	GEORGIA SOUTHERN	pr	0	0	0	0	0	0	0	0	0	0	0	0	0	0	0	0	0	0	.278
Apr 26	at Georgia State	of	3	3	2	1	0	1	0	0	0	0	0	0	0	0	2	0	0	0	.333
Apr 27	at Georgia State	pr	1	0	1	1	0	0	0	0	1	0	0	0	0	0	0	0	0	0	.364
May 03	LOUISIANA	ph	1	0	1	0	0	0	0	0	0	0	0	0	0	0	0	0	0	0	.391
May 04	LOUISIANA	ph	1	0	1	1	0	0	0	0	0	0	0	0	0	0	0	0	0	0	.417
May 05	LOUISIANA	*of	5	1	2	1	0	0	0	0	0	0	0	0	0	0	0	4	0	0	.414
May 12	at UT Arlington	of	0	0	0	0	0	0	0	0	0	0	0	0	0	0	0	0	0	0	.414
May 14	CLEMSON	ph/of	1	0	0	0	0	0	0	0	0	0	0	0	0	0	0	3	0	0	.400
May 16	APPALACHIAN STATE	ph/of	3	0	2	1	1	0	0	0	0	0	0	0	0	0	0	0	0	0	.424
May 17	APPALACHIAN STATE	of	2	0	1	0	0	0	0	0	0	0	0	0	0	1	0	0	0	0	.429
May 18	APPALACHIAN STATE	*of	4	0	0	0	0	0	0	0	0	0	0	0	0	0	0	0	0	0	.385
May 22	UT ARLINGTON	ph/of	1	0	1	0	0	0	0	0	0	0	0	0	0	0	0	1	0	0	.400
May 23	TEXAS STATE	*of/of	5	2	2	3	0	0	1	0	0	0	0	0	0	0	0	3	0	0	.400
May 24	UT ARLINGTON	*of	3	0	0	1	0	0	0	1	0	0	0	1	0	0	1	1	0	0	.375
May 25	ULM	*of	3	0	0	0	0	0	0	0	0	0	0	0	0	0	1	3	0	0	.353
May 25	ULM	of	0	0	0	0	0	0	0	0	0	0	0	0	0	0	0	0	0	0	.353
May 26	GEORGIA SOUTHERN	of	0	0	0	0	0	0	0	0	0	0	0	0	0	0	0	0	0	0	.353
Totals		6gs	51	14	18	10	2	1	1	3	2	0	0	1	0	2	7	26	1	0	.353

CAREER STATS AT COASTAL CAROLINA

Year	avg	gp-gs	ab	r	h	2b	3b	hr	rbi	tb	slg%	bb	hbp	so	gdp	ob%	sf	sh	sb-att	po	a	e	fld%
2019	.353	42-6	51	14	18	2	1	1	10	25	.490	3	0	7	2	.389	0	1	2-2	26	1	0	1.000
TOTAL	.353	42-6	51	14	18	2	1	1	10	25	.490	3	0	7	2	.389	0	1	2-2	26	1	0	1.000

PLAYER PROFILES • POSITION PLAYERS

#25 • B.T. RIOPELLE • C

L/R • FR. • 6-0 • 195 • MARIETTA, GA. (LASSITER)

	2019 SEASON HIGH	CAREER HIGH
Hits	1, multiple times	1, multiple times
Runs	2, (4 times) - last vs. ULM (5/25/19)	2, (4 times) - last vs. ULM (5/25/19)
RBIs	2 vs. Louisiana (5/5/19)	2 vs. Louisiana (5/5/19)
Doubles	1, (2 times) - last vs. Wake Forest (3/5/19)	1, (2 times) - last vs. Wake Forest (3/5/19)

Date	Opponent	Pos	AB	R	H	RBI	2B	3B	HR	BB	SB	CS	HBP	SAC	SF	GDP	K	PO	A	E	Avg
Feb 16	MARYLAND	*c	4	0	1	1	1	0	0	1	0	0	0	0	0	0	1	12	1	0	.250
Feb 22	MICHIGAN STATE-2	*c	3	0	0	0	0	0	0	2	0	0	0	0	0	0	1	11	0	0	.143
Mar 01	ILLINOIS	c	1	0	0	0	0	0	0	0	0	0	0	0	0	0	0	1	0	0	.125
Mar 05	WAKE FOREST	*c	4	2	1	0	1	0	0	0	0	0	0	0	0	0	1	11	0	0	.167
Mar 08	vs San Diego	pr	0	0	0	0	0	0	0	0	0	0	0	0	0	0	0	0	0	0	.167
Mar 16	at ULM	c	0	1	0	0	0	0	0	1	0	0	0	0	0	0	0	2	0	0	.167
Mar 27	UNC WILMINGTON	ph/c	1	0	0	0	0	0	0	0	0	0	0	0	0	0	1	2	0	0	.154
Apr 07	at South Alabama	c	0	0	0	0	0	0	0	0	0	0	0	0	0	0	0	2	0	0	.154
Apr 12	at Little Rock-2	c	0	0	0	0	0	0	0	0	0	0	0	0	0	0	0	0	0	0	.154
Apr 16	CHARLESTON	*c	2	2	0	0	0	0	0	1	0	0	0	0	0	0	0	8	3	0	.133
Apr 26	at Georgia State	c	2	2	1	1	0	0	0	2	0	0	0	0	0	0	0	8	1	0	.176
Apr 27	at Georgia State	ph/c	2	0	1	0	0	0	0	1	0	0	0	1	0	0	1	8	0	1	.211
Apr 28	at Georgia State	c	0	0	0	0	0	0	0	0	0	0	0	0	0	0	0	2	0	1	.211
May 03	LOUISIANA	c	0	0	0	0	0	0	0	0	0	0	0	0	0	0	0	0	1	0	.211
May 04	LOUISIANA	c	1	1	1	0	0	0	0	1	0	0	0	0	0	0	0	4	0	0	.250
May 05	LOUISIANA	*c	4	0	1	2	0	0	0	1	0	0	0	0	0	0	1	9	0	1	.250
May 14	CLEMSON	c	1	0	0	0	0	0	0	0	0	0	0	0	0	1	0	2	0	0	.240
May 16	APPALACHIAN STATE	c	3	0	0	0	0	0	0	0	0	0	0	0	0	0	0	9	0	0	.214
May 17	APPALACHIAN STATE	c	2	0	0	0	0	0	0	0	0	0	0	0	0	0	1	4	0	0	.200
May 25	ULM	ph/c	1	2	1	0	0	0	0	0	0	0	0	0	0	0	0	2	0	0	.226
May 25	ULM	*c	2	0	0	1	0	0	0	1	0	0	0	1	0	1	15	0	0	0	.212
Totals		6gs	33	10	7	5	2	0	0	11	0	0	0	1	1	1	8	112	6	3	.212

CAREER STATS AT COASTAL CAROLINA

Year	avg	gp-gs	ab	r	h	2b	3b	hr	rbi	tb	slg%	bb	hbp	so	gdp	ob%	sf	sh	sb-att	po	a	e	fld%
2019	.212	21-6	33	10	7	2	0	0	5	9	.273	11	0	8	1	.400	1	1	0-0	112	6	3	.975
TOTAL	.212	21-6	33	10	7	2	0	0	5	9	.273	11	0	8	1	.400	1	1	0-0	112	6	3	.975

#27 • DALLAS CALLAHAN • C

L/R • FR. • 5-11 • 200 • DUNCAN, S.C. (BYRNES)

	2019 SEASON HIGH	CAREER HIGH
Hits	3 at South Alabama (4/6/19)	3 at South Alabama (4/6/19)
Runs	1 vs. Appalachian State (5/16/19)	1 vs. Appalachian State (5/16/19)
RBIs	1, (2 times) - last vs. ULM (5/25/19)	1, (2 times) - last vs. ULM (5/25/19)
Doubles	1 at South Alabama (4/6/19)	1 at South Alabama (4/6/19)

Date	Opponent	Pos	AB	R	H	RBI	2B	3B	HR	BB	SB	CS	HBP	SAC	SF	GDP	K	PO	A	E	Avg
Feb 17	CAMPBELL	c	0	0	0	0	0	0	0	0	0	0	0	0	0	0	0	0	0	0	.000
Feb 22	MICHIGAN STATE-1	ph/c	1	0	1	0	0	0	0	1	0	0	0	0	0	0	0	3	1	0	1.000
Feb 22	MICHIGAN STATE-2	ph/dh	1	0	1	0	0	0	0	0	0	0	0	0	0	0	0	0	0	0	1.000
Mar 05	WAKE FOREST	c	1	0	0	0	0	0	0	0	0	0	0	0	0	0	0	2	0	0	.667
Mar 15	at ULM	c	1	0	0	0	0	0	0	0	0	0	0	0	0	0	0	2	0	0	.500
Mar 17	at ULM	*c	6	0	0	0	0	0	0	0	0	0	0	0	0	0	1	11	0	0	.200
Mar 26	at UNC Wilmington	*c	3	0	1	1	0	0	0	0	0	0	0	0	0	0	2	9	1	0	.231
Apr 06	at South Alabama	c	0	0	0	0	0	0	0	0	0	0	0	0	0	0	0	1	0	0	.231
Apr 06	at South Alabama-2	*c	4	0	3	0	1	0	0	0	0	0	0	0	0	0	1	10	0	0	.353
Apr 12	at Little Rock-1	ph/of	1	0	0	0	0	0	0	0	0	0	0	0	0	0	1	0	0	0	.333
Apr 12	at Little Rock-2	ph/of	1	0	0	0	0	0	0	0	0	0	0	0	0	0	1	0	0	0	.316
Apr 16	CHARLESTON	c	0	0	0	0	0	0	0	0	0	0	0	0	0	0	0	2	0	0	.316
Apr 26	at Georgia State	ph/dh	2	0	0	0	0	0	0	0	0	0	0	0	0	0	2	0	0	0	.286
Apr 28	at Georgia State	*c	3	0	0	0	0	0	0	0	0	0	1	0	0	0	0	6	0	0	.250
May 14	CLEMSON	ph	1	0	1	0	0	0	0	0	0	0	0	0	0	0	0	0	0	0	.280
May 16	APPALACHIAN STATE	ph/dh	1	1	0	0	0	0	0	1	0	0	1	0	0	0	0	0	0	0	.269
May 17	APPALACHIAN STATE	ph/dh	1	0	0	0	0	0	0	0	0	0	0	0	0	0	0	0	0	0	.259
May 25	ULM	dh	1	0	1	1	0	0	0	0	0	0	0	0	0	0	0	0	0	0	.286
Totals		4gs	28	1	8	2	1	0	0	2	0	0	1	1	0	0	8	46	2	0	.286

CAREER STATS AT COASTAL CAROLINA

Year	avg	gp-gs	ab	r	h	2b	3b	hr	rbi	tb	slg%	bb	hbp	so	gdp	ob%	sf	sh	sb-att	po	a	e	fld%
2019	.286	18-4	28	1	8	1	0	0	2	9	.321	2	1	8	0	.355	0	1	0-0	46	2	0	1.000
TOTAL	.286	18-4	28	1	8	1	0	0	2	9	.321	2	1	8	0	.355	0	1	0-0	46	2	0	1.000

PLAYER PROFILES • POSITION PLAYERS

#29 • ZACH BIERMANN • 1B

L/L • SR. • 6-3 • 225 • WEST BEND, WIS. (POLK STATE COLLEGE)

2019 SUN BELT ALL-TOURNAMENT TEAM

2019 ALL-SUN BELT FIRST TEAM

2019 COLLEGIATE BASEBALL PRESEASON ALL-AMERICA THIRD TEAM

2018 ABCA ALL-AMERICA THIRD TEAM

2018 ABCA ALL-ATLANTIC REGION FIRST TEAM

2018 NCAA CONWAY REGIONAL ALL-TOURNAMENT TEAM

2018 SUN BELT TOURNAMENT MOST OUTSTANDING PLAYER

2018 SUN BELT ALL-TOURNAMENT TEAM

2018 ALL-SUN BELT FIRST TEAM

SUN BELT CONFERENCE PLAYER OF THE WEEK (MARCH 14, 2018)

	2019 SEASON HIGH	CAREER HIGH
Hits	5 vs. Wake Forest (3/5/19)	5 vs. Wake Forest (3/5/19)
Runs	3, (3 times) - last at GSU (4/26/19)	4 at Arkansas State (3/17/18)
RBIs	5, (3 times) - last vs. App. State (5/18/19)	5, (4 times) - last vs. App. State (5/18/19)
Doubles	2 vs. Wake Forest (3/5/19)	2, (3 times) - last vs. Wake Forest (3/5/19)
Triples	-	1 vs. South Alabama (5/24/18)
Home Runs	3 vs. UTA (5/24/19)	3 vs. UTA (5/24/19)
Stolen Bases	1, (2 times) - last vs. San Diego (3/8)	1, (3 times) - last vs. San Diego (3/8/19)

Date	Opponent	Pos	AB	R	H	RBI	2B	3B	HR	BB	SB	CS	HBP	SAC	SF	GDP	K	PO	A	E	Avg
Feb 15	VCU	*1b	5	1	1	2	0	0	1	0	0	0	0	0	0	0	4	9	1	0	.200
Feb 16	MARYLAND	*1b	5	1	3	1	0	0	0	0	0	0	0	0	0	0	0	6	0	0	.400
Feb 17	CAMPBELL	*1b	4	1	2	2	1	0	0	1	0	0	0	0	0	0	1	12	0	2	.429
Feb 19	at UNC Wilmington	*1b	3	1	1	1	0	0	0	1	0	0	0	0	1	0	1	8	0	0	.412
Feb 22	MICHIGAN STATE-1	*1b	6	0	1	2	0	0	0	0	0	0	0	0	0	0	2	6	1	2	.348
Feb 22	MICHIGAN STATE-2	*1b	2	1	0	0	0	0	0	2	0	0	1	0	0	0	0	10	0	0	.320
Feb 23	KENT STATE	*1b	4	2	2	0	0	0	0	0	0	0	0	0	0	0	1	9	0	0	.345
Feb 24	NC STATE	*1b	6	1	2	1	0	0	1	0	0	0	0	0	0	0	0	11	0	0	.343
Feb 27	at Charleston	*1b	5	0	1	1	0	0	0	0	0	0	0	0	0	0	0	6	0	0	.325
Mar 01	ILLINOIS	*1b	4	2	2	0	0	0	0	0	0	0	1	0	0	0	0	11	0	0	.341
Mar 02	UCONN	*1b	2	1	0	1	0	0	0	2	1	0	0	0	1	0	1	6	2	0	.326
Mar 03	INDIANA	*1b	2	0	0	0	0	0	0	2	0	0	1	0	0	1	0	4	0	1	.312
Mar 05	WAKE FOREST	*1b	7	1	5	2	2	0	0	0	0	0	0	0	0	0	0	6	0	1	.364
Mar 06	WAKE FOREST	*1b	4	3	2	0	0	0	0	0	0	0	1	0	0	0	1	6	1	0	.373
Mar 08	vs San Diego	*1b	3	0	0	1	0	0	0	1	1	0	1	0	0	0	3	7	1	0	.355
Mar 09	vs Washington	*1b	3	1	1	0	0	0	0	1	0	0	0	0	0	0	0	8	1	0	.354
Mar 10	vs Oregon State	*1b	5	0	1	3	1	0	0	0	0	0	0	0	0	0	2	12	0	0	.343
Mar 13	at Clemson	*1b	4	0	0	1	0	0	0	0	0	0	0	0	1	0	2	4	0	0	.324
Mar 15	at ULM	*1b	5	1	1	1	0	0	1	0	0	0	0	0	1	0	0	9	0	1	.316
Mar 16	at ULM	*1b	5	1	1	1	0	0	0	0	0	0	1	0	0	0	1	4	0	0	.310
Mar 17	at ULM	*1b	3	2	2	2	1	0	0	3	0	0	0	0	0	0	0	8	1	0	.322
Mar 22	TROY	*1b	4	1	1	2	0	0	1	0	0	0	0	0	0	0	3	7	1	0	.319
Mar 23	TROY	*1b	5	0	2	1	1	0	0	0	0	0	0	0	0	0	3	12	0	0	.323
Mar 24	TROY	*1b	5	0	1	1	0	0	0	0	0	0	0	0	0	0	0	5	0	0	.317
Mar 26	at UNC Wilmington	*1b	3	1	0	0	0	0	0	2	0	0	0	0	0	0	1	4	0	0	.308
Mar 27	UNC WILMINGTON	*1b	2	3	1	0	0	0	0	1	0	0	1	0	0	0	1	6	1	0	.311
Mar 29	ARKANSAS STATE	*1b	4	0	0	0	0	0	0	0	0	0	0	0	0	0	1	8	0	0	.300
Mar 30	ARKANSAS STATE-1	*1b	4	0	1	2	0	0	0	0	0	0	0	0	0	1	0	4	1	0	.298
Mar 30	ARKANSAS STATE-2	*1b	4	0	2	2	0	0	0	0	0	0	0	0	0	0	0	10	1	0	.305
Apr 02	at Illinois	*1b	5	0	0	0	0	0	0	0	0	0	0	0	0	0	1	9	0	1	.293
Apr 03	at Illinois	*1b	3	1	1	0	0	0	0	0	0	0	1	0	0	0	2	6	1	0	.294
Apr 06	at South Alabama	*1b	5	1	1	0	0	0	0	0	0	0	0	0	0	0	2	11	0	1	.290
Apr 06	at South Alabama-2	*1b	4	1	1	1	0	0	1	0	0	0	0	0	0	0	1	1	1	0	.289
Apr 07	at South Alabama	*1b	4	1	1	2	0	0	1	0	0	0	0	0	1	0	3	9	0	0	.288
Apr 10	at NC State	*1b	5	1	1	1	0	0	1	0	0	0	0	0	0	0	2	6	0	0	.285
Apr 12	at Little Rock-1	*1b	4	0	1	1	1	0	0	0	0	0	0	0	0	0	0	5	0	0	.284
Apr 12	at Little Rock-2	*1b	3	0	0	0	0	0	0	0	0	0	0	0	0	0	1	10	1	0	.278
Apr 16	CHARLESTON	*1b	3	0	0	1	0	0	0	0	0	0	0	0	1	0	1	10	0	0	.273
Apr 18	GEORGIA SOUTHERN	*1b	3	0	1	0	0	0	0	1	0	0	0	0	0	0	0	8	0	0	.274
Apr 20	GEORGIA SOUTHERN	*1b	4	1	1	0	0	0	0	0	0	0	0	0	0	0	1	10	0	0	.273
Apr 20	GEORGIA SOUTHERN	*1b	5	1	2	3	1	0	1	0	0	0	0	0	0	0	0	8	0	0	.277
Apr 23	at North Carolina	*1b	4	1	1	1	0	0	1	0	0	0	0	0	0	0	1	8	0	1	.276
Apr 26	at Georgia State	*1b	5	3	2	5	0	0	1	2	0	0	0	0	0	0	1	7	0	0	.280
Apr 27	at Georgia State	*1b	5	0	3	1	0	0	0	0	0	0	0	0	0	0	2	11	0	0	.289
Apr 28	at Georgia State	*1b	6	0	0	0	0	0	0	0	0	0	0	0	0	0	4	9	0	0	.280
May 03	LOUISIANA	*1b	2	0	1	0	0	0	0	1	0	0	0	0	0	0	0	10	1	1	.282
May 04	LOUISIANA	*1b	5	0	1	2	0	0	0	0	0	0	0	0	0	0	1	7	1	0	.280
May 05	LOUISIANA	*1b	3	1	2	3	0	0	1	0	0	0	1	0	0	0	0	6	0	1	.286
May 10	at UT Arlington	*1b	5	0	2	1	1	0	0	0	0	0	1	0	0	0	1	8	3	0	.289
May 12	at UT Arlington	*1b	4	0	0	0	0	0	0	0	0	0	0	0	0	0	2	10	0	0	.283
May 14	CLEMSON	*1b	4	0	1	1	1	0	0	0	0	0	0	0	0	0	1	5	1	0	.282
May 16	APPALACHIAN STATE	*1b	3	2	2	5	0	0	1	2	0	0	0	0	1	0	1	3	0	0	.288
May 17	APPALACHIAN STATE	*1b	5	0	3	2	0	0	0	0	0	0	0	0	0	0	0	10	0	0	.295
May 18	APPALACHIAN STATE	*1b	4	1	3	5	0	0	1	0	0	0	1	0	0	0	0	8	0	0	.303
May 22	UT ARLINGTON	*1b	5	0	1	2	0	0	0	0	0	0	0	0	0	0	2	9	1	0	.301
May 23	TEXAS STATE	*1b	4	3	2	4	0	0	2	1	0	0	0	0	0	0	1	10	0	0	.304
May 24	UT ARLINGTON	*1b	6	4	4	4	0	0	3	0	0	0	0	0	0	0	1	13	1	2	.314
May 25	ULM	*1b	5	2	3	1	1	0	0	2	0	0	0	0	0	0	1	4	1	0	.320
May 25	ULM	*1b	3	1	0	0	0	0	0	2	0	0	0	0	0	0	1	2	1	0	.316
May 26	GEORGIA SOUTHERN	*1b	5	0	0	0	0	0	0	0	0	0	0	0	0	0	3	5	0	0	.309
Totals		60gs	249	50	77	76	11	0	17	28	2	0	10	0	7	3	65	456	25	14	.309

CAREER STATS AT COASTAL CAROLINA

Year	avg	gp-gs	ab	r	h	2b	3b	hr	rbi	tb	sig%	bb	hbp	so	gdp	ob%	sf	sh	sb-att	po	a	e	fld%
2018	.302	58-56	212	57	64	14	1	13	57	119	.561	35	9	46	0	.419	2	0	2-2	54	5	0	1.000
2019	.309	60-60	249	50	77	11	0	17	76	139	.558	28	10	65	3	.391	7	0	2-2	456	25	14	.972
TOTAL	.306	118-116	461	107	141	25	1	30	133	258	.560	63	19	111	3	.404	9	0	4-4	510	30	14	.975

PLAYER PROFILES • POSITION PLAYERS

#36 • KYLE SKEELS • C

R/R • R-JR. • 6-2 • 250 • LANGHORNE, PA. (NESHAMINY)

2019 SUN BELT ALL-TOURNAMENT TEAM

2019 ALL-SUN BELT SECOND TEAM

2019 BUSTER POSEY AWARD WATCH LIST MEMBER

SUN BELT CONFERENCE PLAYER OF THE WEEK (APRIL 2, 2019)

SUN BELT CONFERENCE PLAYER OF THE WEEK (FEB. 19, 2019)

	2019 SEASON HIGH	CAREER HIGH
Hits	4 vs. Troy (3/23/19)	4, (2 times) - last vs. Troy (3/23/19)
Runs	3, (2 times) - last vs. Wake Forest (3/6/19)	4 vs. UNCW (5/9/17)
RBIs	6 vs. Wake Forest (3/6/19)	6, (2 times) - last vs. WF (3/6/19)
Doubles	2, (2 times) - vs. Ga. Southern (5/20/19)	2, (2 times) - vs. Ga. Southern (5/20/19)
Triples	-	-
Home Runs	2, (2 times) - last vs. UTA (5/24/19)	2, (2 times) - last vs. UTA (5/24/19)
Stolen Bases	2 vs. UTA (5/24/19)	2 vs. UTA (5/24/19)

Date	Opponent	Pos	AB	R	H	RBI	2B	3B	HR	BB	SB	CS	HBP	SAC	SF	GDP	K	PO	A	E	Avg
Feb 15	VCU	*c	4	2	2	0	0	0	0	0	1	0	1	0	0	0	2	8	1	0	.500
Feb 16	MARYLAND	*dh	2	0	1	1	1	0	0	3	0	0	0	0	0	1	0	0	0	0	.500
Feb 17	CAMPBELL	*c	4	1	2	3	1	0	0	1	0	0	0	0	0	0	7	1	0	0	.500
Feb 19	at UNC Wilmington	*c	2	1	0	1	0	0	0	2	0	0	0	0	1	0	1	12	2	0	.417
Feb 22	MICHIGAN STATE-1	*c	1	0	0	1	0	0	0	0	0	0	1	0	1	0	0	6	0	0	.385
Feb 22	MICHIGAN STATE-2	*dh	4	3	3	2	2	0	0	0	0	0	1	0	0	0	1	0	0	0	.471
Feb 23	KENT STATE	*c	3	2	2	1	1	0	0	1	1	0	0	0	0	0	1	6	2	0	.500
Feb 24	NC STATE	*c	4	0	0	0	0	0	0	0	0	0	1	0	0	0	2	6	0	0	.417
Feb 27	at Charleston	*c	5	0	1	0	0	0	0	0	0	0	0	0	0	0	0	8	1	0	.379
Mar 01	ILLINOIS	*c	2	2	1	1	0	0	0	1	0	0	1	0	0	0	0	5	1	0	.387
Mar 02	UCONN	*c	5	1	2	2	0	0	0	0	0	0	0	0	0	0	1	11	2	0	.389
Mar 03	INDIANA	*c	5	0	0	0	0	0	0	0	0	0	0	0	0	0	1	13	0	0	.341
Mar 05	WAKE FOREST	*dh	4	0	0	0	0	0	0	0	0	0	0	0	0	0	3	0	0	0	.311
Mar 06	WAKE FOREST	*c	3	3	3	6	1	0	1	1	0	0	1	0	0	0	0	10	0	0	.354
Mar 08	vs San Diego	*c	1	0	0	0	0	0	0	3	0	0	1	0	0	0	1	8	1	0	.347
Mar 09	vs Washington	*c	4	2	2	1	0	0	0	0	0	0	0	0	0	0	1	8	1	0	.358
Mar 10	vs Oregon State	*c	4	0	0	0	0	0	0	0	0	0	0	0	0	0	3	12	3	0	.333
Mar 13	at Clemson	*c	5	1	1	0	0	0	0	0	0	0	0	0	0	0	2	8	2	0	.323
Mar 15	at ULM	*c	4	2	1	0	0	0	0	0	0	0	0	0	0	0	1	6	1	0	.318
Mar 16	at ULM	*c	3	2	0	0	0	0	0	2	0	0	0	0	0	0	1	4	1	1	.304
Mar 22	TROY	*c	3	0	0	0	0	0	0	1	0	1	0	0	0	0	3	14	0	0	.292
Mar 23	TROY	*c	5	2	4	2	0	0	1	0	0	0	0	0	0	0	0	9	1	0	.325
Mar 24	TROY	*c	4	1	1	0	0	0	0	1	0	0	0	0	0	0	0	7	1	0	.321
Mar 26	at UNC Wilmington	ph/c	1	0	0	0	0	0	0	0	0	0	0	0	0	0	1	2	0	1	.317
Mar 27	UNC WILMINGTON	*c	2	0	1	1	0	0	0	0	0	0	1	0	0	0	0	9	1	0	.321
Mar 29	ARKANSAS STATE	*c	3	1	2	2	0	0	1	0	0	0	1	0	0	0	0	10	0	1	.333
Mar 30	ARKANSAS STATE-1	*c	4	1	2	2	0	0	1	0	0	0	0	0	0	1	0	11	0	0	.341
Mar 30	ARKANSAS STATE-2	*c	2	1	1	1	0	0	1	2	0	0	0	0	0	1	0	5	4	0	.344
Apr 02	at Illinois	*c	3	0	0	0	0	0	0	0	0	0	1	0	0	0	2	5	0	0	.333
Apr 03	at Illinois	*c	4	0	1	0	1	0	0	0	0	0	0	0	0	0	1	8	0	0	.330
Apr 06	at South Alabama	*c	4	2	2	4	0	0	2	1	0	0	0	0	0	0	1	6	1	0	.337
Apr 06	at South Alabama-2	*dh	3	0	0	0	0	0	0	1	0	0	0	0	0	0	1	0	0	0	.327
Apr 07	at South Alabama	*c	4	1	1	2	1	0	0	0	0	0	0	0	1	0	0	10	0	0	.324
Apr 10	at NC State	*c	4	0	0	0	0	0	0	1	0	0	0	0	0	0	0	14	0	0	.313
Apr 12	at Little Rock-1	*c	3	1	1	1	0	0	1	0	0	0	1	0	0	0	1	4	2	0	.314
Apr 12	at Little Rock-2	*c	3	0	0	0	0	0	0	0	0	0	0	0	0	0	0	5	1	0	.306
Apr 18	GEORGIA SOUTHERN	*c	2	0	0	0	0	0	0	1	0	0	0	0	0	0	1	7	1	0	.301
Apr 20	GEORGIA SOUTHERN	*c	2	1	0	1	0	0	0	2	0	0	0	0	0	0	0	8	2	0	.296
Apr 20	GEORGIA SOUTHERN	*c	4	2	2	1	2	0	0	0	0	0	0	0	1	0	1	9	0	0	.302
Apr 23	at North Carolina	*c	4	0	1	0	0	0	0	0	0	0	0	0	0	0	1	7	1	1	.301
Apr 26	at Georgia State	*c	1	1	0	1	0	0	0	1	0	0	1	0	0	0	0	4	0	0	.299
Apr 27	at Georgia State	*c	1	0	0	0	0	0	0	0	0	0	0	0	0	0	1	2	0	0	.296
May 03	LOUISIANA	*c	3	0	1	0	0	0	0	0	0	0	1	0	0	0	1	5	1	0	.297
May 04	LOUISIANA	*c	1	0	1	1	0	0	0	0	0	0	1	0	0	0	0	3	0	0	.302
May 10	at UT Arlington	*c	7	1	3	0	1	0	0	0	0	0	0	0	0	0	0	4	0	0	.308
May 12	at UT Arlington	*c	4	0	0	0	0	0	0	0	0	0	0	0	0	0	0	1	8	1	.300
May 14	CLEMSON	*c	3	0	0	0	0	0	0	0	0	0	0	0	0	0	0	9	0	0	.294
May 16	APPALACHIAN STATE	*c	2	1	1	2	0	0	0	0	0	0	1	0	0	0	0	8	0	0	.297
May 17	APPALACHIAN STATE	*c	0	1	0	0	0	0	0	2	0	0	1	0	0	0	0	6	0	1	.297
May 18	APPALACHIAN STATE	*c	3	1	1	2	1	0	0	1	0	0	0	0	1	1	0	10	0	0	.297
May 22	UT ARLINGTON	*c	3	1	2	1	0	0	0	0	0	0	0	2	0	0	1	9	0	0	.304
May 23	TEXAS STATE	*c	4	2	2	0	0	0	0	1	0	0	0	0	0	1	0	6	0	0	.309
May 24	UT ARLINGTON	*c	5	2	3	5	0	0	2	0	2	0	0	0	0	0	2	7	1	1	.318
May 25	ULM	*c	4	1	0	1	0	0	0	2	0	0	0	0	0	1	1	10	1	0	.310
May 25	ULM	*dh	4	2	2	2	0	0	0	0	0	0	0	0	0	0	1	0	0	0	.315
May 26	GEORGIA SOUTHERN	*c	4	1	3	1	1	0	0	1	0	0	0	0	0	0	1	11	2	0	.324
Totals		55gs	182	49	59	52	13	0	10	32	4	1	16	2	5	6	43	390	40	6	.324

CAREER STATS AT COASTAL CAROLINA

Year	avg	gp-gs	ab	r	h	2b	3b	hr	rbi	tb	slg%	bb	hbp	so	gdp	ob%	sf	sh	sb-att	po	a	e	fld%
2017	.222	28-17	54	13	12	3	0	5	14	30	.556	7	2	18	0	.323	2	1	1-1	125	8	3	.978
2018	.301	35-23	93	22	28	7	0	5	28	50	.538	6	8	28	0	.382	3	2	0-0	120	10	0	1.000
2019	.324	56-55	182	49	59	13	0	10	52	102	.560	32	16	43	6	.455	5	2	4-5	390	40	6	.986
TOTAL	.301	119-95	329	84	99	23	0	20	94	182	.553	45	26	89	6	.415	10	5	5-6	635	58	9	.987

PLAYER PROFILES • POSITION PLAYERS

#40 • MIKE KOENIG • INF

R/R • SR. • 5-10 • 190 • EUSTIS, FLA. (ST. JOHNS RIVER STATE COLLEGE)

	2019 SEASON HIGH	CAREER HIGH
Hits	3, (2 times) - last at UTA (5/10/19)	3, (3 times) - last at UTA (5/10/19)
Runs	3 at Georgia State (4/26/19)	3 at Georgia State (4/26/19)
RBI	4, (2 times) - last vs. App State (5/16/19)	4, (2 times) - last vs. App State (5/16/19)
Doubles	1, (6 times) - last at Georgia State (4/26/19)	2 vs. Texas State (3/24/18)
Triples	-	1 vs. Radford (3/4/18)
Home Runs	2 at UTA (5/10/19)	2 at UTA (5/10/19)
Stolen Bases	-	1 vs. Wake Forest (3/7/18)

Date	Opponent	Pos	AB	R	H	RBI	2B	3B	HR	BB	SB	CS	HBP	SAC	SF	GDP	K	PO	A	E	Avg
Feb 17	CAMPBELL	*dh	2	1	1	1	0	0	1	0	0	0	0	0	0	0	0	0	0	0	.500
Feb 19	at UNC Wilmington	*dh	2	0	1	2	1	0	0	0	0	0	0	0	0	0	1	0	0	0	.500
Feb 22	MICHIGAN STATE-1	2b	2	0	0	0	0	0	0	0	0	0	0	0	0	0	0	0	2	0	.333
Feb 22	MICHIGAN STATE-2	ph/3b	2	0	0	0	0	0	0	0	0	0	0	0	0	0	2	0	1	0	.250
Feb 27	at Charleston	*dh	1	1	1	0	0	0	1	0	0	0	0	0	0	0	0	0	0	0	.333
Mar 01	ILLINOIS	*dh	2	0	0	0	0	0	0	0	0	0	0	0	0	0	1	0	0	0	.273
Mar 03	INDIANA	*dh	1	1	0	0	0	0	0	0	0	0	1	0	0	0	0	0	0	0	.250
Mar 06	WAKE FOREST	*dh	1	0	0	1	0	0	0	0	0	0	0	0	1	0	0	0	0	0	.231
Mar 08	vs San Diego	*dh	3	0	0	0	0	0	1	0	0	0	0	0	0	0	1	0	0	0	.188
Mar 09	vs Washington	ph	0	0	0	0	0	0	1	0	0	0	0	0	0	0	0	0	0	0	.188
Mar 10	vs Oregon State	ph	1	0	0	0	0	0	0	0	0	0	0	0	0	0	0	0	0	0	.176
Mar 13	at Clemson	3b	0	0	0	0	0	0	0	0	0	0	0	0	0	0	0	0	0	0	.176
Mar 15	at ULM	2b	1	0	0	0	0	0	0	0	0	0	0	0	0	0	1	0	0	0	.167
Mar 16	at ULM	ph/dh	2	1	1	4	0	0	1	1	0	0	0	0	0	0	0	0	0	0	.200
Mar 17	at ULM	*3b	2	0	0	1	0	0	0	0	0	0	1	0	0	0	1	0	0	0	.182
Mar 22	TROY	3b	1	0	0	0	0	0	0	0	0	0	0	0	0	0	1	0	2	0	.174
Mar 23	TROY	*3b	3	1	0	0	0	0	1	0	0	0	0	0	0	0	0	1	1	0	.154
Mar 24	TROY	*3b	2	0	0	0	0	0	0	0	0	0	0	0	0	0	0	1	1	2	.143
Mar 26	at UNC Wilmington	3b	0	0	0	0	0	0	0	0	0	0	0	0	0	0	0	0	0	0	.143
Mar 27	UNC WILMINGTON	*3b	3	0	0	0	0	0	0	0	0	0	0	0	0	1	1	0	4	1	.129
Mar 30	ARKANSAS STATE-1	*3b	2	0	0	0	0	0	0	0	0	0	1	0	0	0	1	2	0	0	.121
Mar 30	ARKANSAS STATE-2	3b	3	0	0	0	0	0	0	1	0	0	0	0	0	0	1	1	2	0	.111
Apr 02	at Illinois	*3b	3	0	0	1	0	0	0	0	0	0	0	0	0	0	1	0	4	0	.103
Apr 03	at Illinois	*3b	3	0	0	1	0	0	0	0	0	0	0	0	0	1	0	0	2	0	.095
Apr 06	at South Alabama	*3b	4	0	0	0	0	0	0	0	0	0	1	0	0	0	0	1	1	0	.087
Apr 06	at South Alabama-2	*3b	3	0	0	0	0	0	0	0	0	0	0	0	2	1	0	0	0	0	.082
Apr 07	at South Alabama	*3b	3	2	2	3	1	0	1	1	0	0	0	0	1	0	0	2	4	1	.115
Apr 10	at NC State	*3b	3	0	0	0	0	0	0	0	0	0	0	0	0	0	2	1	1	0	.109
Apr 12	at Little Rock-1	*3b	3	0	1	0	1	0	0	0	0	0	0	0	0	0	0	0	1	0	.121
Apr 12	at Little Rock-2	*3b	2	0	0	0	0	0	0	0	0	0	0	0	0	0	0	0	1	0	.117
Apr 16	CHARLESTON	*3b	3	0	1	1	1	0	0	0	0	0	0	1	0	0	0	1	4	1	.127
Apr 18	GEORGIA SOUTHERN	*3b	3	0	2	0	0	0	0	0	0	0	0	0	0	0	0	0	1	0	.152
Apr 20	GEORGIA SOUTHERN	*3b	4	0	2	1	0	0	0	0	0	0	0	0	0	0	1	0	6	0	.171
Apr 20	GEORGIA SOUTHERN	*3b	3	0	0	0	0	0	0	0	0	0	0	1	0	0	2	1	0	1	.164
Apr 23	at North Carolina	*3b	2	0	1	0	1	0	0	0	0	0	1	0	0	0	0	1	0	0	.173
Apr 26	at Georgia State	*3b/2b	5	3	2	2	1	0	0	2	0	0	0	0	0	0	1	0	0	0	.188
Apr 27	at Georgia State	*3b	3	0	1	0	0	0	0	1	0	0	0	1	0	0	2	0	3	0	.193
Apr 28	at Georgia State	*3b	3	2	3	3	0	0	1	2	0	0	0	0	0	0	0	0	1	0	.221
May 03	LOUISIANA	*3b	3	0	0	0	0	0	0	0	0	0	0	0	0	0	1	1	2	0	.213
May 04	LOUISIANA	*3b	4	0	0	0	0	0	0	0	0	0	0	0	0	0	0	1	2	0	.204
May 05	LOUISIANA	*3b/2b	3	1	1	0	0	0	0	1	0	0	0	1	0	0	1	1	0	0	.208
May 10	at UT Arlington	*3b	5	2	3	3	0	0	2	1	0	0	0	0	0	1	0	2	2	1	.228
May 12	at UT Arlington	*3b	2	1	1	0	0	0	2	0	0	0	0	0	0	0	1	2	0	0	.233
May 14	CLEMSON	*3b	2	0	1	0	0	0	0	0	0	0	0	0	0	0	0	0	3	1	.238
May 16	APPALACHIAN STATE	*3b	3	1	1	4	0	0	1	0	0	0	0	0	0	0	1	1	0	0	.241
May 17	APPALACHIAN STATE	*3b	4	1	0	0	0	0	0	0	0	0	0	0	0	1	1	1	4	2	.232
May 22	UT ARLINGTON	*3b	3	0	1	0	0	0	0	0	0	0	0	0	0	0	0	0	1	1	.235
May 23	TEXAS STATE	3b	1	0	1	0	0	0	0	0	0	0	0	0	0	0	0	0	2	0	.241
May 24	UT ARLINGTON	*3b	4	0	1	0	0	0	0	1	0	0	0	0	0	1	0	1	3	0	.242
May 25	ULM	*3b	1	0	0	0	0	0	0	1	0	0	0	1	0	0	0	0	0	0	.240
May 25	ULM	*3b	2	1	2	1	0	0	2	0	0	0	0	0	0	0	0	1	1	1	.252
May 26	GEORGIA SOUTHERN	*3b	0	0	0	0	0	0	0	0	0	0	0	0	0	0	0	0	0	1	.252
Totals		41gs	123	19	31	29	6	0	7	20	0	0	4	6	2	7	24	21	66	13	.252

CAREER STATS AT COASTAL CAROLINA

Year	avg	gp-gs	ab	r	h	2b	3b	hr	rbi	tb	slg%	bb	hbp	so	gdp	ob%	sf	sh	sb-att	po	a	e	fld%
2018	.269	28-14	67	13	18	5	1	0	12	25	.373	10	0	18	0	.359	1	2	1-1	12	28	6	.870
2019	.252	52-41	123	19	31	6	0	7	29	58	.472	20	4	24	7	.369	2	6	0-0	21	66	13	.870
TOTAL	.258	80-55	190	32	49	11	1	7	41	83	.437	30	4	42	7	.366	3	8	1-1	33	94	19	.870

STARTING LINEUPS BY POSITION

Date	Opponent	No. (Time)	Record	C	1B	2B	3B	SS	LF	CF	RF	DH
2/15	VCU	1 (1)	1-0	Skeels	Biermann	Wood	Weisz	McKeon	Pearcey	Chavers	Rivers	Wright
2/16	Maryland	2 (1)	1-0	Riopelle	Biermann	Wood	Weisz	McKeon	Pearcey	Chavers	Rivers	Skeels
2/17	Campbell	3 (1)	1-0	Skeels	Biermann	Wood	Weisz	McKeon	Hyde	Chavers	Rivers	Koenig
2/19	at UNC Wilmington	4 (1)	1-0	Skeels	Biermann	Wood	Weisz	McKeon	Pearcey	Chavers	Rivers	Koenig
2/22	Michigan State [1]	1 (2)	2-0	Skeels	Biermann	Wood	Weisz	McKeon	Pearcey	Chavers	Rivers	Wright
2/22	Michigan State [2]	2 (1)	2-0	Riopelle	Biermann	Wood	Weisz	McKeon	Pearcey	Chavers	Rivers	Skeels
2/23	Kent State	5 (1)	1-0	Skeels	Biermann	Wood	Weisz	McKeon	Pearcey	Chavers	Rivers	Johnson
2/24	#21 NC State	1 (3)	2-1	Skeels	Biermann	Wood	Weisz	McKeon	Pearcey	Chavers	Rivers	Wright
2/27	at Col. of Charleston	4 (2)	1-1	Skeels	Biermann	Wood	Weisz	McKeon	Pearcey	Chavers	Rivers	Koenig
3/1	#25 Illinois	4 (3)	3-1	Skeels	Biermann	Wood	Weisz	McKeon	Pearcey	Chavers	Rivers	Koenig
3/2	UConn	5 (2)	2-0	Skeels	Biermann	Wood	Weisz	McKeon	Pearcey	Chavers	Rivers	Johnson
3/3	Indiana	4 (4)	3-1	Skeels	Biermann	Wood	Weisz	McKeon	Pearcey	Chavers	Rivers	Koenig
3/5	Wake Forest	2 (2)	2-0	Riopelle	Biermann	Wood	Weisz	McKeon	Pearcey	Chavers	Rivers	Skeels
3/6	Wake Forest	4 (5)	4-1	Skeels	Biermann	Wood	Weisz	McKeon	Pearcey	Chavers	Rivers	Koenig
3/8	vs. San Diego	4 (6)	4-2	Skeels	Biermann	Wood	Weisz	McKeon	Pearcey	Chavers	Rivers	Koenig
3/9	vs. Washington	6 (1)	1-0	Skeels	Biermann	Wood	Weisz	McKeon	Pearcey	Rivers	Wright	Johnson
3/10	vs. #1 Oregon State	6 (2)	1-0-1	Skeels	Biermann	Wood	Weisz	McKeon	Pearcey	Rivers	Wright	Johnson
3/13	at #18 Clemson	6 (3)	1-1-1	Skeels	Biermann	Wood	Weisz	McKeon	Pearcey	Rivers	Wright	Johnson
3/15	at ULM *	6 (4)	2-1-1	Skeels	Biermann	Wood	Weisz	McKeon	Pearcey	Rivers	Wright	Johnson
3/16	at ULM *	6 (5)	3-1-1	Skeels	Biermann	Wood	Weisz	McKeon	Pearcey	Rivers	Wright	Johnson
3/17	at ULM *	7 (1)	1-0	Callahan	Biermann	Wood	Koenig	McKeon	Pearcey	Rivers	Wright	Johnson
3/22	Troy *	8 (1)	1-0	Skeels	Biermann	Wood	Lucky	McKeon	Pearcey	Rivers	Wright	Chavers
3/23	Troy *	9 (1)	1-0	Skeels	Biermann	Wood	Koenig	McKeon	Pearcey	Rivers	Wright	Chavers
3/24	Troy *	10 (1)	0-1	Skeels	Biermann	Lucky	Koenig	McKeon	Pearcey	Rivers	Wright	Chavers
3/26	at UNC Wilmington	11 (1)	0-1	Callahan	Biermann	Wood	Lucky	McKeon	Pearcey	Rivers	Wright	Chavers
3/27	UNC Wilmington	9 (2)	2-0	Skeels	Biermann	Wood	Koenig	McKeon	Pearcey	Rivers	Wright	Chavers
3/29	Arkansas State *	8 (2)	1-1	Skeels	Biermann	Wood	Lucky	McKeon	Pearcey	Rivers	Wright	Chavers
3/30	Arkansas State *[1]	9 (3)	3-0	Skeels	Biermann	Wood	Koenig	McKeon	Pearcey	Rivers	Wright	Chavers
3/30	Arkansas State *[2]	8 (3)	1-2	Skeels	Biermann	Wood	Lucky	McKeon	Pearcey	Rivers	Wright	Chavers
4/2	at Illinois	9 (4)	3-1	Skeels	Biermann	Wood	Koenig	McKeon	Pearcey	Rivers	Wright	Chavers
4/3	at Illinois	9 (5)	3-2	Skeels	Biermann	Wood	Koenig	McKeon	Pearcey	Rivers	Wright	Chavers
4/6	at South Alabama * [1]	12 (1)	1-0	Skeels	Biermann	Wood	Koenig	McKeon	Pearcey	Chavers	Rivers	Wright
4/6	at South Alabama * [2]	13 (1)	0-1	Callahan	Biermann	Wood	Koenig	McKeon	Rivers	Chavers	Wright	Skeels
4/7	at South Alabama *	12 (2)	2-0	Skeels	Biermann	Wood	Koenig	McKeon	Pearcey	Chavers	Rivers	Wright
4/10	at #2 NC State	12 (3)	3-0	Skeels	Biermann	Wood	Koenig	McKeon	Pearcey	Chavers	Rivers	Wright
4/12	at Little Rock * [1]	12 (4)	3-1	Skeels	Biermann	Wood	Koenig	McKeon	Pearcey	Chavers	Rivers	Wright
4/12	at Little Rock * [2]	12 (5)	3-2	Skeels	Biermann	Wood	Koenig	McKeon	Pearcey	Chavers	Rivers	Wright
4/16	Col. of Charleston	14 (1)	0-1	Riopelle	Biermann	Wood	Koenig	McKeon	Pearcey	Chavers	Rivers	Wright
4/18	Georgia Southern *	12 (6)	3-3	Skeels	Biermann	Wood	Koenig	McKeon	Pearcey	Chavers	Rivers	Wright
4/20	Georgia Southern *[1]	12 (7)	4-3	Skeels	Biermann	Wood	Koenig	McKeon	Pearcey	Chavers	Rivers	Wright
4/20	Georgia Southern *[2]	12 (8)	4-4	Skeels	Biermann	Wood	Koenig	McKeon	Pearcey	Chavers	Rivers	Wright
4/23	at #15 North Carolina	12 (9)	4-5	Skeels	Biermann	Wood	Koenig	McKeon	Pearcey	Chavers	Rivers	Wright
4/27	at Georgia State *	12 (10)	5-5	Skeels	Biermann	Wood	Koenig	McKeon	Pearcey	Chavers	Rivers	Wright
4/28	at Georgia State *	12 (11)	6-5	Skeels	Biermann	Wood	Koenig	McKeon	Pearcey	Chavers	Rivers	Wright
4/29	at Georgia State *	15 (1)	0-1	Callahan	Biermann	Wood	Koenig	McKeon	Pearcey	Chavers	Rivers	Wright
5/3	Louisiana *	12 (12)	6-6	Skeels	Biermann	Wood	Koenig	McKeon	Pearcey	Chavers	Rivers	Wright
5/4	Louisiana *	12 (13)	6-7	Skeels	Biermann	Wood	Koenig	McKeon	Pearcey	Chavers	Rivers	Wright
5/5	Louisiana *	16 (1)	1-0	Riopelle	Biermann	Wood	Koenig	McKeon	Pearcey	Chavers	Hyde	Wright
5/10	at UTA *	17 (1)	1-0	Skeels	Biermann	Lucky	Koenig	McKeon	Pearcey	Chavers	Rivers	Wright
5/12	at UTA *	17 (2)	1-1	Skeels	Biermann	Lucky	Koenig	McKeon	Pearcey	Chavers	Rivers	Wright
5/14	Clemson	17 (3)	1-2	Skeels	Biermann	Lucky	Koenig	McKeon	Pearcey	Chavers	Rivers	Wright
5/16	Appalachian State *	12 (13)	7-6	Skeels	Biermann	Wood	Koenig	McKeon	Pearcey	Chavers	Rivers	Wright
5/17	Appalachian State *	12 (14)	7-7	Skeels	Biermann	Wood	Koenig	McKeon	Pearcey	Chavers	Rivers	Wright
5/18	Appalachian State *	18 (1)	1-0	Skeels	Biermann	Wood	Lucky	McKeon	Hyde	Chavers	Rivers	Wright
5/22	No. 4 UTA	12 (15)	7-8	Skeels	Biermann	Wood	Koenig	McKeon	Pearcey	Chavers	Rivers	Wright
5/23	No. 1 Texas State	18 (2)	2-0	Skeels	Biermann	Wood	Lucky	McKeon	Hyde	Chavers	Rivers	Wright
5/24	No. 4 UTA	19 (1)	1-0	Skeels	Biermann	Wood	Koenig	McKeon	Rivers	Hyde	Wright	Chavers
5/25	No. 10 ULM	19 (2)	2-0	Skeels	Biermann	Wood	Koenig	McKeon	Rivers	Hyde	Wright	Chavers
5/25	No. 10 ULM	20 (1)	1-0	Riopelle	Biermann	Wood	Koenig	McKeon	Rivers	Chavers	Wright	Skeels
5/26	No. 2 Georgia Southern	21 (1)	1-0	Skeels	Biermann	Wood	Koenig	McKeon	Rivers	Chavers	Wright	Johnson

STARTING LINEUPS BY BATTING ORDER

Date	Opponent	No. (Time)	Record	1	2	3	4	5	6	7	8	9
2/15	VCU	1 (1)	1-0	Wood	Pearcey	Biermann	Skeels	Chavers	Wright	Rivers	Weisz	McKeon
2/16	Maryland	2 (1)	1-0	Wood	Pearcey	Biermann	Skeels	Chavers	Rivers	Weisz	Riopelle	McKeon
2/17	Campbell	3 (1)	1-0	Wood	Hyde	Biermann	Skeels	Chavers	Rivers	Weisz	Koenig	McKeon
2/19	at UNC Wilmington	4 (1)	1-0	Wood	Pearcey	Biermann	Skeels	Chavers	Rivers	Weisz	Koenig	McKeon
2/22	Michigan State [1]	5 (1)	1-0	Wood	Pearcey	Biermann	Skeels	Chavers	Rivers	Wright	Weisz	McKeon
2/22	Michigan State [2]	6 (1)	1-0	Wood	Pearcey	Biermann	Skeels	Chavers	Rivers	Weisz	McKeon	Riopelle
2/23	Kent State	7 (1)	1-0	Wood	Pearcey	Biermann	Skeels	Chavers	Rivers	Johnson	Weisz	McKeon
2/24	#21 NC State	5 (2)	1-1	Wood	Pearcey	Biermann	Skeels	Chavers	Rivers	Wright	Weisz	McKeon
2/27	at Col. of Charleston	4 (2)	1-1	Wood	Pearcey	Biermann	Skeels	Chavers	Rivers	Weisz	Koenig	McKeon
3/1	#25 Illinois	8 (1)	1-0	Wood	Pearcey	Biermann	Skeels	Chavers	Rivers	Koenig	Weisz	McKeon
3/2	UConn	7 (2)	2-0	Wood	Pearcey	Biermann	Skeels	Chavers	Rivers	Johnson	Weisz	McKeon
3/3	Indiana	5 (3)	2-1	Wood	Pearcey	Biermann	Skeels	Chavers	Rivers	Weisz	Koenig	McKeon
3/5	Wake Forest	9 (1)	1-0	Wood	Pearcey	Biermann	Skeels	Chavers	Rivers	McKeon	Weisz	Riopelle
3/6	Wake Forest	10 (1)	1-0	Wood	Pearcey	Biermann	Skeels	Chavers	Rivers	McKeon	Koenig	Weisz
3/8	vs. San Diego	10 (2)	1-1	Wood	Pearcey	Biermann	Skeels	Chavers	Rivers	McKeon	Koenig	Weisz
3/9	vs. Washington	11 (1)	1-0	Wood	Pearcey	Biermann	Skeels	Johnson	Rivers	Wright	McKeon	Weisz
3/10	vs. #1 Oregon State	11 (2)	1-0-1	Wood	Pearcey	Biermann	Skeels	Johnson	Rivers	Wright	McKeon	Weisz
3/15	at #18 Clemson	12 (1)	0-1	Wood	Pearcey	Biermann	Skeels	Johnson	Rivers	McKeon	Wright	Weisz
3/15	at ULM *	11 (3)	2-0-1	Wood	Pearcey	Biermann	Skeels	Johnson	Rivers	Wright	McKeon	Weisz
3/16	at ULM *	13 (1)	1-0	Wood	Pearcey	Biermann	Skeels	Wright	Rivers	Johnson	McKeon	Weisz
3/17	at ULM *	14 (1)	1-0	Wood	Pearcey	Wright	Biermann	Rivers	Johnson	McKeon	Koenig	Callahan
3/22	Troy *	15 (1)	1-0	Wood	Pearcey	Wright	Biermann	Skeels	Chavers	Rivers	Lucky	McKeon
3/23	Troy *	16 (1)	1-0	Wood	Pearcey	Wright	Biermann	Rivers	Chavers	Skeels	Koenig	McKeon
3/24	Troy *	17 (1)	0-1	McKeon	Wright	Biermann	Skeels	Chavers	Rivers	Lucky	Koenig	Pearcey
3/26	at UNC Wilmington	18 (1)	0-1	Wood	McKeon	Wright	Biermann	Rivers	Chavers	Lucky	Pearcey	Callahan
3/27	UNC Wilmington	16 (2)	2-0	Wood	Pearcey	Wright	Biermann	Rivers	Chavers	Skeels	Koenig	McKeon
3/29	Arkansas State *	19 (1)	0-1	Wood	Pearcey	Wright	Biermann	Rivers	Chavers	Skeels	Lucky	McKeon
3/30	Arkansas State * [1]	20 (1)	1-0	Wood	Pearcey	Wright	Rivers	Biermann	Skeels	Chavers	McKeon	Koenig
3/30	Arkansas State * [2]	21 (1)	0-1	Wood	McKeon	Wright	Rivers	Biermann	Skeels	Chavers	Pearcey	Lucky
4/2	at Illinois	22 (1)	0-1	Wood	Wright	Rivers	Biermann	Skeels	Chavers	McKeon	Koenig	Pearcey
4/3	at Illinois	23 (1)	0-1	McKeon	Wood	Rivers	Wright	Skeels	Biermann	Pearcey	Chavers	Koenig
4/6	at South Alabama * [1]	24 (1)	1-0	Wood	Pearcey	Wright	Biermann	Rivers	Chavers	Skeels	McKeon	Koenig
4/6	at South Alabama * [2]	25 (1)	0-1	Wood	Wright	Rivers	Chavers	Skeels	Biermann	McKeon	Callahan	Koenig
4/7	at South Alabama *	26 (1)	1-0	Wood	Pearcey	Wright	Rivers	Chavers	Skeels	Biermann	McKeon	Koenig
4/10	at #2 NC State	26 (2)	2-0	Wood	Pearcey	Wright	Rivers	Chavers	Skeels	Biermann	McKeon	Koenig
4/12	at Little Rock * [1]	26 (3)	2-1	Wood	Pearcey	Wright	Rivers	Chavers	Skeels	Biermann	McKeon	Koenig
4/12	at Little Rock * [2]	26 (4)	2-2	Wood	Pearcey	Wright	Rivers	Chavers	Skeels	Biermann	McKeon	Koenig
4/16	Col. of Charleston	27 (1)	0-1	Wood	Pearcey	Wright	Rivers	Chavers	Biermann	McKeon	Riopelle	Koenig
4/18	Georgia Southern *	28 (1)	0-1	Wood	Pearcey	Wright	Chavers	Rivers	Biermann	Skeels	McKeon	Koenig
4/20	Georgia Southern * [1]	26 (5)	3-2	Wood	Pearcey	Wright	Rivers	Chavers	Skeels	Biermann	McKeon	Koenig
4/20	Georgia Southern * [2]	26 (6)	3-3	Wood	Pearcey	Wright	Rivers	Chavers	Skeels	Biermann	McKeon	Koenig
4/23	at #15 North Carolina	26 (7)	3-4	Wood	Pearcey	Wright	Rivers	Chavers	Skeels	Biermann	McKeon	Koenig
4/26	at Georgia State *	26 (8)	4-4	Wood	Pearcey	Wright	Rivers	Chavers	Skeels	Biermann	McKeon	Koenig
4/27	at Georgia State *	26 (9)	5-4	Wood	Pearcey	Wright	Rivers	Chavers	Skeels	Biermann	McKeon	Koenig
4/28	at Georgia State *	29 (1)	0-1	Wood	Pearcey	Wright	Rivers	Chavers	Biermann	McKeon	Koenig	Callahan
5/3	Louisiana *	26 (10)	5-5	Wood	Pearcey	Wright	Rivers	Chavers	Skeels	Biermann	McKeon	Koenig
5/4	Louisiana *	26 (11)	5-6	Wood	Pearcey	Wright	Rivers	Chavers	Skeels	Biermann	McKeon	Koenig
5/5	Louisiana *	27 (1)	1-0	Wood	Pearcey	Wright	Biermann	Hyde	Chavers	McKeon	Riopelle	Koenig
5/10	at UTA *	28 (1)	1-0	Chavers	Pearcey	Wright	Skeels	Biermann	Rivers	McKeon	Lucky	Koenig
5/12	at UTA *	28 (2)	1-1	Chavers	Pearcey	Wright	Skeels	Biermann	Rivers	McKeon	Lucky	Koenig
5/14	Clemson	28 (3)	1-2	Chavers	Pearcey	Wright	Skeels	Biermann	Rivers	McKeon	Lucky	Koenig
5/16	Appalachian State *	20 (2)	2-0	Wood	Pearcey	Wright	Rivers	Biermann	Skeels	Chavers	McKeon	Koenig
5/17	Appalachian State *	26 (12)	5-7	Wood	Pearcey	Wright	Rivers	Chavers	Skeels	Biermann	McKeon	Koenig
5/18	Appalachian State *	29 (1)	1-0	Wood	Wright	Skeels	Biermann	Rivers	Chavers	McKeon	Lucky	Hyde
5/22	No. 4 UTA	30 (1)	0-1	Wood	Rivers	Wright	Skeels	Biermann	Chavers	McKeon	Koenig	Pearcey
5/23	No. 1 Texas State	31 (1)	1-0	Wood	Rivers	Wright	Skeels	Biermann	Chavers	McKeon	Lucky	Hyde
5/24	No. 4 UTA	32 (1)	1-0	Wood	Rivers	Wright	Biermann	Skeels	Chavers	McKeon	Koenig	Hyde
5/25	No. 10 ULM	32 (2)	2-0	Wood	Rivers	Wright	Biermann	Skeels	Chavers	McKeon	Koenig	Hyde
5/25	No. 10 ULM	33 (1)	1-0	Wood	Rivers	Wright	Biermann	Skeels	Chavers	McKeon	Koenig	Riopelle
5/26	No. 2 Georgia Southern	34 (1)	1-0	Wood	Rivers	Wright	Biermann	Skeels	Chavers	McKeon	Johnson	Koenig

2019 COASTAL CAROLINA BASEBALL ROSTER

No.	Name	Year	Position	B/L	Height	Weight	Hometown/High School (Previous)
1	Cory Wood	Jr.	INF/OF	L/R	5-9	180	Raleigh, N.C./Sanderson
2	Jake Wright	R-So.	OF	L/L	5-9	195	Chester, S.C./Chester (Seminole State College of Florida)
3	Parker Chavers	"CHAY-vers"	So.	OF	L/R	5-11	185 Montgomery, Ala./ Loveless Academic Magnet Program
5	Kieton Rivers	Sr.	OF	R/R	5-11	190	Suffolk, Va./Nansemond River
6	Cameron Pearcey	R-Jr.	OF	R/R	5-9	180	Bradenton, Fla./Lakewood Ranch
7	Keaton Weisz	"WHYZ"	R-Jr.	INF	R/R	5-8	155 Poway, Calif./La Jolla Country Day (Auburn)
8	Alaska Abney	Fr.	RHP	R/R	6-1	190	Lawrenceville, Ga./Mill Creek
10	Scott McKeon	Jr.	INF	R/R	6-0	180	Raleigh, N.C./Millbrook (Brunswick CC)
11	Jakob Mattos	"Matt-os"	Fr.	RHP/INF	R/R	5-10	175 Hudson, Fla./J.W. Mitchell
12	Nick Lucky	Fr.	INF	L/R	6-0	185	Denver, Pa./Cocalico
13	Shaddon Peavyhouse	So.	RHP	R/R	6-2	200	Jonesborough, Tenn./Unicoi County
17	Jared Johnson	R-So.	OF	L/R	5-10	200	Garland, Texas /Wylie (North Arkansas)
18	Scott Kobos	"Ko-boes"	R-Jr.	LHP	L/L	6-2	200 Charlotte, N.C./Myers Park (St. Johns River State College)
19	Walt Richardson	Fr.	INF	R/R	5-11	195	Aynor, S.C./Aynor
20	Davie Inman	R-Jr.	RHP	R/R	6-1	190	Terre Haute, Ind./West Vigo (Florida Southwestern State College)
21	Dylan Gentry	So.	LHP	L/L	6-0	190	Danielsville, Ga. / Madison County
23	Turner Buis	"Buy-us"	R-Sr.	OF	L/R	5-11	200 Fullerton, Calif./Fullerton Union (Cal State Fullerton)
24	Morgan Hyde	Jr.	OF	R/R	5-10	150	Evans, Ga./Thomson (USC-Salkehatchie)
25	B.T. Riopelle	"Rye-o-pell"	Fr.	C	L/R	6-0	195 Marietta, Ga /Lassiter
26	Garrett McDaniels	Fr.	LHP	L/L	6-0	170	Nichols, S.C./Pee Dee Academy
27	Dallas Callahan	Fr.	C	L/R	5-11	200	Duncan, S.C./Byrnes
29	Zach Biermann	"beer-man"	Sr.	1B/DH	L/L	6-3	225 West Bend, Wis./West Bend East (Polk State College)
30	Matt Eardensohn	"erd-IN-son"	Sr.	RHP	R/R	6-3	190 Omaha, Neb./Millard West (Iowa Western CC)
31	Bobby Holmes	R-Sr.	RHP	R/R	6-2	180	Athens, Ga./Oconee County
32	Anthony Veneziano	"va-nee-z-ee-ah-no"	Jr.	LHP	L/L	6-5	205 Hackettstown, N.J./Warren Hills
33	Jon-Mitchell Carter	Fr.	OF	L/R	6-1	180	Hamer, S.C./Dillon
34	Jay Causey	R-Jr.	LHP	L/L	6-4	225	Conway, S.C./Conway (Florence-Darlington Technical College)
35	Jacob Maton	"may-tawn"	Fr.	RHP	R/R	6-1	180 Chatham, Ill./Chatham Glenwood
36	Kyle Skeels	"skEELZ"	R-Jr.	C	R/R	6-2	250 Langhorne, Pa./Neshaminy
37	Nick Parker	Fr.	RHP	R/R	5-11	190	York, Pa./Dallastown Area
38	Kiernan Higgins	R-Fr.	RHP	R/R	6-3	200	Buffalo, N.Y./Bishop Timon - St. Jude
39	Zach McCambley	So.	RHP	L/R	6-1	205	Mount Pocono, Pa./Pocono Mountain East
40	Mike Koenig	"Ko-nig"	Sr.	INF	R/R	5-10	190 Eustis, Fla./Eustis (St. Johns River State College)
41	Trevor Damron	So.	LHP	R/L	6-0	185	Amherst, Ohio/Firelands
47	Austin Kitchen	R-Jr.	LHP	L/L	6-1	210	Pittsburgh, Pa./Mount Lebanon

ALPHABETICAL	
No.	Name
8	Alaska Abney
29	Zach Biermann
23	Turner Buis
27	Dallas Callahan
33	Jon-Mitchell Carter
34	Jay Causey
3	Parker Chavers
41	Trevor Damron
30	Matt Eardensohn
21	Dylan Gentry
38	Kiernan Higgins
31	Bobby Holmes
24	Morgan Hyde
20	Davie Inman
17	Jared Johnson
47	Austin Kitchen
18	Scott Kobos
40	Michael Koenig
12	Nick Lucky
35	Jacob Maton
11	Jakob Mattos
39	Zach McCambley
26	Garrett McDaniels
10	Scott McKeon
37	Nick Parker
6	Cameron Pearcey
13	Shaddon Peavyhouse
19	Walt Richardson
25	B.T. Riopelle
5	Kieton Rivers
36	Kyle Skeels
32	Anthony Veneziano
7	Keaton Weisz
1	Cory Wood
2	Jake Wright

COACHES & STAFF

Head Coach: #14 Gary Gilmore (Coastal Carolina, '80), 24th season at CCU

Associate Head Coach: #9 Kevin Schnall (Coastal Carolina, '01), 16th season at CCU

Assistant Coach: #22 Drew Thomas (Illinois State, '98), 13th season at CCU

Volunteer Assistant Coach: #4 Matt Schilling (Coastal Carolina, '94), 12th season at CCU

Director of Baseball Operations: Chad Oxendine (Coastal Carolina, '04), 3rd season at CCU

Video Coordinator: Tucker Frawley

Speed, Strength and Conditioning: Nick White

Athletic Trainer: Barry Lippman

Equipment Manager: Aaron Greenberg


Student Managers: Mickey Beach, Garrett Briant, Bobby Floyd, Conrad Felks



CHANTICLEERS TV/RADIO CHART



#8 ALASKA ABNEY
Fr. • RHP • R/R
6-1 • 190
Lawrenceville, Ga.



#29 ZACH BIERMANN
Sr. • 1B/DH • L/L
6-3 • 225
West Bend, Wis.



#23 TURNER BUIS
R-Sr. • OF • L/R
5-11 • 200
Fullerton, Calif.



#27 DALLAS CALLAHAN
Fr. • C • L/R
5-11 • 200
Duncan, S.C.



#33 JON-MITCHELL CARTER
Fr. • OF • L/R
6-1 • 180
Hamer, S.C.



#34 JAY CAUSEY
R-Jr. • LHP • L/L
6-4 • 225
Conway, S.C.




#3 PARKER CHAVERS
So. • OF • L/R
5-11 • 185
Montgomery, Ala.



#41 TREVOR DAMRON
So. • LHP • R/L
6-0 • 185
Amherst, Ohio



#30 MATT EARDENSOHN
Sr. • RHP • R/R
6-3 • 190
Omaha, Neb.



#21 DYLAN GENTRY
So. • LHP • L/L
6-0 • 190
Danielsville, Ga.




#38 KIERNAN HIGGINS
R-Fr. • RHP • R/R
6-3 • 200
Buffalo, N.Y.



#31 BOBBY HOLMES
R-Sr. • RHP • R/R
6-2 • 180
Athens, Ga.



#24 MORGAN HYDE
Jr. • OF • R/R
5-10 • 150
Evans, Ga.



#20 DAVIE INMAN
R-Jr. • RHP • R/R
6-1 • 190
Terre Haute, Ind.



#17 JARED JOHNSON
R-So. • OF • L/R
5-10 • 200
Garland, Texas



#47 AUSTIN KITCHEN
R-Jr. • LHP • L/L
6-1 • 210
Pittsburgh, Pa.



#18 SCOTT KOBOS
R-Jr. • LHP • L/L
6-2 • 200
Charlotte, N.C.



#40 MIKE KOENIG
Sr. • INF • R/R
5-10 • 190
Eustis, Fla.



#12 NICK LUCKY
Fr. • INF • L/R
6-0 • 185
Denver, Pa.



#35 JACOB MATON
Fr. • RHP • R/R
6-1 • 180
Chatham, Ill.



#11 JAKOB MATTOS
Fr. • RHP/INF • R/R
5-10 • 175
Hudson, Fla.



#39 ZACH MCCAMBLEY
So. • RHP • L/R
6-1 • 205
Mount Pocono, Pa.



#26 GARRETT MCDANIELS
Fr. • LHP • L/L
6-0 • 170
Nichols, S.C.



#10 SCOTT MCKEON
Jr. • INF • R/R
6-0 • 180
Raleigh, N.C.



#37 NICK PARKER
Fr. • RHP • R/R
5-11 • 190
York, Pa.



#6 CAMERON PEARCEY
R-Jr. • OF • R/R
5-9 • 180
Bradenton, Fla.



#13 SHADDON PEAUVHOUSE
So. • RHP • R/R
6-2 • 200
Jonesborough, Tenn.



#19 WALT RICHARDSON
Fr. • INF • R/R
5-11 • 195
Aynor, S.C.



#25 B.T. RIOPELLE
Fr. • C • L/R
6-0 • 195
Marietta, Ga.



#5 KIETON RIVERS
Sr. • OF • R/R
5-11 • 190
Suffolk, Va.



#36 KYLE SKEELS
R-Jr. • C • R/R
6-2 • 250
Langhorne, Pa.



#32 ANTHONY VENEZIANO
Jr. • LHP • L/L
6-5 • 205
Hackettstown, N.J.



#7 KEATON WEISZ
R-Jr. • INF • R/R
5-8 • 150
Poway, Calif.



#1 CORY WOOD
Jr. • INF/OF • L/R
5-9 • 180
Raleigh, N.C.



#2 JAKE WRIGHT
R-So. • OF • L/L
5-9 • 195
Chester, S.C.