

THE MATCHUP

2019 SEC TOURNAMENT

MAY 21-26, 2019 | HOOVER METROPOLITAN STADIUM (10,800) | HOOVER, ALA. | TV: SEC NETWORK

#9 TENNESSEE VOLUNTEERS (38-18, 14-16 SEC)



#8 AUBURN TIGERS (32-23, 14-16 SEC)



Head Coach:
Tony Vitello
Record at UT:
67-45 (2nd year)
Career Record:
Same
Highest Ranking:
No. 21 (USA Today)



Head Coach:
Butch Thompson
Record at AU:
135-105 (4th year)
Career Record:
174-117 (5th year)
Highest Ranking:
RV (USA Today/NCBWA)

TEAM STATS

	No.	SEC	NCAA
Batting Average:	.267	8	144
Runs:	356	9	56
Hits:	491	11	123
Home Runs:	49	11	75
Stolen Bases:	102	1	19
ERA:	3.57	5	21
WHIP:	1.20	3	8
Fielding Pct:	.980	3	12

*Rankings as of 5/20/19

TEAM STATS

	No.	SEC	NCAA
Batting Average:	.263	10	175
Runs:	320	10	112
Hits:	499	9	107
Home Runs:	39	13	128
Stolen Bases:	59	8	109
ERA:	4.46	10	97
WHIP:	1.44	11	102
Fielding Pct:	.973	8	79

*Rankings as of 5/20/19

STARTING PITCHERS

TENNESSEE

RHP Garrett Stallings (8-3, 3.12 ERA)

AUBURN

LHP Elliott Anderson (5-2, 4.13 ERA)

TENNESSEE STAT LEADERS

BATTING AVG:	Alerick Soularie - .365	WINS:	Garrett Stallings - 8
HITS:	Andre Lipcius - 66	ERA (30 IP):	Redmond Walsh - 1.33
RUNS:	A. Lipcius/Soularie - 49	SAVES:	Redmond Walsh - 9
HOME RUNS:	Andre Lipcius - 16	INNINGS PITCHED:	Garrett Stallings - 92.1
RBI:	Andre Lipcius - 56	STRIKEOUTS:	Garrett Stallings - 98
STOLEN BASES:	Jay Charleston - 38	OPP AVG (30 IP):	Camden Sewell - .176

SERIES HISTORY: TENNESSEE - AUBURN

Overall: Auburn leads, 95-39

In Knoxville: Auburn leads, 40-20

In Auburn: Auburn leads, 55-19

At Neutral Sites: N/A

Last Meeting: March 17, 2019 in Auburn (L, 5-3)

Last Five Meetings (1-4)

Date	Result	Location
3/17/19	Tennessee 0, Auburn 2	Auburn
3/16/19	Tennessee 2, Auburn 5	Auburn
3/15/19	Tennessee 3, Auburn 5	Auburn
4/15/17	Tennessee 1, Auburn 8	Knoxville
4/14/17	Tennessee 5 , Auburn 4	Knoxville

KEY STORYLINES

LEADING OFF

TOURNEY TIME!

Tennessee kicks off its postseason run against Auburn in the opening round of the SEC Tournament on Tuesday. The game will be the first meeting between the two teams in the SEC Tournament.

SERIES HISTORY:

Auburn has controlled the all-time series with UT, posting a 95-39 record against the Vols. The Tigers swept UT in Auburn to open SEC play back in mid-March.

LAST TIME OUT:

The Vols won their final series of the regular season, taking two of three games at home against No. 15 Ole Miss. Tennessee shut out the Rebels 7-0 in the opener to post their 10th shutout of the year, tying the program record.

QUICK HITTERS

ALL-SEC FOR ALERICK:

Alerick Soularie earned first-team All-SEC honors after an impressive debut season on Rocky Top. The sophomore finished in the top three in the league in batting average, slugging and OBP.

HEY HOOVER, WE'RE BACK!:

The Vols are making their first trip to the SEC Tournament since 2016 after finishing third in the Eastern Division, their highest finish in the division since 2005 (second).

PROGRAM MILESTONES:

Tennessee's 38 total wins and 14 SEC victories are both the most since 2005, the last year UT advanced to the NCAA Tournament. The Vols made their fourth and most recent College World Series appearance that season as well.

BROADCAST INFO

TV / STREAM:

SEC Network

TALENT:

Tom Hart | PxP
Kyle Peterson | Analyst
Todd Walker | Analyst
Kris Budden | Field Reporter



RADIO:

Vol Radio Network
WNML (FM 99.1 / AM 990)
UTSports.com | Online

TALENT:

John Wilkerson

LIVE STATS:

SECSports.com

2019 SCHEDULE

RECORD

38-18

SEC	14-16
NON-CONFERENCE	24-2
HOME	27-9
AWAY	7-9
NEUTRAL	4-0
STREAK	L1

DATE	OPPONENT (TV)	TIME/RESULT
2/15	Appalachian State	W, 6-0
2/16	Appalachian State	W, 2-0
2/17	Appalachian State	W, 3-0
2/19	Northern Kentucky	W, 18-0
2/22	Indiana	W, 5-1
2/23	Indiana	W, 11-0
2/24	Indiana	W, 5-3
2/26	Liberty	W, 7-1
2/27	Middle Tennessee	W, 2-0
3/1	vs. Louisiana Monroe ¹	W, 7-2
3/2	vs. North Florida ¹	W, 10-2
3/2	vs. Western Kentucky ¹	W, 6-3 (7)
3/5	vs. Troy ²	W, 11-2
3/8	Fresno State	W, 8-3
3/9	Fresno State	W, 13-9
3/10	Fresno State	L, 10-7
3/12	UNC Asheville	W, 8-4
3/13	UNC Asheville	W, 7-2
3/15	@ #15 Auburn*	L, 2-0
3/16	@ #15 Auburn* (SECN)	L, 5-2
3/17	@ #15 Auburn*	L, 5-3
3/19	@ ETSU	W, 5-1
3/22	#24 South Carolina*	W, 15-5
3/23	#24 South Carolina*	L, 3-2
3/24	#24 South Carolina*	W, 6-3
3/26	ETSU	L, 6-5
3/29	@ #4 Vanderbilt*	L, 4-2
3/30	@ #4 Vanderbilt* (SECN)	L, 10-4
3/31	@ #4 Vanderbilt* (SECN)	W, 7-6
4/2	Belmont (SECN)	W, 6-2
4/5	#5 Mississippi State*	L, 6-3 (11)
4/6	#5 Mississippi State*	W, 2-1
4/7	#5 Mississippi State*	L, 7-5
4/9	Lipscomb	W, 11-2
4/11	#2 Georgia* (SECN)	W, 2-0
4/12	#2 Georgia*	W, 3-0
4/13	#2 Georgia*	L, 7-1
4/16	Morehead State	W, 3-1
4/18	@ Kentucky*	W, 4-2
4/19	@ Kentucky*	W, 16-1
4/20	@ Kentucky*	W, 8-2
4/23	Gardner-Webb	W, 5-0
4/26	@ #6 Arkansas*	L, 11-9
4/27	@ #6 Arkansas*	L, 15-3
4/28	@ #6 Arkansas* (SECN)	L, 4-3 (10)
5/3	#25 Missouri*	W, 11-5
5/4	#25 Missouri* (SECN)	L, 6-2
5/5	#25 Missouri*	L, 10-8
5/7	Austin Peay	W, 9-4
5/10	@ Florida*	L, 10-9
5/11	@ Florida* (SECN)	W, 8-7
5/12	@ Florida*	W, 5-4
5/14	Tennessee Tech	W, 15-10
5/16	#15 Ole Miss* (SECN)	W, 7-0
5/17	#15 Ole Miss*	W, 7-5
5/18	#15 Ole Miss* (SECN)	L, 5-4
5/21	Auburn ³ (SECN)	5:30 p.m.

* Southeastern Conference game
1 - Cox Diamond Invitational (Pensacola, Fla.)
2 - Hoover Classic (Hoover, Ala.)
3 - SEC Tournament (Hoover, Ala.)

All times Eastern & Subject to Change

SOCIAL MEDIA:



@VOL_BASEBALL



TENNESSEE BASEBALL

MEDIA INFORMATION

CREDENTIALS

Media credentials will be issued to members of the working media only. Children and other non-workers will be prohibited. Requests for credentials should be made by calling or emailing **Sean Barows** at least one day in advance of each home game or series. All credentials not picked up at the Media Relations Office will be left at the ticket will call window at the entrance of the stadium.

INTERVIEWS

Tennessee Head Coach **Tony Vitello** is available to meet working members of the media following each game at Lindsey Nelson Stadium. Media members are not permitted in the locker room or clubhouse area at anytime.

Interviews with visiting team members may also be done on the field, subject to the policy of the visiting team's media relations representative.

PHOTOGRAPHERS

Media credentials are required for all photographers and television media.

Photo decks are located atop the stairwells behind the first- and third-base lines. There are also field-level photo wells at the far end of each dugout. Both still and television photographers are welcome to shoot from these locations. Television crews are welcome to film from the mezzanine level underneath the press box.

Photographers *will not* be permitted in or between the dugouts and may not use the weight room to change locations.

PRESS BOX

The Lindsey Nelson Stadium press box is for working members of the media only. The press box includes space for working members of the press, official and visiting scorers, public address announcer and scoreboard operator. Also located on the press level are two radio booths and a television/VIP booth. Admission to the press box is by credential only.

Updated cumulative statistics, game notes and scorecards, along with team rosters, will be available in the press box at each home game. A final box score will be compiled and distributed at the completion of each game.

An official scorer is assigned to all home games, and **Sean Barows** will keep the media informed of all scoring decisions, notable facts and records.

INTERNET

High-speed wireless Internet is available in the Lindsey Nelson Stadium press box, including both radio booths and the television booth. There also are a limited number of DSL connections available for use by the media in the press box and phone lines for dial-up access are available as well.

MEDIA RELATIONS INFORMATION

Overnight Mail Address
1551 Lake Loudoun Blvd.
Anderson Training Center, Ground Floor
Knoxville, TN 37996

Sean Barows
Assistant Director of Media Relations

Office Phone: 865-974-7478
Cell: 561-312-9432
Fax: 865-974-8875
Email: sbarows@utk.edu

FOLLOW ONLINE

Website
UTSports.com/baseball
Twitter
@Vol_Baseball
Facebook
Facebook.com/VolBaseball
Instagram
Vol_Baseball

2019 TENNESSEE NUMERICAL ROSTER

No.	Name	Pos.	Cl.	B/T	Ht.	Wt.	Hometown/Previous School
1	Alerick Soularie	OF/INF	So.	R/R	6-0	185	Houston, Texas/San Jacinto CC
4	Jay Charleston	OF/INF	Jr.	R/R	5-10	170	Longwood, Fla./Lake Brantley
5	Zach Daniels	OF	So.	R/R	6-1	190	Stockbridge, Ga./Eagles Landing Christian
6	Evan Russell	OF	So.	R/R	5-11	190	Lexington, Tenn./Scotts Hill HS
7	Jake Rucker	INF	Fr.	R/R	6-1	178	Greenbrier, Tenn./Pope John Paul II
8	Christian Scott	OF	Fr.	L/L	5-10	168	Clarksville, Tenn./Rossvie HS
9	Justin Ammons	OF	Jr.	L/R	5-10	180	Memphis, Tenn./Bartlett HS
10	Pete Derkay	UTL	Jr.	L/R	5-11	210	Acworth, Ga./Allatoona HS
11	Will Heflin	LHP	Jr.	L/L	5-11	165	Morristown, Tenn./Morristown West
12	Ricky Martinez	INF	Jr.	R/R	6-0	175	Pflugerville, Texas/Grayson College
13	Andre Lipcius	INF	Jr.	R/R	6-1	190	Williamsburg, Va./Lafayette
14	Austin Knight	INF	Fr.	R/R	6-1	180	Jacksonville, Fla./The Bolles School
15	Will Neely	RHP	Sr.	R/R	5-11	155	Knoxville, Tenn./Hardin Valley Academy
16	Camden Sewell	RHP	Fr.	L/R	6-5	184	Cleveland, Tenn./Cleveland
17	Connor Pavolony	C	Fr.	R/R	6-0	190	Woodstock, Ga./River Ridge
18	Chase Wallace	RHP	So.	R/R	6-2	195	Sevierville, Tenn./Sevier County
19	Landon Gray	C	Jr.	L/R	6-0	207	Granbury, Texas/Weatherford College
20	Tanner Kohlhepp	INF/RHP	Fr.	L/R	6-3	212	Eau Claire, Wis./Eau Claire Memorial
21	Trey Lipscomb	INF/RHP	Fr.	S/R	6-3	190	Frederick, Md./Urbana
25	Zach Linginfelter	RHP	Jr.	L/R	6-5	220	Sevierville, Tenn./Sevier County
27	Garrett Stallings	RHP	Jr.	R/R	6-2	200	Chesapeake, Va./Grassfield
28	Elijah Pleasants	RHP	Fr.	R/R	6-5	177	Clarksville, Tenn./Rossvie
29	Daniel Vasquez	RHP	R-Jr.	R/R	5-10	175	El Cajon, Calif./Granite Hill
30	Andrew Schultz	RHP	Jr.	R/R	6-4	195	Alpharetta, Ga./Greater Atlanta Christian
31	Caleb Pearson	RHP	Fr.	R/R	6-1	200	Brentwood, Tenn./Brentwood
32	Sean Hunley	RHP	So.	R/R	6-4	220	Mount Juliet, Tenn./Mount Juliet
34	Garrett Crochet	LHP	So.	L/L	6-5	210	Ocean Springs, Miss./Ocean Springs
35	Nico Mascia	INF	R-Jr.	S/R	5-10	200	Knoxville, Tenn./Farragut
36	Matthew Ellis	C	Fr.	L/R	6-4	227	Waddy, Ky./Shelby County
37	Richard Jackson	RHP	R-Sr.	R/R	5-11	185	Atlanta, Ga./Woodward Academy
38	Paul Komistek	OF	Fr.	R/R	6-2	200	Knoxville, Tenn./Farragut
40	Luc Lipcius	INF	Jr.	L/L	6-2	215	Williamsburg, Va./Lafayette
42	Max Ferguson	INF	Fr.	L/R	6-1	175	Atlantic Beach, Fla./The Bolles School
45	Chase Silseth	RHP	Fr.	R/R	6-0	200	Farmington, N.M./Piedra Vista
46	Redmond Walsh	LHP	R-So.	L/L	5-11	155	Louisville, Tenn./Alcoa

COACHING & SUPPORT STAFF

Head Coach: Tony Vitello (Missouri, '02)

Record at Tennessee (Years): 67-45 (2nd)

Overall Record (Years): Same

Assistant Coach: Frank Anderson (2nd Season)

Assistant Coach: Josh Elander (2nd Season)

Assistant Coach: Ross Kivett (2nd Season)

Director of Operations: Chad Zurcher (4th Season)

S&C Coach: Quentin Eberhardt (2nd Season)

Athletic Trainer: Jeff Wood (19th Season)

PRONUNCIATION GUIDE

Garrett Crochet	(crow-SHAY)
Tanner Kohlhepp	(cole-HEP)
Paul Komistek	(COM-is-tech)
Andre Lipcius	(lip-see-us)
Luc Lipcius	(lip-see-us)
Nico Mascia	(NEEK-oh MAH-sha)
Connor Pavolony	(PAV-oh-lone-ee)
Camden Sewell	(SUE-uhl)
Chase Silseth	(SILL-seth)
Alerick Soularie	(AL-er-rick so-LAR-ee)
Daniel Vasquez	(vas-KEZ)

QUICK FACTS

GENERAL UNIVERSITY INFO

Location:	Knoxville, Tenn.
Founded:	1794
Enrollment:	28,894
Conference:	Southeastern (SEC)
Nickname:	Volunteers (Vols)
Colors:	Orange (PMS 151) and White
Mascot:	Smoky (a Bluetick Coonhound)
Interim President:	Randy Boyd
Interim Chancellor:	Wayne T. Davis
Director of Athletics:	Phillip Fulmer
Faculty Athletics Rep:	Dr. Donald Bruce

BASEBALL HISTORY

First Year of Baseball:	1897
All-Time Overall Record:	2,070-1,621-14
All-Time Collegiate Record:	2,070-1,618-14
All-Time SEC Record:	746-907-1
SEC Regular-Season Championships (Last):	3 (1995)
Eastern Division Championships (Last):	6 (1997)
SEC Tournament Championships (Last):	3 (1995)

SEC Tournament Appearances (Last):	15 (2016)
Regional Appearances (Last):	9 (2005)
Super Regional Appearances (Last):	2 (2005)
CWS Appearances (Last):	4 (2005)

TEAM INFO

2018 Record:	29-27
Home/Away/Neutral:	21-15/8-12/0-0
2018 SEC Record (Finish):	12-18 (t-12th/t-6th East)
Home/Away:	9-6/3-12
Final National Rankings:	
RPI:	75
USA Today Coaches:	NR
D1Baseball:	NR
Baseball America:	NR
Perfect Game:	NR
Collegiate Baseball:	NR
NCBWA:	NR
Positional Starters Returning/Lost:	6/3
Pitchers Returning/Lost:	11/4
Letterwinners Returning/Lost:	19/10
Newcomers:	16

NUMBERS TO KNOW

16

Andre Lipcius' 16 home runs rank second in the SEC and are the most in a single season by a UT player since **Cody Hawn** blasted 22 back in 2009.

38

UT's 38 victories this season are the most wins by the Vols in a single season since winning 46 games back in 2005, the last time they reached the NCAA Tournament.

503

The Vols' pitching staff has racked up 503 strikeouts this year, the most in a season since 2005 when they struck out a school record 568 batters and reached the CWS.

ROUNDING THE BASES

SCOUTING REPORT: AUBURN

- 2018 Record: 43-23 (15-15 SEC)
- 2018 Postseason: NCAA Gainesville Super Regional (1-2)
- Auburn finished sixth in the SEC Western Division after being picked to finish fourth in the division in the SEC Preseason Coaches' Poll.
- The Tigers are coached by Butch Thompson, who is in his fourth season leading the program. He has led AU to a 135-105 record since taking over as head coach in October of 2015.
- Auburn enters the tournament as the No. 8 seed after posting a 14-16 record in conference play. The Tigers posted just four wins over their final 12 conference games after securing 10 victories in their first 18 SEC contests.
- Edouard Julien leads the Tigers with eight homers and 45 RBI while Connor Davis leads the team with a .298 batting average and 61 hits.
- Freshman Ryan Bliss finished the season strong and ranks second on the team with a .277 batting average to go along with 10 stolen bases.
- The duo of Tanner Burns and Jack Owen have paced the Tigers' pitching staff this season with four wins apiece. Owen leads the team with a 2.37 ERA while Burns isn't far behind at 2.80. Burns' 95 strikeouts lead the team and are tied for ninth in the SEC.

TENNESSEE IN THE SEC TOURNAMENT

- This will be Tennessee's 16th appearance in the SEC Tournament and first since 2016.
- The Vols will be looking for their first victory in the conference tournament since a 6-4 win over Vanderbilt back in 2007.
- UT holds a 25-24 record in the SEC Tournament and has won three tournament titles (1993, 1994, 1995).
- Tennessee's .510 winning percentage in the SEC Tournament is seventh-highest among current members of the league.
- Since winning three consecutive tournament titles in the 1990s, the Vols are just 4-15 in their last 19 SEC Tournament games.

ALL ABOUT ANDRE

- **Andre Lipcius** is having a career year for the Vols. The junior leads the team and ranks second in the SEC with 16 home runs this season. His 16 homers are the most by a UT player since **Cody Hawn** had 22 in 2009.
- Lipcius is tied for seventh in the SEC with 56 RBI this season while leading the team with six homers and 24 RBI in conference play.
- The Williamsburg, Va., native was named SEC Player of the Week last Monday. He is the first Vol to earn SEC Player of the Week honors since Nick Senzel in May of 2016.
- Lipcius has displayed a significant increase in his power numbers this season, setting career highs in doubles (15), homers (16) and RBI (56).
- He is the first UT player to have 50-plus RBI in a season since **Nick Senzel** (59), **Vincent Jackson** (57) and **Jordan Rodgers** (56) all did it in 2016.
- Lipcius leads the Vols with 31 extra-base hits, 19 multi-hit games and 16 multi-RBI games.
- Lipcius has also hit two grand slams this year. He is the first Vol to hit two grand slams in a season since **Blake Forsythe** in 2010.

BASE THIEVES

- Tennessee has been one of the country's most effective teams at stealing bases this season. UT's 102 steals are tied for first in the SEC and rank 19th in the country.
- The Vols have more than doubled the amount of stolen bases they had last year (47) and have swiped more bags than any Tennessee team in the last 14 years. The 2005 CWS team was the last team to steal more bases in a season (113).
- The Big Orange stole 13 bases in last Tuesday's win over Tennessee Tech, one shy of tying the single-game program record of 14 set back in 1990.
- **Jay Charleston** (38) and **Justin Ammons** (20) rank first and fourth in the SEC in steals this season.
- Charleston stole a career-high five bases last Tuesday, one away from tying the program record. His 38 steals this season rank eighth in the nation.
- Charleston moved into fifth place on the Vols' all-time steals list last week, passing Will Maddox (60). The Longwood, Fla., native now has 64 career steals and also moved into a tie for 10th on the UT's single-season steals list last week (38).
- Charleston is 23 stolen bases away from tying Clay Greene (87) for fourth on the Vols' career list.

THE BATS ARE HOT

- Tennessee's offense has been red hot over the past month, scoring 133 runs (7.4 per game) over the last 18 games.
- In that span, the Vols have scored five or more runs 13 times while scoring double-digit runs seven times.
- **Andre Lipcius** has been UT's hottest hitter in that span, blasting eight homers and driving in 21 runs.

SEC POSTSEASON HONORS

- Tennessee had two players earned SEC postseason honors this season in sophomore outfielder **Alerick Soularie** and junior pitcher **Garrett Stallings**.
- Soularie was a first-team All-SEC selection while Stallings was named the SEC Scholar Athlete of the Year and also earned a spot on the SEC All-Defensive Team.
- Stallings is just the third player in program history to earn SEC Scholar Athlete of the Year honors and the second in as many years after **Nico Mascia** won the award in 2018.

GLOVE WORK

- UT's biggest area of improvement this season has come on defense.
- The Big Orange are third in the SEC and rank 12th in the country with a .980 fielding percentage. Last year, the Vols finished 140th in the nation and 13th in the SEC with a .970 fielding percentage.
- The Vols have not committed an error in 16 of their last 27 games and have committed one or fewer errors in 46 of their 56 games this season.

RALLY VOLS

- The Vols have made a habit of coming back in games this season.
- Tennessee has rallied to win nine games this year in which it has trailed entering the fifth inning or later, including three of its last six games.

RECORD BREAKDOWN

	Overall	SEC
Overall	38-18	14-16
Home	27-9	8-7
Away	7-9	6-9
Neutral	4-0	--
Non-Conference	24-2	--
vs. Ranked Opponent	9-15	9-15
Day Games	16-9	5-8
Night Games	22-9	9-8
vs. Left-Handed Starter	11-6	5-5
vs. Right-Handed Starter	27-12	9-11
1-Run Games	4-5	4-4
2-Run Games	7-6	3-6
5+ Run Games	18-3	5-3
Extra Innings	0-2	0-2
Shutouts	10-1	3-1
Scoring 0-2 Runs	4-6	2-6
Scoring 3-5 Runs	9-8	3-7
Scoring 6-9 Runs	15-4	6-3
Scoring 10+ Runs	10-0	3-0
Opp. 0-2 Runs	24-1	7-1
Opp. 3-5 Runs	10-6	5-6
Opp. 6-9 Runs	3-5	2-4
Opp. 10+ Runs	1-6	0-5
Score in 1st Inning	17-8	8-7
Opp. Score in 1st Inning	10-6	4-5
Score First	27-10	11-9
Opp. Score First	11-8	3-7
After 6 Innings:		
Leading	36-3	12-3
Trailing	2-12	2-11
Tied	0-3	0-3
After 7 Innings:		
Leading	35-3	11-3
Trailing	2-14	2-12
Tied	0-1	0-1
After 8 Innings:		
Leading	37-1	13-1
Trailing	0-16	0-14
Tied	0-1	0-1
Hit 0 Home Runs	17-7	8-7
Hit 1 Home Run	11-10	2-9
Hit 2+ Home Runs	10-1	4-0
Opp. 0 Home Runs	22-5	7-5
Opp. 1 Home Run	8-3	2-2
Opp. 2+ Home Runs	8-10	5-9
Made 0 Errors	19-9	8-7
Made 1 Error	13-5	5-5
Made 2+ Errors	6-4	1-4
Opp. 0 Errors	11-5	5-4
Opp. 1 Error	13-8	6-8
Opp. 2+ Errors	14-5	2-4
Out-Hit Opp.	24-3	6-3
Out-Hit by Opp.	8-14	5-12
Hits are tied	6-1	3-1
BY MONTH		
February	9-0	--
March	12-8	3-6
April	10-6	6-6
May	7-4	5-4
BY UNIFORM		
Pinstripes	13-1	4-1
Orange Top/White Pants	13-6	5-5
Cream	4-5	1-4
Smokey Grey	5-4	1-4
Grey Top/Pinstripe Pants	3-2	3-2

ROUNDING THE BASES

DYNAMIC DUO

- The duo of **Andre Lipcius** and **Alerick Soularie** in the middle of the Vols' lineup has been a nightmare for opposing pitchers this season.
- With 16 and 11 homers, respectively, Lipcius and Soularie give Tennessee multiple players with double-digit home runs for the first time since 2010 when **Blake Forsythe** had 15, **Cody Hawn** had 14 and **P.J. Polk** had 12.
- Lipcius and Soularie also rank first and second on the team in hits, runs, RBI, slugging percentage and total bases.
- They have been UT's top two runs producers in SEC play with 24 and 22 RBI, respectively, while combining for 101 total RBI between them over all games this season.
- Soularie has reached base in 21 straight games and has a hit in 15 of his last 16 games while Lipcius has multiple hits in six of his last nine games.

SEC EAST SUCCESS

- The Vols wrapped up the SEC East portion of their schedule by taking two of three games from Florida in Gainesville two weeks ago.
- Tennessee went 11-7 against SEC East opponents this season, its first winning record against divisional foes since going 8-7 back in 2010.

NON-CONFERENCE DOMINANCE

- Tennessee finished the non-conference portion of its schedule with a 15-10 victory over Tennessee Tech last Tuesday night to improve to 24-2 in non-SEC games this season.
- The 24 non-conference regular-season wins are the most since the program posted 30 in 2000.
- The Vols also went 13-1 in midweek games this year, outscoring opponents by a 112-36 margin.

BIG-TIME BULLPEN

- After giving up four runs late in last Friday's loss to Florida, the Vols' bullpen bounced back in a big way on Saturday and Sunday to help Tennessee win the series.
- UT's relievers did not allow a run and gave up just six hits in seven innings over the final two games of the series.
- True freshman right hander **Camden Sewell** threw two shutout innings on Saturday to earn his first-career save while the duo of **Richard Jackson** and **Sean Hunley** combined to shut down the Gators' potent lineup on Sunday.
- Jackson threw 1.1 scoreless innings to earn his first-career win while Hunley slammed the door with 3.0 shutout frames to pick up his first save.
- For the season, Tennessee's relievers have a 2.85 ERA and have 241 strikeouts compared to just 90 walks in 224.0 innings pitched.

PITCHING PROWESS

- All season long, the Vols still have had one of the nation's premier pitching staffs.
- Tennessee enters the SEC Tournament ranked seventh in strikeout-to-walk ratio (3.07), sixth in walks allowed per nine innings (2.97), eighth in WHIP (1.20) and 21st in team ERA (3.57).
- UT has allowed two or fewer runs 25 times this season and owns a 24-1 record when doing so.
- With a 7-0 victory over Ole Miss last Thursday, the Vols posted their 10th shutout of the year, tying the program's single-season record set back in 1994. They are tied with UCLA for the most shutouts in the nation this season.
- Weekend starters **Garrett Stallings** and **Zach Linginfelter** have both posted career highs in wins with eight and six, respectively.

PLAYING (AND BEATING) THE BEST

- Tennessee has played the third toughest schedule in the country according to the NCAA strength of schedule rankings.
- Tennessee has posted nine wins over ranked opponents this season, including four victories over top-10 teams, the most in a season since 2016.
- Four of the Vols last eight SEC opponents were ranked in the top 10.
- Tennessee started its league slate with five consecutive series against ranks teams.
- The Vols played 30 regular-season games against teams that made the NCAA tournament last year.
- UT also played 19 games against opponents that advanced to the NCAA Super Regionals in 2018 and nine against teams that went to the College World Series.

TOTAL TRANSFORMATION FOR STALLINGS

- Junior **RHP Garrett Stallings** completely transformed his game this offseason and has developed into UT's unquestioned ace this season.
- The Chesapeake, Va., native set new career bests in wins (eight), ERA (3.12), strikeouts (98) and innings pitched (92.1) this season. His 98 Ks lead the team and rank sixth in the SEC.
- For reference, Stallings had just had just 37 strikeouts in 78.2 innings pitched (4.2 K/9 Inn) last season and just 76 total punchouts in 148.2 innings (4.6 K/9 Inn) over his first two collegiate seasons.
- Stallings' single-game career high in strikeouts entering the season was six. He has posted seven or more strikeouts in 10 of his 14 starts this year, including nine at Florida on May 10 to set a new career high for an SEC game.
- Stallings leads the league in innings pitched (92.1), complete games (2), strikeout-to-walk ratio (7.54) and walks allowed per nine innings (1.27).

SLAMMING THE DOOR

- **LHP Redmond Walsh** has emerged as UT's closer in the back end of the bullpen.
- The Louisville, Tenn., native is tied for fifth in the SEC with nine saves this season.
- Walsh has not allowed a run in 21 of his 25 appearances this season and has 44 strikeouts compared to just 11 walks in 40.2 innings pitched this season.
- Walsh has set career bests in wins (one), ERA (1.33), appearances (25), saves (nine), innings pitched (40.2), strikeouts (44) and opponent batting average (.228) this season.
- The redshirt sophomore set new careers highs in strikeouts (five) and innings pitched (5.1) in a 4-3 loss to then No. 6 Arkansas on April 28.

SOULARIE STANDING OUT

- **Alerick Soularie** has been a force at the plate and in the field for Tennessee this season, earning first-team All-SEC honors.
- The sophomore JUCO transfer leads the team and ranks third in the SEC with a .365 batting average.
- Soularie also ranks second in the SEC in on-base percentage (.472) and third in slugging percentage (.635).
- Soularie batted .429 with a homer and four RBI in UT's series win at Florida and followed that up with two hits and three RBI in last Tuesday's midweek win over Tennessee Tech.
- The Houston, Texas native has at least one hit in 15 of his last 16 games and has reached base in 47 of his last 48 games.
- Soularie has also been a phenomenal defensive player for UT, making a handful of web gems this season in the outfield and infield.

NCAA/SEC LEADERS

NCAA (Top 50) | SEC (Top 10)

Category	Player (Value)	NCAA	SEC
Batting Avg.	Alerick Soularie (.365)	--	3
Doubles	Ricky Martinez (17)	--	10
Home Runs	Andre Lipcius (16)	27	2
RBI	Andre Lipcius (56)	--	7
On-Base Pct	Alerick Soularie (.472)	--	2
Slugging Pct	Alerick Soularie (.635)	--	3
	Andre Lipcius (.600)	--	7
Stolen Bases	Jay Charleston (38)	8	1
	Justin Ammons (20)	--	4
Sac Flies	Evan Russell (6)	34	4
Sac Bunts	Landon Gray (7)	--	3
	Jake Rucker (6)	--	7
Total Bases	Andre Lipcius (129)	47	5
Games Started	Zach Linginfelter (15)	8	1
	Garrett Stallings (14)	22	3
CG	Garrett Stallings (2)	35	1
Saves	Redmond Walsh (9)	--	5
Strikeouts	Garret Stallings (98)	45	6
K/9 Inn.	Garrett Crochet (10.98)	--	10
Walks/9 Inn.	Garret Stallings (1.27)	12	1
K/BB Ratio	Garrett Stallings (7.54)	6	1
Wins	Garrett Stallings (8)	33	5

PITCHER SPOTLIGHT

#27 GARRETT STALLINGS | RHP

Garrett Stallings has been the ace of Tennessee's pitching staff all year long and proved it again last Thursday against No. 15 Ole Miss. The junior right hander threw his second complete-game shutout of the season, holding the Rebels to just four hits while striking out seven batters and issuing zero walks. Stallings retired the side in order five times in the game and helped lead the Vols to their 10th shutout of the year, tying the program record that was set back in 1994.

Stallings was named SEC Co-Pitcher of the Week, becoming just the third player in program history to earn conference pitcher of the week honors twice in the same season, joining **James Adkins** (2007) and **Luke Hochevar** (2005).

SEASON STATS:

14 GS | 8-3 | 3.12 ERA | 2 CG | 2 SHO | 92.1 IP | 37 R | 32 ER | 13 BB | 98 K | .261 OPP AVG



ROUNDING THE BASES

CAN'T SCORE, CAN'T WIN

- Tennessee's pitching staff has been one of the best in the country all season long at keeping opponents off the scoreboard.
- The Vols recorded their 10th shut out of the year on last Thursday in a 7-0 victory over Ole Miss, tying the single-season program record set back in 1994.
- UT's 10 shutouts this season are tied for the most in Division I baseball with UCLA.
- The Vols shut out then No. 2 Georgia in each of the first two games of that series back in April.
- The back-to-back shutouts against UGA marked the first time the Vols have shut out an SEC opponent in back-to-back games since blanking South Carolina (8-0) and Georgia (11-0) in the SEC Eastern Division Tournament on May 19 and May 20, 1995.
- It was also just the second time in program history that UT has recorded consecutive shutouts in an SEC series. The first time was April 14-15, 1967 at Kentucky with wins of 7-0 and 2-0.
- The Vols started the season with four straight shutouts and 41.0 consecutive scoreless innings.

RUCKER RAKING

- Freshman **Jake Rucker** has quietly emerged as one of the Vols' top hitters this season, especially during conference play.
- Rucker ranks third on the team and is among the freshmen leaders in the conference with a .303 batting average in SEC play.
- Over UT's last 15 games, Rucker leads the team with seven doubles and ranks second on the team with a .357 batting average and 20 base hits.
- Rucker has a hit in 11 of his last 14 games with eight multi-hit games in that span.
- The Greenbrier, Tenn., native tied a career high with three hits and finished a home run short of the cycle in last Tuesday's win over Tennessee Tech.

SEC WEEKLY HONORS FOR VOLTS

- Tennessee has had three players earned weekly honors this season. **Andre Lipcius** was named SEC Player of the Week last Monday while **Garrett Stallings** and **Zach Linginfelter** have both been named SEC Pitcher of the Week this season.
- Stallings was named SEC Co-Pitcher of the Week this Monday after throwing his second complete-game shutout of the year in a win over Ole Miss last Thursday. He is just the third UT player to be named conference pitcher of the week twice in the same season, joining **James Adkins** (2007) and **Luke Hochevar** (2005).
- Lipcius was named player of the week last Monday after leading the Vols in almost every offensive category last week. He is the first Vol to garner player of the week honors since **Nick Senzel** in May of 2016.
- Stallings was named SEC Pitcher of the Week on April 15, after throwing his first-career complete-game shutout in UT's series-clinching win over No. 2 Georgia.
- Linginfelter was named SEC Pitcher of the Week on Feb. 25 after a dominant performance against Indiana on Feb. 23 when he had 13 strikeouts and gave up just two hits in six shutout innings.
- The honor marked the first time Linginfelter had earned SEC weekly honors and the first time a UT pitcher won the award since Bret Marks in 2015.

RECORD BREAKERS

- Tennessee has already set a handful of program records this season.
- UT's 15-0 start was the best in program history, surpassing the 2014 team's 12-0 start, while its 15-game win streak was tied for the second-longest in program history (1951, 1994, 1997, 2004).

- UT's 17-1 record was the best in program history entering conference play.
- The Vols did not allow a run over the first 41.0 innings of the season and had a 42.2 consecutive inning shutout streak dating back to last year, the longest such streak in program history.
- By holding their first four opponents scoreless this season, UT's 2019 squad is the first in program history to record four consecutive shutouts.

VOLTS IN THE POLLS

- Tennessee finished the regular season ranked in four of the six major college baseball polls.
- The Vols are No. 21 in the USA Today Coaches' Poll, No. 23 in the NCBWA Top 30, No. 24 in the Perfect Game Top 25 and No. 26 in the Collegiate Baseball News Top 30 .
- UT has played an impressive schedule and has racked up have 18 wins against teams in Top 50 of the RPI.

UT MILESTONES SET AT KENTUCKY

- Tennessee set a handful of milestones with its series sweep at Kentucky back in mid-April:
 - 1) First SEC road series win of Tony Vitello Era.
 - 2) First series sweep of Kentucky since 2004 and first series sweep in Lexington since 2001.
 - 3) First series sweep against an SEC team on the road since April 7-9, 2010 at Georgia.
 - 4) Third series sweep of the season, the most since also sweeping three opponents in 2014. Vols have swept Appalachian State, Indiana and Kentucky this year.
 - 5) Reached the 30-win mark for the first time since 2014 when the team finished with a 31-24 record. The 30 wins in 41 games is the fastest the program has reached the 30-win plateau since doing it in 39 games back in 2004.

BREAK OUT THE BEADS!

- When Tennessee hits a home run, watch for their Home Run Mardi Gras Beads!
- The Vols have blasted 49 homers this season, seven more than their season total from last year.
- **Andre Lipcius** leads the team and ranks second in the SEC with 16 homers, the most in a single season since **Cody Hawn** had 22 in 2009.
- **Alerick Soularie** has 11 home runs this year, giving the Vols multiple players with double-digit home runs for the first time since 2010 when they had three players finish with 10 or more jacks.
- The Big Orange busted out the big sticks in an 11-2 win over Lipscomb on April 9, blasting seven home runs to tie the program single-game record that was set way back on March 7, 1980 vs. Tennessee Tech.
- **Zach Daniels**, Lipcius and Soularie went back-to-back-to-back in the bottom of the first inning, marking the first time since April 3, 1996 against ETSU that a Tennessee team had done that.
- Tennessee had five different players go deep for the first time since April 16, 2010 at Mississippi State.
- Lipcius and Soularie both had a pair of home runs in the game, which is the first time that UT has had two players with multiple home runs in the same game since March 6, 2009 vs. Ohio (**Cody Hawn-3, Blake Forsythe-2**).

MR. SC TOP 10

- Tennessee center fielder **Jay Charleston** has been featured on SportsCenter's Top 10 Plays twice this season after incredible catches against Missouri and Florida.
- The speedy center fielder has played a major role in UT's impressive defensive improvement this year.

CAREER AWARDS/HONORS

- JUSTIN AMMONS • OF • JR**
 - Tony Gwynn Classic All-Tournament Team (2017)
- PETE DERKAY • UTL • JR**
 - Tony Gwynn Classic All-Tournament Team (2017)
- SEAN HUNLEY • RHP • SO**
 - Collegiate Baseball Newspaper Freshman All-American (2018)
 - TSWA Pitcher of the Week (March 21, 2018)
- RICHARD JACKSON • RHP • R-SR**
 - SEC Community Service Team (2018)
- ZACH LINGINFELTER • RHP • JR**
 - SEC Pitcher of the Week (Feb. 25, 2019)
- ANDRE LIPCIUS • INF • JR**
 - SEC Player of the Week (May 13, 2019)
 - Collegiate Baseball Newspaper Freshman All-American (2017)
 - SEC All-Freshmen Team (2017)
- NICO MASCIA • INF/DH • R-JR**
 - SEC Co-Scholar Athlete of the Year (2018)
 - 2018 CoSIDA Academic All-American (2nd Team)
 - 2018 CoSIDA Academic All-District 3 (1st Team)
- WILL NEELY • RHP • SR**
 - 2018 SEC All-Defensive Team
 - TSWA Pitcher of the Week (March 13, 2018)
- EVAN RUSSELL • DH/OF • SO**
 - 2019 CoSIDA Academic All-District 3 (1st Team)
- ALERICK SOULARIE • OF • SO**
 - First Team All-SEC (2019)
- GARRETT STALLINGS • RHP • JR**
 - SEC Scholar Athlete of the Year (2019)
 - SEC All-Defensive Team (2019)
 - SEC Co-Pitcher of the Week (May 20, 2019)
 - SEC Community Service Team (2019)
 - SEC Pitcher of the Week (April 15, 2019)
 - TSWA Pitcher of the Week (April 16, 2019)

PLAYER SPOTLIGHT

#13 ANDRE LIPCIUS | 3B

Andre Lipcius has been on a tear over the past few weeks, batting .361 with eight homers and 21 RBI over the team's past 18 games. Lipcius led the team with seven hits, five runs, two homers and five RBI last week as UT went 3-1 to finish out the regular season. The junior slugger has set career highs in doubles (15), home runs (16) and RBI (56) this season.



ROUNDING THE BASES

FLAME THROWER

- Tennessee reliever **Andrew Schultz** has 35 strikeouts in just 22.1 innings pitched this season.
- The junior flame thrower has been a key piece in UT's impressive bullpen this season after a couple of rocky seasons to start his collegiate career.
- Schultz set a new career high with six strikeouts versus South Carolina (3/24). He allowed just one hit and one walk in the outing.
- The Georgia native is one of the hardest throwers in college baseball with a fastball that has been clocked as high as 101 MPH this season.

NEWCOMERS MAKING AN IMPACT

- 13 newcomers have seen action for the Vols this season (10 freshmen & three JUCO transfers).
- Landon Gray** and **Connor Pavolony** have split time behind the plate while **Ricky Martinez**, **Jake Rucker** and **Max Ferguson** have all started games and seen significant playing time on the infield.
- Freshman **RHP Camden Sewell** is 4-1 with a 1.83 ERA this season in 18 appearances (four starts).
- Other impact freshmen include: **RHP Elijah Pleasants** (11 App, 11.0 IP, 2.45 ERA), **RHP Chase Silseth** (18 App, 2 GS, 1-1, 4.35 ERA, 24 K) and **OF Christian Scott** (17 GP, .346 AVG, 9 H, 3 2B, 1 RBI).

CALL TO ARMS

- The Vols came into the season with one of the most experienced pitching staffs in all of college baseball.
- Tennessee is the only Power 5 conference school to return every pitcher that recorded a win last season.
- UT is also the only school in the SEC to return every pitcher that recorded at least one start last season.
- UT's returning pitchers accounted for 92 percent of the team's strikeouts in 2018.
- The Vols' pitching staff threw six complete games last season, three more than anyone else in the league. **RHP Will Neely** finished tied for first in the conference with three complete games.

VOLS MAKE HISTORY VS. APP STATE

- Tennessee started its 2019 season with a bang by sweeping Appalachian State on Opening Weekend and made a little history in the process.
- With three shutouts in the series, the 2019 Vols became the first team in program history to sweep a three-game series without allowing a single run.
- It was also just the third time in program history that UT has recorded three consecutive shutouts. The other two times came in 1965 and 1916.

TENNESSEE DRAFT PROSPECTS

- The Vols have a handful of players on the team who are among some of the top MLB Draft prospects in the SEC and nationally.

D1Baseball.com Top 2019 Prospects (All Schools)

- No. 56 Andre Lipcius - INF
- No. 119 Garrett Stallings - RHP
- No. 138 Zach Linginfelter - RHP

D1Baseball.com Top 2020 Prospects (All Schools)

- No. 16 Garrett Crochet - LHP
- No. 48 Zach Daniels - OF

Baseball America Top 2019 Prospects (SEC Only)

- No. 17 Andre Lipcius - INF
- No. 29 Garrett Stallings - RHP
- No. 32 Zach Linginfelter - RHP

Baseball America Top 2020 Prospects (SEC Only)

- No. 11 Garrett Crochet - LHP
- No. 17 Zach Daniels - OF

MLB DRAFT PICKS ON CURRENT TEAM

- Tennessee boasts three players on the current roster that have been selected in the Major League Baseball Draft.

Player (Pos.)	Year	Rd.	Team
Zach Linginfelter (RHP)	2018	19	Washington
Elijah Pleasants (RHP)	2018	36	Kansas City
Landon Gray (C)	2017	38	Philadelphia
Zach Linginfelter (RHP)	2016	16	New York Yankees

VOLS IN THE MLB

- Tennessee had four former players that made 2019 Opening Day rosters.
- VFL **Nick Senzel** made his Major League debut for the Cincinnati Reds on May 3. In the weekend series against the Giants, Senzel tallied four hits and three solo home runs.
- VFL **Matt Ramsey** made his Major League debut on April 25 for the Las Angeles Angels, tossing one scoreless inning in a win over the Yankees.

VOLS ON CURRENT MLB ROSTERS

Player	Pos.	Team
Zack Godley	RHP	Arizona Diamondbacks
Yan Gomes	C	Washington Nationals
Nick Senzel	OF	Cincinnati Reds
Drew Steckenrider	RHP	Miami Marlins
Christin Stewart	OF	Detroit Tigers

SUMMER BALL SUCCESS

- A number of current Vols are coming off successful seasons on the Summer Ball circuit:
- INF Andre Lipcius:** Finished the regular season batting .313 with 15 extra-base hits and 27 RBIs for the Harwich Mariners in the Cape Cod League. Starred in the league's All-Star game and was named a Platinum Glove winner.
- RHP Garrett Stallings:** Was one of the top pitchers in the Cape Cod League this summer over his three starts, posting a 21-0 strikeout-to-walk ratio in 18 innings of work. Baseball America writer Teddy Cahill mentioned Stallings as one of the five pitchers in the Cape this summer that raised their profiles heading into the fall.
- OF Zach Daniels:** Was one of the top sluggers in the Northwoods League with seven homers and 43 RBI, earning a spot in the league's All-Star game. Daniels has been mentioned as a potential breakout player for the Vols next season by D1Baseball.com after his impressive summer with Kalamazoo.
- OF/INF Jay Charleston:** Batted .315 in 34 games played for the San Luis Obispo Blues in the California Collegiate League. Charleston had 14 multi-hit games, which included four three-hit performances and also stole 26 bases this summer after a break sophomore campaign last year for the Vols.
- LHP Redmond Walsh:** Posted a perfect 3-0 record and a 2.14 ERA while leading the Coastal Plain League with 75 strikeouts in 42.0 innings pitched this summer for the Forest City Owls. The lefty reliever also finished the season tied for fourth in the league with five saves.


ON DECK

- Following this week's SEC Tournament, the Vols will hope to hear their name called during the NCAA Tournament Selection Show on Monday, May 27 at noon ET on ESPNU.

HOME RUN TRACKER

Player	Opp. (Date)	Inn.	Type
Ammons (1)	App State (2/15)	B6	Solo
Russell (1)	App State (2/15)	B6	Solo
Russell (2)	App State (2/17)	B2	Solo
Gray (1)	App State (2/17)	B6	Solo
L. Lipcius (1)	Northern Ky. (2/19)	B5	2-Run
A. Lipcius (1)	Liberty (2/26)	B5	GS
A. Lipcius (2)	La. Monroe (3/1)	B3	2-Run
Soularie (1)	La. Monroe (3/1)	B8	Solo
L. Lipcius (2)	North Florida (3/2)	T2	Solo
L. Lipcius (3)	Western Ky. (3/2)	B2	3-Run
Soularie (2)	Fresno State (3/8)	B1	2-Run
Soularie (3)	Fresno State (3/9)	B3	2-Run
A. Lipcius (3)	Fresno State (3/9)	B4	GS
Soularie (4)	Fresno State (3/9)	B4	Solo
Ammons (2)	Fresno State (3/10)	B2	2-Run
A. Lipcius (4)	Fresno State (3/10)	B4	Solo
A. Lipcius (5)	UNC Asheville (3/12)	B5	Solo
Soularie (5)	UNC Asheville (3/12)	B5	Solo
Soularie (6)	UNC Asheville (3/13)	B7	2-Run
Derkay (1)	Auburn (3/16)	T2	Solo
Soularie (7)	Auburn (3/17)	T8	Solo
A. Lipcius (6)	S. Carolina (3/22)	B7	2-Run
Gray (2)	S. Carolina (3/22)	B8	Solo
Russell (3)	ETSU (3/26)	B1	3-Run
Ammons (3)	Vanderbilt (3/29)	T1	Solo
Pavolony (1)	Vanderbilt (3/30)	T9	Solo
Daniels (1)	Mississippi St. (4/7)	B6	2-Run
Daniels (2)	Lipscomb (4/9)	B1	Solo
A. Lipcius (7)	Lipscomb (4/9)	B1	Solo
Soularie (8)	Lipscomb (4/9)	B1	Solo
A. Lipcius (8)	Lipscomb (4/9)	B6	2-Run
Soularie (9)	Lipscomb (4/9)	B6	Solo
Gray (3)	Lipscomb (4/9)	B7	2-Run
Derkay (2)	Lipscomb (4/9)	B8	2-Run
Russell (4)	Georgia (4/13)	B9	Solo
Soularie (10)	Kentucky (4/18)	T8	2-Run
Derkay (3)	Kentucky (4/18)	T8	Solo
A. Lipcius (9)	Kentucky (4/19)	T1	2-Run
A. Lipcius (10)	Gardner-Webb (4/23)	B4	2-Run
A. Lipcius (11)	Arkansas (4/26)	T1	Solo
Daniels (3)	Arkansas (4/27)	T8	Solo
A. Lipcius (12)	Missouri (5/5)	B2	3-Run
A. Lipcius (13)	Austin Peay (5/7)	B6	Solo
A. Lipcius (14)	Florida (5/11)	T1	Solo
Soularie (11)	Florida (5/11)	T5	2-Run
Russell (5)	Florida (5/12)	T2	Solo
Martinez (1)	Florida (5/12)	T7	3-Run
A. Lipcius (15)	Tenn. Tech (5/14)	B7	2-Run
A. Lipcius (16)	Ole Miss (5/16)	B8	Solo

TOTAL (49)



FACELIFT FOR LINDSEY NELSON

Robert M. Lindsay Field had a serious makeover this offseason as the entire surface was removed and replaced with state-of-the-art artificial turf. A product of FieldTurf, a national leader in artificial turf, the surface is a brand new product that is unique to Lindsey Nelson Stadium.

SEC STANDINGS

EASTERN DIVISION

SCHOOL	CONF	OVERALL	PCT	HOME	ROAD	NEUTRAL	T25	STRK
Vanderbilt	23-7	45-10	.818	28-5	13-4	4-1	16-8	W5
Georgia	21-9	42-14	.750	28-3	13-10	1-1	13-6	W4
Tennessee	14-16	38-18	.679	27-9	7-9	4-0	7-14	L1
Missouri	13-16-1	34-21-1	.616	21-6	11-12-1	2-3	8-12-1	L4
Florida [^]	13-17	33-23	.589	26-11	6-12	1-0	8-15	W3
South Carolina	8-22	28-27	.509	18-15	7-11	3-1	8-15	W1
Kentucky	7-23	26-29	.473	16-15	10-14	0-0	4-22	L3

WESTERN DIVISION

SCHOOL	CONF	OVERALL	PCT	HOME	ROAD	NEUTRAL	T25	STRK
Arkansas [^]	20-10	40-15	.727	27-6	12-9	1-0	14-9	L2
Mississippi State [^]	20-10	45-11	.804	32-5	10-6	3-0	18-9	L1
LSU	17-13	34-22	.607	27-8	7-13	0-1	9-12	L1
Texas A&M	16-13-1	36-19-1	.652	23-10-1	10-9	3-0	11-10	W2
Ole Miss	16-14	33-23	.589	22-9	10-13	1-1	12-13	W1
Auburn	14-16	32-23	.582	23-10	9-12	0-1	10-15	W1
Alabama	7-23	30-26	.536	20-13	9-13	1-0	5-20	L3

[^] 2018 CWS Participant

Standings as of May 19

SEC PRESEASON POLL

TEAM POINTS

TEAM	POINTS
Eastern Division	
1. Vanderbilt (9)	87
2. Florida (4)	81
3. Georgia (1)	68
4. South Carolina	53
5. Tennessee	40
6. Kentucky	30
7. Missouri	26

TEAM	POINTS
Western Division	
1. LSU (10)	88
2. Ole Miss (1)	65
3. Arkansas (1)	59
4. Auburn (1)	57
5. Texas A&M (1)	48
6. Mississippi State	47
7. Alabama	21

First-place votes in parentheses

THIS WEEK IN THE SEC TOURNAMENT

TUESDAY (FIRST ROUND)

- #11 Florida vs. #6 Texas A&M - 10:30am (SECN)
- #10 Missouri vs. #7 Ole Miss - TBD (SECN)
- #9 Tennessee** vs. #8 Auburn - 5:30pm (SECN)
- #12 South Carolina vs. #5 LSU - TBD (SECN)

WEDNESDAY (SECOND ROUND)

- G1 Winner vs. #3 Georgia - 10:30am (SECN)
- G2 Winner vs. #2 Arkansas - TBD (SECN)
- G3 Winner vs. #1 Vanderbilt - 5:30pm (SECN)
- G4 Winner vs. #4 Mississippi State - TBD (SECN)

All times listed in EST

THURSDAY (THIRD ROUND)

- G5 Loser vs. G6 Loser - 10:30am (SECN)
- G7 Loser vs. G8 Loser - TBD (SECN)
- G5 Winner vs. G6 Winner - 5:30pm (SECN)
- G7 Winner vs. G8 Winner - TBD (SECN)

FRIDAY (FOURTH ROUND)

- G9 Winner vs. G11 Loser - 4pm (SECN)
- G10 Winner vs. G12 Loser - TBD (SECN)

SATURDAY (SEMIFINALS)

- G13 Winner vs. G11 Winner - 1pm (SECN)
- G14 Winner vs. G12 Winner - TBD (SECN)

SUNDAY (CHAMPIONSHIP GAME)

- G15 Winner vs. G16 Winner - 3pm (ESPN2)

UT IN THE POLLS

	USA TODAY	D1	BA	CB	NCBWA	PG
PRE	--	--	--	--	--	--
W2	--	--	--	--	--	--
W3	--	--	--	--	27	--
W4	21	25	--	24	22	--
W5	21	23	25	22	23	--
W6	22	--	--	--	27	--
W7	23	--	--	--	28	--
W8	RV	--	--	--	28	--
W9	RV	--	--	--	29	--
W10	22	25	--	--	22	25
W11	18	20	21	--	21	20
W12	23	--	--	--	24	25
W13	24	--	--	--	27	--
W14	RV	--	--	--	23	--
W15	21	--	--	26	TBA	24
W16						
W17						
W18						
FINAL						

NATIONAL POLLS

USA Today Coaches (5/20)		D1Baseball.com (As of 5/20)		Baseball America (5/20)		Collegiate Baseball (As of 5/20)		NCBWA (As of 5/13)		Perfect Game (As of 5/20)	
School	Record	School	Record	School	Record	School	Record	School	Record	School	Record
1. UCLA	45-8	1. UCLA	45-8	1. UCLA	45-8	1. UCLA	45-8	1. UCLA	41-8	1. UCLA	45-8
2. Vanderbilt	45-10	2. Vanderbilt	45-10	2. Vanderbilt	45-10	2. Vanderbilt	45-10	2. Vanderbilt	41-10	2. Vanderbilt	45-10
3. Mississippi State	45-11	3. Mississippi State	45-11	3. Stanford	39-10	3. Stanford	39-10	3. Stanford	37-9	3. Stanford	39-10
4. Stanford	39-10	4. Stanford	39-10	4. Arkansas	40-15	4. UC Santa Barbara	44-7	4. Mississippi State	42-10	4. Mississippi State	45-11
5. Arkansas	40-15	5. Arkansas	40-15	5. Mississippi State	45-11	5. Arkansas	40-15	5. Arkansas	39-13	5. East Carolina	42-13
6. Georgia	42-14	6. Georgia Tech	38-16	6. Georgia	42-14	6. Mississippi State	45-11	6. East Carolina	39-12	6. Arkansas	40-15
7. Louisville	43-13	7. Georgia	42-14	7. East Carolina	42-13	7. Louisville	43-13	7. Georgia Tech	35-15	7. UC Santa Barbara	44-7
8. Georgia Tech	38-16	8. East Carolina	42-13	8. Georgia Tech	38-16	8. Georgia	42-14	8. Texas Tech	34-14	8. Georgia Tech	38-16
9. East Carolina	42-13	9. Louisville	43-13	9. Texas Tech	36-15	9. East Carolina	42-13	9. Georgia	39-14	9. Georgia	42-14
10. Texas Tech	36-15	10. Texas Tech	36-15	10. Louisville	43-13	10. Oregon State	35-16-1	10. Louisville	40-12	10. Louisville	43-13
11. UC Santa Barbara	44-7	11. Oklahoma State	32-17	11. Oregon State	35-16-1	11. Georgia Tech	38-16	11. UC Santa Barbara	40-7	11. Texas Tech	36-15
12. Oregon State	35-16-1	12. Oregon State	35-16-1	12. UC Santa Barbara	44-7	12. Texas Tech	36-15	12. Oregon State	33-15-1	12. Oregon State	35-16-1
13. Oklahoma State	32-17	13. Texas A&M	36-19-1	13. NC State	41-15	13. Oklahoma State	32-17	13. Baylor	32-13	13. NC State	41-15
14. NC State	41-15	14. UC Santa Barbara	44-7	14. Miami	38-17	14. NC State	41-15	14. Oklahoma State	30-17	14. Miami	38-17
15. Texas A&M	36-19-1	15. NC State	41-15	15. Oklahoma State	32-17	15. Miami	38-17	15. Miami	36-15	15. Texas A&M	36-19-1
16. Miami	38-17	16. LSU	34-22	16. LSU	34-22	16. Baylor	33-15	16. Texas A&M	34-18-1	16. Oklahoma State	32-17
17. LSU	34-22	17. Miami	38-17	17. Texas A&M	36-19-1	17. North Carolina	38-17	17. North Carolina	36-15	17. West Virginia	34-18
18. Baylor	33-15	18. Baylor	33-15	18. Baylor	33-15	18. Central Michigan	43-12	18. NC State	39-14	18. LSU	34-22
19. North Carolina	38-17	19. West Virginia	34-18	19. West Virginia	34-18	19. Florida State	35-20	19. Ole Miss	32-20	19. Baylor	34-22
20. West Virginia	34-18	20. Illinois	36-17	20. Indiana	36-19	20. Arizona State	36-15	20. West Virginia	31-18	20. UC Irvine	34-16
21. Tennessee	38-18	21. Indiana	36-19	21. Ole Miss	33-23	21. LSU	34-22	21. LSU	31-21	21. North Carolina	38-17
22. Illinois	36-17	22. Ole Miss	33-23	22. Dallas Baptist	38-16	22. Indiana	36-19	22. Florida State	34-18	22. BYU	36-15
23. Ole Miss	33-23	23. North Carolina	38-17	23. Fresno State	35-14-1	23. Texas A&M	36-19-1	23. Tennessee	35-17	23. Illinois	36-17
24. Indiana	36-19	24. Dallas Baptist	38-16	24. BYU	36-15	24. West Virginia	34-18	24. Missouri	34-18-1	24. Tennessee	38-18
25. Dallas Baptist	38-16	25. Creighton	35-11	25. Creighton	35-11	25. Fresno State	35-14-1	25. Illinois	34-16	25. Dallas Baptist	38-16

GAME-BY-GAME STARTERS

OPPONENT	SP	C	1B	2B	3B	SS	LF	CF	RF	DH
Appalachian State	Stallings	Gray	L. Lipcius	Rucker	A. Lipcius	Martinez	Russell	Charleston	Ammons	Derkay
Appalachian State	Linginfelder	Pavolony	L. Lipcius	Rucker	A. Lipcius	Martinez	Russell	Charleston	Ammons	Derkay
Appalachian State	Neely	Gray	L. Lipcius	Rucker	A. Lipcius	Martinez	Russell	Charleston	Ammons	Soularie
Northern Kentucky	Hunley	Pavolony	L. Lipcius	Rucker	A. Lipcius	Knight	Russell	Charleston	Scott	Derkay
Indiana	Stallings	Gray	L. Lipcius	Rucker	A. Lipcius	Martinez	Russell	Charleston	Ammons	Derkay
Indiana	Linginfelder	Pavolony	L. Lipcius	Rucker	A. Lipcius	Martinez	Russell	Charleston	Ammons	Daniels
Indiana	Neely	Gray	L. Lipcius	Rucker	A. Lipcius	Martinez	Russell	Charleston	Ammons	Ferguson
Liberty	Hunley	Pavolony	L. Lipcius	Rucker	A. Lipcius	Martinez	Russell	Charleston	Ammons	Derkay
Middle Tennessee	Sewell	Gray	L. Lipcius	Rucker	A. Lipcius	Martinez	Russell	Charleston	Ammons	Soularie
Louisiana Monroe	Stallings	Gray	L. Lipcius	Rucker	A. Lipcius	Martinez	Russell	Charleston	Ammons	Soularie
North Florida	Linginfelder	Pavolony	L. Lipcius	Rucker	A. Lipcius	Martinez	Soularie	Charleston	Ammons	Russell
Western Kentucky	Neely	Gray	L. Lipcius	Rucker	A. Lipcius	Martinez	Soularie	Charleston	Ammons	Russell
Troy	Hunley	Pavolony	L. Lipcius	Rucker	A. Lipcius	Martinez	Soularie	Charleston	Ammons	Russell
Fresno State	Stallings	Gray	L. Lipcius	Rucker	A. Lipcius	Martinez	Soularie	Charleston	Ammons	Russell
Fresno State	Linginfelder	Pavolony	L. Lipcius	Rucker	A. Lipcius	Martinez	Soularie	Charleston	Ammons	Russell
Fresno State	Neely	Gray	L. Lipcius	Rucker	A. Lipcius	Martinez	Soularie	Charleston	Ammons	Russell
UNC Asheville	Hunley	Gray	Derkay	Charleston	A. Lipcius	Martinez	Soularie	Daniels	Ammons	Russell
UNC Asheville	Silseth	Pavolony	Ferguson	Soularie	A. Lipcius	Martinez	Russell	Charleston	Scott	Daniels
at Auburn	Stallings	Gray	Derkay	Rucker	A. Lipcius	Martinez	Soularie	Charleston	Ammons	Russell
at Auburn	Linginfelder	Pavolony	Derkay	Rucker	A. Lipcius	Martinez	Soularie	Charleston	Ammons	Daniels
at Auburn	Neely	Gray	Derkay	Ferguson	A. Lipcius	Martinez	Soularie	Charleston	Ammons	Russell
at ETSU	Silseth	Pavolony	Derkay	Ferguson	A. Lipcius	Martinez	Soularie	Charleston	Ammons	Mascia
South Carolina	Stallings	Gray	Derkay	Ferguson	A. Lipcius	Martinez	Soularie	Charleston	Ammons	Mascia
South Carolina	Linginfelder	Pavolony	Derkay	Ferguson	A. Lipcius	Martinez	Soularie	Charleston	Ammons	Mascia
South Carolina	Neely	Gray	Ferguson	Rucker	A. Lipcius	Martinez	Soularie	Charleston	Ammons	Russell
ETSU	Heflin	Pavolony	Ferguson	Rucker	A. Lipcius	Martinez	Soularie	Charleston	Scott	Russell
at Vanderbilt	Stallings	Gray	Ferguson	Rucker	A. Lipcius	Martinez	Soularie	Charleston	Ammons	Russell
at Vanderbilt	Linginfelder	Pavolony	Ferguson	Rucker	A. Lipcius	Martinez	Soularie	Charleston	Ammons	Russell
at Vanderbilt	Neely	Gray	Ferguson	Rucker	A. Lipcius	Martinez	Soularie	Charleston	Ammons	Russell
Belmont	Linginfelder	Pavolony	Derkay	Ferguson	A. Lipcius	Martinez	Soularie	Charleston	Ammons	Russell
Mississippi State	Stallings	Pavolony	Ferguson	Rucker	A. Lipcius	Martinez	Soularie	Charleston	Ammons	Russell
Mississippi State	Linginfelder	Gray	Ferguson	Rucker	A. Lipcius	Martinez	Soularie	Charleston	Ammons	Derkay
Mississippi State	Neely	Gray	Ferguson	Rucker	A. Lipcius	Martinez	Soularie	Charleston	Ammons	Derkay
Lipscomb	Pleasants	Pavolony	Ferguson	Rucker	A. Lipcius	Martinez	Soularie	Charleston	Daniels	Lipscomb
Georgia	Crochet	Gray	Ferguson	Rucker	A. Lipcius	Martinez	Soularie	Charleston	Ammons	Daniels
Georgia	Stallings	Pavolony	Ferguson	Rucker	A. Lipcius	Martinez	Soularie	Charleston	Ammons	Daniels
Georgia	Linginfelder	Gray	Ferguson	Rucker	A. Lipcius	Martinez	Soularie	Charleston	Ammons	Daniels
Morehead State	Sewell	Pavolony	Ferguson	Rucker	A. Lipcius	Martinez	Soularie	Charleston	Ammons	Russell
at Kentucky	Crochet	Gray	Ferguson	Rucker	A. Lipcius	Martinez	Soularie	Charleston	Ammons	Russell
at Kentucky	Stallings	Pavolony	Ferguson	Rucker	A. Lipcius	Martinez	Soularie	Charleston	Ammons	Daniels
at Kentucky	Linginfelder	Pavolony	Ferguson	Rucker	A. Lipcius	Martinez	Soularie	Charleston	Ammons	Russell
Gardner-Webb	Sewell	Gray	Derkay	Rucker	A. Lipcius	Martinez	Soularie	Charleston	Ammons	Russell
at Arkansas	Crochet	Gray	Derkay	Rucker	A. Lipcius	Martinez	Soularie	Charleston	Ammons	Russell
at Arkansas	Stallings	Pavolony	Derkay	Rucker	A. Lipcius	Martinez	Soularie	Charleston	Ammons	Russell
at Arkansas	Linginfelder	Gray	Derkay	Rucker	A. Lipcius	Martinez	Soularie	Charleston	Scott	Russell
Missouri	Stallings	Pavolony	Derkay	Rucker	A. Lipcius	Martinez	Soularie	Charleston	Ammons	Russell
Missouri	Crochet	Gray	Derkay	Rucker	A. Lipcius	Martinez	Soularie	Charleston	Ammons	Russell
Missouri	Linginfelder	Pavolony	Derkay	Rucker	A. Lipcius	Martinez	Soularie	Charleston	Ammons	Russell
Austin Peay	Neely	Gray	Derkay	Rucker	A. Lipcius	Martinez	Soularie	Scott	Ammons	Russell
at Florida	Stallings	Pavolony	Derkay	Rucker	A. Lipcius	Martinez	Soularie	Charleston	Ammons	Russell
at Florida	Crochet	Gray	Derkay	Rucker	A. Lipcius	Martinez	Soularie	Charleston	Ammons	Russell
at Florida	Linginfelder	Pavolony	Derkay	Rucker	A. Lipcius	Martinez	Soularie	Charleston	Ammons	Russell
Tennessee Tech	Sewell	Pavolony	Soularie	Rucker	A. Lipcius	Martinez	Daniels	Charleston	Ammons	Russell
Ole Miss	Stallings	Pavolony	Derkay	Rucker	A. Lipcius	Martinez	Soularie	Charleston	Ammons	Russell
Ole Miss	Crochet	Gray	Derkay	Rucker	A. Lipcius	Martinez	Soularie	Charleston	Ammons	Russell
Ole Miss	Linginfelder	Pavolony	Derkay	Rucker	A. Lipcius	Martinez	Soularie	Charleston	Scott	Russell

THE LAST TIME...

No-Hitter: Jeffery Terrell vs. Bowling Green State 2/15/02 (W, 5-0)	HR in Four-Straight Games: Cody Hawn, May 9-14, 2010
One-Hitter: Garrett Stallings/Redmond Walsh/Chase Silseth vs. App State 2/15/19 (W, 6-0)	Three-Double Game: Nico Mascia at WCU 3/27/18
Complete Game: Garrett Stallings vs. Ole Miss 5/16/19 (W, 7-0)	Four-Double Game: Drew Steckenrider vs. Vanderbilt 5/4/12
Back-to-Back Complete Games: Garrett Stallings & Will Neely doubleheader vs. Alabama (3/25/18)	Two-Triple Game: Hunter Rigsby vs. ETSU 4/17/02
Three Straight Complete Games: Ryan Meyers, Mike Lincoln & Scott Schroeffel 1996 Atlantic Regional vs. Charleston Southern, Georgia Southern & W. Virginia	Four-Hit Game: Ricky Martinez vs. Ole Miss 5/16/19
Shutout (Individual): Garrett Stallings vs. Ole Miss 5/16/19 (W, 7-0)	Five-Hit Game: Jeff Moberg vs. Central Michigan 2/28/16
Shutout (Team): Ole Miss 5/16/19 (W, 7-0)	Six-Hit Game: Kris Bennett vs. Georgia 6/11/01
Back-to-Back shutouts: Georgia 4/11/19 & 4/12/19 (Wins of 2-0 and 3-0)	Four-Run Game: Andre Lipcius vs. Austin Peay 5/7/19
Three Straight shutouts: Appalachian State 2/16 & 2/17/19 and Northern Kentucky 2/19/19 (Wins of 2-0, 3-0 & 18-0)	Five-Run Game: Nico Mascia at WCU 3/27/18
Four Straight shutouts: Appalachian State (x3) and Northern Kentucky 2/15/19 - 2/19/19 (Wins of 6-0, 2-0, 3-0 & 18-0)	Three-RBI Game: Andre Lipcius vs. Ole Miss 5/16/19
10+ Strikeouts (Individual): Garrett Stallings (10 Ks) vs. ULM 3/1/19	Four-RBI Game: Alerick Soularie vs. Missouri 5/3/19
10+ Innings Pitched: Jamie Bennett (10.0) vs. Auburn 4/14/00	Five-RBI Game: Luc Lipcius vs. Northern Kentucky 2/19/19
1-0 Win: at Alabama (DH-2) 4/16/11	Six-RBI Game: Andre Lipcius vs. Maryland (DH-2) 2/18/18
1-0 Loss: at Vanderbilt 4/28/17	Seven-RBI Game: Tyler Horne vs. South Carolina 5/9/09
Hit for the Cycle: Jordan Rodgers vs. Kentucky 4/1/16	Eight-RBI Game: Jordan Rodgers vs. Kentucky 4/1/16
Walk-Off Win: Evan Russell vs. Alabama 3/25/18 (Walk in 9th inning)	Four Steals: Jordan Czarniecki vs. Tennessee Tech 3/26/03
Inside the Park Home Run: Benito Santiago vs. Vanderbilt 4/23/16	Five Steals: Jay Charleston vs. Tennessee Tech 5/14/19
Inside the Park Grand Slam: Joe Randa vs. Louisville 4/23/91	Straight Steal of Home: Will Maddox vs. MTSU, 4/30/13
Pinch-Hit Home Run: Pete Derkay at Kentucky 4/18/19	UT Turned a Triple Play: Eastern Kentucky 2/22/97 (SS-1B)
Pinch-Hit Grand Slam: Charley Thurber vs. Xavier 2/21/10	UT Hit into a Triple Play: vs. Florida 4/6/08 (Jeff Lockwood lined into 2B-SS-1B)
Leadoff Home Run (Game): Justin Ammons vs. Vanderbilt 3/29/19	No-Hitter vs. UT: LHP Brian Dodd of Arizona State 3/19/88
Leadoff Home Run (Inning): Andre Lipcius (8th Inn.) vs. Ole Miss 5/16/19	Opposing Player Hit Three HR: Cole Lankford of Texas A&M 5/18/13
Two-Home Run Game: Alerick Soularie and Andre Lipcius vs. Lipscomb 4/9/19	Extra Innings Win: at Georgia (6-5 in 10 inn.) 4/29/18
Three-Home Run Game: Cody Hawn vs. Ohio 3/6/09	Extra Innings Loss: at Arkansas (4-3 in 10 inn.) 4/28/19
Two-Run Home Run: Andre Lipcius vs. Tennessee Tech 5/14/19	Home Series Won: Ole Miss, 5/16/19-5/18/19
Three-Run Home Run: Ricky Martinez at Florida 5/12/19	Home Series Lost: Missouri, 5/3/19 - 5/5/19
Grand Slam: Andre Lipcius vs. Fresno State 3/9/19	Home Series Sweep: Indiana, 2/22/19 - 2/24/19
Grand Slam in Back-to-Back Games: Andre Lipcius & Zach Daniels vs. Maryland (2/18/18 DH-2) and vs. Lipscomb (2/20/18)	Home Series Swept: Missouri, 5/18/17 - 5/20/17
Back-to-Back HR: Andre Lipcius (two-run) and Alerick Soularie (solo) vs. Lipscomb 4/9/19	Away Series Won: at Florida, 5/10/19 - 5/12/19
Back-to-Back-to-Back HR: Zach Daniels, Andre Lipcius & Alerick Soularie vs. Lipscomb 4/9/19	Away Series Lost: at Arkansas 4/26/19 - 4/28/19
HR in Three-Straight Games: Ethan Bennett, March 12-15, 2011	Away Series Sweep: at Kentucky, 4/18/19 - 4/20/19
	Away Series Swept: at Arkansas 4/26/19 - 4/28/19
	Away Tournament Won: Diamond Cox Invitational (3-0), 2019
	UT Player Ejection: Brodie Leftridge (9th) vs. ECU, 3/6/16
	UT Head Coach Ejection: Tony Vitello (6th) vs. Kentucky 5/5/18
	UT Assistant Coach Ejection: Frank Anderson (4th Inn.) vs. Mississippi State 4/7/19
	Bold -- Occurred in 2019

PROBABLE STARTERS

TENNESSEE

BASEBALL



PROBABLE STARTERS INFORMATION

Pos.	No.	Name	Cl.	GP/GS	AVG	R	H	HR	RBI	Notable
C	19	Landon Gray	Jr.	38/27	.163	5	14	3	11	Leads team with seven sacrifice bunts
C	17	Connor Pavolony	Fr.	39/29	.250	19	22	1	12	Has a hit in last four games with at least one at bat
1B	10	Pete Derkay	Jr.	46/29	.245	15	24	3	19	Had four hits and four RBI in Ole Miss series
2B	7	Jake Rucker	Fr.	56/49	.285	25	47	0	26	Batted .303 in SEC play (Third on team)
3B	13	Andre Lipcius	Jr.	56/56	.307	49	66	16	56	Second in the SEC with 16 home runs
SS	12	Ricky Martinez	Jr.	56/55	.284	33	57	1	26	Went 4-for-4 in 7-0 win over Ole Miss (5/16)
LF	1	Alerick Soularie	So.	55/59	.365	49	65	11	45	Ranks in top three of SEC in BA, OB% and SLG%
CF	4	Jay Charleston	Jr.	56/55	.222	41	47	0	22	Leads SEC & ranks eighth nationally with 38 steals
RF	9	Justin Ammons	Jr.	55/50	.258	44	50	3	19	Tied for fourth in the SEC with 21 stolen bases
DH	6	Evan Russell	So.	50/45	.275	26	41	5	38	Ranks third on the team with 38 RBI

Other Possible Starters/Key Reserves

OF/DH	5	Zach Daniels	So.	29/10	.196	10	11	3	9	Hit third home run of the year at Arkansas (4/27)
1B	42	Max Ferguson	Fr.	33/23	.231	11	18	0	9	Has been out with a broken forearm
INF	14	Austin Knight	Fr.	15/1	.083	5	1	0	1	Had first-career hit in win over Fresno State (3/9)
1B	40	Luc Lipcius	Jr.	16/16	.347	15	17	3	14	Has been out with a broken right foot
DH	35	Nico Mascia	R-Jr.	23/3	.059	4	1	0	2	Led team in on-base percentage & slugging pct in 2018
OF	8	Christian Scott	Fr.	17/6	.346	4	9	0	1	Made second-career SEC start vs. Ole Miss (5/18)

THE VITELLO FILE



COACHING STOPS

- **2018-Present:**
Tennessee, Head Coach
- **2014-17:**
Arkansas, Assistant Coach/Recruiting Coord.
- **2011-13:**
TCU, Assistant Coach/Recruiting Coord.
- **2004-10:**
Missouri, Assistant Coach/Recruiting Coord.
- **2003:**
Missouri, Volunteer Assistant Coach
- **2002:**
Salinas Packers, Associate Head Coach

BY THE NUMBERS

60+

Vitello has coached over 60 players that have been selected in the MLB Draft during his 15-year collegiate coaching career.

29

Vitello guided Tennessee to 29 wins in his first season as head coach in 2018, which is tied for the most by a first-year head coach in program history.

12

Vitello's teams have been consistent postseason contenders, advancing to 12 NCAA Regionals and three NCAA Super Regionals as well as a trip to the CWS with Arkansas in 2015.

8

During his 15-year collegiate coaching career, Vitello has assembled eight top-15 signing classes, including the top-rated class in the nation in 2014.

TENNESSEE HEAD BASEBALL COACH: TONY VITELLO

Tony Vitello accepted the position of head coach for the Tennessee Volunteers baseball program on June 7, 2017.

A native of St. Louis, Missouri, Vitello arrived on Rocky Top following four seasons as assistant coach/recruiting coordinator at Arkansas. His rise to the head coaching ranks also includes stops at Missouri (his alma mater) and TCU. He has earned a reputation as one of the elite recruiters on the college baseball landscape, having assembled eight top-15 signing classes—including America's top-rated crop of talent in 2014.

In November 2016, D1Baseball.com ranked Vitello No. 2, and tops in the SEC, on its list of the top 30 recruiting coordinators in America.

In his first season at Tennessee, Vitello led the Vols to a 29-27 overall record and engineered an impressive turnaround from 2017 in SEC play. After winning just seven conference games in 2017, Vitello helped lead UT to 12 wins and three series victories in conference play, including a sweep of Alabama and series victories over ranked foes Texas A&M and Kentucky. Tennessee posted a 9-6 record at home in league play, which was the program's best since 2005.

UT's offensive numbers also saw a significant rise in Vitello's first season on Rocky Top as the Vols increased their season totals in runs, hits, home runs, extra-base hits, RBI, slugging percentage, walks and on-base percentage in 2018 despite losing their top two hitters from 2017.

During a full-time, Division I coaching career spanning just 15 years, Vitello has signed and developed six first-round MLB Draft picks and a handful of players who advanced to the big leagues. That list includes Andrew Benintendi, Brandon Finnegan, Kyle Gibson, All-Star Aaron Crow, Gold Glove Award winner and four-time All-Star Ian Kinsler and five-time All-Star and three-time Cy Young Award winner Max Scherzer.

Vitello already boasts the incredibly rare distinction of having mentored both a National Hitter of the Year (Benintendi) and National Pitcher of the Year (Crow). Benintendi won the 2015 Golden Spikes Award as America's top amateur baseball player after batting .376 with 20 home runs, 57 RBIs and 24 stolen bases. Crow—who Vitello coached during his tenure on staff at his alma mater, Missouri—claimed the 2008 Roger Clemens Award following a campaign in which he won 13 games, posted four shutouts, totaled 127 strikeouts and at one point threw 43 consecutive scoreless innings.

Crow became the highest MLB Draft pick in Mizou history when the Washington Nationals selected him ninth overall that summer.

Benintendi—drafted seventh overall by the Boston Red Sox in 2015 and the recipient of a \$3.6 million signing bonus—is a prime example of Vitello's abilities in player development. From his freshman to sophomore season, Benintendi improved his batting average by 100 points and hit

19 more home runs. En route to National Player of the Year honors in 2015, he became just the third player in SEC history to lead the league in home runs and batting average. Just 421 days after being drafted, Benintendi was promoted to the Majors.

Arkansas stood among the most competitive programs in the nation during Vitello's four seasons in Fayetteville, averaging nearly 38 wins per year, winning 40 or more games three times, appearing in three NCAA Tournaments and advancing to the 2015 College World Series. That 2015 squad set a school record with a stellar .975 team fielding percentage. In 2017, Arkansas belted an SEC-best 83 home runs en route to 45 wins.

Vitello coached 22 Razorbacks who were selected in four MLB Drafts.

Vitello's tenure with the Razorbacks was preceded by three seasons as an assistant coach and recruiting coordinator at TCU (which was a member of the Mountain West in his first season [2011] before joining the Big 12). Prior to that, he was an assistant coach and recruiting coordinator at Missouri (then a member of the Big 12) for eight years.

In his three years at TCU, Vitello lured some of the top players in the country to Fort Worth and helped the Horned Frogs to a pair of NCAA Tournament appearances, including a Super Regional berth in 2012. The Horned Frogs started seven freshmen, recruited by Vitello, in the Super Regional at UCLA. His final recruiting class at TCU was ranked 17th in the country, and three student-athletes he signed also played for Team USA.

During Vitello's eight years at Mizzou, the Tigers made the postseason seven times. He served as the pitching coach, while also working with the team's hitters and serving as the first base coach. Vitello's 2008 Missouri recruiting class was ranked No. 11 nationally by Baseball America, and he had top-25 recruiting classes in three of his final four years in Columbia.

During his time as a Tiger assistant coach, Vitello recruited and developed 19 players who were drafted by major league teams, including major leaguers Kinsler, Scherzer, Crow, Gibson, Nick Tepezsch, Doug Mathis and Justin James.

A three-year letterwinner at Missouri (2000-02), Vitello earned Academic All-Big 12 Conference honors as a senior and was named to the Big 12 Commissioner's Honor Roll twice. Following his playing career and the completion of his management degree at MU, Vitello joined the Missouri coaching staff as a volunteer assistant in 2003 and completed his course work for his master's degree in Business. In 2004, he was elevated to full-time assistant coach.

Vitello served as the associate head coach for the Salinas Packers of the California Collegiate League in 2002. The Packers finished 50-14 and earned their first trip to the NBC World Series in Wichita, Kansas.

COACHES & STAFF



#22 TONY VITELLO
Head Coach
2nd Year at Tennessee



#3 FRANK ANDERSON
Assistant Coach/Pitching
2nd Year at Tennessee



#24 JOSH ELANDER
Asst. Coach/Recruiting Coord.
2nd Year at Tennessee



#23 ROSS KIVETT
Asst. Coach/Camp Coord.
2nd Year at Tennessee



CHAD ZURCHER
Director of Operations
4th Year at Tennessee



27

GARRETT STALLINGS

Jr. | RHP | Chesapeake, Va. | Grassfield HS

CAREER STATS

Season	W-L	GP-GS	CG	SHO	IP	H	R	ER	HR	BB	K	SV	WHIP	BAA	ERA
2017	3-4	20-8	0	0	70.0	75	32	27	7	13	39	0	1.26	.275	3.47
2018	5-5	16-11	2	0	78.2	100	53	40	7	8	37	2	1.37	.313	4.58
2019	8-3	14-14	2	2	92.1	95	37	32	9	13	98	0	1.17	.261	3.12
TOTALS	16-12	50-33	4	2	241.0	270	122	167	23	34	174	2	1.26	.282	3.70

SEASON HIGHS

Innings (Starter)9.0 (2x), last vs. Ole Miss (5/16)
Innings (Reliever)N/A
Runs Allowed8 at Arkansas (4/27)
ER Allowed8 at Arkansas (4/27)
Strikeouts10 vs. Louisiana Monroe (3/1)
Walks4 at Vanderbilt (3/29)
Hits Allowed11 vs. Fresno State (3/8)
Wild Pitches1 (6x), last at Florida (5/10)

CAREER HIGHS

Innings (Starter)9.0 (2x), last vs. Ole Miss (5/16/19)
Innings (Reliever)5.0 vs. Cincinnati (3/11/17)
Runs Allowed9 at LSU (4/14/18)
ER Allowed8 (2x), last at Arkansas (4/27/19)
Strikeouts10 vs. Louisiana Monroe (3/1/19)
Walks4 at Vanderbilt (3/29/19)
Hits Allowed12 at LSU (4/14/18)
Wild Pitches1 (10x), last at Florida (5/10/19)

#27 Garrett Stallings - 14 appearances (All games)

Date	Opponent	GS	IP	H	R	ER	BB	SO	2B	3B	HR	WP	BK	HBP	IBB	Score	W-L	Sv	ERA	NP
Feb 15	APPALACHIAN STATE	*	7.0	1	0	0	0	8	0	0	0	1	0	0	0	6-0	1-0	0	0.00	88
Feb 22	INDIANA	*	7.0	5	1	1	0	9	0	1	1	0	0	1	0	5-1	2-0	0	0.64	98
Mar 01	vs Louisiana Monroe	*	7.2	8	2	1	1	10	0	1	0	0	0	0	0	7-2	3-0	0	0.83	101
Mar 08	FRESNO STATE	*	6.0	11	3	3	1	8	0	0	0	1	0	0	0	8-3	4-0	0	1.63	97
Mar 15	at Auburn	*	7.2	7	2	0	1	7	2	0	0	0	0	0	0	0-2	4-1	0	1.27	97
Mar 22	SOUTH CAROLINA	*	5.0	8	4	3	1	6	2	0	2	1	0	0	0	15-5	5-1	0	1.79	91
Mar 29	at Vanderbilt	*	5.1	5	3	3	4	4	2	0	2	1	0	1	0	2-4	5-2	0	2.17	92
Apr 05	MISSISSIPPI STATE	*	7.2	6	2	2	2	7	2	0	0	0	0	0	0	3-6	5-2	0	2.19	93
Apr 12	GEORGIA	*	9.0	5	0	0	1	5	0	0	0	0	1	0	0	3-0	6-2	0	1.88	102
Apr 19	at Kentucky	*	7.0	6	1	1	0	8	0	0	0	0	0	0	0	16-1	7-2	0	1.82	72
Apr 27	at Arkansas	*	3.2	10	8	8	0	3	5	0	2	0	0	0	0	3-15	7-3	0	2.71	70
May 03	MISSOURI	*	4.1	9	5	4	1	7	1	0	1	1	0	0	0	11-5	7-3	0	3.03	92
May 10	at Florida	*	6.0	10	6	6	1	9	1	0	1	1	0	0	0	9-10	7-3	0	3.46	100
May 16	OLE MISS	*	9.0	4	0	0	0	7	0	0	0	0	0	0	0	7-0	8-3	0	3.12	103
Totals		14	92.1	95	37	32	13	98	15	2	9	6	1	2	0	95-54	8-3	0	3.12	-



**2019 Tennessee Baseball
Overall Statistics for Tennessee (as of May 19, 2019)
(All games Sorted by Batting avg)**



Record: 38-18 Home: 27-9 Away: 7-9 Neutral: 4-0 SEC: 14-16

Player	avg	gp-gs	ab	r	h	2b	3b	hr	rbi	tb	slg%	bb	hp	so	gdp	ob%	sf	sh	sb-att	po	a	e	fld%
1 Alerick Soularie	.365	55-49	178	49	65	13	1	11	45	113	.635	33	3	37	5	.472	0	1	7-8	98	4	2	.981
13 Andre Lipcius	.307	56-56	215	49	66	15	0	16	56	129	.600	31	6	28	3	.406	2	0	10-11	30	99	10	.928
7 Jake Rucker	.285	56-49	165	25	47	9	1	0	26	58	.352	18	5	21	3	.368	2	6	3-4	87	112	5	.975
12 Ricky Martinez	.284	56-55	201	33	57	17	1	1	26	79	.393	16	7	40	5	.357	0	3	10-11	69	155	7	.970
6 Evan Russell	.275	50-45	149	26	41	11	0	5	38	67	.450	28	3	39	1	.387	6	0	4-4	16	0	2	.889
9 Justin Ammons	.258	55-50	194	44	50	8	1	3	19	69	.356	31	4	43	1	.366	3	3	20-25	67	3	1	.986
4 Jay Charleston	.222	56-55	212	41	47	9	1	0	22	58	.274	27	4	39	1	.317	3	5	38-42	134	3	1	.993

40 Luc Lipcius	.347	16-16	49	15	17	4	2	3	14	34	.694	10	1	10	0	.459	1	0	1-1	113	16	1	.992
8 Christian Scott	.346	17-6	26	4	9	3	0	0	1	12	.462	5	0	7	0	.452	0	0	1-1	10	0	0	1.000
17 Connor Pavolony	.250	39-29	88	19	22	6	1	1	12	33	.375	19	6	24	0	.409	2	3	1-1	236	31	1	.996
10 Pete Derkay	.245	46-29	98	15	24	5	0	3	19	38	.388	18	3	16	0	.372	2	1	1-1	163	18	1	.995
42 Max Ferguson	.231	33-23	78	11	18	1	1	0	9	21	.269	19	2	14	1	.390	1	1	4-4	157	29	1	.995
5 Zach Daniels	.196	29-10	56	10	11	1	0	3	9	21	.375	5	0	28	1	.262	0	0	1-1	4	0	1	.800
19 Landon Gray	.163	38-27	86	5	14	3	1	3	11	28	.326	8	2	25	0	.245	2	7	0-0	251	26	3	.989
14 Austin Knight	.083	15-1	12	5	1	0	0	0	1	1	.083	5	0	2	0	.333	1	0	1-1	1	2	0	1.000
21 Trey Lipscomb	.071	12-1	14	0	1	1	0	0	1	2	.143	0	0	2	0	.071	0	0	0-0	4	3	0	1.000
35 Nico Mascia	.059	23-3	17	4	1	1	0	0	2	2	.118	8	1	11	0	.385	0	3	0-0	0	0	0	.000
29 Daniel Vasquez	.000	1-0	0	0	0	0	0	0	0	0	.000	0	0	0	0	.000	0	0	0-0	0	1	0	1.000
37 Richard Jackson	.000	1-0	0	0	0	0	0	0	0	0	.000	0	0	0	0	.000	0	0	0-0	1	3	0	1.000
11 Will Heflin	.000	1-0	0	1	0	0	0	0	0	0	.000	0	0	0	0	.000	0	0	0-0	0	5	0	1.000
Totals	.267	56	1838	356	491	107	10	49	311	765	.416	281	47	386	21	.374	25	33	102-115	1490	571	41	.980
Opponents	.236	56	1841	219	434	70	7	53	205	677	.368	164	51	503	32	.314	12	16	66-86	1428	503	65	.967

LOB - Team (441), Opp (375). DPs turned - Team (40), Opp (30). CI - Team (0), Opp (1). IBB - Team (9), SOULARIE, A. 3, LIPCIOUS, A. 3, AMMONS 1, DERKAY 1, MASCIA 1, Opp (3). Picked off - SOULARIE, A. 1, MARTINEZ, R. 1, RUSSELL, E. 1.

(All games Sorted by Earned run avg)

Player	era	w-l	app	gs	cg	sho	sv	ip	h	r	er	bb	so	2b	3b	hr	b/avg	wp	hp	bk	sfa	sha	
27 Garrett Stallings	3.12	8-3	14	14	2	2/1	0	92.1	95	37	32	13	98	15	2	9	.261	6	2	1	0	3	
34 Garrett Crochet	4.27	4-3	16	6	0	0/2	3	59.0	60	32	28	22	72	8	0	8	.268	2	6	0	1	4	
25 Zach Lingenfelter	5.16	6-5	16	15	0	0/2	0	68.0	57	42	39	25	70	6	2	10	.228	9	9	0	2	1	

46 Redmond Walsh	1.33	1-2	25	0	0	0/3	9	40.2	34	7	6	11	44	10	0	2	.228	1	2	0	0	1	
18 Chase Wallace	1.35	0-0	9	0	0	0/4	0	6.2	5	1	1	4	7	1	0	0	.217	1	4	0	1	0	
37 Richard Jackson	1.80	1-0	18	0	0	0/2	1	15.0	6	3	3	3	15	2	0	0	.133	3	3	0	1	0	
16 Camden Sewell	1.83	4-1	18	4	0	0/4	1	39.1	24	9	8	19	39	3	0	5	.176	2	0	0	0	2	
28 Elijah Pleasants	2.45	0-0	11	1	0	0/1	0	11.0	2	6	3	7	5	0	0	0	.061	1	4	0	0	0	
32 Sean Hunley	2.55	4-0	19	4	0	0/2	1	42.1	30	13	12	11	27	5	1	2	.205	0	2	1	4	1	
11 Will Heflin	2.63	4-1	23	1	0	0/3	0	27.1	26	12	8	12	26	1	1	2	.255	1	1	0	1	1	
30 Andrew Schultz	3.22	3-1	23	0	0	0/3	2	22.1	16	8	8	16	35	6	0	1	.200	4	5	0	1	1	
45 Chase Silseth	4.35	1-1	18	2	0	0/4	0	20.2	15	10	10	6	24	1	0	4	.200	2	3	0	0	1	
15 Will Neely	6.17	2-1	13	9	0	0/1	0	46.2	58	32	32	8	35	10	1	10	.302	1	9	0	1	1	
20 Tanner Kohlhepp	11.25	0-0	7	0	0	0/1	0	4.0	4	5	5	7	5	1	0	0	.250	0	1	0	0	0	
29 Daniel Vasquez	13.50	0-0	3	0	0	0/0	0	1.1	2	2	2	0	1	1	0	0	.333	0	0	0	0	0	
Totals	3.57	38-18	56	56	2	10/8	17	496.2	434	219	197	164	503	70	7	53	.236	33	51	2	12	16	
Opponents	5.77	18-38	56	56	1	1/1	11	476.0	491	356	305	281	386	107	10	49	.267	56	47	6	25	33	

PB - Team (9), PAVOLONY, C. 7, GRAY, L. 2, Opp (15). Pickoffs - Team (12), PAVOLONY, C. 2, HEFLIN 2, STALLINGS 2, HUNLEY, S. 2, JACKSON, R. 1, GRAY, L. 1, LINGINFELTER 1, NEELY 1, Opp (3). SBA/ATT - PAVOLONY, C. (33-44), GRAY, L. (33-38), LINGINFELTER (26-30), CROCHET, G. (14-17), STALLINGS (5-8), HUNLEY, S. (5-7), SEWELL, C. (2-6), WALLACE, C. (5-5), NEELY (3-3), WALSH (1-2), HEFLIN (1-2), JACKSON, R. (1-2), SCHULTZ, A. (1-1), KOHLHEPP, T. (1-1), SILSETH, C. (1-1), PLEASANTS, E. (0-1).



2019 Tennessee Baseball
Conference statistics for Tennessee (as of May 19, 2019)
(SEC games only Sorted by Batting avg)



Record: 14-16 Home: 8-7 Away: 6-9 SEC: 14-16

Player	avg	gp-gs	ab	r	h	2b	3b	hr	rbi	tb	slg%	bb	hp	so	gdp	ob%	sf	sh	sb-att	po	a	e	fld%
1 Alerick Soularie	.364	30-30	110	28	40	10	1	3	22	61	.555	19	2	25	3	.466	0	1	2-2	64	2	2	.971
13 Andre Lipcius	.322	30-30	118	25	38	7	0	6	24	63	.534	14	3	18	1	.404	1	0	4-4	15	55	4	.946
7 Jake Rucker	.303	30-27	99	14	30	6	0	0	14	36	.364	8	4	11	2	.378	0	2	0-0	53	66	4	.967
10 Pete Derkay	.258	28-19	66	11	17	3	0	2	15	26	.394	12	2	9	0	.383	1	0	0-0	123	14	1	.993
6 Evan Russell	.244	25-21	78	10	19	2	0	2	19	27	.346	7	2	26	1	.311	3	0	1-1	0	0	0	.000
12 Ricky Martinez	.230	30-30	113	12	26	9	0	1	12	38	.336	5	3	26	3	.281	0	2	2-2	36	89	4	.969
9 Justin Ammons	.217	29-28	115	17	25	3	1	1	10	33	.287	8	1	33	0	.270	2	2	8-9	44	2	1	.979
4 Jay Charleston	.214	30-30	117	21	25	2	1	0	4	29	.248	11	4	25	0	.303	0	3	17-20	74	0	0	1.000

8 Christian Scott	.273	10-2	11	1	3	1	0	0	0	4	.364	3	0	3	0	.429	0	0	0-0	4	0	0	1.000
42 Max Ferguson	.235	18-16	51	7	12	1	1	0	6	15	.294	11	2	12	1	.385	1	0	1-1	114	23	0	1.000
17 Connor Pavolony	.208	22-14	48	5	10	1	0	1	6	14	.292	3	2	16	0	.283	0	3	0-0	106	16	1	.992
5 Zach Daniels	.192	14-5	26	5	5	1	0	2	4	12	.462	1	0	14	1	.222	0	0	0-0	0	0	1	.000
19 Landon Gray	.083	20-16	48	3	4	0	1	1	6	9	.188	3	2	18	0	.167	1	7	0-0	133	12	2	.986
35 Nico Mascia	.000	10-2	7	0	0	0	0	0	1	0	.000	3	0	5	0	.300	0	2	0-0	0	0	0	.000
14 Austin Knight	.000	4-0	3	1	0	0	0	0	0	0	.000	1	0	1	0	.250	0	0	0-0	0	1	0	1.000
21 Trey Lipscomb	.000	4-0	2	0	0	0	0	0	0	0	.000	0	0	0	0	.000	0	0	0-0	1	0	0	1.000
11 Will Heflin	.000	1-0	0	1	0	0	0	0	0	0	.000	0	0	0	0	.000	0	0	0-0	0	2	0	1.000
Totals	.251	30	1012	161	254	46	5	19	143	367	.363	109	27	242	12	.337	9	22	35-39	794	324	22	.981
Opponents	.272	30	1015	151	276	50	2	36	141	438	.432	93	25	244	21	.345	8	11	48-58	795	295	28	.975

LOB - Team (223), Opp (207). DPs turned - Team (25), Opp (15). IBB - Team (6), SOULARIE, A. 3, LIPCIUS, A. 2, DERKAY 1, Opp (3). Picked off - MARTINEZ, R. 1.

(SEC games only Sorted by Earned run avg)

Player	era	w-l	app	gs	cg	sho	sv	ip	h	r	er	bb	so	2b	3b	hr	b/avg	wp	hp	bk	sfa	sha
27 Garrett Stallings	3.76	4-3	10	10	2	2/0	0	64.2	70	31	27	11	63	15	0	8	.270	4	1	1	0	2
34 Garrett Crochet	5.32	3-3	11	6	0	0/1	0	45.2	55	31	27	21	47	7	0	7	.309	2	3	0	1	4
25 Zach Linginfelter	7.87	2-5	10	10	0	0/0	0	42.1	45	40	37	17	39	5	1	9	.274	4	4	0	2	1

45 Chase Silseth	0.00	0-0	3	0	0	0/0	0	2.2	1	0	0	3	1	0	0	0	.125	0	1	0	0	0
18 Chase Wallace	0.00	0-0	1	0	0	0/0	0	0.0	0	0	0	1	0	0	0	0		0	0	0	0	0
46 Redmond Walsh	1.93	1-2	14	0	0	0/1	4	28.0	26	7	6	7	31	9	0	2	.250	0	2	0	0	1
32 Sean Hunley	1.98	1-0	9	0	0	0/0	1	13.2	10	3	3	1	9	2	0	1	.204	0	0	1	1	0
16 Camden Sewell	3.00	0-1	7	0	0	0/0	1	12.0	10	5	4	9	10	0	0	2	.233	1	0	0	0	0
37 Richard Jackson	3.38	1-0	8	0	0	0/0	0	8.0	4	3	3	0	5	1	0	0	.167	1	3	0	1	0
11 Will Heflin	3.38	0-1	9	0	0	0/0	0	8.0	9	3	3	6	6	0	0	2	.321	0	0	0	1	1
15 Will Neely	5.81	0-0	8	4	0	0/0	0	26.1	31	17	17	5	18	5	1	4	.295	1	8	0	1	1
30 Andrew Schultz	6.00	2-1	11	0	0	0/1	0	12.0	15	8	8	9	15	6	0	1	.306	3	3	0	1	1
28 Elijah Pleasants	20.25	0-0	2	0	0	0/0	0	1.1	0	3	3	3	0	0	0	0	.000	0	0	0	0	0
Totals	4.69	14-16	30	30	2	3/1	6	264.2	276	151	138	93	244	50	2	36	.272	16	25	2	8	11
Opponents	4.55	16-14	30	30	1	1/1	9	265.0	254	161	134	109	242	46	5	19	.251	29	27	3	9	22

PB - Team (5), PAVOLONY, C. 3, GRAY, L. 2, Opp (12). Pickoffs - Team (7), STALLINGS 2, GRAY, L. 1, LINGINFELTER 1, PAVOLONY, C. 1, HEFLIN 1, JACKSON, R. 1, Opp (1). SBA/ATT - GRAY, L. (27-29), PAVOLONY, C. (21-25), LINGINFELTER (21-23), CROCHET, G. (14-17), SEWELL, C. (2-5), STALLINGS (5-5), NEELY (2-2), HEFLIN (1-2), SILSETH, C. (1-1), WALLACE, C. (1-1), WALSH (0-1), SCHULTZ, A. (1-1).



2019 Tennessee Baseball
Overall Statistics for Tennessee (as of May 19, 2019)
(Non-SEC games only Sorted by Batting avg)



Record: 24-2 Home: 19-2 Away: 1-0 Neutral: 4-0 SEC: 0-0

Player	avg	gp-gs	ab	r	h	2b	3b	hr	rbi	tb	slg%	bb	hp	so	gdp	ob%	sf	sh	sb-att	po	a	e	fld%	
1 Alerick Soularie	.368	25-19	68	21	25	3	0	8	23	52	.765	14	1	12	2	.482	0	0	5-6	34	2	0	1.000	
12 Ricky Martinez	.352	26-25	88	21	31	8	1	0	14	41	.466	11	4	14	2	.447	0	1	8-9	33	66	3	.971	
9 Justin Ammons	.316	26-22	79	27	25	5	0	2	9	36	.456	23	3	10	1	.481	1	1	12-16	23	1	0	1.000	
6 Evan Russell	.310	25-24	71	16	22	9	0	3	19	40	.563	21	1	13	0	.458	3	0	3-3	16	0	2	.889	
13 Andre Lipcius	.289	26-26	97	24	28	8	0	10	32	66	.680	17	3	10	2	.407	1	0	6-7	15	44	6	.908	
7 Jake Rucker	.258	26-22	66	11	17	3	1	0	12	22	.333	10	1	10	1	.354	2	4	3-4	34	46	1	.988	
4 Jay Charleston	.232	26-25	95	20	22	7	0	0	18	29	.305	16	0	14	1	.333	3	2	21-22	60	3	1	.984	

8 Christian Scott	.400	7-4	15	3	6	2	0	0	1	8	.533	2	0	4	0	.471	0	0	1-1	6	0	0	1.000	
40 Luc Lipcius	.347	16-16	49	15	17	4	2	3	14	34	.694	10	1	10	0	.459	1	0	1-1	113	16	1	.992	
17 Connor Pavolony	.300	17-15	40	14	12	5	1	0	6	19	.475	16	4	8	0	.516	2	0	1-1	130	15	0	1.000	
19 Landon Gray	.263	18-11	38	2	10	3	0	2	5	19	.500	5	0	7	0	.341	1	0	0-0	118	14	1	.992	
42 Max Ferguson	.222	15-7	27	4	6	0	0	0	3	6	.222	8	0	2	0	.400	0	1	3-3	43	6	1	.980	
10 Pete Derkay	.219	18-10	32	4	7	2	0	1	4	12	.375	6	1	7	0	.350	1	1	1-1	40	4	0	1.000	
5 Zach Daniels	.200	15-5	30	5	6	0	0	1	5	9	.300	4	0	14	0	.294	0	0	1-1	4	0	0	1.000	
14 Austin Knight	.111	11-1	9	4	1	0	0	0	1	1	.111	4	0	1	0	.357	1	0	1-1	1	1	0	1.000	
35 Nico Mascia	.100	13-1	10	4	1	1	0	0	1	2	.200	5	1	6	0	.438	0	1	0-0	0	0	0	.000	
21 Trey Lipscomb	.083	8-1	12	0	1	1	0	0	1	2	.167	0	0	2	0	.083	0	0	0-0	3	3	0	1.000	
29 Daniel Vasquez	.000	1-0	0	0	0	0	0	0	0	0	.000	0	0	0	0	.000	0	0	0-0	0	1	0	1.000	
37 Richard Jackson	.000	1-0	0	0	0	0	0	0	0	0	.000	0	0	0	0	.000	0	0	0-0	1	1	0	1.000	
Totals	.287	26	826	195	237	61	5	30	168	398	.482	172	20	144	9	.415	16	11	67-76	696	247	19	.980	
Opponents	.191	26	826	68	158	20	5	17	64	239	.289	71	26	259	11	.275	4	5	18-28	633	208	37	.958	

LOB - Team (218), Opp (168). DPs turned - Team (15), Opp (15). CI - Team (0), Opp (1). IBB - Team (3), LIPCIUS, A. 1, MASCIA 1, AMMONS 1. Picked off - SOULARIE, A. 1, RUSSELL, E. 1.

(Non-SEC games only Sorted by Earned run avg)

Player	era	w-l	app	gs	cg	sho	sv	ip	h	r	er	bb	so	2b	3b	hr	b/avg	wp	hp	bk	sfa	sha
16 Camden Sewell	1.32	4-0	11	4	0	0/4	0	27.1	14	4	4	10	29	3	0	3	.151	1	0	0	0	2
27 Garrett Stallings	1.63	4-0	4	4	0	0/1	0	27.2	25	6	5	2	35	0	2	1	.238	2	1	0	0	1
32 Sean Hunley	2.83	3-0	10	4	0	0/2	0	28.2	20	10	9	10	18	3	1	1	.206	0	2	0	3	1

46 Redmond Walsh	0.00	0-0	11	0	0	0/2	5	12.2	8	0	0	4	13	1	0	0	.178	1	0	0	0	0
30 Andrew Schultz	0.00	1-0	12	0	0	0/2	2	10.1	1	0	0	7	20	0	0	0	.032	1	2	0	0	0
28 Elijah Pleasants	0.00	0-0	9	1	0	0/1	0	9.2	2	3	0	4	5	0	0	0	.069	1	4	0	0	0
37 Richard Jackson	0.00	0-0	10	0	0	0/2	1	7.0	2	0	0	3	10	1	0	0	.095	2	0	0	0	0
34 Garrett Crochet	0.68	1-0	5	0	0	0/1	3	13.1	5	1	1	1	25	1	0	1	.109	0	3	0	0	0
25 Zach Linginfelter	0.70	4-0	6	5	0	0/2	0	25.2	12	2	2	8	31	1	1	1	.140	5	5	0	0	0
18 Chase Wallace	1.35	0-0	8	0	0	0/4	0	6.2	5	1	1	3	7	1	0	0	.217	1	4	0	1	0
11 Will Heflin	2.33	4-0	14	1	0	0/3	0	19.1	17	9	5	6	20	1	1	0	.230	1	1	0	0	0
45 Chase Silseth	5.00	1-1	15	2	0	0/4	0	18.0	14	10	10	3	23	1	0	4	.209	2	2	0	0	1
15 Will Neely	6.64	2-1	5	5	0	0/1	0	20.1	27	15	15	3	17	5	0	6	.310	0	1	0	0	0
20 Tanner Kohlhepp	11.25	0-0	7	0	0	0/1	0	4.0	4	5	5	7	5	1	0	0	.250	0	1	0	0	0
29 Daniel Vasquez	13.50	0-0	3	0	0	0/0	0	1.1	2	2	2	2	0	1	1	0	.333	0	0	0	0	0
Totals	2.29	24-2	26	26	0	7/7	11	232.0	158	68	59	71	259	20	5	17	.191	17	26	0	4	5
Opponents	7.29	2-24	26	26	0	0/0	2	211.0	237	195	171	172	144	61	5	30	.287	27	20	3	16	11

PB - Team (4), PAVOLONY, C. 4, Opp (3). Pickoffs - Team (5), HUNLEY, S. 2, NEELY 1, PAVOLONY, C. 1, HEFLIN 1, Opp (2). SBA/ATT - PAVOLONY, C. (12-19), GRAY, L. (6-9), LINGINFELTER (5-7), HUNLEY, S. (5-7), WALLACE, C. (4-4), STALLINGS (0-3), JACKSON, R. (1-2), SEWELL, C. (0-1), WALSH (1-1), PLEASANTS, E (0-1), KOHLHEPP, T. (1-1), NEELY (1-1).



2019 Tennessee Baseball
Game Results for Tennessee (as of May 19, 2019)
(All games)



Date	Opponent	Score	Inns	Overall	SEC	Pitcher of record	Attend	Time
Feb 15, 2019	APPALACHIAN STATE	w 6-0	9	1-0-0	0-0-0	STALLINGS (W 1-0)	1297	2:30
Feb 16, 2019	APPALACHIAN STATE	w 2-0	9	2-0-0	0-0-0	LINGINFELTER (W 1-0)	1523	2:38
Feb 17, 2019	APPALACHIAN STATE	w 3-0	9	3-0-0	0-0-0	NEELY (W 1-0)	1118	2:20
Feb 19, 2019	NORTHERN KENTUCKY	w 18-0	9	4-0-0	0-0-0	HUNLEY, S. (W 1-0)	945	3:09
Feb 22, 2019	INDIANA	w 5-1	9	5-0-0	0-0-0	STALLINGS (W 2-0)	1068	2:44
Feb 23, 2019	INDIANA	w 11-0	9	6-0-0	0-0-0	LINGINFELTER (W 2-0)	981	3:25
Feb 24, 2019	INDIANA	w 5-3	9	7-0-0	0-0-0	CROCHET, G. (W 1-0)	1767	2:50
Feb 26, 2019	LIBERTY	w 7-1	9	8-0-0	0-0-0	HUNLEY, S. (W 2-0)	1398	2:27
Feb 27, 2019	MIDDLE TENNESSEE	w 2-0	9	9-0-0	0-0-0	SEWELL, C. (W 1-0)	1487	2:23
Mar 01, 2019	vs Louisiana Monroe	w 7-2	9	10-0-0	0-0-0	STALLINGS (W 3-0)	557	2:38
Mar 02, 2019	vs North Florida	w 10-2	9	11-0-0	0-0-0	LINGINFELTER (W 3-0)	259	2:58
Mar 02, 2019	vs Western Kentucky	w 6-3	7	12-0-0	0-0-0	NEELY (W 2-0)	389	1:55
Mar 05, 2019	vs Troy	w 11-2	9	13-0-0	0-0-0	HUNLEY, S. (W 3-0)	1032	2:55
Mar 08, 2019	FRESNO STATE	w 8-3	9	14-0-0	0-0-0	STALLINGS (W 4-0)	933	3:08
Mar 09, 2019	FRESNO STATE	w 13-9	9	15-0-0	0-0-0	LINGINFELTER (W 4-0)	1228	3:30
Mar 10, 2019	FRESNO STATE	L 7-10	9	15-1-0	0-0-0	NEELY (L 2-1)	2323	3:37
Mar 12, 2019	UNC ASHEVILLE	w 8-4	9	16-1-0	0-0-0	SEWELL, C. (W 2-0)	1687	2:56
Mar 13, 2019	UNC ASHEVILLE	w 7-2	9	17-1-0	0-0-0	HEFLIN (W 1-0)	1214	3:04
* Mar 15, 2019	at #17 Auburn	L 0-2	9	17-2-0	0-1-0	STALLINGS (L 4-1)	3060	2:34
* Mar 16, 2019	at #17 Auburn	L 2-5	9	17-3-0	0-2-0	LINGINFELTER (L 4-1)	3513	2:59
* Mar 17, 2019	at #17 Auburn	L 3-5	9	17-4-0	0-3-0	CROCHET, G. (L 1-1)	3401	3:17
Mar 19, 2019	at ETSU	w 5-1	9	18-4-0	0-3-0	HEFLIN (W 2-0)	1715	2:50
* Mar 22, 2019	#24 SOUTH CAROLINA	w 15-5	9	19-4-0	1-3-0	STALLINGS (W 5-1)	1807	3:26
* Mar 23, 2019	#24 SOUTH CAROLINA	L 2-3	9	19-5-0	1-4-0	LINGINFELTER (L 4-2)	2662	3:10
* Mar 24, 2019	#24 SOUTH CAROLINA	w 6-3	9	20-5-0	2-4-0	CROCHET, G. (W 2-1)	1918	3:28
Mar 26, 2019	ETSU	L 5-6	9	20-6-0	2-4-0	SILSETH, C. (L 0-1)	1619	2:50
* Mar 29, 2019	at #6 Vanderbilt	L 2-4	9	20-7-0	2-5-0	STALLINGS (L 5-2)	3626	3:19
* Mar 30, 2019	at #6 Vanderbilt	L 4-10	9	20-8-0	2-6-0	LINGINFELTER (L 4-3)	3512	3:01
* Mar 31, 2019	at #6 Vanderbilt	w 7-6	9	21-8-0	3-6-0	CROCHET, G. (W 3-1)	3563	3:09
Apr 02, 2019	BELMONT	w 6-2	9	22-8-0	3-6-0	HEFLIN (W 3-0)	1990	2:26
* Apr 05, 2019	#5 MISSISSIPPI STATE	L 3-6	(11)	22-9-0	3-7-0	CROCHET, G. (L 3-2)	2684	3:33
* Apr 06, 2019	#5 MISSISSIPPI STATE	w 2-1	9	23-9-0	4-7-0	LINGINFELTER (W 5-3)	2485	2:46
* Apr 07, 2019	#5 MISSISSIPPI STATE	L 5-7	9	23-10-0	4-8-0	HEFLIN (L 3-1)	2416	3:09
Apr 09, 2019	LIPSCOMB	w 11-2	9	24-10-0	4-8-0	SILSETH, C. (W 1-1)	2581	2:53
* Apr 11, 2019	#2 GEORGIA	w 2-0	9	25-10-0	5-8-0	SCHULTZ, A. (W 1-0)	1994	2:34
* Apr 12, 2019	#2 GEORGIA	w 3-0	9	26-10-0	6-8-0	STALLINGS (W 6-2)	2765	2:25
* Apr 13, 2019	#2 GEORGIA	L 1-7	9	26-11-0	6-9-0	LINGINFELTER (L 5-4)	3311	2:45
Apr 16, 2019	MOREHEAD STATE	w 3-1	9	27-11-0	6-9-0	SEWELL, C. (W 3-0)	1537	3:18
* Apr 18, 2019	at Kentucky	w 4-2	9	28-11-0	7-9-0	SCHULTZ, A. (W 2-0)	3463	2:56
* Apr 19, 2019	at Kentucky	w 16-1	9	29-11-0	8-9-0	STALLINGS (W 7-2)	3717	3:32
* Apr 20, 2019	at Kentucky	w 8-2	9	30-11-0	9-9-0	LINGINFELTER (W 6-4)	3257	3:10
Apr 23, 2019	GARDNER-WEBB	w 5-0	9	31-11-0	9-9-0	SEWELL, C. (W 4-0)	1720	2:15
* Apr 26, 2019	at #6 Arkansas	L 9-11	9	31-12-0	9-10-0	SCHULTZ, A. (L 2-1)	11787	3:45
* Apr 27, 2019	at #6 Arkansas	L 3-15	9	31-13-0	9-11-0	STALLINGS (L 7-3)	11594	2:57
* Apr 28, 2019	at #6 Arkansas	L 3-4	(10)	31-14-0	9-12-0	WALSH (L 0-1)	9419	3:07
* May 03, 2019	#24 MISSOURI	w 11-5	9	32-14-0	10-12-0	HUNLEY, S. (W 4-0)	2385	3:48
* May 04, 2019	#24 MISSOURI	L 2-6	9	32-15-0	10-13-0	CROCHET, G. (L 3-3)	1844	3:01
* May 05, 2019	#24 MISSOURI	L 8-10	9	32-16-0	10-14-0	SEWELL, C. (L 4-1)	2243	3:38
May 07, 2019	AUSTIN PEAY	w 9-4	9	33-16-0	10-14-0	HEFLIN (W 4-1)	1702	3:12
* May 10, 2019	at Florida	L 9-10	9	33-17-0	10-15-0	WALSH (L 0-2)	3542	3:25
* May 11, 2019	at Florida	w 8-7	9	34-17-0	11-15-0	CROCHET, G. (W 4-3)	3659	3:11
* May 12, 2019	at Florida	w 5-4	9	35-17-0	12-15-0	JACKSON, R. (W 1-0)	3265	2:55
May 14, 2019	TENNESSEE TECH	w 15-10	9	36-17-0	12-15-0	SCHULTZ, A. (W 3-1)	2002	3:56
* May 16, 2019	#15 OLE MISS	w 7-0	9	37-17-0	13-15-0	STALLINGS (W 8-3)	2310	2:12
* May 17, 2019	#15 OLE MISS	w 7-5	9	38-17-0	14-15-0	WALSH (W 1-2)	2866	4:01
* May 18, 2019	#15 OLE MISS	L 4-5	9	38-18-0	14-16-0	LINGINFELTER (L 6-5)	2718	3:18

* = Conference game
() extra inning game

2019 Tennessee Baseball
Team Game-by-Game for Tennessee (as of May 19, 2019)
Batting (All games)

Date	Opponent	ab	r	h	rbi	2b	3b	hr	tb	bb	ibb	sb	cs	hbp	sac	sf	gdp	k	po	a	e	lob	avg
Feb 15	APPALACHIAN STATE	31	6	10	6	4	0	2	20	1	0	2	0	0	0	3	0	4	27	13	1	5	.323
Feb 16	APPALACHIAN STATE	28	2	6	2	2	0	0	8	5	0	4	0	1	1	1	0	7	27	6	0	10	.271
Feb 17	APPALACHIAN STATE	28	3	6	3	0	0	2	12	3	0	1	1	2	0	0	0	6	27	13	1	6	.253
Feb 19	NORTHERN KENTUCK	31	18	8	15	2	1	1	15	20	0	4	0	1	0	0	1	5	27	5	0	10	.254
Feb 22	INDIANA	34	5	10	3	5	0	0	15	2	0	0	0	0	0	0	1	9	27	11	0	7	.263
Feb 23	INDIANA	34	11	10	6	4	0	0	14	11	0	2	0	1	1	1	0	6	27	3	0	13	.269
Feb 24	INDIANA	29	5	6	5	3	0	0	9	5	0	1	1	0	1	0	0	3	27	4	2	6	.260
Feb 26	LIBERTY	33	7	9	7	3	0	1	15	4	0	2	0	0	0	0	0	4	27	6	1	6	.262
Feb 27	MIDDLE TENNESSEE	34	2	12	2	1	0	0	13	1	0	2	1	0	0	0	1	3	27	9	1	9	.273
Mar 01	vs Louisiana Monroe	26	7	6	7	1	0	2	13	6	0	2	2	1	0	1	1	3	27	15	2	3	.269
Mar 02	vs North Florida	35	10	12	10	2	0	1	17	14	0	1	0	2	1	2	0	8	27	9	2	17	.277
Mar 02	vs Western Kentucky	25	6	8	3	3	0	1	14	3	0	1	1	1	0	0	0	4	21	5	0	5	.280
Mar 05	vs Troy	41	11	13	11	3	1	0	18	8	1	2	0	0	0	0	0	8	27	14	1	11	.284
Mar 08	FRESNO STATE	34	8	9	8	1	0	1	13	5	0	0	0	1	0	0	0	11	27	10	3	8	.282
Mar 09	FRESNO STATE	36	13	15	11	4	1	3	30	11	1	0	2	2	1	0	1	5	27	8	1	13	.292
Mar 10	FRESNO STATE	36	7	10	5	0	0	2	16	9	0	2	0	1	0	0	0	10	27	12	0	13	.291
Mar 12	UNC ASHEVILLE	28	8	10	6	2	0	2	18	7	0	2	1	2	2	0	3	3	27	8	0	7	.295
Mar 13	UNC ASHEVILLE	34	7	9	5	4	0	1	16	7	0	4	0	0	0	0	0	4	27	5	0	10	.293
*Mar 15	at Auburn	31	0	4	0	0	0	0	4	2	0	2	0	1	0	0	0	13	24	8	3	7	.285
*Mar 16	at Auburn	33	2	6	2	0	0	1	9	3	0	0	0	0	0	0	0	8	24	10	1	7	.279
*Mar 17	at Auburn	35	3	10	2	2	1	1	17	6	1	4	0	0	0	0	0	2	24	11	2	11	.280
Mar 19	at ETSU	31	5	7	3	2	0	0	9	5	0	3	0	0	2	1	0	10	27	11	0	7	.277
*Mar 22	SOUTH CAROLINA	40	15	17	14	3	1	2	28	5	1	3	0	0	0	0	1	4	27	12	1	6	.285
*Mar 23	SOUTH CAROLINA	34	2	8	2	3	0	0	11	4	0	2	0	1	1	0	0	12	27	8	0	11	.283
*Mar 24	SOUTH CAROLINA	27	6	7	5	0	0	0	7	4	0	3	0	3	2	1	1	4	27	12	1	7	.282
Mar 26	ETSU	29	5	6	5	2	0	1	11	3	0	0	0	1	1	0	1	3	27	9	0	2	.280
*Mar 29	at Vanderbilt	31	2	7	2	0	0	1	10	3	0	1	1	3	0	0	1	9	24	7	0	8	.278
*Mar 30	at Vanderbilt	36	4	9	4	1	0	1	13	2	0	1	0	0	0	1	0	10	24	10	1	8	.277
*Mar 31	at Vanderbilt	38	7	10	6	1	0	0	11	1	0	1	0	1	1	0	0	12	27	8	1	7	.276
Apr 02	BELMONT	27	6	9	5	0	0	0	9	5	1	5	0	2	0	3	0	2	27	14	0	7	.278
*Apr 05	MISSISSIPPI STATE	42	3	10	3	4	0	0	14	0	0	1	0	1	0	0	1	12	33	17	0	7	.276
*Apr 06	MISSISSIPPI STATE	26	2	3	0	1	0	0	4	3	0	0	0	1	1	0	0	6	27	4	0	5	.272
*Apr 07	MISSISSIPPI STATE	36	5	9	5	2	0	1	14	0	0	1	0	2	1	0	0	7	27	17	0	7	.271
Apr 09	LIPSCOMB	34	11	10	11	2	0	7	33	8	0	2	0	1	0	1	0	3	27	13	1	9	.272
*Apr 11	GEORGIA	26	2	5	2	0	0	0	5	0	0	0	1	0	1	0	0	9	27	8	0	1	.270
*Apr 12	GEORGIA	28	3	6	3	2	0	0	8	3	0	1	0	1	0	2	0	7	27	20	0	7	.269
*Apr 13	GEORGIA	31	1	5	1	1	0	1	9	4	0	0	0	0	0	0	0	8	27	10	1	7	.266
Apr 16	MOREHEAD STATE	29	3	5	3	0	1	0	7	10	0	3	0	0	1	0	0	7	27	14	2	13	.264
*Apr 18	at Kentucky	32	4	5	4	0	1	2	13	4	0	1	0	1	0	0	1	9	27	8	0	6	.261
*Apr 19	at Kentucky	41	16	13	14	2	0	1	18	12	0	2	0	1	0	1	0	10	27	9	0	12	.263
*Apr 20	at Kentucky	38	8	9	7	1	0	0	10	1	0	1	0	3	1	0	0	10	27	11	0	8	.262
Apr 23	GARDNER-WEBB	31	5	7	4	1	0	1	11	1	0	5	0	0	0	0	0	5	27	14	0	3	.261
*Apr 26	at Arkansas	38	9	12	8	3	0	1	18	3	0	0	1	0	1	0	0	11	24	8	2	6	.263
*Apr 27	at Arkansas	33	3	7	3	2	0	1	12	3	0	1	0	1	0	0	0	11	24	12	2	7	.262
*Apr 28	at Arkansas	33	3	6	2	0	0	0	6	1	0	1	0	0	3	0	1	11	29	12	1	4	.260
*May 03	MISSOURI	34	11	11	10	2	2	0	17	11	0	1	0	0	0	0	1	11	27	6	1	10	.261
*May 04	MISSOURI	33	2	6	2	2	0	0	8	4	0	0	1	1	0	0	0	9	27	11	1	9	.259
*May 05	MISSOURI	37	8	10	6	4	0	1	17	5	0	0	0	2	0	0	1	6	27	9	0	9	.260
May 07	AUSTIN PEAY	30	9	8	9	5	0	1	16	10	0	4	0	0	0	2	0	7	27	8	0	9	.260
*May 10	at Florida	38	9	13	7	1	0	0	14	3	0	1	0	1	2	1	0	4	24	7	0	9	.262
*May 11	at Florida	40	8	12	8	2	0	2	20	5	2	1	0	0	0	0	0	7	27	11	0	10	.263
*May 12	at Florida	33	5	8	5	2	0	2	16	4	0	2	0	1	2	0	0	3	27	10	0	8	.262
May 14	TENNESSEE TECH	38	15	16	13	5	1	1	26	8	0	13	0	1	0	1	0	4	27	8	1	9	.266
*May 16	OLE MISS	32	7	13	7	2	0	1	18	0	0	0	0	1	3	0	2	4	27	16	1	5	.268
*May 17	OLE MISS	25	7	7	5	0	0	0	7	11	2	3	0	1	3	2	1	9	27	20	3	11	.268
*May 18	OLE MISS	31	4	6	4	3	0	0	9	2	0	1	0	0	0	1	1	4	27	12	0	3	.267
Totals		1838	356	491	311	107	10	49	765	281	9	102	13	47	33	25	21	386	1490	571	41	441	.267

2019 Tennessee Baseball
Team Game-by-Game for Tennessee (as of May 19, 2019)
Pitching (All games)

Date	Opponent	ip	h	r	er	bb	so	2b	3b	hr	wp	bk	hbp	dp	ibb	score	w-l	sv	era
Feb 15	APPALACHIAN STATE	9.0	1	0	0	1	9	0	0	0	1	0	0	1	0	6-0	1-0	0	0.00
Feb 16	APPALACHIAN STATE	9.0	2	0	0	3	14	0	0	0	0	0	2	1	0	2-0	2-0	1	0.00
Feb 17	APPALACHIAN STATE	9.0	6	0	0	1	9	2	0	0	0	0	0	1	0	3-0	3-0	2	0.00
Feb 19	NORTHERN KENTUCK	9.0	5	0	0	3	11	0	0	0	0	0	1	0	0	18-0	4-0	2	0.00
Feb 22	INDIANA	9.0	5	1	1	0	10	0	1	1	0	0	1	0	0	5-1	5-0	3	0.20
Feb 23	INDIANA	9.0	3	0	0	2	21	0	1	0	4	0	3	0	0	11-0	6-0	3	0.17
Feb 24	INDIANA	9.0	5	3	3	2	15	0	0	3	0	0	2	0	0	5-3	7-0	4	0.57
Feb 26	LIBERTY	9.0	3	1	0	4	5	0	0	0	0	0	0	1	0	7-1	8-0	4	0.50
Feb 27	MIDDLE TENNESSEE	9.0	1	0	0	2	9	0	0	0	0	0	1	1	0	2-0	9-0	5	0.44
Mar 01	vs Louisiana Monroe	9.0	10	2	1	1	11	0	1	0	0	0	0	0	0	7-2	10-0	6	0.50
Mar 02	vs North Florida	9.0	4	2	2	1	10	0	0	1	0	0	2	2	0	10-2	11-0	6	0.64
Mar 02	vs Western Kentucky	7.0	6	3	3	1	7	0	0	2	0	0	0	0	0	6-3	12-0	7	0.85
Mar 05	vs Troy	9.0	6	2	2	4	5	0	0	0	1	0	0	0	0	11-2	13-0	7	0.94
Mar 08	FRESNO STATE	9.0	12	3	3	2	12	0	0	0	3	0	0	0	0	8-3	14-0	7	1.09
Mar 09	FRESNO STATE	9.0	7	9	8	8	11	3	0	0	3	0	2	1	0	13-9	15-0	8	1.56
Mar 10	FRESNO STATE	9.0	16	10	10	4	9	2	0	2	0	0	1	0	0	7-10	15-1	8	2.09
Mar 12	UNC ASHEVILLE	9.0	4	4	4	5	11	0	0	1	0	0	2	0	0	8-4	16-1	8	2.21
Mar 13	UNC ASHEVILLE	9.0	6	2	2	2	14	3	0	1	0	0	0	0	0	7-2	17-1	8	2.19
*Mar 15	at Auburn	8.0	7	2	0	2	8	2	0	0	0	0	0	1	0	0-2	17-2	8	2.09
*Mar 16	at Auburn	8.0	6	5	4	7	6	0	0	0	1	0	0	3	0	2-5	17-3	8	2.20
*Mar 17	at Auburn	8.0	7	5	4	1	7	1	0	0	0	0	2	1	0	3-5	17-4	8	2.30
Mar 19	at ETSU	9.0	6	1	1	4	11	1	1	0	0	0	1	1	0	5-1	18-4	9	2.24
*Mar 22	SOUTH CAROLINA	9.0	11	5	4	3	10	3	0	3	1	0	0	0	0	15-5	19-4	9	2.32
*Mar 23	SOUTH CAROLINA	9.0	5	3	3	1	11	2	0	0	0	0	2	1	0	2-3	19-5	9	2.35
*Mar 24	SOUTH CAROLINA	9.0	7	3	3	5	8	3	0	0	0	0	2	0	0	6-3	20-5	9	2.37
Mar 26	ETSU	9.0	10	6	6	2	5	3	0	1	0	0	2	0	0	5-6	20-6	9	2.52
*Mar 29	at Vanderbilt	8.0	9	4	4	7	8	2	0	2	1	0	1	1	1	2-4	20-7	9	2.58
*Mar 30	at Vanderbilt	8.0	14	10	9	0	6	4	0	2	0	0	0	1	0	4-10	20-8	9	2.83
*Mar 31	at Vanderbilt	9.0	11	6	6	1	10	1	1	1	0	0	1	0	0	7-6	21-8	9	2.94
Apr 02	BELMONT	9.0	5	2	2	2	7	0	1	0	0	0	2	2	0	6-2	22-8	9	2.91
*Apr 05	MISSISSIPPI STATE	11.0	11	6	6	5	10	2	0	0	1	0	0	0	0	3-6	22-9	9	2.99
*Apr 06	MISSISSIPPI STATE	9.0	5	1	1	2	6	0	0	0	2	0	0	0	0	2-1	23-9	10	2.93
*Apr 07	MISSISSIPPI STATE	9.0	13	7	7	1	3	3	0	2	0	0	3	2	0	5-7	23-10	10	3.05
Apr 09	LIPSCOMB	9.0	2	2	0	2	9	0	0	0	0	0	2	0	0	11-2	24-10	10	2.96
*Apr 11	GEORGIA	9.0	9	0	0	3	10	1	0	0	0	0	1	1	0	2-0	25-10	11	2.87
*Apr 12	GEORGIA	9.0	5	0	0	1	5	0	0	0	0	1	0	2	0	3-0	26-10	11	2.79
*Apr 13	GEORGIA	9.0	10	7	6	3	4	1	0	2	0	0	2	1	0	1-7	26-11	11	2.88
Apr 16	MOREHEAD STATE	9.0	5	1	1	4	9	1	0	1	2	0	0	0	0	3-1	27-11	12	2.83
*Apr 18	at Kentucky	9.0	7	2	2	3	10	0	0	2	1	0	0	2	0	4-2	28-11	13	2.81
*Apr 19	at Kentucky	9.0	6	1	1	1	8	0	0	0	0	0	1	0	0	16-1	29-11	13	2.76
*Apr 20	at Kentucky	9.0	6	2	2	2	8	1	0	2	0	0	1	1	0	8-2	30-11	13	2.74
Apr 23	GARDNER-WEBB	9.0	7	0	0	2	6	2	0	0	0	0	0	2	0	5-0	31-11	13	2.68
*Apr 26	at Arkansas	8.0	16	11	10	6	11	1	0	2	1	0	0	1	1	9-11	31-12	13	2.86
*Apr 27	at Arkansas	8.0	18	15	15	3	6	6	0	4	0	0	1	0	0	3-15	31-13	13	3.15
*Apr 28	at Arkansas	9.2	9	4	4	4	14	3	0	2	0	0	2	1	0	3-4	31-14	13	3.16
*May 03	MISSOURI	9.0	12	5	4	3	14	2	0	1	1	1	0	0	0	11-5	32-14	14	3.18
*May 04	MISSOURI	9.0	12	6	5	4	7	3	0	1	1	0	0	1	1	2-6	32-15	14	3.22
*May 05	MISSOURI	9.0	9	10	10	6	9	0	1	2	0	0	0	0	0	8-10	32-16	14	3.36
May 07	AUSTIN PEAY	9.0	9	4	4	2	9	2	0	1	2	0	1	1	0	9-4	33-16	14	3.38
*May 10	at Florida	8.0	14	10	10	2	12	3	0	2	1	0	2	0	0	9-10	33-17	14	3.52
*May 11	at Florida	9.0	12	7	7	2	8	2	0	3	2	0	1	0	0	8-7	34-17	15	3.59
*May 12	at Florida	9.0	6	4	3	1	9	0	0	2	1	0	2	1	0	5-4	35-17	16	3.58
May 14	TENNESSEE TECH	9.0	12	10	6	7	10	1	0	3	1	0	1	1	0	15-10	36-17	17	3.62
*May 16	OLE MISS	9.0	4	0	0	0	7	0	0	0	0	0	0	1	0	7-0	37-17	17	3.55
*May 17	OLE MISS	9.0	7	5	3	9	4	2	0	0	1	0	0	2	0	7-5	38-17	17	3.54
*May 18	OLE MISS	9.0	8	5	5	5	5	2	0	1	1	0	1	1	0	4-5	38-18	17	3.57
Totals		496.2	434	219	197	164	503	70	7	53	33	2	51	40	3	356-219	38-18	17	3.57



2019 Tennessee Baseball
 Games Summary for Tennessee (as of May 19, 2019)
 (All games)



Score by innings	1	2	3	4	5	6	7	8	9	EX	Total
Tennessee	51	38	28	39	48	44	40	62	5	1	356
Opponents	29	30	25	34	21	24	19	27	5	5	219

Record when ...			
Overall	38-18	After 6 leading	36-3
Conference	14-16 trailing	2-12
Non-Conference	24-2 tied	0-3
Home games	27-9	After 7 leading	35-3
Away games	7-9 trailing	2-14
Neutral site	4-0 tied	0-1
Day games	16-9	After 8 leading	37-1
Night games	22-9 trailing	0-16
vs Left starter	11-6 tied	0-1
vs Right starter	27-12		
1-Run games	4-5	Hit 0 home runs	17-7
2-Run games	7-6	... 1 home run	11-10
5+Run games	18-3	... 2+ home runs	10-1
Extra innings	0-2		
Shutouts	10-1	Opponent 0 home runs	22-5
	 1 home run	8-3
Scoring 0-2 runs	4-6 2+ HRs	8-10
..... 3-5 runs	9-8		
..... 6-9 runs	15-4	Made 0 errors	19-9
..... 10+ runs	10-0 1 error	13-5
	 2+ errors	6-4
Opponent 0-2 runs	24-1		
..... 3-5 runs	10-6	Opp. made 0 errors	11-5
..... 6-9 runs	3-5 1 error	13-8
..... 10+ runs	1-6 2+ errors	14-5
Scored in 1st inning	17-8	Out-hit opponent	24-3
Opp. scored in 1st	10-6	Out-hit by opponent	8-14
Scores first	27-10	Hits are tied	6-1
Opp. scores first	11-8		

Record when team scores:											
Runs	0	1	2	3	4	5	6	7	8	9	10+
W-L	0-1	0-1	4-4	3-4	1-2	5-2	4-0	6-1	4-1	1-2	10-0

Record when opponent scores:											
Runs	0	1	2	3	4	5	6	7	8	9	10+
W-L	10-0	6-0	8-1	4-1	3-2	3-3	1-3	1-2	0-0	1-0	1-6

Record when leading after:									
Inn.	1	2	3	4	5	6	7	8	
W-L	13-5	18-6	23-6	26-3	34-3	36-3	35-3	37-1	

Record when trailing after:									
Inn.	1	2	3	4	5	6	7	8	
W-L	5-3	6-6	4-6	7-9	2-11	2-12	2-14	0-16	

Record when tied after:									
Inn.	1	2	3	4	5	6	7	8	
W-L	20-10	14-6	11-6	5-6	2-4	0-3	0-1	0-1	

Current losing streak: 1
 Longest winning streak: 15
 Longest losing streak: 3

Home attendance : 68528 (36 dates avg = 1903)
 Away attendance : 78330 (20 dates avg = 3916)
 Total attendance: 146858 (56 dates avg = 2622)



**2019 Tennessee Baseball
Season Game Highs for Tennessee (as of May 19, 2019)
(All games)**



TEAM GAME HIGHS

Batting

At bats:	42	-	vs Mississippi State (Apr 05, 2019)
Runs scored:	18	-	vs Northern Kentucky (Feb 19, 2019)
Hits:	17	-	vs South Carolina (Mar 22, 2019)
RBIs:	15	-	vs Northern Kentucky (Feb 19, 2019)
Doubles:	5	-	vs Indiana (Feb 22, 2019)
	5	-	vs Austin Peay (May 07, 2019)
	5	-	vs Tennessee Tech (May 14, 2019)
Triples:	2	-	vs Missouri (May 03, 2019)
Home runs:	7	-	vs Lipscomb (Apr 09, 2019)
Total bases:	33	-	vs Lipscomb (Apr 09, 2019)
Walks:	20	-	vs Northern Kentucky (Feb 19, 2019)
Strikeouts:	13	-	at Auburn (Mar 15, 2019)
Sac hits:	3	-	at Arkansas (Apr 28, 2019)
	3	-	vs Ole Miss (May 16, 2019)
	3	-	vs Ole Miss (May 17, 2019)
Sac flies:	3	-	vs Appalachian State (Feb 15, 2019)
	3	-	vs Belmont (Apr 02, 2019)
Stolen bases:	13	-	vs Tennessee Tech (May 14, 2019)
Hit by pitch:	3	-	vs South Carolina (Mar 24, 2019)
	3	-	at Vanderbilt (Mar 29, 2019)
	3	-	at Kentucky (Apr 20, 2019)
Caught stealing:	2	-	vs Louisiana Monroe (Mar 01, 2019 at Pensacola, Fla.)
	2	-	vs Fresno State (Mar 09, 2019)
Runners LOB:	17	-	vs North Florida (Mar 02, 2019 at Pensacola, Fla.)
Hit into DP:	3	-	vs UNC Asheville (Mar 12, 2019)

Fielding

Putouts:	33	-	vs Mississippi State (Apr 05, 2019)
Assists:	20	-	vs Georgia (Apr 12, 2019)
	20	-	vs Ole Miss (May 17, 2019)
Errors:	3	-	vs Fresno State (Mar 08, 2019)
	3	-	at Auburn (Mar 15, 2019)
	3	-	vs Ole Miss (May 17, 2019)
Passed balls:	1	-	(9 times)
DPs turned:	3	-	at Auburn (Mar 16, 2019)

Pitching

Innings pitched:	11.0	-	vs Mississippi State (Apr 05, 2019)
Runs allowed:	15	-	at Arkansas (Apr 27, 2019)
Earned runs:	15	-	at Arkansas (Apr 27, 2019)
Walks allowed:	9	-	vs Ole Miss (May 17, 2019)
Strikeouts:	21	-	vs Indiana (Feb 23, 2019)
Hits allowed:	18	-	at Arkansas (Apr 27, 2019)
Doubles allowed:	6	-	at Arkansas (Apr 27, 2019)
Triples allowed:	1	-	(7 times)
Homers allowed:	4	-	at Arkansas (Apr 27, 2019)
Wild pitches:	4	-	vs Indiana (Feb 23, 2019)
Hit batters:	3	-	vs Indiana (Feb 23, 2019)



**2019 Tennessee Baseball
Season Game Highs for Tennessee (as of May 19, 2019)
(All games)**



INDIVIDUAL GAME HIGHS

Batting

At bats:	6	-	Jay Charleston vs Indiana (Feb 23, 2019)
	6	-	Justin Ammons vs Tennessee Tech (May 14, 2019)
Runs scored:	4	-	Jay Charleston vs South Carolina (Mar 22, 2019)
	4	-	Andre Lipcius vs Austin Peay (May 07, 2019)
Hits:	4	-	(5 times)
RBI:	5	-	Luc Lipcius vs Northern Kentucky (Feb 19, 2019)
Doubles:	2	-	(11 times)
Triples:	1	-	(10 times)
Home runs:	2	-	Alerick Soularie vs Fresno State (Mar 09, 2019)
	2	-	Andre Lipcius vs Lipscomb (Apr 09, 2019)
	2	-	Alerick Soularie vs Lipscomb (Apr 09, 2019)
Total bases:	10	-	Alerick Soularie vs Lipscomb (Apr 09, 2019)
Walks:	4	-	Evan Russell vs Northern Kentucky (Feb 19, 2019)
	4	-	Justin Ammons vs Indiana (Feb 23, 2019)
	4	-	Evan Russell vs North Florida (Mar 02, 2019 at Pensacola, Fla.)
Strikeouts:	3	-	(12 times)
Sac hits:	2	-	Landon Gray at Arkansas (Apr 28, 2019)
	2	-	Connor Pavolony vs Ole Miss (May 16, 2019)
	2	-	Jay Charleston vs Ole Miss (May 17, 2019)
Sac flies:	2	-	Jay Charleston vs Belmont (Apr 02, 2019)
	2	-	Justin Ammons vs Georgia (Apr 12, 2019)
	2	-	Evan Russell vs Ole Miss (May 17, 2019)
Stolen bases:	5	-	Jay Charleston vs Tennessee Tech (May 14, 2019)
Hit by pitch:	2	-	Landon Gray at Vanderbilt (Mar 29, 2019)
Caught stealing:	1	-	(13 times)
Runners LOB:	7	-	Andre Lipcius vs Indiana (Feb 23, 2019)

Fielding

Putouts:	17	-	Connor Pavolony vs Indiana (Feb 23, 2019)
Assists:	9	-	Ricky Martinez vs Mississippi State (Apr 05, 2019)
Errors:	2	-	(4 times)
Passed balls:	1	-	(9 times)

Pitching

Innings pitched:	9.0	-	Garrett Stallings vs Georgia (Apr 12, 2019)
	9.0	-	Garrett Stallings vs Ole Miss (May 16, 2019)
Runs allowed:	8	-	Will Neely vs Fresno State (Mar 10, 2019)
	8	-	Garrett Stallings at Arkansas (Apr 27, 2019)
Earned runs:	8	-	Will Neely vs Fresno State (Mar 10, 2019)
	8	-	Garrett Stallings at Arkansas (Apr 27, 2019)
Walks allowed:	5	-	Zach Linginfelter at Auburn (Mar 16, 2019)
Strikeouts:	13	-	Zach Linginfelter vs Indiana (Feb 23, 2019)
Hits allowed:	11	-	Garrett Stallings vs Fresno State (Mar 08, 2019)
Doubles allowed:	5	-	Garrett Stallings at Arkansas (Apr 27, 2019)
Triples allowed:	1	-	(7 times)
Homers allowed:	3	-	Garrett Crochet at Florida (May 11, 2019)
Wild pitches:	3	-	Zach Linginfelter vs Indiana (Feb 23, 2019)
Hit batters:	2	-	(9 times)



2019 Tennessee Baseball
 Batting Leaders for Tennessee (as of May 19, 2019)
 (All games)



Hitting minimums - 1 Games 1 AB 2.0 AB/Game 1 TPA
 Pitching minimums - 1 Games 5 IP 1 BF 1.0 IP/Game

Batting avg		Slugging pct		On base pct	
1. 1 Alerick Soularie	.365	1. 1 Alerick Soularie	.635	1. 1 Alerick Soularie	.472
2. 13 Andre Lipcius	.307	2. 13 Andre Lipcius	.600	2. 13 Andre Lipcius	.406
3. 7 Jake Rucker	.285	3. 6 Evan Russell	.450	3. 6 Evan Russell	.387
4. 12 Ricky Martinez	.284	4. 12 Ricky Martinez	.393	4. 7 Jake Rucker	.368
5. 6 Evan Russell	.275	5. 9 Justin Ammons	.356	5. 9 Justin Ammons	.366
Runs scored		Hits		Runs batted in	
1. 1 Alerick Soularie	49	1. 13 Andre Lipcius	66	1. 13 Andre Lipcius	56
13 Andre Lipcius	49	2. 1 Alerick Soularie	65	2. 1 Alerick Soularie	45
3. 9 Justin Ammons	44	3. 12 Ricky Martinez	57	3. 6 Evan Russell	38
4. 4 Jay Charleston	41	4. 9 Justin Ammons	50	4. 7 Jake Rucker	26
5. 12 Ricky Martinez	33	5. 2 tied at.....	47	12 Ricky Martinez	26
Doubles		Triples		Home runs	
1. 12 Ricky Martinez	17	1. 40 Luc Lipcius	2	1. 13 Andre Lipcius	16
2. 13 Andre Lipcius	15	2. 8 tied at.....	1	2. 1 Alerick Soularie	11
3. 1 Alerick Soularie	13			3. 6 Evan Russell	5
4. 6 Evan Russell	11			4. 5 tied at.....	3
5. 2 tied at.....	9				
Total bases		Walks		Hit by pitch	
1. 13 Andre Lipcius	129	1. 1 Alerick Soularie	33	1. 12 Ricky Martinez	7
2. 1 Alerick Soularie	113	2. 9 Justin Ammons	31	2. 13 Andre Lipcius	6
3. 12 Ricky Martinez	79	13 Andre Lipcius	31	17 Connor Pavolony	6
4. 9 Justin Ammons	69	4. 6 Evan Russell	28	4. 7 Jake Rucker	5
5. 6 Evan Russell	67	5. 4 Jay Charleston	27	5. 2 tied at.....	4
Sac bunts		Sac flies		Stolen bases	
1. 19 Landon Gray	7	1. 6 Evan Russell	6	1. 4 Jay Charleston	38
2. 7 Jake Rucker	6	2. 9 Justin Ammons	3	2. 9 Justin Ammons	20
3. 4 Jay Charleston	5	4 Jay Charleston	3	3. 12 Ricky Martinez	10
4. 4 tied at.....	3	4. 5 tied at.....	2	13 Andre Lipcius	10
				5. 1 Alerick Soularie	7
Caught stealing		Steal attempts		Stolen base pct	
1. 9 Justin Ammons	5	1. 4 Jay Charleston	42	1. 6 Evan Russell	1.000
2. 4 Jay Charleston	4	2. 9 Justin Ammons	25	2. 13 Andre Lipcius	.909
3. 4 tied at.....	1	3. 12 Ricky Martinez	11	12 Ricky Martinez	.909
		13 Andre Lipcius	11	4. 4 Jay Charleston	.905
		5. 1 Alerick Soularie	8	5. 1 Alerick Soularie	.875
Strikeouts		Grounded into DP		Total plate appearances	
1. 9 Justin Ammons	43	1. 1 Alerick Soularie	5	1. 13 Andre Lipcius	254
2. 12 Ricky Martinez	40	12 Ricky Martinez	5	2. 4 Jay Charleston	251
3. 4 Jay Charleston	39	3. 7 Jake Rucker	3	3. 9 Justin Ammons	235
6 Evan Russell	39	13 Andre Lipcius	3	4. 12 Ricky Martinez	227
5. 1 Alerick Soularie	37	5. 5 tied at.....	1	5. 1 Alerick Soularie	215
At bats		Games played		Game starts	
1. 13 Andre Lipcius	215	1. 7 Jake Rucker	56	1. 13 Andre Lipcius	56
2. 4 Jay Charleston	212	4 Jay Charleston	56	2. 12 Ricky Martinez	55
3. 12 Ricky Martinez	201	12 Ricky Martinez	56	4 Jay Charleston	55
4. 9 Justin Ammons	194	13 Andre Lipcius	56	4. 9 Justin Ammons	50
5. 1 Alerick Soularie	178	5. 2 tied at.....	55	5. 2 tied at.....	49
Games as sub					
1. 35 Nico Mascia	20				
2. 5 Zach Daniels	19				
3. 10 Pete Derkay	17				
4. 14 Austin Knight	14				
5. 3 tied at.....	11				



2019 Tennessee Baseball
Pitching Leaders for Tennessee (as of May 19, 2019)
(All games)



Hitting minimums - 1 Games 1 AB 2.0 AB/Game 1 TPA
Pitching minimums - 1 Games 5 IP 1 BF 1.0 IP/Game

Earned run avg		Opposing bat avg		Won-loss pct	
1. 27 Garrett Stallings	3.12	1. 25 Zach Lingenfelter	.228	1. 27 Garrett Stallings	.727
2. 34 Garrett Crochet	4.27	2. 27 Garrett Stallings	.261	2. 34 Garrett Crochet	.571
3. 25 Zach Lingenfelter	5.16	3. 34 Garrett Crochet	.268	3. 25 Zach Lingenfelter	.545
Wins		Losses		Saves	
1. 27 Garrett Stallings	8	1. 25 Zach Lingenfelter	5	1. 46 Redmond Walsh	9
2. 25 Zach Lingenfelter	6	2. 27 Garrett Stallings	3	2. 34 Garrett Crochet	3
3. 4 tied at.....	4	34 Garrett Crochet	3	3. 30 Andrew Schultz	2
		4. 46 Redmond Walsh	2	4. 3 tied at.....	1
		5. 5 tied at.....	1		
Innings pitched		Batters struck out		Appearances	
1. 27 Garrett Stallings	92.1	1. 27 Garrett Stallings	98	1. 46 Redmond Walsh	25
2. 25 Zach Lingenfelter	68.0	2. 34 Garrett Crochet	72	2. 11 Will Heflin	23
3. 34 Garrett Crochet	59.0	3. 25 Zach Lingenfelter	70	30 Andrew Schultz	23
		4. 46 Redmond Walsh	44	4. 32 Sean Hunley	19
		5. 16 Camden Sewell	39	5. 3 tied at.....	18
Games started		Games finished		Games in relief	
1. 25 Zach Lingenfelter	15	1. 46 Redmond Walsh	18	1. 46 Redmond Walsh	25
2. 27 Garrett Stallings	14	2. 37 Richard Jackson	7	2. 30 Andrew Schultz	23
3. 15 Will Neely	9	3. 34 Garrett Crochet	5	3. 11 Will Heflin	22
4. 34 Garrett Crochet	6	30 Andrew Schultz	5	4. 37 Richard Jackson	18
5. 2 tied at.....	4	28 Elijah Pleasants	5	5. 45 Chase Silseth	16
Wild pitches		Balks		Hit batters	
1. 25 Zach Lingenfelter	9	1. 27 Garrett Stallings	1	1. 25 Zach Lingenfelter	9
2. 27 Garrett Stallings	6	32 Sean Hunley	1	15 Will Neely	9
3. 30 Andrew Schultz	4			3. 34 Garrett Crochet	6
4. 37 Richard Jackson	3			4. 30 Andrew Schultz	5
5. 3 tied at.....	2			5. 2 tied at.....	4
Intentional BB allowed		Runners picked off		Batters SO out looking	
1. 30 Andrew Schultz	1	1. 27 Garrett Stallings	2	1. 27 Garrett Stallings	31
15 Will Neely	1	11 Will Heflin	2	2. 34 Garrett Crochet	18
11 Will Heflin	1	17 Connor Pavolony	2	3. 25 Zach Lingenfelter	16
		32 Sean Hunley	2	4. 46 Redmond Walsh	9
		5. 4 tied at.....	1	32 Sean Hunley	9
Sac bunts allowed		Sac flies allowed		Hits allowed	
1. 34 Garrett Crochet	4	1. 32 Sean Hunley	4	1. 25 Zach Lingenfelter	57
2. 27 Garrett Stallings	3	2. 25 Zach Lingenfelter	2	2. 34 Garrett Crochet	60
3. 16 Camden Sewell	2	3. 6 tied at.....	1	3. 27 Garrett Stallings	95
4. 7 tied at.....	1				
Runs allowed		Earned runs allowed		Walks allowed	
1. 34 Garrett Crochet	32	1. 34 Garrett Crochet	28	1. 27 Garrett Stallings	13
2. 27 Garrett Stallings	37	2. 27 Garrett Stallings	32	2. 34 Garrett Crochet	22
3. 25 Zach Lingenfelter	42	3. 25 Zach Lingenfelter	39	3. 25 Zach Lingenfelter	25
Doubles allowed		Triples allowed		Home runs allowed	
1. 25 Zach Lingenfelter	6	1. 34 Garrett Crochet	0	1. 34 Garrett Crochet	8
2. 34 Garrett Crochet	8	2. 27 Garrett Stallings	2	2. 27 Garrett Stallings	9
3. 27 Garrett Stallings	15	25 Zach Lingenfelter	2	3. 25 Zach Lingenfelter	10



2019 Tennessee Baseball
Miscellaneous Stats for Tennessee (as of May 19, 2019)
(All games)



Multiple Hit Games	2	3	4	5+	Total
13 Andre Lipcius	14	3	2	-	19
1 Alerick Soularie	10	6	1	-	17
12 Ricky Martinez	11	3	2	-	16
7 Jake Rucker	12	2	-	-	14
9 Justin Ammons	11	1	-	-	12
4 Jay Charleston	7	3	-	-	10
6 Evan Russell	8	2	-	-	10
40 Luc Lipcius	4	1	-	-	5
17 Connor Pavolony	4	1	-	-	5
42 Max Ferguson	4	-	-	-	4
8 Christian Scott	1	1	-	-	2
10 Pete Derkay	2	-	-	-	2
19 Landon Gray	1	1	-	-	2
5 Zach Daniels	1	-	-	-	1
TEAM	90	24	5	0	119

Multiple RBI Games	2	3	4	5+	Total
13 Andre Lipcius	5	8	3	-	16
1 Alerick Soularie	9	4	1	-	14
6 Evan Russell	5	2	1	-	8
12 Ricky Martinez	5	1	1	-	7
9 Justin Ammons	6	-	-	-	6
4 Jay Charleston	2	3	-	-	5
7 Jake Rucker	5	-	-	-	5
10 Pete Derkay	5	-	-	-	5
40 Luc Lipcius	-	2	-	1	3
19 Landon Gray	3	-	-	-	3
5 Zach Daniels	2	-	-	-	2
17 Connor Pavolony	-	2	-	-	2
42 Max Ferguson	1	-	-	-	1
TEAM	48	22	6	1	77

Hitting Streaks	Longest	Current
1 Alerick Soularie	14	1
13 Andre Lipcius	14	-
9 Justin Ammons	10	6
6 Evan Russell	6	1
12 Ricky Martinez	6	-
7 Jake Rucker	6	-
4 Jay Charleston	6	1
42 Max Ferguson	4	-
40 Luc Lipcius	4	2
19 Landon Gray	4	-
17 Connor Pavolony	4	4
5 Zach Daniels	4	1
10 Pete Derkay	3	3
8 Christian Scott	2	-
35 Nico Mascia	1	-
14 Austin Knight	1	-
21 Trey Lipscomb	1	1

Reached Base Streaks	Longest	Current
1 Alerick Soularie	26	21
13 Andre Lipcius	23	-
9 Justin Ammons	17	8
12 Ricky Martinez	16	-
7 Jake Rucker	14	5
6 Evan Russell	11	11
4 Jay Charleston	10	2
42 Max Ferguson	10	10
17 Connor Pavolony	7	4
10 Pete Derkay	7	3
40 Luc Lipcius	6	2
19 Landon Gray	5	-
5 Zach Daniels	4	1
8 Christian Scott	4	-
35 Nico Mascia	2	-
21 Trey Lipscomb	1	1
14 Austin Knight	1	1



2019 Tennessee Baseball
 Miscellaneous Stats for Tennessee (as of May 19, 2019)
 (All games)



Starting Lineup By Position
 (Team W-L record when starter)

PITCHER:		
25 Zach Linginfelter	15	(8-7)
27 Garrett Stallings	14	(9-5)
15 Will Neely	9	(6-3)
34 Garrett Crochet	6	(4-2)
16 Camden Sewell	4	(4-0)
32 Sean Hunley	4	(4-0)
45 Chase Silseth	2	(2-0)
28 Elijah Pleasants	1	(1-0)
11 Will Heflin	1	(0-1)
CATCHER:		
17 Connor Pavolony	29	(20-9)
19 Landon Gray	27	(18-9)
FIRST BASE:		
10 Pete Derkay	22	(11-11)
42 Max Ferguson	17	(11-6)
40 Luc Lipcius	16	(15-1)
1 Alerick Soularie	1	(1-0)
SECOND BASE:		
7 Jake Rucker	49	(33-16)
42 Max Ferguson	5	(3-2)
4 Jay Charleston	1	(1-0)
1 Alerick Soularie	1	(1-0)
THIRD BASE:		
13 Andre Lipcius	56	(38-18)
SHORTSTOP:		
12 Ricky Martinez	55	(37-18)
14 Austin Knight	1	(1-0)
LEFT FIELD:		
1 Alerick Soularie	44	(26-18)
6 Evan Russell	11	(11-0)
5 Zach Daniels	1	(1-0)
CENTER FIELD:		
4 Jay Charleston	54	(36-18)
8 Christian Scott	1	(1-0)
5 Zach Daniels	1	(1-0)
RIGHT FIELD:		
9 Justin Ammons	50	(35-15)
8 Christian Scott	5	(2-3)
5 Zach Daniels	1	(1-0)
DESIGNATED HITTER:		
6 Evan Russell	34	(20-14)
10 Pete Derkay	7	(6-1)
5 Zach Daniels	7	(5-2)
35 Nico Mascia	3	(2-1)
1 Alerick Soularie	3	(3-0)
42 Max Ferguson	1	(1-0)
21 Trey Lipscomb	1	(1-0)

Starting Lineup By Lineup Spot
 (Team W-L record when starter)

LEADOFF:		
9 Justin Ammons	40	(28-12)
4 Jay Charleston	14	(10-4)
8 Christian Scott	1	(0-1)
10 Pete Derkay	1	(0-1)
2ND SPOT:		
4 Jay Charleston	40	(27-13)
42 Max Ferguson	8	(6-2)
8 Christian Scott	3	(2-1)
5 Zach Daniels	2	(2-0)
13 Andre Lipcius	1	(0-1)
10 Pete Derkay	1	(1-0)
9 Justin Ammons	1	(0-1)
3RD SPOT:		
13 Andre Lipcius	55	(38-17)
1 Alerick Soularie	1	(0-1)
CLEANUP:		
1 Alerick Soularie	39	(23-16)
6 Evan Russell	17	(15-2)
5TH SPOT:		
6 Evan Russell	23	(12-11)
10 Pete Derkay	10	(6-4)
9 Justin Ammons	7	(6-1)
19 Landon Gray	6	(6-0)
1 Alerick Soularie	6	(5-1)
12 Ricky Martinez	3	(2-1)
5 Zach Daniels	1	(1-0)
6TH SPOT:		
7 Jake Rucker	14	(9-5)
12 Ricky Martinez	11	(5-6)
10 Pete Derkay	7	(4-3)
17 Connor Pavolony	7	(7-0)
6 Evan Russell	5	(4-1)
19 Landon Gray	4	(2-2)
1 Alerick Soularie	3	(3-0)
35 Nico Mascia	3	(2-1)
42 Max Ferguson	1	(1-0)
14 Austin Knight	1	(1-0)
7TH SPOT:		
12 Ricky Martinez	30	(23-7)
10 Pete Derkay	8	(5-3)
42 Max Ferguson	6	(3-3)
7 Jake Rucker	6	(3-3)
19 Landon Gray	2	(1-1)
17 Connor Pavolony	2	(1-1)
40 Luc Lipcius	1	(1-0)
5 Zach Daniels	1	(1-0)
8TH SPOT:		
40 Luc Lipcius	15	(14-1)
17 Connor Pavolony	11	(4-7)
7 Jake Rucker	10	(6-4)
12 Ricky Martinez	6	(5-1)
19 Landon Gray	4	(2-2)
5 Zach Daniels	3	(2-1)
9 Justin Ammons	2	(1-1)
10 Pete Derkay	2	(1-1)
21 Trey Lipscomb	1	(1-0)
42 Max Ferguson	1	(1-0)
8 Christian Scott	1	(1-0)
9TH SPOT:		
7 Jake Rucker	19	(15-4)
19 Landon Gray	11	(7-4)
17 Connor Pavolony	9	(8-1)
42 Max Ferguson	7	(4-3)
12 Ricky Martinez	5	(2-3)



Individual Career History



Justin Ammons

Year	avg	gp-gs	ab	r	h	2b	3b	hr	rbi	bb	so	sb-att
2017	.250	48-47	184	26	46	11	1	2	15	28	35	5-10
2018	.274	55-55	212	34	58	8	3	3	22	25	36	6-6
2019	.258	55-50	194	44	50	8	1	3	19	31	43	20-25
TOTAL	.261	158-152	590	104	154	27	5	8	56	84	114	31-41

SINGLE-GAME HIGHS [all-time ranking]:

Hits: 4 [t-5th], Florida, Apr 08, 2018; vs UC Irvine, Feb 25, 2017

Doubles: 3 [t-2nd], vs UC Irvine, Feb 25, 2017

Triples: 1 [t-1st], 5 times

Home runs: 1, 8 times

Total bases: 9 [t-4th], vs UC Irvine, Feb 25, 2017

RBI: 2, 13 times

Runs scored: 3, 4 times

Walks: 4 [t-2nd], Indiana, Feb 23, 2019

Hit by pitch: 2 [t-1st], Middle Tennessee, Mar 04, 2018

Struck out: 4 [t-1st], at Florida, Apr 07, 2017

Sac flies: 2 [t-1st], Georgia, Apr 12, 2019

Sac bunts: 2 [t-1st], at Texas A&M, Apr 23, 2017

At bats: 6 [t-8th], at Florida, Apr 07, 2017; Florida, Apr 08, 2018; Tennessee Tech, May 14, 2019

Stolen bases: 3 [t-2nd], Belmont, Apr 02, 2019

Caught stealing: 2 [t-1st], ETSU, May 02, 2017

Field chances: 5, Texas A&M, Apr 21, 2018; at Georgia Bulldogs, Apr 28, 2018

Putouts: 5, Texas A&M, Apr 21, 2018; at Georgia Bulldogs, Apr 28, 2018

Assists: 1, 9 times

Jay Charleston

Year	avg	gp-gs	ab	r	h	2b	3b	hr	rbi	bb	so	sb-att
2017	.250	25-12	48	9	12	0	0	0	3	5	14	5-6
2018	.285	56-55	228	42	65	6	0	4	26	21	52	21-26
2019	.222	56-55	212	41	47	9	1	0	22	27	39	38-42
TOTAL	.254	137-122	488	92	124	15	1	4	51	53	105	64-74

SINGLE-GAME HIGHS [all-time ranking]:

Hits: 4 [t-5th], at Georgia Bulldogs, Apr 29, 2018; ETSU, Mar 20, 2018

Doubles: 2 [t-6th], Belmont, Apr 03, 2018; Tennessee Tech, May 14, 2019

Triples: 1 [t-1st], at Kentucky, Apr 18, 2019

Home runs: 1, at Georgia Bulldogs, Apr 27, 2018; Maryland, Feb 18, 2018; at Western Carolina, Mar 27, 2018

Total bases: 6, at Western Carolina, Mar 27, 2018

RBI: 3, 4 times

Runs scored: 4 [t-2nd], South Carolina, Mar 22, 2019

Walks: 2, 6 times

Hit by pitch: 1, 11 times

Struck out: 3, 6 times

Sac flies: 2 [t-1st], Belmont, Apr 02, 2019

Sac bunts: 2 [t-1st], Alabama, Mar 25, 2018; Ole Miss, May 17, 2019

At bats: 6 [t-8th], 5 times

Stolen bases: 5 [1st], Tennessee Tech, May 14, 2019

Caught stealing: 1 [t-5th], 10 times

Field chances: 10, at LSU, Apr 14, 2018; at Cincinnati, Mar 11, 2018

Putouts: 8, Liberty, Feb 26, 2019

Assists: 6, at LSU, Apr 14, 2018



Individual Career History

Garrett Crochet

Year	era	w-l	app	gs	cg	sho	sv	ip	h	r	er	bb	so
2018	5.51	5-6	17	6	0	0/0	1	63.2	68	49	39	26	62
2019	4.27	4-3	16	6	0	0/2	3	59.0	60	32	28	22	72
TOTAL	4.92	9-9	33	12	0	0/2	4	122.2	128	81	67	48	134

SINGLE-GAME HIGHS [all-time ranking]:

Innings pitched: 8.0, at Cincinnati, Mar 09, 2018
 Walks allowed: 4, at Arkansas, Apr 26, 2019; at South Carolina, Mar 29, 2018; at Mizzou, May 17, 2018
 Strikeouts: 9 [t-9th], Appalachian State, Feb 16, 2019; Indiana, Feb 24, 2019
 Batters faced: 31, at Cincinnati, Mar 09, 2018
 Field chances: 4, at Cincinnati, Mar 09, 2018
 Putouts: 2, at Kentucky, Apr 18, 2019
 Assists: 4, at Cincinnati, Mar 09, 2018
 Runners CS: 1, 4 times

Zach Daniels

Year	avg	gp-gs	ab	r	h	2b	3b	hr	rbi	bb	so	sb-att
2018	.161	35-28	93	18	15	2	0	5	16	24	40	2-2
2019	.196	29-10	56	10	11	1	0	3	9	5	28	1-1
TOTAL	.174	64-38	149	28	26	3	0	8	25	29	68	3-3

SINGLE-GAME HIGHS [all-time ranking]:

Hits: 2, UNCG, Feb 24, 2018; UNCG, Feb 25, 2018; UNC Asheville, Mar 12, 2019
 Doubles: 1, Georgia, Apr 12, 2019; Memphis, Mar 03, 2018; at Cincinnati, Mar 11, 2018
 Home runs: 1, 8 times
 Total bases: 5, UNCG, Feb 24, 2018; UNCG, Feb 25, 2018
 RBI: 4, Lipscomb, Feb 20, 2018
 Runs scored: 2, 4 times
 Walks: 4 [t-2nd], ETSU, Mar 02, 2018
 Hit by pitch: 1, Western Carolina, Mar 14, 2018
 Struck out: 3, Maryland, Feb 18, 2018; Northern Kentucky, Feb 19, 2019
 Sac bunts: 1, Memphis, Mar 03, 2018
 At bats: 6 [t-8th], at Western Carolina, Mar 27, 2018
 Stolen bases: 1, Lipscomb, Apr 09, 2019; James Madison, Mar 06, 2018; ETSU, Mar 20, 2018
 Field chances: 5, UNCG, Feb 24, 2018; UNCG, Feb 25, 2018; Middle Tennessee, Mar 04, 2018
 Putouts: 4, 5 times
 Assists: 1, Maryland, Feb 18, 2018



Individual Career History



Pete Derkay

Year	avg	gp-gs	ab	r	h	2b	3b	hr	rbi	bb	so	sb-att
2017	.288	51-50	160	22	46	6	1	1	18	37	21	3-4
2018	.254	56-55	189	21	48	15	1	0	32	41	34	2-2
2019	.245	46-29	98	15	24	5	0	3	19	18	16	1-1
TOTAL	.264	153-134	447	58	118	26	2	4	69	96	71	6-7

SINGLE-GAME HIGHS [all-time ranking]:

Hits: 4 [t-5th], vs UC Irvine, Feb 25, 2017

Doubles: 1, 26 times

Triples: 1 [t-1st], vs Seton Hall, Feb 24, 2017; UNCG, Feb 24, 2018

Home runs: 1, 4 times

Total bases: 5, vs Seton Hall, Feb 24, 2017

RBI: 4, at Western Carolina, Mar 27, 2018

Runs scored: 3, Austin Peay, Mar 15, 2017

Walks: 3 [t-7th], 4 times

Hit by pitch: 2 [t-1st], Austin Peay, Mar 15, 2017; at Kentucky, May 14, 2017

Struck out: 3, at Mizzou, May 18, 2018

Sac flies: 1 [t-7th], 8 times

Sac bunts: 1, UNC Asheville, Mar 12, 2019; Vanderbilt, May 13, 2018

At bats: 6 [t-8th], at Texas A&M, Apr 23, 2017; at Western Carolina, Mar 27, 2018; at Mizzou, May 17, 2018

Stolen bases: 1, 6 times

Caught stealing: 1 [t-5th], at LMU, Feb 22, 2017

Field chances: 15, at Texas A&M, Apr 23, 2017; Kentucky, May 05, 2018

Putouts: 14, at Texas A&M, Apr 23, 2017; Kentucky, May 05, 2018

Assists: 4, UNCG, Feb 24, 2018

Runners CS: 1, 5 times

Max Ferguson

Year	avg	gp-gs	ab	r	h	2b	3b	hr	rbi	bb	so	sb-att
2019	.231	33-23	78	11	18	1	1	0	9	19	14	4-4
TOTAL	.231	33-23	78	11	18	1	1	0	9	19	14	4-4

SINGLE-GAME HIGHS [all-time ranking]:

Hits: 2, 4 times

Doubles: 1, South Carolina, Mar 23, 2019

Triples: 1 [t-1st], at Auburn, Mar 17, 2019

Total bases: 4, at Auburn, Mar 17, 2019

RBI: 2, Georgia, Apr 11, 2019

Runs scored: 2, at Kentucky, Apr 19, 2019

Walks: 3 [t-7th], Lipscomb, Apr 09, 2019; Morehead State, Apr 16, 2019

Hit by pitch: 1, Georgia, Apr 12, 2019; at Kentucky, Apr 20, 2019

Struck out: 2, 4 times

Sac flies: 1 [t-7th], South Carolina, Mar 24, 2019

Sac bunts: 1, Fresno State, Mar 09, 2019

At bats: 5, Mississippi State, Apr 05, 2019; South Carolina, Mar 22, 2019

Stolen bases: 1, 4 times

Field chances: 17 [t-4th], Georgia, Apr 12, 2019

Putouts: 15 [t-6th], Georgia, Apr 12, 2019

Assists: 4, Mississippi State, Apr 07, 2019



Individual Career History



Landon Gray

Year	avg	gp-gs	ab	r	h	2b	3b	hr	rbi	bb	so	sb-att
2019	.163	38-27	86	5	14	3	1	3	11	8	25	0-0
TOTAL	.163	38-27	86	5	14	3	1	3	11	8	25	0-0

SINGLE-GAME HIGHS [all-time ranking]:

Hits: 3, Appalachian State, Feb 17, 2019
 Doubles: 1, Indiana, Feb 22, 2019; Indiana, Feb 24, 2019; Austin Peay, May 07, 2019
 Triples: 1 [t-1st], South Carolina, Mar 22, 2019
 Home runs: 1, Lipscomb, Apr 09, 2019; Appalachian State, Feb 17, 2019; South Carolina, Mar 22, 2019
 Total bases: 7, South Carolina, Mar 22, 2019
 RBI: 2, Lipscomb, Apr 09, 2019; at Kentucky, Apr 19, 2019; South Carolina, Mar 22, 2019
 Runs scored: 1, 5 times
 Walks: 2, Fresno State, Mar 08, 2019
 Hit by pitch: 2 [t-1st], at Vanderbilt, Mar 29, 2019
 Struck out: 3, at Kentucky, Apr 18, 2019
 Sac flies: 1 [t-7th], Austin Peay, May 07, 2019; Ole Miss, May 18, 2019
 Sac bunts: 2 [t-1st], at Arkansas, Apr 28, 2019
 At bats: 5, South Carolina, Mar 22, 2019; at Florida, May 11, 2019
 Field chances: 17 [t-4th], Fresno State, Mar 08, 2019
 Putouts: 15 [t-6th], Indiana, Feb 24, 2019
 Assists: 4, vs Louisiana Monroe, Mar 01, 2019; Fresno State, Mar 08, 2019
 Runners CS: 2 [t-1st], Fresno State, Mar 08, 2019

Will Heflin

Year	avg	gp-gs	ab	r	h	2b	3b	hr	rbi	bb	so	sb-att
2017	.171	21-7	35	3	6	1	0	0	6	2	7	1-1
2018	.000	4-0	1	1	0	0	0	0	0	0	1	0-0
2019	.000	1-0	0	1	0	0	0	0	0	0	0	0-0
TOTAL	.167	26-7	36	5	6	1	0	0	6	2	8	1-1

Year	era	w-l	app	gs	cg	sho	sv	ip	h	r	er	bb	so
2017	2.93	0-0	12	0	0	0/1	0	15.1	13	5	5	8	8
2018	5.63	4-3	17	5	0	0/0	0	38.1	45	27	24	23	28
2019	2.63	4-1	23	1	0	0/3	0	27.1	26	12	8	12	26
TOTAL	4.11	8-4	52	6	0	0/4	0	81.0	84	44	37	43	62

SINGLE-GAME HIGHS [all-time ranking]:

Hits: 2, ETSU, May 02, 2017
 Doubles: 1, ETSU, May 02, 2017
 Total bases: 3, ETSU, May 02, 2017
 RBI: 2, ETSU, May 02, 2017; Arkansas, May 04, 2017
 Runs scored: 2, ETSU, May 02, 2017
 Walks: 1, Belmont, May 09, 2017; at Eastern Kentucky, May 10, 2017
 Struck out: 3, at ETSU, Apr 11, 2017
 Sac flies: 1 [t-7th], at Florida, Apr 07, 2017
 At bats: 4, at ETSU, Apr 11, 2017; ETSU, May 02, 2017; Arkansas, May 04, 2017
 Stolen bases: 1, Belmont, May 09, 2017
 Innings pitched: 6.0, at ETSU, Apr 17, 2018
 Walks allowed: 4, Tennessee Tech, Apr 25, 2018
 Strikeouts: 8, UNC Asheville, Mar 13, 2019
 Batters faced: 24, at ETSU, Apr 17, 2018
 Field chances: 2, Austin Peay, Mar 15, 2017; South Carolina, Mar 19, 2017
 Putouts: 2, Austin Peay, Mar 15, 2017; South Carolina, Mar 19, 2017
 Assists: 1, 8 times
 Runners CS: 1, Tennessee Tech, Apr 25, 2018; Middle Tennessee, Feb 27, 2018; Ole Miss, May 17, 2019



Individual Career History



Sean Hunley

Year	era	w-l	app	gs	cg	sho	sv	ip	h	r	er	bb	so
2018	2.64	7-3	15	14	1	1/1	0	75.0	77	25	22	18	53
2019	2.55	4-0	19	4	0	0/2	1	42.1	30	13	12	11	27
TOTAL	2.61	11-3	34	18	1	1/3	1	117.1	107	38	34	29	80

SINGLE-GAME HIGHS [all-time ranking]:

Innings pitched: 9.0 [1-1st], Western Carolina, Mar 14, 2018

Walks allowed: 3, 4 times

Strikeouts: 11 [5th], UT Martin, Apr 10, 2018

Batters faced: 32, Western Carolina, Mar 14, 2018

Field chances: 3, vs Troy, Mar 05, 2019

Putouts: 1, 6 times

Assists: 2, 4 times

Runners CS: 1, 5 times

Richard Jackson

Year	era	w-l	app	gs	cg	sho	sv	ip	h	r	er	bb	so
2016	6.23	0-0	4	0	0	0/0	0	4.1	5	3	3	2	4
2017	3.38	0-0	2	0	0	0/0	0	2.2	1	1	1	0	1
2018	12.15	0-0	8	0	0	0/0	0	6.2	14	10	9	3	6
2019	1.80	1-0	18	0	0	0/2	1	15.0	6	3	3	3	15
TOTAL	5.02	1-0	32	0	0	0/2	1	28.2	26	17	16	8	26

SINGLE-GAME HIGHS [all-time ranking]:

Innings pitched: 2.2, James Madison, Mar 07, 2018

Walks allowed: 1, 8 times

Strikeouts: 4, Austin Peay, May 07, 2019

Batters faced: 16, James Madison, Mar 07, 2018

Field chances: 1, 7 times

Putouts: 1, Liberty, Feb 26, 2019

Assists: 1, 6 times

Runners CS: 1, Belmont, Apr 02, 2019



Individual Career History



Austin Knight

Year	avg	gp-gs	ab	r	h	2b	3b	hr	rbi	bb	so	sb-att
2019	.083	15-1	12	5	1	0	0	0	1	5	2	1-1
TOTAL	.083	15-1	12	5	1	0	0	0	1	5	2	1-1

SINGLE-GAME HIGHS [all-time ranking]:

Hits: 1, Fresno State, Mar 09, 2019

Total bases: 1, Fresno State, Mar 09, 2019

RBI: 1, Indiana, Feb 23, 2019

Runs scored: 2, Northern Kentucky, Feb 19, 2019

Walks: 2, Northern Kentucky, Feb 19, 2019

Struck out: 1, at Arkansas, Apr 27, 2019; vs Troy, Mar 05, 2019

Sac flies: 1 [t-7th], Indiana, Feb 23, 2019

At bats: 2, Northern Kentucky, Feb 19, 2019

Stolen bases: 1, Northern Kentucky, Feb 19, 2019

Field chances: 1, Lipscomb, Apr 09, 2019; at Arkansas, Apr 27, 2019; Northern Kentucky, Feb 19, 2019

Putouts: 1, Lipscomb, Apr 09, 2019

Assists: 1, at Arkansas, Apr 27, 2019; Northern Kentucky, Feb 19, 2019

Tanner Kohlhepp

Year	era	w-l	app	gs	cg	sho	sv	ip	h	r	er	bb	so
2019	11.25	0-0	7	0	0	0/1	0	4.0	4	5	5	7	5
TOTAL	11.25	0-0	7	0	0	0/1	0	4.0	4	5	5	7	5

SINGLE-GAME HIGHS [all-time ranking]:

Innings pitched: 1.0, Lipscomb, Apr 09, 2019; Northern Kentucky, Feb 19, 2019; vs Troy, Mar 05, 2019

Walks allowed: 3, Fresno State, Mar 09, 2019

Strikeouts: 2, vs Troy, Mar 05, 2019

Batters faced: 6, Fresno State, Mar 09, 2019

Field chances: 1, Lipscomb, Apr 09, 2019; Fresno State, Mar 09, 2019

Assists: 1, Lipscomb, Apr 09, 2019; Fresno State, Mar 09, 2019



Individual Career History

Zach Linginfelter

Year	avg	gp-gs	ab	r	h	2b	3b	hr	rbi	bb	so	sb-att
2017	.000	1-0	1	0	0	0	0	0	0	0	1	0-0
2018	.000	1-1	0	0	0	0	0	0	0	0	0	0-0
TOTAL	.000	2-1	1	0	0	0	0	0	0	0	1	0-0

Year	era	w-l	app	gs	cg	sho	sv	ip	h	r	er	bb	so
2017	3.67	3-4	22	6	0	0/1	3	56.1	48	29	23	25	61
2018	3.93	3-4	18	4	0	0/0	2	55.0	45	28	24	38	71
2019	5.16	6-5	16	15	0	0/2	0	68.0	57	42	39	25	70
TOTAL	4.32	12-13	56	25	0	0/3	5	179.1	150	99	86	88	202

SINGLE-GAME HIGHS [all-time ranking]:

Struck out: 1, at Vanderbilt, Apr 29, 2017

At bats: 1, at Vanderbilt, Apr 29, 2017

Innings pitched: 7.0, at Texas A&M, Apr 23, 2017; vs North Florida, Mar 02, 2019; at Mizzou, May 17, 2018

Walks allowed: 6 [t-1st], Florida, Apr 08, 2018; UNCG, Feb 23, 2018

Strikeouts: 14 [1st], at Mizzou, May 17, 2018

Batters faced: 28, vs North Florida, Mar 02, 2019; at Mizzou, May 17, 2018

Field chances: 3, Georgia, Apr 02, 2017; at Memphis, Feb 18, 2017; at Kentucky, May 14, 2017

Putouts: 2, Mississippi State, Apr 06, 2019; at Memphis, Feb 18, 2017

Assists: 3, Georgia, Apr 02, 2017; at Kentucky, May 14, 2017

Runners CS: 2 [t-1st], at Mizzou, May 17, 2018

Andre Lipcius

Year	avg	gp-gs	ab	r	h	2b	3b	hr	rbi	bb	so	sb-att
2017	.275	52-52	193	32	53	11	2	1	26	31	36	9-13
2018	.315	56-55	203	39	64	11	0	7	42	28	29	2-3
2019	.307	56-56	215	49	66	15	0	16	56	31	28	10-11
TOTAL	.300	164-163	611	120	183	37	2	24	124	90	93	21-27

SINGLE-GAME HIGHS [all-time ranking]:

Hits: 4 [t-5th], 4 times

Doubles: 3 [t-2nd], at Memphis, Feb 19, 2017

Triples: 1 [t-1st], at Florida, Apr 08, 2017; Georgia, Mar 31, 2017

Home runs: 2 [t-1st], Lipscomb, Apr 09, 2019; ETSU, Mar 02, 2018

Total bases: 9 [t-4th], ETSU, Mar 02, 2018; at Florida, May 11, 2019

RBI: 6 [t-2nd], Maryland, Feb 18, 2018

Runs scored: 4 [t-2nd], ETSU, Mar 02, 2018; Austin Peay, May 07, 2019

Walks: 3 [t-7th], 4 times

Hit by pitch: 1, 13 times

Struck out: 3, at Mississippi State, Mar 24, 2017

Sac flies: 1 [t-7th], 9 times

At bats: 6 [t-8th], Middle Tennessee, Mar 04, 2018

Stolen bases: 2 [t-10th], Ole Miss, May 17, 2019

Caught stealing: 1 [t-5th], 6 times

Field chances: 15, Norfolk State, Mar 05, 2017; South Carolina, Mar 19, 2017

Putouts: 15 [t-6th], Norfolk State, Mar 05, 2017; South Carolina, Mar 19, 2017

Assists: 7 [t-8th], Kentucky, May 05, 2018



Individual Career History



Luc Lipcius

Year	avg	gp-gs	ab	r	h	2b	3b	hr	rbi	bb	so	sb-att
2017	.256	33-20	86	8	22	3	0	1	8	9	16	3-4
2018	.125	20-4	24	4	3	0	0	0	0	7	8	0-0
2019	.347	16-16	49	15	17	4	2	3	14	10	10	1-1
TOTAL	.264	69-40	159	27	42	7	2	4	22	26	34	4-5

SINGLE-GAME HIGHS [all-time ranking]:

Hits: 3, Northern Kentucky, Feb 19, 2019

Doubles: 1, 7 times

Triples: 1 [t-1st], Northern Kentucky, Feb 19, 2019; vs Troy, Mar 05, 2019

Home runs: 1, 4 times

Total bases: 8 [t-10th], Northern Kentucky, Feb 19, 2019

RBI: 5 [t-6th], Northern Kentucky, Feb 19, 2019

Runs scored: 3, vs North Florida, Mar 02, 2019

Walks: 2, Texas A&M, Apr 21, 2018; Appalachian State, Feb 16, 2019; vs North Florida, Mar 02, 2019

Hit by pitch: 2 [t-1st], Belmont, May 09, 2017

Struck out: 3, at Texas A&M, Apr 23, 2017; Fresno State, Mar 08, 2019

Sac flies: 1 [t-7th], Tennessee Tech, Apr 25, 2018; Appalachian State, Feb 15, 2019

Sac bunts: 1, Morehead State, May 16, 2017

At bats: 6 [t-8th], at Texas A&M, Apr 23, 2017

Stolen bases: 1, 4 times

Caught stealing: 1 [t-5th], at Vanderbilt, Apr 28, 2017

Field chances: 13, vs Louisiana Monroe, Mar 01, 2019

Putouts: 11, 4 times

Assists: 3, Indiana, Feb 22, 2019

Trey Lipscomb

Year	avg	gp-gs	ab	r	h	2b	3b	hr	rbi	bb	so	sb-att
2019	.071	12-1	14	0	1	1	0	0	1	0	2	0-0
TOTAL	.071	12-1	14	0	1	1	0	0	1	0	2	0-0

SINGLE-GAME HIGHS [all-time ranking]:

Hits: 1, Austin Peay, May 07, 2019

Doubles: 1, Austin Peay, May 07, 2019

Total bases: 2, Austin Peay, May 07, 2019

RBI: 1, vs Troy, Mar 05, 2019

Struck out: 2, Fresno State, Mar 09, 2019

At bats: 5, Lipscomb, Apr 09, 2019

Field chances: 2, vs Troy, Mar 05, 2019

Putouts: 1, 4 times

Assists: 2, vs Troy, Mar 05, 2019



Individual Career History



Ricky Martinez

Year	avg	gp-gs	ab	r	h	2b	3b	hr	rbi	bb	so	sb-att
2019	.284	56-55	201	33	57	17	1	1	26	16	40	10-11
TOTAL	.284	56-55	201	33	57	17	1	1	26	16	40	10-11

SINGLE-GAME HIGHS [all-time ranking]:

Hits: 4 [t-5th], vs Troy, Mar 05, 2019; Ole Miss, May 16, 2019
 Doubles: 2 [t-6th], at Kentucky, Apr 19, 2019; Fresno State, Mar 09, 2019
 Triples: 1 [t-1st], Morehead State, Apr 16, 2019
 Home runs: 1, at Florida, May 12, 2019
 Total bases: 5, at Kentucky, Apr 19, 2019; vs Troy, Mar 05, 2019; Ole Miss, May 16, 2019
 RBI: 4, Northern Kentucky, Feb 19, 2019
 Runs scored: 3, at Kentucky, Apr 19, 2019
 Walks: 3 [t-7th], vs North Florida, Mar 02, 2019
 Hit by pitch: 1, 7 times
 Struck out: 2, 11 times
 Sac bunts: 1, at Kentucky, Apr 20, 2019; ETSU, Mar 26, 2019; at Florida, May 10, 2019
 At bats: 5, 4 times
 Stolen bases: 2 [t-10th], Gardner-Webb, Apr 23, 2019
 Caught stealing: 1 [t-5th], Fresno State, Mar 09, 2019
 Field chances: 9, Mississippi State, Apr 05, 2019
 Putouts: 4, at Vanderbilt, Mar 30, 2019
 Assists: 9 [1st], Mississippi State, Apr 05, 2019

Nico Mascia

Year	avg	gp-gs	ab	r	h	2b	3b	hr	rbi	bb	so	sb-att
2017	.000	1-0	1	0	0	0	0	0	0	0	1	0-0
2018	.278	45-34	115	26	32	9	0	5	15	21	29	2-2
2019	.059	23-3	17	4	1	1	0	0	2	8	11	0-0
TOTAL	.248	69-37	133	30	33	10	0	5	17	29	41	2-2

SINGLE-GAME HIGHS [all-time ranking]:

Hits: 4 [t-5th], at Western Carolina, Mar 27, 2018
 Doubles: 3 [t-2nd], at Western Carolina, Mar 27, 2018
 Home runs: 1, 5 times
 Total bases: 10 [t-1st], at Western Carolina, Mar 27, 2018
 RBI: 3, at LSU, Apr 15, 2018; at Western Carolina, Mar 27, 2018
 Runs scored: 5 [1st], at Western Carolina, Mar 27, 2018
 Walks: 2, Florida, Apr 08, 2018; UT Martin, Apr 11, 2018; at ETSU, Mar 19, 2019
 Hit by pitch: 2 [t-1st], at Western Carolina, Mar 27, 2018
 Struck out: 3, at LSU, Apr 15, 2018
 Sac bunts: 1, 6 times
 At bats: 5, at LSU, Apr 15, 2018; Maryland, Feb 18, 2018; at Mizzou, May 17, 2018
 Stolen bases: 1, at Georgia Bulldogs, Apr 29, 2018; Arkansas Pine Bluff, Feb 28, 2018
 Field chances: 16 [t-9th], UT Martin, Apr 10, 2018
 Putouts: 13, UT Martin, Apr 10, 2018
 Assists: 3, UT Martin, Apr 10, 2018
 Runners CS: 1, at LSU, Apr 14, 2018



Individual Career History



Will Neely

Year	era	w-l	app	gs	cg	sho	sv	ip	h	r	er	bb	so
2016	3.96	1-3	20	6	0	0/1	0	52.1	52	29	23	18	29
2017	3.43	3-1	19	8	0	0/2	0	57.2	45	25	22	13	41
2018	4.09	4-2	14	14	3	1/0	0	83.2	86	45	38	21	52
2019	6.17	2-1	13	9	0	0/1	0	46.2	58	32	32	8	35
TOTAL	4.31	10-7	66	37	3	1/4	0	240.1	241	131	115	60	157

SINGLE-GAME HIGHS [all-time ranking]:

Innings pitched: 9.0 [t-1st], at Cincinnati, Mar 11, 2018

Walks allowed: 4, Kentucky, May 06, 2018

Strikeouts: 6, 4 times

Batters faced: 38 [t-2nd], at LSU, Apr 15, 2018

Field chances: 3, 5 times

Putouts: 3, at Ole Miss, Mar 18, 2018

Assists: 2, 4 times

Runners CS: 2 [t-1st], LSU, May 13, 2016

Connor Pavolony

Year	avg	gp-gs	ab	r	h	2b	3b	hr	rbi	bb	so	sb-att
2019	.250	39-29	88	19	22	6	1	1	12	19	24	1-1
TOTAL	.250	39-29	88	19	22	6	1	1	12	19	24	1-1

SINGLE-GAME HIGHS [all-time ranking]:

Hits: 3, Tennessee Tech, May 14, 2019

Doubles: 2 [t-6th], UNC Asheville, Mar 13, 2019

Triples: 1 [t-1st], Fresno State, Mar 09, 2019

Home runs: 1, at Vanderbilt, Mar 30, 2019

Total bases: 4, UNC Asheville, Mar 13, 2019; at Vanderbilt, Mar 30, 2019; Tennessee Tech, May 14, 2019

RBI: 3, at Kentucky, Apr 19, 2019; Tennessee Tech, May 14, 2019

Runs scored: 3, Indiana, Feb 23, 2019; vs Troy, Mar 05, 2019

Walks: 3 [t-7th], Northern Kentucky, Feb 19, 2019

Hit by pitch: 1, 6 times

Struck out: 3, at Kentucky, Apr 19, 2019

Sac flies: 1 [t-7th], vs North Florida, Mar 02, 2019; Tennessee Tech, May 14, 2019

Sac bunts: 2 [t-1st], Ole Miss, May 16, 2019

At bats: 5, at Kentucky, Apr 19, 2019

Stolen bases: 1, Tennessee Tech, May 14, 2019

Field chances: 20 [2nd], Indiana, Feb 23, 2019

Putouts: 17 [2nd], Indiana, Feb 23, 2019

Assists: 3, Georgia, Apr 12, 2019; Indiana, Feb 23, 2019

Runners CS: 2 [t-1st], Belmont, Apr 02, 2019



Individual Career History



Elijah Pleasants

Year	era	w-l	app	gs	cg	sho	sv	ip	h	r	er	bb	so
2019	2.45	0-0	11	1	0	0/1	0	11.0	2	6	3	7	5
TOTAL	2.45	0-0	11	1	0	0/1	0	11.0	2	6	3	7	5

SINGLE-GAME HIGHS [all-time ranking]:

Innings pitched: 2.0, Belmont, Apr 02, 2019; ETSU, Mar 26, 2019

Walks allowed: 3, at Arkansas, Apr 27, 2019

Strikeouts: 2, ETSU, Mar 26, 2019

Batters faced: 8, Lipscomb, Apr 09, 2019

Field chances: 2, Belmont, Apr 02, 2019

Putouts: 2, Belmont, Apr 02, 2019

Runners CS: 1, Lipscomb, Apr 09, 2019

Jake Rucker

Year	avg	gp-gs	ab	r	h	2b	3b	hr	rbi	bb	so	sb-att
2019	.285	56-49	165	25	47	9	1	0	26	18	21	3-4
TOTAL	.285	56-49	165	25	47	9	1	0	26	18	21	3-4

SINGLE-GAME HIGHS [all-time ranking]:

Hits: 3, Fresno State, Mar 09, 2019; Tennessee Tech, May 14, 2019

Doubles: 2 [t-6th], at Arkansas, Apr 26, 2019

Triples: 1 [t-1st], Tennessee Tech, May 14, 2019

Total bases: 6, Tennessee Tech, May 14, 2019

RBI: 2, 5 times

Runs scored: 3, at Kentucky, Apr 19, 2019

Walks: 2, at Kentucky, Apr 19, 2019; Northern Kentucky, Feb 19, 2019

Hit by pitch: 1, 5 times

Struck out: 3, Ole Miss, May 17, 2019

Sac flies: 1 [t-7th], Lipscomb, Apr 09, 2019; Appalachian State, Feb 15, 2019

Sac bunts: 1, 6 times

At bats: 5, 4 times

Stolen bases: 1, Gardner-Webb, Apr 23, 2019; Austin Peay, May 07, 2019; Tennessee Tech, May 14, 2019

Caught stealing: 1 [t-5th], Indiana, Feb 24, 2019

Field chances: 10, Ole Miss, May 17, 2019

Putouts: 4, 5 times

Assists: 6, Morehead State, Apr 16, 2019; Ole Miss, May 17, 2019



Individual Career History



Evan Russell

Year	avg	gp-gs	ab	r	h	2b	3b	hr	rbi	bb	so	sb-att
2018	.260	42-35	127	19	33	2	2	3	23	16	26	1-2
2019	.275	50-45	149	26	41	11	0	5	38	28	39	4-4
TOTAL	.268	92-80	276	45	74	13	2	8	61	44	65	5-6

SINGLE-GAME HIGHS [all-time ranking]:

Hits: 3, Indiana, Feb 22, 2019; Missouri, May 03, 2019; Kentucky, May 05, 2018

Doubles: 2 [t-6th], Indiana, Feb 22, 2019; Indiana, Feb 23, 2019

Triples: 1 [t-1st], UT Martin, Apr 10, 2018; Morehead State, May 01, 2018

Home runs: 1, 8 times

Total bases: 6, Appalachian State, Feb 15, 2019

RBI: 4, at Arkansas, Apr 26, 2019

Runs scored: 3, UT Martin, Apr 10, 2018

Walks: 4 [t-2nd], Northern Kentucky, Feb 19, 2019; vs North Florida, Mar 02, 2019

Hit by pitch: 1, 8 times

Struck out: 3, at LSU, Apr 15, 2018; at Auburn, Mar 15, 2019

Sac flies: 2 [t-1st], Texas A&M, Apr 20, 2018; Ole Miss, May 17, 2019

At bats: 5, 5 times

Stolen bases: 1, 5 times

Caught stealing: 1 [t-5th], at South Carolina, Mar 30, 2018

Field chances: 5, Florida, Apr 08, 2018; Texas A&M, Apr 21, 2018

Putouts: 5, Florida, Apr 08, 2018; Texas A&M, Apr 21, 2018

Assists: 2, Florida, Apr 07, 2018

Andrew Schultz

Year	era	w-l	app	gs	cg	sho	sv	ip	h	r	er	bb	so
2017	3.31	1-0	17	0	0	0/2	1	16.1	16	7	6	11	19
2018	11.25	0-2	15	1	0	0/1	0	8.0	10	11	10	9	9
2019	3.22	3-1	23	0	0	0/3	2	22.1	16	8	8	16	35
TOTAL	4.63	4-3	55	1	0	0/6	3	46.2	42	26	24	36	63

SINGLE-GAME HIGHS [all-time ranking]:

Innings pitched: 3.1, Mississippi State, Apr 07, 2019

Walks allowed: 3, Maryland, Feb 18, 2018

Strikeouts: 6, South Carolina, Mar 23, 2019

Batters faced: 16, Mississippi State, Apr 07, 2019

Field chances: 3, Mississippi State, Apr 07, 2019; James Madison, Mar 07, 2018

Putouts: 2, Mississippi State, Apr 07, 2019

Assists: 2, James Madison, Mar 07, 2018



Individual Career History



Christian Scott

Year	avg	gp-gs	ab	r	h	2b	3b	hr	rbi	bb	so	sb-att
2019	.346	17-6	26	4	9	3	0	0	1	5	7	1-1
TOTAL	.346	17-6	26	4	9	3	0	0	1	5	7	1-1

SINGLE-GAME HIGHS [all-time ranking]:

Hits: 3, Northern Kentucky, Feb 19, 2019

Doubles: 1, Gardner-Webb, Apr 23, 2019; at Arkansas, Apr 27, 2019; Northern Kentucky, Feb 19, 2019

Total bases: 4, Northern Kentucky, Feb 19, 2019

RBI: 1, Northern Kentucky, Feb 19, 2019

Runs scored: 2, Austin Peay, May 07, 2019

Walks: 1, 5 times

Struck out: 2, at Arkansas, Apr 28, 2019

At bats: 4, Northern Kentucky, Feb 19, 2019; Austin Peay, May 07, 2019; Ole Miss, May 18, 2019

Stolen bases: 1, Northern Kentucky, Feb 19, 2019

Field chances: 3, Northern Kentucky, Feb 19, 2019; Ole Miss, May 18, 2019

Putouts: 3, Northern Kentucky, Feb 19, 2019; Ole Miss, May 18, 2019

Camden Sewell

Year	era	w-l	app	gs	cg	sho	sv	ip	h	r	er	bb	so
2019	1.83	4-1	18	4	0	0/4	1	39.1	24	9	8	19	39
TOTAL	1.83	4-1	18	4	0	0/4	1	39.1	24	9	8	19	39

SINGLE-GAME HIGHS [all-time ranking]:

Innings pitched: 6.0, Middle Tennessee, Feb 27, 2019

Walks allowed: 3, Morehead State, Apr 16, 2019; Missouri, May 05, 2019; Ole Miss, May 17, 2019

Strikeouts: 5, Middle Tennessee, Feb 27, 2019

Batters faced: 22, Morehead State, Apr 16, 2019

Field chances: 2, Gardner-Webb, Apr 23, 2019; Middle Tennessee, Feb 27, 2019

Putouts: 2, Middle Tennessee, Feb 27, 2019

Assists: 1, 4 times

Runners CS: 2 [t-1st], Missouri, May 05, 2019



Individual Career History



Chase Silseth

Year	era	w-l	app	gs	cg	sho	sv	ip	h	r	er	bb	so
2019	4.35	1-1	18	2	0	0/4	0	20.2	15	10	10	6	24
TOTAL	4.35	1-1	18	2	0	0/4	0	20.2	15	10	10	6	24

SINGLE-GAME HIGHS [all-time ranking]:

Innings pitched: 3.1, Lipscomb, Apr 09, 2019

Walks allowed: 1, 6 times

Strikeouts: 5, Lipscomb, Apr 09, 2019

Batters faced: 12, UNC Asheville, Mar 13, 2019

Field chances: 2, Appalachian State, Feb 15, 2019

Assists: 2, Appalachian State, Feb 15, 2019

Alerick Soularie

Year	avg	gp-gs	ab	r	h	2b	3b	hr	rbi	bb	so	sb-att
2019	.365	55-49	178	49	65	13	1	11	45	33	37	7-8
TOTAL	.365	55-49	178	49	65	13	1	11	45	33	37	7-8

SINGLE-GAME HIGHS [all-time ranking]:

Hits: 4 [t-5th], Mississippi State, Apr 07, 2019

Doubles: 2 [t-6th], South Carolina, Mar 22, 2019

Triples: 1 [t-1st], Missouri, May 03, 2019

Home runs: 2 [t-1st], Lipscomb, Apr 09, 2019; Fresno State, Mar 09, 2019

Total bases: 10 [t-1st], Lipscomb, Apr 09, 2019

RBI: 4, Missouri, May 03, 2019

Runs scored: 3, Lipscomb, Apr 09, 2019; Fresno State, Mar 09, 2019; South Carolina, Mar 22, 2019

Walks: 3 [t-7th], at Kentucky, Apr 19, 2019; Ole Miss, May 17, 2019

Hit by pitch: 1, Belmont, Apr 02, 2019; Mississippi State, Apr 05, 2019; South Carolina, Mar 24, 2019

Struck out: 3, at Kentucky, Apr 20, 2019; Missouri, May 05, 2019

Sac bunts: 1, at Vanderbilt, Mar 31, 2019

At bats: 5, 6 times

Stolen bases: 1, 7 times

Caught stealing: 1 [t-5th], vs Louisiana Monroe, Mar 01, 2019

Field chances: 6, at Arkansas, Apr 28, 2019; at Vanderbilt, Mar 31, 2019; Tennessee Tech, May 14, 2019

Putouts: 6, at Arkansas, Apr 28, 2019; Tennessee Tech, May 14, 2019

Assists: 1, 4 times



Individual Career History



Garrett Stallings

Year	era	w-l	app	gs	cg	sho	sv	ip	h	r	er	bb	so
2017	3.47	3-4	20	8	0	0/1	0	70.0	75	32	27	13	39
2018	4.58	5-5	16	11	2	0/0	2	78.2	100	53	40	8	37
2019	3.12	8-3	14	14	2	2/1	0	92.1	95	37	32	13	98
TOTAL	3.70	16-12	50	33	4	2/2	2	241.0	270	122	99	34	174

SINGLE-GAME HIGHS [all-time ranking]:

Innings pitched: 9.0 [t-1st], Georgia, Apr 12, 2019; Memphis, Mar 03, 2018; Ole Miss, May 16, 2019

Walks allowed: 4, at Vanderbilt, Mar 29, 2019

Strikeouts: 10 [t-6th], vs Louisiana Monroe, Mar 01, 2019

Batters faced: 33, at Cincinnati, Mar 10, 2018

Field chances: 8, Ole Miss, May 16, 2019

Putouts: 3, UNCG, Feb 24, 2018; at Ole Miss, Mar 17, 2018; Ole Miss, May 16, 2019

Assists: 4, Ole Miss, May 16, 2019

Runners CS: 2 [t-1st], Fresno State, Mar 08, 2019

Daniel Vasquez

Year	era	w-l	app	gs	cg	sho	sv	ip	h	r	er	bb	so
2016	3.77	1-2	17	4	0	0/1	1	31.0	40	19	13	15	25
2017	5.40	2-1	15	2	0	0/0	0	23.1	30	15	14	11	30
2018	5.40	0-0	3	1	0	0/0	1	5.0	3	3	3	3	2
2019	13.50	0-0	3	0	0	0/0	0	1.1	2	2	2	0	1
TOTAL	4.75	3-3	38	7	0	0/1	2	60.2	75	39	32	29	58

SINGLE-GAME HIGHS [all-time ranking]:

Innings pitched: 5.0, Alabama State, Apr 27, 2016; Cincinnati, Mar 02, 2016

Walks allowed: 5 [t-8th], at Eastern Kentucky, May 10, 2017

Strikeouts: 7, Cincinnati, Mar 02, 2016

Batters faced: 19, Alabama State, Apr 27, 2016; UC Irvine, Mar 12, 2016; at Eastern Kentucky, May 10, 2017

Field chances: 2, Marshall, Mar 22, 2017

Putouts: 1, 4 times

Assists: 1, 7 times

Runners CS: 1, at LMU, Feb 22, 2017; UC Irvine, Mar 12, 2016



Individual Career History



Chase Wallace

Year	era	w-l	app	gs	cg	sho	sv	ip	h	r	er	bb	so
2018	2.86	1-1	16	0	0	0/0	3	28.1	17	14	9	20	16
2019	1.35	0-0	9	0	0	0/4	0	6.2	5	1	1	4	7
TOTAL	2.57	1-1	25	0	0	0/4	3	35.0	22	15	10	24	23

SINGLE-GAME HIGHS [all-time ranking]:

Innings pitched: 5.0, at LSU, Apr 13, 2018

Walks allowed: 3, UT Martin, Apr 11, 2018

Strikeouts: 4, Texas A&M, Apr 20, 2018

Batters faced: 19, at LSU, Apr 13, 2018

Field chances: 4, at LSU, Apr 13, 2018

Putouts: 2, at LSU, Apr 13, 2018

Assists: 2, at LSU, Apr 13, 2018; Maryland, Feb 16, 2018

Runners CS: 1, Maryland, Feb 16, 2018

Redmond Walsh

Year	era	w-l	app	gs	cg	sho	sv	ip	h	r	er	bb	so
2018	2.04	0-0	16	0	0	0/1	0	17.2	17	4	4	4	16
2019	1.33	1-2	25	0	0	0/3	9	40.2	34	7	6	11	44
TOTAL	1.54	1-2	41	0	0	0/4	9	58.1	51	11	10	15	60

SINGLE-GAME HIGHS [all-time ranking]:

Innings pitched: 5.1, at Arkansas, Apr 28, 2019

Walks allowed: 2, at Arkansas, Apr 28, 2019; Tennessee Tech, May 14, 2019; Ole Miss, May 17, 2019

Strikeouts: 5, at Arkansas, Apr 28, 2019

Batters faced: 23, at Arkansas, Apr 28, 2019

Field chances: 1, 7 times

Putouts: 1, Indiana, Feb 22, 2019; Fresno State, Mar 10, 2019; at Mizzou, May 19, 2018

Assists: 1, Texas A&M, Apr 21, 2018; Arkansas Pine Bluff, Feb 28, 2018; at Vanderbilt, Mar 30, 2019

Runners CS: 1, at Vanderbilt, Mar 30, 2019

TV / RADIO SPOTTING CHART



1
Alerick Soularie
So. • OF/INF



4
Jay Charleston
Jr. • OF/INF



5
Zach Daniels
So. • OF



6
Evan Russell
Fr. • C/INF




7
Jake Rucker
Fr. • INF



8
Christian Scott
Fr. • OF



9
Justin Ammons
Jr. • OF



10
Pete Derkay
Jr. • UTL



11
Will Heflin
Jr. • LHP



12
Ricky Martinez
Jr. • INF



13
Andre Lipcius
Jr. • INF



14
Austin Knight
Fr. • INF



15
Will Neely
Sr. • RHP



16
Camden Sewell
Fr. • RHP



17
Connor Pavolony
Fr. • C



18
Chase Wallace
So. • RHP



19
Landon Gray
Jr. • C



20
Tanner Kohlhepp
Fr. • RHP/INF



21
Trey Lipscomb
Fr. • INF/RHP



25
Zach Linginfelter
Jr. • RHP



27
Garrett Stallings
Jr. • RHP



28
Elijah Pleasants
Fr. • RHP



29
Daniel Vasquez
Jr. • RHP



30
Andrew Schultz
Jr. • RHP



31
Caleb Pearson
Fr. • RHP



32
Sean Hunley
So. • RHP



34
Garrett Crochet
So. • LHP



35
Nico Mascia
R-Jr. • C




36
Matthew Ellis
Fr. • C



37
Richard Jackson
R-Sr. • RHP



38
Paul Komistek
Fr. • OF



40
Luc Lipcius
Jr. • INF



42
Max Ferguson
Fr. • INF



45
Chase Silseth
Fr. • RHP



46
Redmond Walsh
R-So. • LHP



22
Tony Vitello
Head Coach



3
Frank Anderson
Assistant Coach



24
Josh Elander
Assistant Coach



23
Ross Kivett
Assistant Coach



Chad Zurcher
Director of Ops



Quentin Eberhardt
Strength & Conditioning