



# 2019 AUBURN BASEBALL

AUBURN ATHLETICS COMMUNICATIONS: 392 SOUTH DONAHUE DRIVE || AUBURN, AL 36849 || AUBURNTIGERS.COM || @AUBURN\_BASEBALL

## 2019 SCHEDULE

Day	Date	Opponent	Time/Result
FRI.	FEB. 15	GEORGIA SOUTHERN (SECN+)	W, 11-2
SAT.	FEB. 16	GEORGIA SOUTHERN (SECN+)	L, 5-7 (13)
SUN.	FEB. 17	GEORGIA SOUTHERN	W, 4-3 (13)
TUE.	FEB. 19	ALABAMA A&M (SECN+)	W, 10-1
WED.	FEB. 20	ALABAMA A&M	W, 10-2
Fri.	Feb. 22	at UCF (UCFKnights.TV)	W, 4-1
Sat.	Feb. 23	at UCF (UCFKnights.TV)	L, 1-6
Sun.	Feb. 24	at UCF (UCFKnights.TV)	W, 13-9
FRI.	MAR. 1	CINCINNATI (SECN+)	W, 5-0
SAT.	MAR. 2	CINCINNATI (SECN+)	W, 5-0
SAT.	MAR. 2	CINCINNATI (SECN+)	W, 9-5
TUE.	MAR. 5	UT MARTIN (SECN+)	W, 15-9
WED.	MAR. 6	UT MARTIN (SECN+)	W, 2-0
FRI.	MAR. 8	UTSA (SECN+)	W, 6-0
SAT.	MAR. 9	UTSA	W, 5-0
SAT.	MAR. 9	UTSA	W, 8-3
Tue.	Mar. 12	at South Alabama (JagNation TV)	W, 6-2
FRI.	MAR. 15	#21 TENNESSEE* (SECN+)	W, 2-0
SAT.	MAR. 16	#21 TENNESSEE* (SECN)	W, 5-2
SUN.	MAR. 17	#21 TENNESSEE* (SECN+)	W, 5-3
Tue.	Mar. 19	at UAB (C-USA TV)	W, 13-5
Fri.	Mar. 22	at #4 Mississippi State (SECN+)	W, 6-5
Sat.	Mar. 23	at #4 Mississippi State (SECN+)	L, 2-15
Sun.	Mar. 24	at #4 Mississippi State (SECN+)	L, 15-20
Tue.	Mar. 26	vs. Alabama% (SECN)	L, 3-6
Fri.	Mar. 29	at South Carolina (SECN+)	W, 4-2
Sat.	Mar. 30	at South Carolina (SECN)	L, 0-4
Sun.	Mar. 31	at South Carolina (SECN)	W, 7-5
TUE.	APR. 2	GEORGIA TECH (SECN+)	L, 3-9
FRI.	APR. 5	#9 ARKANSAS (SECN+)	W, 6-3
FRI.	APR. 5	#9 ARKANSAS (SECN+)	L, 6-9 (15)
SAT.	APR. 6	#9 ARKANSAS (SECN+)	L, 0-8
TUE.	APR. 9	JACKSONVILLE STATE (SECN+)	L, 6-11
Fri.	Apr. 12	at #12 Texas A&M (SECN+)	L, 0-4
Sat.	Apr. 13	at #12 Texas A&M (SECN+)	W, 7-0
Sun.	Apr. 14	at #12 Texas A&M (SECN+)	L, 1-4
Tue.	Apr. 16	at #16 Georgia Tech (ACC Extra)	L, 6-11
THU.	APR. 18	#17 OLE MISS (SECN+)	W, 7-4
FRI.	APR. 19	#17 OLE MISS (SECN+)	L, 3-5
SAT.	APR. 20	#17 OLE MISS (SECN+)	W, 6-5 (10)
Tue.	Apr. 23	at Jacksonville State (ESPN+)	W, 14-2
Thu.	Apr. 25	at #4 Vanderbilt (ESPNU)	L, 6-12
Fri.	Apr. 26	at #4 Vanderbilt (SECN)	L, 2-5
Sat.	Apr. 27	at #4 Vanderbilt (SECN+)	L, 5-9
FRI.	MAY 3	ALABAMA (SECN+)	6:00 pm
SAT.	MAY 4	ALABAMA (SECN)	7:00 pm
SUN.	MAY 5	ALABAMA (SECN)	3:00 pm
TUE.	MAY 7	UAB (SECN+)	6:00 pm
FRI.	MAY 10	#8 GEORGIA (SECN+)	6:00 pm
SAT.	MAY 11	#8 GEORGIA (SECN+)	2:00 pm
SUN.	MAY 12	#8 GEORGIA (SECN+)	1:00 pm
TUE.	MAY 14	NORTH ALABAMA	6:00 pm
Thu.	May 16	at #14 LSU (SECN+)	6:30 pm
Fri.	May 17	at #14 LSU (SECN+)	7:00 pm
Sat.	May 18	at #14 LSU (SECN+)	2:00 pm

### POSTSEASON

Tue.	May 21	SEC Tournament	TBA
Fri.	May 31	NCAA Regionals	TBA
Fri.	Jun. 7	NCAA Super Regionals	TBA
Sat.	Jun. 15	NCAA College World Series	TBA

Home games in **BOLD CAPS**

All home games at Plainsman Park | All times central % - 11th annual MAX Capital City Classic (Montgomery, Ala.)

Rankings reflect USA TODAY Coaches Poll



## GAMES 45-47

AUBURN, ALA. (Samford Stadium-Hitchcock Field at Plainsman Park)



### AUBURN TIGERS (27-17, 10-11 SEC)

Head Coach: Butch Thompson (Birmingham-Southern, 1992)

Career Record: 169-111 (5th season) | Record at Auburn: 130-99 (4th season)

VS.



### ALABAMA CRIMSON TIDE (26-19, 5-16 SEC)

Head Coach: Brad Bohannon (Berry, 1998)

Career Record: 53-48 (2nd season) | Record at UA: 53-48 (2nd season)

### » QUICK HITTERS

- Auburn is 18-6 at home this season, including 6-3 in SEC games. The Tigers have won 14 of the last 16 home series dating back to the regular season finale in 2017.
- The Auburn pitching staff has turned in a 2.92 ERA, 2.76 strikeout-to-walk ratio and .219 batting average against at home this season.
- Jack Owen is set to make his first start since Mar. 16 on Friday. Owen is 2-0 with a 0.45 ERA in three starts this season. He has struck out 21 batters without issuing a walk in 20.0 innings.
- Judd Ward has multiple hits in seven of the last 14 games, including a trio of three-hit efforts. He is hitting .393 (22-for-56) with 14 runs and six doubles during the span.
- Matt Scheffler has a hit in 11 straight SEC games and is hitting .341 (14-for-41) during the span.
- Auburn swept Alabama in Tuscaloosa for the first time since 1976 and outscored the Crimson Tide by a combined score of 44-10 in the three-game series a season ago.
- Auburn is looking for back-to-back series wins against Alabama for the first time since 2003-04.

## PITCHING MATCHUP

AUBURN		ALABAMA	
FRI	SO LHP Jack Owen (3-0, 0.53)	vs.	SR RHP Sam Finnerty (6-5, 3.74)
SAT	FR LHP Brooks Fuller (2-2, 3.13)	vs.	R-JR RHP Brock Love (4-4, 5.11)
SUN	TBA	vs.	TBA

## GAME INFO

**Date:** Friday-Sunday, May 3-5, 2019  
**Game Time:** 6 pm / 7 p.m. / 3 p.m. CT  
**Site:** Auburn, Ala. / Plainsman Park (4,096)  
**TV:** SEC Network+ / SEC Network  
**Talent (SECN+):** Andy Burcham, Gregg Olson  
**Talent (SECN):** Mike Morgan, Lance Cormier  
**Radio:** WTGZ-93.9 FM | WQSI - 95.9 FM  
**Talent:** Rod Bramblett, Andy Burcham, Paul Ellen  
**Live Stats:** StatBroadcast.com  
**Twitter Updates:** @AuburnBaseball  
**Postgame Recap:** AuburnTigers.com  
**Series History:** Auburn trails, 132-162  
**Auburn:** Auburn leads, 59-55  
**Tuscaloosa:** Auburn trails, 49-76  
**Neutral:** Auburn trails, 23-28  
**Last Meeting:** Alabama won, 6-3, in Montgomery (3/26)  
**Streak:** L1

## AUBURN

27-17, 10-11 SEC

### Team Leaders

Batting Average: Two tied (.294)  
Runs: SO IF **Edouard Julien** (36)  
2B: SO IF **Edouard Julien** (12)  
HR: SO IF **Edouard Julien** (8)  
RBI: SO IF **Edouard Julien** (41)  
Stolen Bases: FR OF **Kason Howell** (13-15)

## ALABAMA

26-19, 5-16 SEC

Head Coach: Brad Bohannon (Berry, 1998)

Career: 53-48 (2nd season)

at UA: 53-48 (2nd season)

### Team Leaders

Batting Average: JR IF **Kolby Robinson** (.314)  
2B: Three tied (12)  
HR: SO OF **Tyler Gentry** (10)  
RBI: SO OF **Tyler Gentry** (33)

## POTENTIAL STARTING LINEUP

Pos.	#	Player	AVG	AB	R	H	2B	3B	HR	RBI	SB-SBA	BB
C	6	Matt Scheffler	.290	138	22	40	8	0	1	17	5-6	11
1B	4	Rankin Woley	.280	175	23	49	10	1	3	28	2-2	14
2B	9	Ryan Bliss	.259	162	28	42	9	1	1	25	6-7	22
3B	10	Edouard Julien	.256	160	36	41	12	0	8	41	3-5	34
SS	17	Will Holland	.207	150	29	31	6	0	4	16	13-16	27
LF	1	Judd Ward	.294	163	31	48	9	2	2	23	5-6	27
CF	16	Kason Howell	.273	161	21	44	5	0	0	21	13-15	16
RF	41	Steven Williams	.236	161	28	38	5	0	4	16	3-3	23
DH	24	Conor Davis	.294	163	23	48	6	1	6	28	2-2	8

## AUBURN'S RECORD WHEN...

	2019	Under Thompson
Overall	27-17	130-99
SEC	10-11	49-62
Non-Conference	17-6	75-33
Postseason	0-0	9-8
Home	18-6	89-41
Away	9-10	30-49
Neutral	0-1	11-9
Current streak	L3	--
Last 5 games	2-3	--
Last 10 games	4-6	--
<b>Situational:</b>		
AU scores first	12-6	84-33
Opp. scores first	15-11	46-66
AU scores 4+ runs	25-7	117-40
AU scores 3 runs or less	2-10	13-59
AU leads after 7 innings	23-1	108-9
8 innings	27-0	126-6
AU trails after 7 innings	1-13	8-75
8 innings	0-16	2-81
Game tied after 7 innings	3-3	13-12
8 innings	0-1	1-9
Extra Innings	2-2	3-10
1-run games	3-0	25-25
2-run games	5-2	15-3
3-run games	4-4	17-16
Games decided by 5+ runs	12-8	64-31
vs. LH Starter	5-4	38-30
vs. RH Starter	22-13	90-69
More hits than opponent	16-2	94-16
Fewer hits than opponent	6-13	22-76
Hits are tied	5-2	12-8
AU has 10+ hits	12-6	77-37
Opp. has 10+ hits	7-12	31-64
Hit a home run	14-6	81-31
Opp. hits a home run	10-11	51-60
AU quality start	8-1	50-18
Opp. quality start	7-5	16-40
AU commits no errors	11-4	53-24
Opp. commits no error	7-6	32-49
<b>By Day:</b>		
Sunday	4-2	19-18
Monday	0-0	0-2
Tuesday	5-4	28-15
Wednesday	2-0	10-2
Thursday	1-1	5-9
Friday	8-4	33-21
Saturday	7-6	33-32
Day Games (first pitch before 6 p.m.)	15-9	74-54
Night Games (first pitch after 6 p.m.)	12-8	56-45
Doubleheaders	5-1	17-9
<b>By Month:</b>		
February	6-2	26-7
March	16-4	52-24
April	5-11	31-36
May	0-0	14-27
June	0-0	6-4
<b>By Jersey:</b>		
White	7-2	40-17
Blue	4-5	20-19
Orange	7-4	29-18
Gray	5-4	15-29
Pinstripes	4-2	16-12
Blue/Camo Hat	0-0	1-1
Cream Throwback	0-0	8-2

## UNIVERSITY INFORMATION

<b>Location</b>	Auburn, Ala.
<b>Enrollment</b>	29,776
<b>Founded</b>	October 1, 1856
<b>Nickname</b>	Tigers
<b>Colors</b>	Burnt Orange and Navy Blue
<b>President</b>	Dr. Steven Leath
<b>Athletics Director</b>	Allen Greene
<b>Conference</b>	Southeastern (SEC West)
<b>Stadium / Capacity</b>	Samford Stadium-Hitchcock Field at Plainsman Park / 4,096
<b>Ticket Office Phone</b>	855-282-2010

## BASEBALL COACHING / SUPPORT STAFF

<b>Head Coach</b>	Butch Thompson (Birmingham-Southern, 1992)
<b>Record at Auburn / Seasons</b>	130-99 (.568) / 4th
<b>Career Coaching Record / Seasons</b>	169-111 (.604) / 5th
<b>Assistant Coach</b>	Karl Nonemaker (Vanderbilt, 2002)
<b>Assistant Coach</b>	Gabe Gross (Auburn, 2012)
<b>Volunteer Assistant</b>	Steve Smith (Baylor, 1986)
<b>Athletic Admin.</b>	Randall Dickey (Ouachita Baptist, 1983)
<b>Player Development &amp; Data Analyst</b>	Blake Beck (Troy, 2014)
<b>Athletic Trainer</b>	Anthony Sandersen (South Dakota State, 2004)
<b>Strength &amp; Conditioning</b>	Chris Joyner (Minnesota State - Mankato, 2001)

## PROGRAM HISTORY

<b>Modern Era Program Record (since 1949)</b>	1,939-1,332-4 (.593)
<b>College World Series Appearances / Last</b>	4 / 1997
<b>College World Series Record</b>	3-8 (.273)
<b>NCAA Regional Appearances / Last</b>	21 / 2018
<b>NCAA Regional Record</b>	48-45 (.516)
<b>NCAA Super Regional Appearances / Last</b>	2 / 2018
<b>NCAA Super Regional Record</b>	1-4 (.200)
<b>Last Postseason Opponent</b>	Florida / 2018
<b>Result</b>	Gainesville (Fla.) Super Regional Lost, 3-2

## POSTSEASON HISTORY

**College World Series Appearances: 4** (1967, 1976, 1994, 1997)

**Super Regional Appearances: 2** (1999, 2018)

**NCAA Regional Appearances: 21** (1963, 1967, 1976, 1978, 1987, 1989, 1993-95, 1997-2003, 2005, 2010, 2015, 2017, 2018)

**NCAA Regional Titles: 6** (1967, 1976, 1994, 1997, 1999, 2018)

## MEDIA RELATIONS

**Baseball Contact:** George Nunnelley, Asst. Director - Athletics Comm.  
**Cell:** 502-609-9982  
**Email:** gnnunnelley@auburn.edu  
**Twitter:** @gnunnelley  
**Associate AD:** Kirk Sampson

## 2019 AUBURN BASEBALL ROSTER

No.	Name	Pos.	Cl.	B/T	Ht.	Wt.	Exp.	Hometown (Previous School)
1	Judd Ward	OF	So.	L/R	6-1	195	1L	Russellville, Ala. (Russellville)
2	Everett Lau	IF/OF	Jr.	L/R	5-10	185	JC	Oahu, Hawaii (College of San Mateo)
3	Devin Warner	OF/IF	Fr.	S/R	6-3	205	HS	Cartersville, Ga. (Cartersville)
4	Rankin Woley	IF	Jr.	R/R	6-0	210	JC	Atlanta, Ga. (Chattahoochee Valley)
5	Jarrett Eaton	OF	Fr.	L/R	5-9	162	HS	Mobile, Ala. (St. Paul's Episcopal)
6	Matt Scheffler	C	Jr.	R/R	6-2	190	JC	Kirkland, Wash. (Pierce)
7	Ed Johnson	IF	Fr.	R/R	6-2	195	HS	Trussville, Ala. (Hewitt-Trussville)
8	Bailey Horn	LHP	R-So.	L/L	6-2	212	JC	West, Texas (McLennan)
9	Ryan Bliss	IF	Fr.	R/R	5-9	165	HS	LaGrange, Ga. (Troup)
10	Edouard Julien	IF	So.	L/R	6-1	183	1L	Quebec City, Canada (Cardinal-Roy)
11	Chase Hall	C	R-Jr.	R/R	6-2	215	RS	Roanoke, Ala. (Southern Union)
12	Ryan Hoerter	RHP	So.	R/R	6-6	191	1L	Kenosha, Wisc. (Indian Trail)
13	Davis Daniel	RHP	Jr.	R/R	6-1	190	2L	Montgomery, Ala. (St. James)
14	Elliott Anderson	LHP	Jr.	L/L	6-3	212	2L	Cartersville, Ga. (Cartersville)
16	Kason Howell	OF	Fr.	R/R	6-0	185	HS	Argyle, Texas (Liberty Christian)
17	Will Holland	IF	Jr.	R/R	5-11	185	2L	Lawrenceville, Ga. (Collins Hill)
18	Brooks Fuller	LHP	Fr.	L/L	6-2	215	HS	Auburn Ala. (Auburn)
19	Brody Moore	IF	Fr.	R/R	6-0	185	HS	Oneonta, Ala. (Oneonta)
20	Cody Greenhill	RHP	So.	R/R	6-4	216	1L	Russellville, Ala. (Russellville)
21	Jackson Henderson	IF/OF	Jr.	R/R	6-0	175	JC	Selma, Ala. (Lurleen B. Wallace)
22	Ford Luttrell	RHP	R-Fr.	L/R	6-0	181	RS	Madison, Ala. (Bob Jones)
23	Peyton Glavine	LHP	So.	R/L	5-11	176	1L	Alpharetta, Ga. (Blessed Trinity Catholic)
24	Conor Davis	IF	Jr.	R/R	6-3	227	2L	Roswell, Ga. (Blessed Trinity Catholic)
25	Dawson Sweatt	LHP	Fr.	R/L	6-2	190	HS	Fayetteville, Ga. (Starr's Mill)
26	Troy Bearden	OF/C	Fr.	R/R	6-2	220	HS	Trussville, Ala. (Next Level Baseball Academy)
29	Carson Skipper	LHP	Fr.	L/L	6-3	195	HS	Trussville, Ala. (Hewitt-Trussville)
31	Blake Schilleci	LHP	Sr.	L/L	5-10	198	1L	Birmingham, Ala. (Wallace-Hanceville)
32	Tanner Burns	RHP	So.	R/R	6-0	205	1L	Decatur, Ala. (Decatur)
33	Will Morrison	RHP	Fr.	R/R	6-2	180	HS	Cullman, Ala. (Cullman)
36	Kyle Gray	LHP	R-Jr.	L/L	5-10	205	JC	Austin, Texas (Blinn)
37	Ryan Watson	RHP	Jr.	R/R	6-5	215	2L	Auburn, Ala. (Auburn)
38	Brett Olson	IF	R-Sr.	L/L	6-2	225	1L	Newport Beach, Calif. (Corona Del Mar)
40	Garrett Wade	LHP	Fr.	L/L	6-2	205	HS	Hartselle, Ala. (Hartselle)
41	Steven Williams	OF/C	So.	L/R	6-3	216	1L	Albany, Ga. (Deerfield-Windsor)
43	Richard Fitts	RHP	Fr.	R/R	6-3	185	HS	Helena, Ala. (Helena)
44	Jack Owen	LHP	So.	L/L	6-2	174	1L	Aliso Viejo, Calif. (J Serra)

### COACHES & STAFF

30	Butch Thompson	Head Coach	Fourth Year
35	Karl Nonemaker	Assistant Coach	Second Year
39	Gabe Gross	Assistant Coach	Second Year
34	Steve Smith	Volunteer Assistant Coach	Second Year
	Greg Drye	Director of Operations	Fourth Year
	Randall Dickey	Athletic Administrator	Fifth Year
	Anthony Sandersen	Athletic Trainer	Second Year
	Blake Beck	Player Development & Data Analyst	Third Year
	Chris Joyner	Strength & Conditioning	First Year

### PRONUNCIATION GUIDE

Ryan HOERTER ..... HOR-ter  
 EDOUARD JULIEN ..... ED-whah joo-lee-EN  
 Everett LAU ..... Rhymes with 'now'  
 Ford LUTTRELL ..... LUH-trull  
 Blake SCHILLECI ..... sha-LAY-see  
 Rankin WOLEY ..... WOE-lee

**30 BUTCH THOMPSON HEAD COACH**

**THE AUBURN SKIPPER**

- Seven College World Series appearances / 16 postseason appearances
- 2013 National Runner-up (Mississippi State)
- 2001 National Champion (Birmingham-Southern)
- 2014 Baseball America/ABCA National Assistant Coach of the Year
- 2006 FCA Coach of the Year
- Coached 14 pitchers who went on to pitch in the Major Leagues
- Recruited and coached 29 pitchers who were drafted out of college that weren't drafted out of high school

**Butch Thompson enters his fourth season at the helm of the program in 2019. Thompson, who spent three seasons as an assistant coach and recruiting coordinator at Auburn from 2006-08, returned to the Plains after seven seasons at Mississippi State as both associate head coach and pitching coach.**

Butch Thompson was named Auburn's head baseball coach on October 22, 2015 and enters his fourth season with the Tigers in 2019.

Thompson, who spent three seasons as an assistant coach and recruiting coordinator at Auburn from 2006-08, returned to The Plains after seven seasons at Mississippi State as both associate head coach and pitching coach.

Widely regarded as one of the premier pitching coaches in the country, he has seen 14 of his former pitchers make their Major League Baseball debuts, including eight since 2014. Thompson has also turned 29 pitchers who went undrafted out of high school into MLB draft picks.

Thompson had three pitchers drafted in the first 11 rounds in 2014 and five pitchers drafted, including three in the top 10 rounds, in 2013. He added a first-round selection in the 2016 draft, a third-round pick in Keegan Thompson in 2017 and the first No. 1 overall pick in program history in Casey Mize in 2018.

Along with his pitching pedigree, Thompson is also considered one of the top recruiters in the country. Since 2003, he has secured 12 recruiting classes that were ranked in the top 10 by either Baseball America or Perfect Game, including the No. 5 signing class in 2017 and a program record No. 4 class in 2018. His classes signed from 2006-08 at Auburn each ranked in the top 18 nationally, including the No. 5 class in 2008.

A native of Amory, Miss., Thompson has coached 26 Division I All-Americans and 38 all-conference performers. He has made 16 postseason appearances, including seven trips to the College World Series, and guided Birmingham-Southern to a NAIA National Championship in 2001 and was a national runner-up at Mississippi State in 2013.

Thompson was named the 2006 Fellowship of Christian Athletes SEC Coach of the Year while at Auburn and the 2014 Baseball America and American Baseball Coaches Association (ABCA) National Assistant Coach of the Year while at Mississippi State.

Thompson has already made his mark in his first three seasons at Auburn as he became the fourth head coach in program history to notch his 100th win in his third season at the helm. Thompson has guided the Tigers to a 103-82 overall record and has taken the team to back-to-back NCAA regionals for the first time in 15 years. After tying the 2010 team for the most wins (43) in a season since 1999 and advancing to its first super regional since that same season, Auburn's 2018 team finished the year ranked No. 9 by USA TODAY, marking the program's highest ranking to end a season since 1998.

In seven seasons at MSU, Thompson made four NCAA regional trips, two Super Regionals, won the SEC Tournament and advanced to the College World Series finishing as NCAA runner-up in 2013. In three of the last four seasons, the Bulldogs' staff ERA finished no higher than 3.06. Thompson's 2013 pitching staff was one of two nationally to finish in the top 15 in ERA, strikeouts per nine innings and hits allowed per nine innings.

In addition to his experience at Auburn and Mississippi State, Thompson also spent five seasons at Georgia from 2002-05, including a trip to the College World



Series in 2004. While there he guided the development of future Major Leaguers Josh Fields, Mitchell Boggs and Brooks Brown.

Thompson launched his coaching career as pitching coach and top assistant at Huntingdon College (Ala.) in 1993, before returning to his alma mater in Birmingham, where he helped lead the Panthers to back-to-back Southern States Conference championships and in 1995 coached BSC to its first NAIA World Series berth.

Thompson left BSC briefly to serve as head coach at Jefferson State Community College in Birmingham in 1997. While at JSCC, he was honored as the Regional Tournament Coach of the Year, the ABCA Alabama Junior College Coach of the Year and the Southeast Region Coach of the Year after guiding JSCC to a 39-21 mark, the AJCAA Region 22 State Championship and a third-place finish in the NJCAA Division II World Series.

He returned to Birmingham-Southern as top assistant the following season, beginning a four-year run during the most successful span in BSC baseball history. The Panthers won 196 games, four TranSouth Conference Championships and made three-consecutive appearances in the NAIA World Series. BSC's 2001 team posted a school-best 55-11 mark and captured the NAIA National Championship.

In 2002, Thompson joined the SEC baseball coaching fraternity as a pitching coach and recruiting coordinator at Georgia and has been a part of the league for the past 17 seasons.

Thompson currently serves as the large-school representative for the Alabama Baseball Coaches Association and is an All-American committee member representing the South region for the ABCA.

Thompson prepped at Amory (Miss.) High School and later starred as a pitcher at Itawamba (Miss.) Community College from 1989-90. On Oct. 25, 2014, Thompson was inducted into the ICC Athletic Hall of Fame.

He earned a bachelor's degree in history at BSC in 1992 and completed a master's degree in sports administration at UAB in 1996. He is married to the former Robin Ashe of Birmingham, Ala., and they are the parents of three daughters --- Anna, Olivia and Madelyn Gail.

**NATIONAL POLLS**

**NEWS & NOTES**

**BASEBALL AMERICA**

Apr. 29

1. UCLA
2. Stanford
3. Vanderbilt\*
4. Oregon State
5. Arkansas\*
6. Mississippi State\*
7. Louisville
8. Georgia\*
9. East Carolina
10. Georgia Tech\*
11. Texas Tech
12. LSU\*
13. UC Santa Barbara
14. North Carolina
15. Texas A&M\*
16. Baylor
17. West Virginia
18. Ole Miss\*
19. UC Irvine
20. Arizona State
21. N.C. State
22. Indiana
23. Miami
24. Missouri
25. BYU

**D1 BASEBALL**

Apr. 29

1. UCLA
2. Stanford
3. Oregon State
4. Vanderbilt\*
5. Arkansas\*
6. Mississippi State\*
7. Louisville
8. Georgia Tech\*
9. Georgia\*
10. East Carolina
11. Texas Tech
12. LSU\*
13. Ole Miss\*
14. Texas A&M\*
15. North Carolina
16. Baylor
17. West Virginia
18. UC Santa Barbara
19. Indiana
20. N.C. State
21. Miami
22. Arizona State
23. Florida State
24. Missouri
25. UC Irvine

**USA TODAY**

Apr. 29

1. UCLA
  2. Vanderbilt\*
  3. Stanford
  4. Oregon State
  5. Louisville
  6. Arkansas\*
  7. Mississippi State\*
  8. Georgia\*
  9. Georgia Tech\*
  10. East Carolina
  11. North Carolina
  12. Texas Tech
  13. UC Santa Barbara
  14. LSU\*
  15. Ole Miss\*
  16. Arizona State
  17. Texas A&M\*
  18. Baylor
  19. N.C. State
  20. West Virginia
  21. Miami
  22. Indiana
  23. Tennessee\*
  24. UC Irvine
  25. Missouri
- Florida State

**NCBWA**

Apr. 29

1. UCLA
2. Stanford
3. Vanderbilt\*
4. Oregon State
5. Louisville
6. Arkansas\*
7. Mississippi State\*
8. East Carolina
9. Georgia\*
10. Texas Tech
11. North Carolina
12. Georgia Tech\*
13. UC Santa Barbara
14. LSU\*
15. Baylor
16. Ole Miss\*
17. Texas A&M\*
18. Arizona State
19. West Virginia
20. Miami
21. N.C. State
22. UC Irvine
23. Indiana
24. Tennessee\*
25. BYU
26. Michigan
27. Florida State
- 28. AUBURN**
29. Missouri
30. Oklahoma State

**PERFECT GAME**

Apr. 29

1. UCLA
2. Oregon State
3. Stanford
4. Vanderbilt\*
5. Arkansas\*
6. Mississippi State\*
7. Louisville
8. East Carolina
9. LSU\*
10. UC Santa Barbara
11. Georgia Tech\*
12. Georgia\*
13. Texas Tech
14. North Carolina
15. Ole Miss\*
16. Texas A&M\*
17. UC Irvine
18. West Virginia
19. Indiana
20. Baylor
21. Arizona State
22. N.C. State
23. Miami
24. Michigan
25. Tennessee\*

**COLLEGIATE BASEBALL**

Apr. 29

1. UCLA
2. Vanderbilt\*
3. Stanford
4. Louisville
5. Oregon State
6. Arkansas\*
7. Mississippi State\*
8. UC Santa Barbara
9. Georgia\*
10. East Carolina
11. North Carolina
12. Arizona State
13. LSU\*
14. Georgia Tech\*
15. Baylor
16. Texas Tech
17. Ole Miss\*
18. UC Irvine
19. Texas A&M\*
20. N.C. State
21. Oklahoma State
22. Michigan
23. Indiana
24. Miami
25. Florida State
26. Duke
27. BYU
28. West Virginia
29. Southern Miss
30. Texas State

**AUBURN IN THE POLLS**

**BA D1 CB NC PG USA**

Pre.	17	22	23	19	15	20
2/18	18	22	26	22	15	--
2/25	18	21	29	22	15	--
3/4	17	19	27	18	15	18
3/11	17	18	23	17	15	17
3/18	16	12	12	14	7	12

**BA D1 CB NC PG USA**

3/25	18	15	13	13	10	12
4/1	18	15	14	17	10	15
4/8	22	22	23	22	18	19
4/15	24	NR	NR	26	22	23
4/22	20	25	NR	23	19	21
4/29	NR	NR	NR	28	NR	NR

**UP NEXT**

• Auburn welcomes UAB (19-25, 6-15 C-USA) to Plainsman Park for a midweek matchup Tuesday before hosting No. 8 Georgia (34-12, 13-8 SEC) for its final home series of 2019 next weekend.

**SCOUTING THE CRIMSON TIDE**

• Alabama enters the weekend with a 26-19 overall record and is 5-16 in conference play after dropping two of three games against LSU last weekend.

• The Crimson Tide rank 10th in the conference with a .263 batting average and are 13th with a .219 clip in SEC play. The offense is paced by Kolby Robinson's .314 clip, while Tyler Gentry leads the way with 10 home runs and 33 RBI.

• On the mound, Alabama has turned in a 3.80 ERA, which ranks sixth in the league. However, the team's 6.02 ERA in conference play is 13th in the SEC.

**HOME SWEET HOME**

• Auburn is 18-6 at home this season and went on a 14-game home winning streak earlier this season, which was tied for the third longest in program history.

• Auburn went 29-6 in games played at Plainsman Park last season, marking the most home wins in a season since 1997 (30) and the second-most home wins all-time.

• The Tigers are 47-12 at home since the start of the 2018 season and 70-25 at home since 2017.

• The team has won 14 of the last 16 home series dating back to the regular season finale in 2017.

**LEADING OFF**

• Sophomore outfielder Judd Ward is hitting .435 (10-for-23) during his current five-game hitting streak and leads the team with a .321 average in SEC play.

• Ward has multiple hits in seven of the last 14 games, including a trio of three-hit efforts. He is hitting .393 (22-for-56) with 14 runs and six doubles during the span.

**OFFENSIVE SURPRISE**

• Junior catcher Matt Scheffler ranks third on the team with a .290 batting average and second with a .296 clip in conference play.

• Scheffler has a hit in 11 straight SEC games and is hitting .341 (14-for-41) during the span.

**BEATDOWN IN T-TOWN**

• Auburn swept Alabama in Tuscaloosa for the first time since 1976 and outscored the Crimson Tide 44-10 in the three-game series a season ago.

• The Tigers 44 runs scored were the most all-time in three-game series vs. Alabama and the most in a three-game SEC series since 1994.

• It was also the most runs scored by a SEC team in a three-game series since Florida scored 48 runs vs. Ole Miss in 2002.

**CRIMSON TIDE KILLERS**

• Auburn's trio of Will Holland, Edouard Julien and Steven Williams combined to hit .456 (21-for-46) with 23 runs, six home runs and 22 RBI in four games against Alabama a season ago.

**LATE-INNING LEAD**

- Auburn's 15-inning game vs. Arkansas on Apr. 5 marked the team's first loss when leading after seven innings this season.
- Auburn is 23-1 when leading after seven and 27-0 when leading after eight this season.
- The Tigers are 108-9 when ahead after seven and 126-6 when ahead after eight under head coach Butch Thompson.
- Conversely, Auburn is 1-13 when trailing after seven and 0-16 when trailing after eight this season. The Tigers are 8-75 and 2-81, respectively, under Coach Thompson.

**IMPORTANCE OF OFFENSE**

- Auburn is 16-2 when it has outhit its opponents this season and 50-2 when doing so since the start of last year.
- Conversely, the Tigers are 13-32 when being outhit over the past two seasons.

**CONOR IN THE CLUTCH**

- Conor Davis' walk-off hit in the series finale vs. Ole Miss marked the second of Davis' career. He also hit a walk-off three-run home run in the bottom of the ninth inning of a series-clinching win vs. South Carolina in 2017.
- Davis has four go-ahead hits this season. Along with the walk-off single, he hit a grand slam to break a 4-4 tie at UAB, a RBI double to break a 3-3 tie vs. Arkansas and a two-RBI single to break a 1-1 tie at Jacksonville State.

**BIG-HIT BLISS**

- Freshman infielder Ryan Bliss has accounted for four game-tying or go-ahead runs in the last four SEC series.
  - Arkansas (4/5 - game one): game-tying, two-RBI single in 6th
  - Arkansas (4/5 - game two): go-ahead RBI double in 7th; game-tying sac fly in 12th
  - Ole Miss (4/20): go-ahead RBI single in 7th

**RUN AT YOUR OWN RISK**

- Judd Ward leads the SEC with six outfield assists this season, which is more than eight SEC teams have recorded.
- Four of Ward's six outfield assists have cut down a run at the plate, with all four coming in the seventh inning or later.

**CANADIAN CRUSHER**

- Edouard Julien leads the team with 41 RBI and is the first Auburn player since 2010-11 with 40 or more RBI in back-to-back seasons.
- Julien broke Frank Thomas' freshman RBI record and led the SEC and all freshmen nationally with 69 RBI a season ago.
- He drove in 101 runs in his first 94 games at Auburn, becoming the fifth fastest Auburn player to reach 100 RBI:
  1. Tim Hudson - 78 games
  2. Gabe Gross - 86 games
  3. Frank Thomas - 89 games
  4. Todd Faulkner - 90 games
  5. Edouard Julien - 94 games

**FIRST IMPRESSIONS**

- Devin Warner made his first career start at Jacksonville State last Tuesday and went 3-for-4 with a run scored and three RBI.
- Brody Moore came off the bench in the same game and went 2-for-2 with two runs and a RBI. Moore is 4-for-7 with four runs, one double, one triple and two RBI in six games and one start this season.

**JACK IS BACK**

- Sophomore lefty Jack Owen returned to the Auburn pitching staff during the Ole Miss series and has made a relief appearance in each of the last two weekends: 0-0, 1.93 ERA, 4.2 IP, 3 H, 1 ER, 2 BB, 4 K, .176 B/AVG.
- Prior to missing four weeks with shoulder tendinitis, Owen was named the SEC Pitcher of the Week after turning in a complete-game shutout vs. UTSA on Mar. 9.
- Owen didn't allow a run in 20.2 innings prior to his start vs. Tennessee and set the program record with 28.2 innings without allowing an earned run dating back to last season.

**CONSECUTIVE SCORELESS INNINGS**

Name	Dates	IP
1. Jack Owen	5/22/18-3/16/19	28.2 #
2. John Powell	5/19-6/4/94	27.1 #
3. Keegan Thompson	5/15/15-3/10/17	25.0 #
4. Keegan Thompson	2/17-3/10/17	23.2 ^
5. Tanner Burns	3/1-pres.	23.0
6. Bryan Woodall	2/9-23/07	21.2 # ^
Chris Morrison	3/18-4/2/95	21.2 #
Joe Beckwith	2/26-3/17/96	21.0 ^
9. Jack Owen	2/23-3/17/19	20.2
10. Michael Nix	3/23-4/15/03	20.1

# includes unearned runs | ^ to begin a season

**MIDSEASON FORM**

- Tanner Burns was named to the Golden Spikes Award Midseason Watch List, marking the fourth straight season an Auburn player has earned the recognition - Anfernee Grier (2016), Keegan Thompson (2017), and Casey Mize (2017-18)
- He was also named to the Hall of Fame Foundation National Pitcher of the Year Award midseason watch list and a midseason All-American by D1 Baseball and Perfect Game.

**HOMETOWN HERO**

- Auburn High School product Brooks Fuller has made five straight SEC starts dating back to Saturday at South Carolina and leads the team with a 3.54 ERA in conference play.
- In two starts prior to last weekend, Fuller handed Texas A&M its first shutout loss of the season with 6.0 scoreless innings and struck out a season-high six batters vs. Ole Miss.

**FITTS RIGHT IN**

- Richard Fitts is 3-0 with a 2.82 ERA in 10 relief appearances this season.
- In his last three relief appearances, which includes 3.2 scoreless innings against Alabama in the Capital City Classic, Fitts is 2-0 with a 0.00 ERA.

**BULL MENTALITY**

- Cody Greenhill leads the team and ranks tied for third in the SEC with nine saves, which are the most by an Auburn player since 2013.
- Five of Greenhill's nine saves have come on the road, including four in SEC road games, and he leads the conference with seven saves in league games.

**SHUTTING 'EM OUT**

- Auburn ranks second in the country with seven shutouts this season.
- The Tigers seven shutouts are already two more than last season and are tied for the fifth most in a single-season in program history. The single-season record is nine in 1988.
- The Tigers didn't allow a run in 33.1 innings from Mar. 6-9, marking a program record in the category.

**PUTTING 'EM IN MOTION**

- Auburn has stolen 54-of-64 bases this season, which is already four more than the team's total in 66 games last year.
- The Tigers stole 26 straight bases from Feb. 19-Mar. 17, marking the longest streak of successful stolen bases since stealing 32 straight bases in 2002.
- The team's six stolen bases in the series finale vs. Tennessee were the most in a game since 2016, and the 11 stolen bases in the series were the most in a series in the Stat Crew era (1993). They were also the most in a three-game span since 2012.
- Eleven players, including all nine members of Auburn's regular starting lineup, have stolen a base this season.

**FLARE FOR THE DRAMATIC**

- Auburn has played in four extra-inning games, totaling 51 innings of action this season (2-2).
- The four extra-inning games are just two shy of the number of extra inning games in the last two seasons combined.

**15-INNING MARATHON**

- Auburn's 15-inning contest vs. Arkansas is tied for the fourth longest game in program history.
- The game lasted 5:40, which is second in game duration behind the 15-inning Auburn vs. Alabama game in 2017 (6:36).
  1. 20 innings - at Florida (4/22/72)
  2. 17 innings - vs. Arkansas (5/19/94)
  3. 16 innings - at Troy (4/25/07)
  4. 15 innings - vs. Arkansas (4/5/19)
    - 15 innings - vs. Alabama (5/7/17)
    - 15 innings - at Mississippi State (3/22/87)

**CONFERENCE SLATE**

- Six of Auburn’s first seven SEC series have come against a ranked team, and the Tigers are 8-10 in those contests.
- Two of the remaining three conference series are also against teams that currently rank in the top 20 of the most recent coaches poll.
- Eight of the team’s 10 conference series this season are against NCAA Regional teams from a year ago, including four NCAA Super Regional teams and two teams that advanced to the College World Series in Arkansas and Mississippi State.
- The Tigers five road trips in league play are to Mississippi State, South Carolina, Texas A&M, Vanderbilt and LSU. All Five teams made the 2018 NCAA Tournament and three - Mississippi State, South Carolina and Vanderbilt - advanced to a super regional.

**CORE POWER**

- The Tigers returned 41 home runs between the core trio of Edouard Julien (17), Will Holland (12) and Steven Williams (12). The 41 home runs between the three players were the most among any returning trio in the SEC this season.
- Julien, Holland and Williams also drove in a combined 172 runs last season, totaling 16 more RBI than any other returning trio in the SEC this season.

**SUPER SOPHOMORES**

- Auburn had four Freshman All-America and SEC All-Freshman Team honorees a season ago in Tanner Burns, Cody Greenhill, Edouard Julien and Steven Williams.
- The four freshmen All-Americans were the most in program history and tied with Vanderbilt for the most in the country last year.

**THE GABE GROSS EFFECT**

- In its first season under hitting coach Gabe Gross, Auburn set a program record for hit-by-pitches (84) and ranked in the top 10 in program history in a number of additional offensive categories.
  - Home runs: 73; 5th
  - Walks: 309; 5th
  - RBI: 423; 8th
  - Runs: 467; 8th
  - Extra-base hits: 201; 10th
  - Total bases: 977; 10th

**WEALTH OF EXPERIENCE**

- The team’s 43 returning home runs were the most entering a season since 2011 (62) and its 214 RBI were the most since 2016 (246).
- The Tigers also brought back 156 appearances, 25 wins, 362.0 innings pitched and 330 strikeouts. Those were the highest totals returning since 2016, 2014, 2014 and 2012, respectively.

**PRESEASON RECOGNITION**

- Burns and Holland garnered a wealth of preseason recognition, including becoming the first Auburn duo to be named to the Golden Spikes Award preseason watch list in the same season.
- Burns: Preseason First Team All-SEC, Golden Spikes Award preseason watch list, Second Team Preseason All-American by D1 Baseball, Third Team Preseason All-American by Collegiate Baseball.
- Holland: Golden Spikes Award preseason watch list, Second Team Preseason All-American by Perfect Game, Third Team All-American by D1 Baseball and NCBWA.

**POSTSEASON PUSH**

- With 11 games left in the regular season, including eight games at Plainsman Park, Auburn is positioned to make its third straight NCAA Tournament appearance for the first time since 2001-03.
- The Tigers enter the weekend ranked No. 12 in the RPI with the No. 2 strength of schedule.
- Auburn was an out away from advancing to a super regional in 2017 and a run away from making it back to Omaha for the first time since 1994 a season ago.

**PACKED HOUSE**

- Auburn sold a record number of season tickets in 2019 (2,163), which surpassed its previous record of 1,991 tickets sold a season ago.
- The Tigers have welcomed 78,535 fans through the gates of Plainsman Park this season, which ranks 18th in the country.
- The team’s average attendance of 3,272 is good for 16th in the nation.

**BIG LEAGUE TIGERS**

- In 2018, former Auburn pitcher Trey Wingenter became the 51st player in Auburn history to appear in the Major Leagues. He made his MLB debut for the San Diego Padres on Aug. 7, 2018.
- Wingenter is one of three former Tigers to open the 2019 season on a big league roster, joining Josh Donaldson (Braves) and Garrett Cooper (Marlins). Grant Dayton is also on the Braves’ 40-man roster but is currently inactive.

**TIGERS IN THE DRAFT**

- Auburn had seven players selected in the 2018 MLB Draft, including the program’s first No. 1 overall draft pick in Casey Mize.
- The seven players drafted were the most in a season since 2010 (11) and tied for the second most in program history.
- The Tigers have had multiple players drafted every year since 2006 and at least one player selected for 44 straight years, which is tied for the longest streak in the SEC.

**TAKE ‘EM TO SCHOOL**

- Auburn has 11 players on its team that chose to attend Auburn rather than sign a professional contract, including four freshmen from the 2018 draft in June.

Player	Year	Round	Team
Ryan Bliss	2018	30th	Boston
Tanner Burns	2017	37th	NY (AL)
Davis Daniel	2018	11th	Milwaukee
	2016	34th	Chicago (NL)
Peyton Glavine	2017	37th	LA (AL)
Ryan Hoerter	2017	36th	Pittsburgh
Kason Howell	2018	20th	Boston
Edouard Julien	2017	37th	Philadelphia
Garrett Wade	2018	38th	Tampa Bay
Devin Warner	2018	30th	Arizona
Ryan Watson	2016	39th	LA (NL)
Steven Williams	2017	35th	NY (AL)

**THE LAST TIME...**

**BATTING SUPERLATIVES**

5 hits in a game Anfernee Grier at Kennesaw St. [5-for-6] (4/12/16)  
 6 hits in a game Tyler Johnstone vs. Elon [6-for-7, 2B, 3B] (2/25/05)

Reached base 6 times Edouard Julien vs. Alabama A&M [3-3, 1 BB, 2 HBP] (4/3/18)

4 runs in a game Will Holland at Alabama (G2 - 4/21/18)  
 5 runs in a game Edouard Julien vs. Alabama A&M (4/3/18)  
 6 runs in a game never

**10-game hitting streak** Ryan Bliss, 10 games, (2/17-3/5/19)  
 15-game hitting streak Jonah Todd, 16 games, (4/8-5/7/17)  
 20-game hitting streak A. Grier, 22 games, (5/31/15-3/22/16)  
 25-game hitting streak Justin Fradejas, 27 games (3/23-5/7/10)  
 30-game hitting streak Casey Dunn, 31 games (2/22 [G1]-4/15/97)

3 doubles in a game Jordan Ebert vs. Southern (2/26/16)  
 4 doubles in a game Ken Dempsey vs. Georgia (1971)

2 triples in a game Jay Gonzalez vs. Alabama State (2/28/12)  
 3 triples in a game never

**2 home runs in one game** Conor Davis vs. #17 Ole Miss (4/19/19)  
 3 home runs in one game Tony Caldwell at Kentucky (4/9/11)

7 RBI in a game Steven Williams vs. Longwood (2/17/18)  
 8 RBI in a game Justin Bryant at Georgia (3/19/10)  
 9 RBI in a game Hunter Morris at Georgia (3/21/10)  
 10 RBI in a game Bob Berry vs. Huntington (4/15/82)

**Grand slam home run** Conor Davis at UAB (3/20/19)  
**Inside-the-park home run** Edouard Julien vs. Georgia Southern (2/17/19)  
 HR to begin game Will Holland at #5 Ole Miss (5/12/18)  
 Two HR in one inning Dan Glevenyak at Jacksonville State (8th) (5/7/13)  
**HR in consecutive at-bats** Edouard Julien vs. Alabama A&M (2/20/19)  
**HR in three consecutive at-bats** Edouard Julien vs. Alabama A&M/UCF (2/20-22/19)  
**HR in consecutive games** Steven Williams vs. at UCF vs. Cincinnati (2/24-3/1/19)  
 HR in three consecutive games Brendan Venter (5/5-7/18)  
 HR in three consecutive SEC games Trent Mummy (4/17-23/10)  
 HR in four consecutive games Joseph Sanders (5/10-15/08)  
 HR in four consecutive SEC games Mike Bianucci (5/2-9/08)  
 HR in five consecutive games Tim Lemons (4/6-10/85)  
 Walk-off HR Conor Davis vs. # 6 South Carolina (4/2/17)  
 Pinch-hit HR Edouard Julien vs. BYU (G1 - 3/3/18)  
 Pinch-hit grand slam Edouard Julien vs. BYU (G1 - 3/3/18)  
 HR in first at-bat of season Steven Williams vs. Longwood (2/17/18)  
 HR in both games of DH Dylan Ingram at #7 Mississippi St. (4/29/17)

Hit for the cycle Clete Thomas [3B, 1B, 1B, HR, 2B] vs. Arkansas (4/3/05)

Hit from both sides of plate in same inning Damon Haecker [5th inn.] vs. Jacksonville St. (3/15/17)  
 Two hits in same inning Josh Anthony [HR, 2B] vs. Army (6/2/18)

Stole home Justin Hargett vs. Davidson (Grn 2) [4th] (G1 - 3/3/10)  
**Stole two bases in a game** Judd Ward at Jacksonville State (4/23/19)  
 Stole three bases in a game Anfernee Grier vs. Southern (2/26/16)

**Hit by a pitch 2 times in a game** Will Holland at #4 Vanderbilt (2) (4/25/19)  
 Hit by a pitch 3+ times in a game Dan Glevenyak at Alabama (4) (4/11/14)

Scored 20 or more runs 20 at Alabama (G2 - 4/21/18)  
 Scored 25 or more runs 25 vs. Longwood (2/17/18)  
 Scored 30 or more runs 32 vs. Troy (3/2/94)

**Scored 5 runs in an Inning** 5, vs. UTSA (1st) (3/9/19)  
**Scored 6 runs in an Inning** 6, at Jacksonville State (7th) (4/23/19)  
**Scored 7 runs in an Inning** 7, at #4 Mississippi State (4th) (3/24/19)  
**Scored 8 runs in an Inning** 8, at UAB (5th) (3/19/19)  
 Scored 9 runs in an Inning 9, vs. Army (5th) (6/2/18)  
 Scored 10+ runs in an Inning 11, at Alabama (8th) (G1 - 4/21/18)  
 Recorded 10+ hits in an Inning 11, vs. Furman (5th) (2/12/00)  
 Scored in every inning vs. Coppin State (3/18/14)

**Recorded 15-19 hits** 16, at Jacksonville State (4/23/19)  
**Recorded 20 or more hits** 21, at #4 Mississippi State (3/24/19)

Hit 3 or more home runs in an inning 3, vs. Northeastern (6th) (G1 - 3/10/18)  
**Hit 3 or more home runs in a game** 3, vs. #17 Ole Miss (4/19/19)  
 Hit 5 or more home runs in a game 6, vs. Northeastern (G1 - 3/10/18)  
 Hit 7 or more home runs in a game 7, vs. Mississippi State (5/8/10)  
**Hit back-to-back home runs** S. Williams & R. Woley at #4 Mississippi State (6th) (3/22/19)  
 Hit back-to-back-to-back home runs B. Fletcher, H. Morris & K. Patterson vs. Mississippi State (5th) (5/8/10)

Had 5 doubles 5, vs. N.C. State (6/3/18)  
 Had 6 doubles 6, vs. Georgia Tech (3/13/18)  
 Had 7 doubles 7, vs. Alabama A&M (3/1/16)  
 Had 8 doubles 8, vs. BYU (G1 - 3/3/18)  
 Had 9+ doubles 10, vs. Tennessee (5/15/10)

Stole 5 bases in a game 5, vs. Bethune-Cookman (5/6/14)  
**Stole 6 bases in a game** 6, vs. #21 Tennessee (3/17/19)  
 Stole 7 bases in a game 7, vs. Presbyterian (5/8/12)  
 Stole 8 bases in a game 8, vs. Alcorn State (2/22/12)

**Walked 10+ times** 11, vs. #9 Arkansas (G2 - 4/5/19)  
 Did not strike out in a game vs. Belmont (3/11/12)

**PITCHING SUPERLATIVES**

**INDIVIDUAL**  
 Nine-inning no-hitter Casey Mize vs. Northeastern (3/9/18)  
 Nine-inning no-hitter (combined) Mike Mueller [2.0], Lee Carter [1.0], Brandon Channell [1.0], Reid Price [1.0], Andrew Skinner [1.0], Arnold Hughey [1.0], Ken Clayton [1.0], Cory Duettt [0.2], Sean Jones [0.1] vs. UAB (3/19/02)

Seven-inning no-hitter Jason Johnson vs. LaGrange College (4/30/91)

Nine-inning perfect game Eric Brandon vs. Murray State (3/2/02)  
 Seven-inning perfect game Jason Johnson vs. LaGrange College (4/30/91)

Nine-inning one-hitter (individual) Keegan Thompson vs. Presbyterian (3/1/14)  
 Nine-inning one-hitter (combined) Justin Camp [6.2], Terrance Dedrick [1.1], Jay Wade [0.2], Rocky McCord [0.1], at Kennesaw St. (3/11/14)  
 Five-inning one-hitter Kevin Davis [3.2], Jacob Milliman [1.1], vs. Radford (2/22/15)

**Nine-inning two-hitter** Tanner Burns [9.0] vs. Cincinnati (3/1/19)

**Complete game** Jack Owen vs. UTSA (3/9/19)  
**Complete game shutout** Jack Owen vs. UTSA (3/9/19)  
 Consecutive complete games K. Thompson vs. Arkansas & LSU (4/4 & 4/11/15)

**Struck out 10 batters** 10 by Tanner Burns vs. UTSA (3/8/19)  
 Struck out 11 batters 11 by Casey Mize vs. Army (6/2/18)  
 Struck out 12 batters 12 by Casey Mize at Kentucky (3/23/18)  
 Struck out 13 batters 13 by Casey Mize vs. Texas A&M (3/16/18)  
**Struck out 15 batters** 15 by Tanner Burns vs. Cincinnati (3/1/19)

**TEAM**  
**Struck out 15+ batters** Garrett Wade [8], Kyle Gray [2], Elliott Anderson [6] at South Alabama (3/12/19)  
**Struck out 20+ batters** Brooks Fuller [4], Ryan Watson [4], Elliott Anderson [3], Cody Greenhill [4], Carson Skipper [3], Garrett Wade [2] vs. Ga State, at Missouri (4/5-7/16)  
 Struck out 15 batters consecutive games 7-0 at #12 Texas A&M (4/13/19)  
**Shut out an opponent** 6-0 vs. UTSA / 5-0 vs. UTSA (3/8-9/19)  
**Consecutive shutouts** 2-0 vs. UT Martin / 6-0 vs. UTSA / 5-0 vs. UTSA (3/6-9/19)  
**Three straight shutouts** 7-0 at #12 Texas A&M (4/13/19)  
**Shut out an SEC opponent** 7-0 at #12 Texas A&M (4/13/19)  
**Shut out an SEC opponent on the road** 5-0 and 4-0 at Miss. State (3/27-28/15)  
 Consecutive SEC shutouts 5-0 and 4-0 at Miss. State (3/27-28/15)  
 Consecutive SEC shutouts on the road 4-0 at #12 Texas A&M (4/12/19)  
**Was shut out** vs. #24 Missouri (4/1/18)  
 Was held to one hit vs. #13 Arkansas (5/25/17)  
 Was no hit

**FIELDING SUPERLATIVES**  
**2 errors in a game** Matt Scheffler at #4 Vanderbilt (4/25/19)  
 3 errors in a game Luke Jarvis vs. Presbyterian (3/11/17)  
 4 errors in a game Brett Burnham at Alabama (4/5/00)

**3 double plays turned in a game** at #4 Vanderbilt (4/26/19)  
 4 double plays turned in a game vs. Georgia Tech (4/4/17)  
 5 double plays turned in a game never

Triple play (Auburn) vs. Memphis (5/22/78)  
 Triple play (Opponent) at Florida [4th] (3/15/08)

Threw a runner out at HP to end game Will Holland vs. Presbyterian (3/12/17)

**MISC. SUPERLATIVES**  
**Won 10 or more consecutive games** 15 (2/24-3/22)  
**Won 15 or more consecutive games** 15 (2/24-3/22)  
 Won 8 or more consecutive SEC games 9 (4/1-21/95)  
 Lost 5 or more consecutive games 7 (5/6-5/13/17)

Home winning streak 21 (1964-66)  
 Road winning streak 14 (1967/1995)  
 Season-opening winning streak 17 (2/7-3/5/97)

**Extra-innings victory** 6-5, 10 innings vs. #17 Ole Miss (4/20/19)  
**Extra-innings loss** 6-9, 15 innings vs. #9 Arkansas (G2 - 4/5/19)

**Swept a 3-game series** vs. #21 Tennessee (3/15-17/19)  
 Swept a road series at Alabama (4/20-21/18)  
 Swept a road SEC series at Alabama (4/20-21/18)  
**Swept a SEC series** vs. #21 Tennessee (3/15-17/19)  
 Swept a 4-game series Maine (2/15-17/13)  
**Swept a doubleheader** vs. UTSA (3/9/19)

**Allowed 3 runs or fewer in a series** 3 vs. UTSA (3/8-9/19)  
 Allowed 3 runs or fewer in a SEC series 3 vs. Miss. State (3/27-29/15)  
**Allowed 4 runs or fewer in a series** 3 vs. UTSA (3/8-9/19)  
 Allowed 4 runs or fewer in a SEC series 4 vs. Georgia (4/23-25/15)  
 Allowed 3 runs or fewer in a road series 3 vs. Miss. State (3/27-29/15)  
 Allowed 3 runs or fewer in a SEC road series 3 vs. Miss. State (3/27-29/15)

Overcome a deficit of 7+ runs 7 runs, [7-0, 12-8] vs. Florida A&M (2/22/17)

Won a 1-0 game vs. Mercer (5/30/15) [NCAA Regional]  
 Lost a 1-0 game vs. Ohio State (2/15/14)

**Walk-off win** vs. #17 Ole Miss (10 inn.) (4/20/19)  
 Walk-off loss at #1 Florida (11 inn.) (6/11/18)



# HITTER PROFILES

## 9 • RYAN BLISS IF

5-9 • 165 • FR • LaGrange, Ga. • Troup County

- Drove in multiple runs in a pair of games last week and ranks second on the team in multi-RBI efforts (9)
- Has driven in four game-tying or go-ahead runs in the last four SEC series
- Drafted in the 30th rd of the 2018 MLB Draft by Boston

**CAREER STATISTICS**

YEAR	AVG	GP-GS	AB	R	H	2B	3B	HR	RBI	SB-A
2019	.259	44-44	162	28	42	9	1	1	25	6-7

**SEASON HIGHS**  
**At Bats:** 5, seven times  
**Runs:** 2, five times  
**Hits:** 3, two times  
**Doubles:** 1, nine times  
**HR:** 1, vs. Cincinnati (3/2)  
**RBI:** 3, vs. Arkansas (4/5)

## 24 • CONOR DAVIS IF

6-3 • 227 • JR • Roswell, Ga. • Blessed Trinity

- Is riding a six-game hitting streak and is batting .346 during the span
- Hit a walk-off single in the 10th inning of the series-clinching win vs. Ole Miss (4/20)
- Collected the first multi-HR game of his career in the middle game vs. the Rebels (4/19)

**CAREER STATISTICS**

YEAR	AVG	GP-GS	AB	R	H	2B	3B	HR	RBI	SB-A
2017	.282	52-38	163	22	46	11	0	1	29	1-4
2018	.268	53-47	164	26	44	9	0	2	34	3-6
2019	.294	41-40	163	23	48	6	1	6	28	2-2
TOTAL	.282	146-125	490	71	138	26	1	9	91	6-12

**CAREER HIGHS**  
**At Bats:** 8, vs. Alabama (5/7/17)  
**Runs:** 3, vs. Longwood (2/17/18)  
**Hits:** 3, seven times  
**Doubles:** 2, at Texas A&M (4/9/17)  
**HR:** 2, vs. Ole Miss (4/19/19)  
**RBI:** 5, vs. Vanderbilt (5/6/18)

**SEASON HIGHS**  
**At Bats:** 5, nine times  
**Runs:** 2, four times  
**Hits:** 3, three times  
**Doubles:** 1, six times  
**HR:** 2, vs. Ole Miss (4/19)  
**RBI:** 4, two times

## 11 • CHASE HALL C

6-2 • 215 • R-JR • Roanoke, Ala. • Southern Union

- Made his sixth start of the season at JSU (4/23) and went 1-for-4 with two runs and one RBI

**CAREER STATISTICS**

YEAR	AVG	GP-GS	AB	R	H	2B	3B	HR	RBI	SB-A
2019	.182	11-6	22	2	4	1	0	0	3	0-0

**SEASON HIGHS**  
**At Bats:** 5, vs. Alabama A&M (2/19)  
**Runs:** 2, at Jacksonville State (4/23)  
**Hits:** 1, four times  
**Doubles:** 1, vs. Alabama A&M (2/19)  
**RBI:** 2, vs. Alabama A&M (2/19)

## 17 • WILL HOLLAND IF

5-11 • 185 • JR • Lawrenceville, Ga. • Collins Hill

- Leads the team with four HR in SEC play
- Named a preseason All-American and member of the Golden Spikes Award watch list

**CAREER STATISTICS**

YEAR	AVG	GP-GS	AB	R	H	2B	3B	HR	RBI	SB-A
2017	.209	45-41	134	23	28	7	1	3	18	4-4
2018	.313	66-65	249	61	78	18	0	12	52	9-11
2019	.207	42-42	150	29	31	6	0	4	16	13-16
TOTAL	.257	153-148	533	113	137	31	1	19	86	26-31

**CAREER HIGHS**  
**At Bats:** 6, three times  
**Runs:** 4, at Alabama (4/21 - G2)  
**Hits:** 4, two times  
**Doubles:** 2, two times  
**HR:** 2, two times  
**RBI:** 4, two times

**SEASON HIGHS**  
**At Bats:** 6, vs. UTM (3/5)  
**Runs:** 3, vs. GS (2/15)  
**Hits:** 4, vs. UTM (3/5)  
**Doubles:** 1, six times  
**HR:** 1, four times  
**RBI:** 2, three times

## 16 • KASON HOWELL OF

6-0 • 185 • FR • Argyle, Texas • Liberty Christian

- Has reached base in 19 of the last 20 contests
- Drafted in the 20th rd of the 2018 MLB Draft by Boston

**CAREER STATISTICS**

YEAR	AVG	GP-GS	AB	R	H	2B	3B	HR	RBI	SB-A
2019	.273	43-43	161	21	44	5	0	0	21	13-15

**SEASON HIGHS**  
**At Bats:** 6, at Mississippi State (3/24)  
**Runs:** 3, vs. Alabama A&M (2/19)  
**Hits:** 3, two times  
**Doubles:** 1, five times  
**RBI:** 3, vs. UTSA (3/9)

## 10 • EDOUARD JULIEN IF

6-2 • 195 • SO • Quebec City, Quebec • Cardinal-Roy

- Is the first Auburn player with 40+ RBI in back-to-back seasons since 2010-11
- Became the fifth fastest player to reach 100 RBI in his Auburn career earlier this season (94 games)

**CAREER STATISTICS**

YEAR	AVG	GP-GS	AB	R	H	2B	3B	HR	RBI	SB-A
2018	.275	62-59	207	47	57	7	0	17	69	7-10
2019	.256	43-43	160	36	41	12	0	8	41	3-5
TOTAL	.267	105-102	367	83	98	19	0	25	110	10-15

**CAREER HIGHS**  
**At Bats:** 7, vs. Arkansas (4/5/19)  
**Runs:** 5, vs. Alabama A&M (4/3/18)  
**Hits:** 3, five times  
**Doubles:** 2, Alabama A&M (4/3/18)  
**HR:** 2, vs. AAMU (2/20/19)  
**RBI:** 4, seven times

**SEASON HIGHS**  
**At Bats:** 7, vs. Arkansas (4/5)  
**Runs:** 3, two times  
**Hits:** 3, two times  
**Doubles:** 1, 12 times  
**HR:** 2, vs. AAMU (2/20)  
**RBI:** 4, vs. Ole Miss (4/18)

## 2 • EVERETT LAU IF/OF

5-10 • 185 • JR • Oahu, Hawaii • College of San Mateo

- Started at JSU (4/23) and scored two runs while also turning in a RBI double
- Collected three hits and drove in a season-high five runs, including a three-run HR, vs. UT Martin (3/5)
- Two-time Golden Gate League First Team All-Conference

**CAREER STATISTICS**

YEAR	AVG	GP-GS	AB	R	H	2B	3B	HR	RBI	SB-A
2017*	.381	33-42	126	38	48	9	4	0	32	--
2018*	.381	45-45	181	48	69	17	2	4	45	--
2019	.250	15-8	36	7	9	2	0	1	7	1-1

**SEASON HIGHS**  
**At Bats:** 6, vs. UT Martin (3/5)  
**Runs:** 2, two times  
**Hits:** 3, vs. UT Martin (3/5)  
**Doubles:** 1, two times  
**HR:** 1, vs. UT Martin (3/5)  
**RBI:** 5, vs. UT Martin (3/5)  
 \*JUCO

## 19 • BRODY MOORE IF

6-0 • 185 • FR • Oneonta, Ala. • Oneonta

- Came off the bench and collected two hits at JSU (4/23)
- Made his first career start and drove in a run earlier in the season vs. JSU (4/9)
- Tripled in his first career at-bat vs. Alabama A&M (2/19)

**CAREER STATISTICS**

YEAR	AVG	GP-GS	AB	R	H	2B	3B	HR	RBI	SB-A
2019	.571	6-1	7	4	4	1	1	0	2	0-0

**SEASON HIGHS**  
**At Bats:** 3, vs. Jacksonville State (4/9)  
**Runs:** 2, at Jacksonville State (4/23)  
**Hits:** 2, at Jacksonville State (4/23)  
**Doubles:** 1, at Jacksonville State (4/23)  
**RBI:** 1, two times

## 6 • MATT SCHEFFLER C

6-2 • 190 • JR • Kirkland, Wash. • Pierce

- Went 4-for-11 with a double at three RBI at Vandy
- Has recorded a hit in 11 straight SEC games and is batting .341 during the span
- 2018 Tacoma Athletic Commission Player of the Year

**CAREER STATISTICS**

YEAR	AVG	GP-GS	AB	R	H	2B	3B	HR	RBI	SB-A
2017*	.349	36-36	126	26	44	5	1	2	19	--
2018*	.369	42-42	160	51	59	12	2	1	22	--
2019	.290	40-38	138	22	40	8	0	1	17	5-6

**SEASON HIGHS**  
**At Bats:** 6, at Mississippi State (3/24)  
**Runs:** 2, four times  
**Hits:** 3, at UCF (2/24)  
**Doubles:** 1, eight times  
**HR:** 1, vs. UTSA (3/9)  
**RBI:** 2, at Vanderbilt (4/25)  
 \*JUCO

## 1 • JUDD WARD OF

6-1 • 195 • SO • Russellville, Ala. • Russellville

- Went 7-for-13 at Vandy and is hitting .435 (10-for-23) during his current five-game hitting streak
- Leads the team with a .350 average and .469 OBP in the last 10 games
- Paces the Tigers with a .321 clip in SEC play

**CAREER STATISTICS**

YEAR	AVG	GP-GS	AB	R	H	2B	3B	HR	RBI	SB-A
2018	.250	37-21	84	9	21	2	1	0	8	0-2
2019	.294	44-43	163	31	48	9	2	2	23	5-6
TOTAL	.279	81-64	247	40	69	11	3	2	31	5-8

**CAREER HIGHS**  
**At Bats:** 7, vs. Arkansas (4/5/19)  
**Runs:** 3, at Jacksonville State (4/23/19)  
**Hits:** 3, four times  
**Doubles:** 2, at Vanderbilt (4/25/19)  
**HR:** 1, two times  
**RBI:** 4, at Mississippi State (3/24/19)

**SEASON HIGHS**  
**At Bats:** 7, vs. Arkansas (4/5)  
**Runs:** 3, at JSU (4/23)  
**Hits:** 3, four times  
**Doubles:** 2, at VU (4/25)  
**HR:** 1, two times  
**RBI:** 4, at MSU (3/24)

## 41 • STEVEN WILLIAMS OF

6-3 • 216 • SO • Albany, Ga. • Deerfield-Windsor

- Went 4-for-11 in three games at Vandy
- Missed his first start in 105 games last Tuesday

**CAREER STATISTICS**

YEAR	AVG	GP-GS	AB	R	H	2B	3B	HR	RBI	SB-A
2018	.291	65-65	244	54	71	10	1	12	51	1-1
2019	.236	43-43	161	28	38	5	0	4	16	3-3
TOTAL	.269	108-108	405	82	109	15	1	16	67	4-4

**CAREER HIGHS**  
**At Bats:** 6, two times  
**Runs:** 4, two times  
**Hits:** 4, three times  
**Doubles:** 2, vs. BYU (G1 - 3/3/18)  
**HR:** 1, 16 times  
**RBI:** 7, vs. Longwood (2/17/18)

**SEASON HIGHS**  
**At Bats:** 6, vs. Arkansas (4/5)  
**Runs:** 3, vs. UC (3/2)  
**Hits:** 3, two times  
**Doubles:** 1, five times  
**HR:** 1, four times  
**RBI:** 3, at UCF (2/24)

## 4 • RANKIN WOLEY IF

6-0 • 210 • JR • Atlanta, Ga. • Chattahoochee Valley

- Hit his third HR of the season in the finale at Vandy
- Named a 2018 NJCAA First Team All-American and the Alabama Community College Conference Player of the Year

**CAREER STATISTICS**

YEAR	AVG	GP-GS	AB	R	H	2B	3B	HR	RBI	SB-A
2017*	.267	26-8	45	8	12	4	1	0	5	0-0
2018*	.460	60-60	202	58	93	27	1	11	93	1-1
2019	.280	43-43	175	23	49	10	1	3	28	2-2

**CAREER HIGHS**  
**At Bats:** 7, vs. Arkansas (4/5/19)  
**Runs:** 3, vs. Gulf Coast State (3/2/18)\*  
**Hits:** 4, two times\*  
**Doubles:** 3, vs. Faulkner (2/17/18)\*  
**HR:** 2, vs. Miami Dade (2/10/18)\*  
**RBI:** 5, at Wallace-Selma (4/21/18)  
 \*at LSU  
 \*JUCO

**SEASON HIGHS**  
**At Bats:** 7, vs. Arkansas (4/5)  
**Runs:** 2, six times  
**Hits:** 3, two times  
**Doubles:** 2, UC (3/2)  
**HR:** 1, three times  
**RBI:** 3, two times

# PITCHER PROFILES

## 14 • ELLIOTT ANDERSON LHP

6-3 • 212 • JR • Cartersville, Ga. • Cartersville

- Leads the team and ranks T-11th in the conference with 19 appearances, including 18 in relief

### CAREER STATISTICS

YEAR	ERA	W-L	G/S	IP	H	R	ER	BB	K	BAA
2017	6.39	1-0	14/0	12.2	20	9	9	8	9	.370
2018	3.64	5-0	24/0	29.2	25	18	12	15	32	.229
2019	3.60	5-1	19/1	40.0	36	21	16	18	44	.237
TOTAL	4.04	11-1	57/1	82.1	81	48	37	41	85	.257

### CAREER HIGHS

Innings: 4.2, at Texas A&M (4/14/19)  
 Hits: 6, at Mississippi State (3/24/19)  
 Runs: 5, two times  
 Earned Runs: 4, three times  
 Strikeouts: 7, two times  
 Walks: 2, five times  
 Pitches: 74, vs. Ole Miss (4/19/19)

### SEASON HIGHS

Innings: 4.2, at TAMU (4/14)  
 Hits: 6, at MSU (3/24)  
 Runs: 5, two times  
 Earned Runs: 4, two times  
 Strikeouts: 7, vs. GS (2/15)  
 Walks: 2, four times  
 Pitches: 74, vs. Ole Miss (4/19)

## 32 • TANNER BURNS RHP

6-0 • 205 • SO • Decatur, Ala. • Decatur

- Ranks 4th in the SEC in strikeouts and has turned in a new career high in the category
- Has made 28 straight starts to begin his Auburn career
- Named to the Golden Spikes Award Midseason Watch List and a Midseason All-American by D1 Baseball and PG

### CAREER STATISTICS

YEAR	ERA	W-L	G/S	IP	H	R	ER	BB	K	BAA
2018	3.01	7-4	17/17	86.2	73	41	29	37	77	.225
2019	2.66	4-3	11/11	64.1	47	23	19	20	87	.201
TOTAL	2.86	11-7	28/28	151.0	120	64	48	57	164	.215

### CAREER HIGHS

Innings: 9.0, vs. Cincinnati (3/1/19)  
 Hits: 7, three times  
 Runs: 5, two times  
 Earned Runs: 4, two times  
 Strikeouts: 15, vs. Cincinnati (3/1/19)  
 Walks: 4, three times  
 Pitches: 115, at South Carolina (3/29/19)

### SEASON HIGHS

Innings: 9.0, vs. UC (3/1)  
 Hits: 7, two times  
 Runs: 5, two times  
 Earned Runs: 4, at MSU (3/22)  
 Strikeouts: 15, vs. UC (3/1)  
 Walks: 4, at VU (4/25)  
 Pitches: 115, at SC (3/29)

## 43 • RICHARD FITTS RHP

6-23 • 185 • FR • Helena, Ala. • Helena

- Is 3-0 with a 2.82 ERA in 10 relief appearances
- Is 2-0 with a 0.00 ERA in his last three relief appearances, including 3.2 scoreless IP in the Capital City Classic

### CAREER STATISTICS

YEAR	ERA	W-L	G/S	IP	H	R	ER	BB	K	BAA
2019	5.34	3-3	13/3	32.0	41	19	19	10	21	.318

### SEASON HIGHS

Innings: 5.0, at South Carolina (3/31)  
 Hits: 6, at Vanderbilt (4/26)  
 Runs: 5, vs. Arkansas (4/6)  
 Earned Runs: 5, vs. Arkansas (4/6)  
 Strikeouts: 4, vs. Ole Miss (4/18)  
 Walks: 3, vs. Arkansas (4/6)  
 Pitches: 77, at Vanderbilt (4/26)

## 18 • BROOKS FULLER LHP

6-12 • 215 • FR • Auburn, Ala. • Auburn

- Has made five straight SEC starts and leads the team with a 3.54 ERA in conference play
- Named the 2018 ASWA Pitcher and Player of the Year

### CAREER STATISTICS

YEAR	ERA	W-L	G/S	IP	H	R	ER	BB	K	BAA
2019	3.13	2-2	13/6	37.1	30	21	13	29	29	.224

### SEASON HIGHS

Innings: 6.0, at Texas A&M (4/13)  
 Hits: 5, vs. Ole Miss (4/20)  
 Runs: 4, at Vanderbilt (4/27)  
 Earned Runs: 3, vs. Ole Miss (4/20)  
 Strikeouts: 6, vs. Ole Miss (4/20)  
 Walks: 4, two times  
 Pitches: 93, at Texas A&M (4/13)

## 23 • PEYTON GLAVINE LHP

5-11 • 176 • SO • Alpharetta, Ga. • Blessed Trinity

- Made his first appearance in a month and earned the win in 1.2 scoreless innings of relief at JSU (4/23)
- Didn't allow a run and struck out seven batters in his first five appearances and 4.0 IP this season

### CAREER STATISTICS

YEAR	ERA	W-L	G/S	IP	H	R	ER	BB	K	BAA
2018	27.00	0-0	5/0	3.0	10	9	9	2	5	.526
2019	2.45	1-0	8/0	7.1	8	2	2	7	11	.267
TOTAL	9.58	1-0	13/0	10.1	18	11	11	9	16	.367

### CAREER HIGHS

Innings: 1.2, two times  
 Hits: 5, vs. Northeastern (3/10/18)  
 Runs: 6, vs. Northeastern (3/10/18)  
 Earned Runs: 6, vs. Northeastern (3/10/18)  
 Strikeouts: 3, vs. Longwood (2/17/18)  
 Walks: 2, two times  
 Pitches: 35, vs. AAMU (2/20/19)

### SEASON HIGHS

Innings: 1.2, two times  
 Hits: 3, two times  
 Runs: 1, two times  
 Earned Runs: 1, two times  
 Strikeouts: 2, five times  
 Walks: 2, two times  
 Pitches: 35, vs. AAMU (2/20)

## 36 • KYLE GRAY LHP

5-10 • 205 • R-JR • Austin, Texas • Blinn

- Earned his first win in an Auburn uniform after throwing the final 1.2 scoreless innings in the series finale vs. Tennessee (3/17)

### CAREER STATISTICS

YEAR	ERA	W-L	G/S	IP	H	R	ER	BB	K	BAA
2017*	7.85	0-0	11/--	18.1	27	16	16	9	25	--
2018*	2.73	7-1	12/--	66.0	56	25	20	19	91	--
2019	7.43	1-3	11/2	13.1	14	13	11	13	9	.269

### CAREER HIGHS

Innings: 7.0, four times\*  
 Hits: 9, at Alvin (4/20/18)\*  
 Runs: 6, two times\*  
 Earned Runs: 6, two times\*  
 Strikeouts: 12, vs. Laredo (3/24/18)\*  
 Walks: 4, vs. Temple (2/16/18)\*  
 Pitches: --  
 \*JUCO

### SEASON HIGHS

Innings: 3.0, vs. GS (2/17)  
 Hits: 3, at UCF (2/23)  
 Runs: 4, at UCF (2/23)  
 Earned Runs: 4, at UCF (2/23)  
 Strikeouts: 3, vs. GS (2/17)  
 Walks: 3, vs. Arkansas (4/6)  
 Pitches: 69, vs. GS (2/17)

## 20 • CODY GREENHILL RHP

6-4 • 216 • SO • Russellville, Ala. • Russellville

- Leads the team and ranks T-3rd in the SEC in saves
- Leads the league with seven saves in SEC play
- Five of his nine saves have come on the road, including four on the road in SEC play
- Named to the NCBWA Stopper of the Year watch list

### CAREER STATISTICS

YEAR	ERA	W-L	G/S	IP	H	R	ER	BB	K	BAA
2018	2.30	6-3	21/0	58.2	53	17	15	19	55	.242
2019	3.57	1-1	18/0	35.1	32	15	14	7	28	.237
TOTAL	2.78	7-4	39/0	94.0	85	32	29	26	83	.240

### CAREER HIGHS

Innings: 5.0, at Florida (4/27/18)  
 Hits: 7, at Mississippi State (3/24/19)  
 Runs: 5, at Mississippi State (3/24/19)  
 Earned Runs: 5, at Mississippi State (3/24/19)  
 Strikeouts: 5, two times  
 Walks: 3, vs. Georgia State (2/20/18)  
 Pitches: 86, at N.C. State (6/3/18)

### SEASON HIGHS

Innings: 3.0, vs. Arkansas (4/5)  
 Hits: 7, at MSU (3/24)  
 Runs: 5, at MSU (3/24)  
 Earned Runs: 5, at MSU (3/24)  
 Strikeouts: 4, three times  
 Walks: 2, two times  
 Pitches: 54, vs. Arkansas (4/5)

## 8 • BAILEY HORN LHP

6-2 • 212 • R-SO • West, Texas • McLennan

- Struck out the side in the ninth inning at JSU (4/23)
- Earned his first win in an Auburn uniform after throwing 3.0 scoreless and hitless innings at UAB (3/19)
- Rated a top-75 junior college prospect by Perfect Game

### CAREER STATISTICS

YEAR	ERA	W-L	G/S	IP	H	R	ER	BB	K	BAA
2017*	3.86	7-0	15/--	77.0	68	44	33	34	77	--
2019	9.22	1-0	10/2	13.2	19	15	14	7	11	.322

### CAREER HIGHS

Innings: 7.1, vs. Grayson (3/8/17)\*  
 Hits: 7, two times\*  
 Runs: 6, vs. San Jac-North (5/30/17)\*  
 Earned Runs: 6, vs. San Jac (5/30/17)\*  
 Strikeouts: 8, at North Central Texas (4/19/17)\*  
 Walks: 4, three times\*  
 Pitches: --  
 \*JUCO

### SEASON HIGHS

Innings: 3.0, two times  
 Hits: 5, at UCF (2/24)  
 Runs: 4, two times  
 Earned Runs: 4, at UCF (2/24)  
 Strikeouts: 3, at JSU (4/23)  
 Walks: 2, at MSU (3/24)  
 Pitches: 52, vs. GS (2/17)

## 33 • WILL MORRISON RHP

6-2 • 180 • FR • Cullman, Ala. • Cullman

- Didn't allow a run in 3.0 IP at Vandy
- Has turned in a 2.45 ERA in five appearances during conference play
- Named the 2018 6A Pitcher of the Year by AL.com
- Two-time Collegiate Baseball First Team High School All-American

### CAREER STATISTICS

YEAR	ERA	W-L	G/S	IP	H	R	ER	BB	K	BAA
2019	4.95	0-0	15/0	20.0	20	11	11	6	12	.278

### SEASON HIGHS

Innings: 3.0, two times  
 Hits: 4, vs. Arkansas (4/6)  
 Runs: 3, at CT (4/16)  
 Earned Runs: 3, at GT (4/16)  
 Strikeouts: 5, vs. AAMU (2/19)  
 Walks: 1, six times  
 Pitches: 50, vs. Arkansas (4/6)

## 44 • JACK OWEN LHP

6-2 • 174 • SO • Aliso Viejo, Calif. • JSerra Catholic

- Turned in 2.1 scoreless, hitless innings in his first outing in more than a month vs. Ole Miss (4/20)
- Pitched 2.1 innings and allowed a run at Vandy (4/27)
- Didn't allow an earned run in a record 28.2 IP dating back to last season before giving up a solo HR vs. UT (3/16)

### CAREER STATISTICS

YEAR	ERA	W-L	G/S	IP	H	R	ER	BB	K	BAA
2018	5.97	2-2	14/7	34.2	43	24	23	16	35	.312
2019	0.53	3-0	7/3	33.2	19	3	2	4	37	.164
TOTAL	3.29	5-2	21/10	68.1	62	27	25	20	72	.244

### CAREER HIGHS

Innings: 9.0, vs. UTSA (3/9/19)  
 Hits: 9, at Georgia Tech (3/20/18)  
 Runs: 6, at Georgia Tech (3/20/18)  
 Earned Runs: 6, at Georgia Tech (3/20/18)  
 Strikeouts: 10, vs. Cincinnati (3/2/19)  
 Walks: 2, five times  
 Pitches: 98, vs. UTSA (3/9/19)

### SEASON HIGHS

Innings: 9.0, vs. UTSA (3/9)  
 Hits: 4, two times  
 Runs: 1, three times  
 Earned Runs: 1, two times  
 Strikeouts: 10, vs. UC (3/2)  
 Walks: 2, vs. GS (2/17)  
 Pitches: 98, vs. UTSA (3/9)

## 31 • BLAKE SCHILLECI LHP

5-10 • 198 • SR • Birmingham, Ala. • Wallace-Hanceville

- Matched a career high with 3.2 scoreless IP and struck out three batters at Vandy (4/26)
- Didn't allow a run in 5.0 IP last week
- Has a 1.69 ERA in three SEC appearances

### CAREER STATISTICS

YEAR	ERA	W-L	G/S	IP	H	R	ER	BB	K	BAA
2018	9.53	0-0	6/0	5.2	8	6	6	3	3	.333
2019	5.25	0-1	7/0	12.0	14	7	7	6	14	.298
TOTAL	6.62	0-1	13/0	17.2	22	13	13	9	17	.310

### CAREER HIGHS

Innings: 3.2, two times  
 Hits: 4, at Vanderbilt (4/26)  
 Runs: 4, vs. Georgia Tech (4/2/19)  
 Earned Runs: 4, vs. Georgia Tech (4/2/19)  
 Strikeouts: 4, vs. Georgia Tech (4/2/19)  
 Walks: 3, vs. Georgia Tech (4/2/19)  
 Pitches: 64, vs. Georgia Tech (4/2/19)

### SEASON HIGHS

Innings: 3.2, two times  
 Hits: 4, at VU (4/26)  
 Runs: 4, vs. GT (4/2)  
 Earned Runs: 4, vs. GT (4/2)  
 Strikeouts: 4, vs. GT (4/2)  
 Walks: 3, vs. GT (4/2)  
 Pitches: 64, vs. GT (4/2)

## 29 • CARSON SKIPPER LHP

6-3 • 195 • FR • Trussville, Ala. • Hewitt-Trussville

- Ranks third on the team with 16 appearances
- Three-time ASWA 7A First Team All-State honoree
- 2018 AL.com All-Birmingham Player of the Year

### CAREER STATISTICS

YEAR	ERA	W-L	G/S	IP	H	R	ER	BB	K	BAA
2019	6.89	3-2	16/7	32.2	40	29	25	23	35	.294

### SEASON HIGHS

Innings: 4.2, vs. UTSA (3/9)  
 Hits: 5, three times  
 Runs: 5, two times  
 Earned Runs: 5, vs. Arkansas (4/5)  
 Strikeouts: 8, vs. AAMU (2/19)  
 Walks: 4, at GT (4/16)  
 Pitches: 78, vs. Arkansas (4/5)

**40 • GARRETT WADE** LHP

6-2 • 205 • FR • Hartselle, Ala. • Hartselle

- Made a pair of appearances at Vandy and has turned in a 4.05 ERA in six relief efforts this season
- Named a 2017 Under Armour All-American and the 2018 Alabama Gatorade Player of the Year
- Drafted in the 38th rd of the 2018 MLB Draft by Tampa Bay

**CAREER STATISTICS**

YEAR	ERA	W-L	G/S	IP	H	R	ER	BB	K	BAA
2019	5.28	3-0	13/7	30.2	33	23	18	25	37	.277

**SEASON HIGHS**

**Innings:** 5.0, two times  
**Hits:** 6, vs. JSU (4/9)  
**Runs:** 5, vs. JSU (4/9)  
**Earned Runs:** 5, vs. JSU (4/9)  
**Strikeouts:** 8, two times  
**Walks:** 5, vs. UA (3/26)  
**Pitches:** 91, at USA (3/12)

**37 • RYAN WATSON** RHP

6-5 • 215 • JR • Auburn, Ala. • Auburn

- Made his first start of the season at JSU (4/23) and turned in a scoreless inning at Vandy (4/27)
- Has struck out 21 batters in his last 14.1 IP
- Didn't allow a run in a career-best 6.1 innings (3/30-4/9)

**CAREER STATISTICS**

YEAR	ERA	W-L	G/S	IP	H	R	ER	BB	K	BAA
2017	5.17	1-1	22/2	31.1	39	21	18	11	22	.298
2018	4.76	0-0	7/2	11.1	13	6	6	5	9	.310
2019	4.91	0-1	15/1	25.2	30	14	14	11	26	.306
TOTAL	5.00	1-2	44/5	68.1	82	41	38	27	57	.303

**CAREER HIGHS**

**Innings:** 3.1, four times  
**Hits:** 5, two times  
**Runs:** 5, at Mississippi State (3/23/19)  
**Earned Runs:** 5, at Mississippi State (3/23/19)  
**Strikeouts:** 5, at Jacksonville State (4/23/19)  
**Walks:** 3, two times  
**Pitches:** 60, vs. Memphis (3/14/18)

**SEASON HIGHS**

**Innings:** 3.1, two times  
**Hits:** 4, three times  
**Runs:** 5, at MSU (3/23)  
**Earned Runs:** 5, at MSU (3/23)  
**Strikeouts:** 5, at JSU (4/23)  
**Walks:** 3, at GT (4/16)  
**Pitches:** 54, at JSU (4/23)

**BIG INNINGS**

Innings with four or more runs

**AUBURN - 17**

Date	Opponent	Inn.	Batters	R	H	E	Score
2/15	Georgia Southern	1	10	5	4	1	5-1
2/16	Georgia Southern	3	8	4	4	1	4-0
2/19	Alabama A&M	3	9	4	2	2	5-1
2/24	at UCF	4	7	4	4	0	9-6
3/2	Cincinnati (G2)	1	8	4	2	1	4-2
3/5	UT Martin	3	9	4	6	0	5-6
3/8	UTSA	3	8	4	3	1	4-0
3/9	UTSA (G2)	1	8	5	5	0	5-0
3/16	Tennessee	5	9	4	3	0	5-1
3/19	at UAB	5	13	8	5	1	8-4
3/24	at Mississippi State	3	9	4	6	0	4-2
3/24	at Mississippi State	4	11	7	6	2	11-5
3/31	at South Carolina	2	9	6	3	0	6-1
4/13	at Texas A&M	9	9	4	4	0	7-0
4/23	at Jax State	7	10	6	6	0	11-2
4/25	at Vanderbilt	5	9	4	5	0	4-7
4/27	at Vanderbilt	8	8	4	4	0	5-8

Record with a big inning: 12-4

Record without a big inning: 15-13

**OPPONENT - 15**

Date	Opponent	Inn.	Batters	R	H	E	Score
2/24	at UCF	2	8	4	5	1	3-5
3/19	at UAB	2	8	4	2	1	0-4
3/22	at Mississippi State	1	9	4	3	0	0-4
3/23	at Mississippi State	1	10	5	4	2	0-5
3/23	at Mississippi State	8	11	7	6	0	2-15
3/24	at Mississippi State	5	7	4	3	0	11-10
3/24	at Mississippi State	8	8	5	4	0	15-20
4/2	GEORGIA TECH	4	9	4	2	0	5-3
4/2	GEORGIA TECH	8	9	4	2	0	9-3
4/9	JACKSONVILLE STATE	4	9	6	6	0	6-6
4/9	JACKSONVILLE STATE	7	10	5	2	0	6-11
4/14	at Texas A&M	4	7	4	4	0	1-4
4/25	at Vanderbilt	3	8	4	3	2	0-7
4/25	at Vanderbilt	6	9	4	3	0	5-11
4/26	at Vanderbilt	1	8	4	4	0	0-4

Record when allowing a big inning: 3-7

Record when not allowing a big inning: 24-10

**AUBURN IN THE NATIONAL AND SEC RANKINGS**

(As of May 1)

TEAM	TOTAL	NCAA	SEC
Shutouts	7	3	2
<b>9 RYAN BLISS</b> Sacrifice Flies	5	41	4
<b>32 TANNER BURNS</b> Strikeouts	87	21	4
K/9.0 IP	12.17	26	5
Starts	11	28	3
<b>20 CODY GREENHILL</b> Saves	9	23	3

**GAMEDAY EXPERIENCE: SAMFORD STADIUM-HITCHCOCK FIELD AT PLAINSMAN PARK**

» Auburn's baseball home for the past 68 seasons, Samford Stadium-Hitchcock Field at Plainsman Park seats 4,096, including 3,227 chairback seats. Auburn's baseball field has been called a renaissance of Camden Yard proportions and received a new 24x64 foot video board, sound system and lighting prior to 2017.





# PITCHING CAREERS

## ELLIOTT ANDERSON'S CAREER APPEARANCES

\*- Starter

### 2017 - FRESHMAN YEAR

Date	Opp (Res.)	DEC	QS	IP	H	R	ER	BBSO	HR	ERA	NP
2/17	GEORGE WASHINGTON (W, 9-0)	-	-	1.0	0	0	0	0	1	0.00	9
2/22	FLORIDA A&M (W, 12-8)	-	-	0.0	2	3	3	2	0	27.00	14
3/3	LIPSCOMB (W, 8-0)	-	-	0.1	1	0	0	1	1	20.25	20
3/7	SOUTH ALABAMA (L, 3-14)	-	-	0.2	3	4	4	2	1	31.50	22
3/10	PRESBYTERIAN (L, 8-11)	-	-	0.2	0	0	0	0	0	23.62	2
3/15	JACKSONVILLE STATE (W, 10-1)	-	-	2.0	3	0	0	1	1	13.50	25
4/25	TROY (L, 2-5)	-	-	1.2	2	0	0	2	0	9.95	22
4/29	at #7 Mississippi State (W, 5-3)	W	-	2.1	4	1	1	0	1	8.31	36
5/7	ALABAMA (L, 9-11)	-	-	0.2	0	0	1	0	0	7.71	11
5/9	at UAB (L, 2-8)	-	-	1.1	2	1	1	1	1	7.59	31
5/12	at #10 LSU (L, 3-5)	-	-	0.1	1	0	0	0	0	7.36	3
5/20	OLE MISS (L, 4-8)	-	-	1.1	1	0	0	1	0	6.57	19
5/24	vs. #4 Florida (L, 4-5)	-	-	0.0	0	0	0	1	0	6.57	5
6/5	at #16 Florida State (L, 0-6)	-	-	0.1	1	0	0	0	0	6.39	8

### 2018 - SOPHOMORE YEAR

Date	Opp (Res.)	DEC	QS	IP	H	R	ER	BBSO	HR	ERA	NP
2/18	LONGWOOD (W, 3-0)	-	-	2.0	1	0	0	1	2	0.00	31
2/21	TROY (W, 6-5)	-	-	0.1	3	3	0	1	0	0.00	21
2/24	BRYANT (W, 13-4)	W	-	2.1	0	0	0	0	0	0.00	34
2/27	at #15 South Alabama (W, 7-6)	W	-	1.0	1	2	2	1	2	3.18	19
3/2	BYU (W, 4-3)	-	-	0.0	1	0	0	0	0	3.18	2
3/6	at UAB (W, 11-8)	-	-	1.0	2	2	0	1	0	2.70	21
3/13	GEORGIA TECH (W, 12-7)	W	-	3.1	2	3	3	1	3	4.50	45
3/17	#6 TEXAS A&M (W, 11-5)	-	-	1.0	2	1	1	1	1	4.91	26
3/20	at Georgia Tech (L, 6-4)	-	-	2.0	2	0	0	2	4	4.15	45
3/23	at #8 Kentucky (L, 5-4)	-	-	0.0	0	0	0	0	0	4.15	1
3/25	at #8 Kentucky (L, 13-3)	-	-	0.0	1	2	2	1	0	5.54	13
3/27	vs. Alabama (W, 5-2)	-	-	0.0	0	0	0	1	0	5.54	5
4/3	ALABAMA A&M (W, 19-5)	W	-	1.2	0	0	0	1	1	4.91	18
4/10	at Samford (L, 12-3)	-	-	1.2	0	1	0	1	1	4.41	28
4/14	MISSISSIPPI STATE (L, 7-2)	-	-	1.0	0	0	0	1	1	4.15	20
4/17	UAB (W, 12-2)	W	-	4.0	0	0	0	1	7	3.37	48
4/24	SAMFORD (W, 7-2)	-	-	3.2	3	0	0	1	4	2.88	51
4/26	at #1 Florida (L, 3-1)	-	-	0.2	1	0	0	1	1	2.81	16
5/5	#17 VANDERBILT (W, 11-5)	-	-	0.2	2	1	1	1	0	3.08	10
5/10	at #5 Ole Miss (L, 5-4)	-	-	0.2	1	0	0	0	0	3.00	10
5/11	at #5 Ole Miss (L, 8-3)	-	-	1.0	1	1	1	0	1	3.21	15
5/15	at Troy (L, 9-5)	-	-	0.1	2	2	2	0	1	3.81	9
5/25	vs. #4 Ole Miss (L, 7-0)	-	-	0.1	0	0	0	1	0	3.77	4
6/2	vs. Army (W, 12-1)	-	-	1.0	1	0	0	0	2	3.64	18

### 2019 - JUNIOR YEAR

Date	Opp (Res.)	DEC	QS	IP	H	R	ER	BBSO	HR	ERA	NP	
2/15	GEORGIA SOUTHERN (W, 11-2)	W	-	4.0	2	0	0	0	7	0.00	45	
2/19	ALABAMA A&M (W, 10-1)	-	-	2.0	1	0	0	0	2	0.00	29	
2/22	at UCF (W, 4-1)	-	-	2.0	3	0	0	2	2	0.00	42	
2/24	at UCF (W, 13-9)	-	-	1.0	0	0	0	0	0	0.00	9	
3/3	CINCINNATI (W, 9-5)	W	-	4.1	3	1	1	1	6	1	0.68	69
3/8	UTSA (W, 6-0)	-	-	2.0	0	0	0	0	0	0.59	19	
3/12	at South Alabama (W, 6-2)	-	-	2.0	3	0	0	0	6	0.52	38	
3/15	#21 TENNESSEE (W, 2-0)	W	-	0.1	0	0	0	1	0	0.51	6	
3/16	#21 TENNESSEE (W, 5-2)	-	-	1.1	2	0	0	1	1	0.47	27	
3/22	at #4 Mississippi State (W, 6-5)	W	-	0.2	0	0	0	1	0	0.46	12	
3/24	*at #4 Mississippi State (L, 15-20)	-	-	2.2	6	5	4	1	2	2.01	55	
3/29	at South Carolina (W, 4-2)	-	-	1.1	0	0	0	1	0	1.90	15	
3/30	at South Carolina (L, 0-4)	-	-	0.2	0	2	0	3	0	1.85	24	
4/5	#9 ARKANSAS (W, 6-3)	W	-	1.1	0	0	0	0	0	1.75	14	
4/5	#9 ARKANSAS (L, 6-9)	-	-	2.0	3	1	1	3	0	1.95	32	
4/9	JACKSONVILLE STATE (L, 6-11)	L	-	0.2	2	4	4	2	1	3.18	28	
4/14	at #12 Texas A&M (L, 1-4)	-	-	4.2	2	1	1	1	5	1	3.00	72
4/19	#17 OLE MISS (L, 3-5)	-	-	4.0	4	2	2	2	5	1	3.16	74
4/25	at #4 Vanderbilt (L, 6-12)	-	-	3.0	5	5	3	2	3	0	3.60	73

## TANNER BURNS' CAREER APPEARANCES

\*- Starter

### 2018 - FRESHMAN YEAR

Date	Opp (Res.)	DEC	QS	IP	H	R	ER	BBSO	HR	ERA	NP	
2/18	*LONGWOOD (W, 3-0)	W	-	5.0	4	0	0	0	6	0.00	64	
2/24	*BRYANT (W, 3-1)	-	-	7.0	2	1	1	2	8	0.75	96	
3/3	*BYU (W, 9-5)	W	-	5.0	4	1	1	2	4	1	1.06	79
3/10	*NORTHEASTERN (L, 2-1)	L	-	4.1	5	2	2	4	5	0	1.69	84
3/18	*#6 TEXAS A&M (L, 5-1)	L	-	5.0	5	3	2	3	4	1	2.05	84
3/25	*at #8 Kentucky (L, 13-3)	L	-	2.0	4	4	3	3	2	1	2.86	50
4/1	*#24 MISSOURI (L, 5-0)	L	-	5.0	1	4	0	3	6	1	2.43	94
4/8	*at #5 Arkansas (L, 5-4)	-	-	6.0	4	2	1	2	7	0	2.29	94
4/15	*MISSISSIPPI STATE (W, 7-5)	-	-	4.2	5	3	3	1	4	1	2.66	71
4/21	*at Alabama (W, 5-0)	W	X	7.0	4	0	0	1	7	0	2.29	99
4/27	*at #1 Florida (W, 11-5)	-	-	4.0	3	3	2	6	2	2.62	85	
5/5	*#17 VANDERBILT (W, 11-5)	W	-	5.0	5	4	4	2	5	1	3.00	79
5/12	*at #5 Ole Miss (L, 10-3)	-	-	1.2	3	3	3	3	1	0	3.36	40
5/17	*LSU (W, 11-4)	W	X	6.0	6	4	2	2	4	1	3.33	97
5/23	*vs. #4 Ole Miss (W, 9-3)	W	X	7.0	6	3	1	2	3	0	3.13	105

6/1	*vs. Northeastern (W, 13-4)	W	X	6.0	7	3	2	1	2	1	3.12	96
6/10	*vs. #1 Florida (W, 3-2)	-	-	6.0	5	1	1	4	3	0	3.01	97

### 2019 - SOPHOMORE YEAR

Date	Opp (Res.)	DEC	QS	IP	H	R	ER	BBSO	HR	ERA	NP	
2/16	*GEORGIA SOUTHERN (L, 5-7)	-	-	5.0	3	1	1	1	7	0	1.80	74
2/22	*at UCF (W, 4-1)	W	-	5.2	2	1	1	2	7	0	1.69	96
3/1	*CINCINNATI (W, 5-0)	W	X	9.0	2	0	0	0	15	0	0.92	104
3/8	*UTSA (W, 6-0)	W	X	7.0	4	0	0	1	10	0	0.68	99
3/15	*#21 TENNESSEE (W, 2-0)	-	-	6.2	4	0	0	1	9	0	0.54	111
3/22	*at #4 Mississippi State (W, 6-5)	-	-	5.0	5	5	4	3	4	0	1.41	100
3/29	*at South Carolina (W, 4-2)	W	X	6.2	4	2	1	2	7	1	1.40	115
4/5	*#9 ARKANSAS (W, 6-3)	-	-	6.0	7	3	3	2	10	1	1.76	106
4/12	*at #12 Texas A&M (L, 0-4)	L	X	6.0	5	3	3	1	7	0	2.05	95
4/19	*#17 OLE MISS (L, 3-5)	L	-	5.0	7	3	3	3	7	1	2.32	99
4/25	*at #4 Vanderbilt (L, 6-12)	L	-	2.1	4	5	3	4	4	1	2.66	56

## DAVIS DANIEL'S CAREER APPEARANCES

\*- Starter

### 2017 - FRESHMAN YEAR

Date	Opp (Res.)	DEC	QS	IP	H	R	ER	BB	SO	HR	ERA	NP
2/19	*GEORGE WASHINGTON (W, 4-3)	-	-	4.1	7	2	2	0	3	0	4.15	75
2/26	*HOLY CROSS (W, 13-4)	-	-	4.1	5	2	2	0	6	1	4.15	72
3/5	*LIPSCOMB (L, 7-8)	-	-	1.1	5	5	5	2	1	0	8.10	45
3/8	*KENNESAW STATE (W, 6-4)	-	-	2.0	1	0	0	0	1	0	6.75	19
3/12	*PRESBYTERIAN (W, 8-0)	W	X	6.0	3	0	0	2	8	0	4.50	92
3/19	*#5 FLORIDA (W, 6-5)	-	-	2.1	3	4	4	1	0	0	5.75	45
3/26	*at Georgia (W, 4-1)	W	X	6.0	4	0	0	1	6	0	4.44	-
4/1	*#6 SOUTH CAROLINA (L, 0-7)	L	-	5.1	4	4	4	2	4	0	4.83	93
4/9	*at Texas A&M (L, 1-3)	L	-	5.1	9	3	3	1	5	0	4.86	90
4/15	*at Tennessee (W, 8-1)	W	X	8.0	3	0	0	3	5	0	4.00	101
4/22	*#16 ARKANSAS (L, 3-7)	-	-	5.0	5	3	3	2	3	1	4.14	92
4/29	*at #7 Mississippi State (W, 17-8)	-	-	4.1	6	7	7	2	1	3	4.97	81

3/9	UTSA (W, 8-3)	-	-	1.0	0	0	0	1	0	0	0.96	17
3/16	#21 TENNESSEE (W, 5-2)	W	-	3.2	2	1	1	2	3	0	1.38	63
3/23	at #4 Mississippi State (L, 2-15)	-	-	3.2	4	1	1	3	3	0	1.62	67
3/30	*at South Carolina (L, 0-4)	L	-	5.0	3	2	2	4	4	1	2.08	88
4/5	*#9 ARKANSAS (L, 6-9)	-	-	3.1	3	3	2	4	4	0	2.52	76
4/9	JACKSONVILLE STATE (L, 6-11)	-	-	0.0	0	1	1	2	0	0	2.88	15
4/13	*at #12 Texas A&M (W, 7-0)	W	X	6.0	4	0	0	3	4	0	2.32	93
4/20	*#17 OLE MISS (W, 6-5)	-	-	4.2	5	3	3	2	6	2	2.78	79
4/26	*at #4 Vanderbilt (L, 5-9)	L	-	1.2	4	4	2	2	1	1	3.13	37

**PEYTON GLAVINE'S CAREER APPEARANCES**

2018 - FRESHMAN YEAR

Date	Opp (Res.)	DEC	QS	IP	H	R	ER	BB	SO	HR	ERA	NP
2/17	LONGWOOD (W, 25-1)	-	-	1.0	0	0	0	0	3	0	0.00	15
2/23	BRYANT (W, 15-7)	-	-	1.0	0	0	0	1	1	0	0.00	26
3/3	BYU (W, 9-5)	-	-	0.2	4	3	3	0	0	0	10.12	18
3/10	NORTHEASTERN (W, 14-8)	-	-	0.0	5	6	6	1	0	0	30.38	19
3/25	at #8 Kentucky (L, 13-3)	-	-	0.1	1	0	0	0	1	0	27.00	9

2019 - SOPHOMORE YEAR

Date	Opp (Res.)	DEC	QS	IP	H	R	ER	BB	SO	HR	ERA	NP
2/16	GEORGIA SOUTHERN (L, 5-7)	-	-	0.2	0	0	0	0	1	0	0.00	11
2/20	ALABAMA A&M (W, 10-2)	-	-	1.0	3	0	0	2	2	0	0.00	35
3/9	UTSA (W, 8-3)	-	-	1.0	0	0	0	0	2	0	0.00	12
3/17	#21 TENNESSEE (W, 5-3)	-	-	0.1	0	0	0	1	0	0	0.00	8
3/19	at UAB (W, 13-5)	-	-	1.0	0	0	0	0	2	0	0.00	14
3/23	at #4 Mississippi State (L, 2-15)	-	-	1.2	3	1	1	1	2	0	1.59	34
4/23	at Jacksonville State (W, 14-2)	W	-	1.2	1	0	0	1	2	0	1.23	29
4/26	at #4 Vanderbilt (L, 2-5)	-	-	0.0	1	1	1	2	0	0	2.45	18

**KYLE GRAY'S CAREER APPEARANCES**

\*-Starter

2019 - REDSHIRT JUNIOR YEAR

Date	Opp (Res.)	DEC	QS	IP	H	R	ER	BB	SO	HR	ERA	NP
2/17	*GEORGIA SOUTHERN (W, 4-3)	-	-	3.0	2	2	0	2	3	0	0.00	69
2/23	*at UCF (L, 1-6)	L	-	1.1	3	4	4	2	1	0	8.31	36
3/6	UT MARTIN (W, 2-0)	-	-	1.0	1	0	0	0	1	0	6.75	16
3/12	at South Alabama (W, 6-2)	-	-	2.0	1	1	1	1	2	1	5.79	30
3/17	#21 TENNESSEE (W, 5-3)	W	-	1.2	1	0	0	2	0	0	5.00	29
3/22	at #4 Mississippi State (W, 6-5)	-	-	1.1	1	0	0	0	0	0	4.35	18
3/24	at #4 Mississippi State (L, 15-20)	-	-	0.2	1	1	1	0	1	1	4.91	14
3/26	vs. Alabama (L, 3-6)	L	-	0.0	1	1	1	0	0	0	5.73	2
4/2	GEORGIA TECH (L, 3-9)	L	-	0.1	1	2	2	0	0	0	7.15	16
4/6	#9 ARKANSAS (L, 0-8)	-	-	1.0	0	1	1	3	0	0	7.30	27
4/16	at #16 Georgia Tech (L, 6-11)	-	-	1.0	2	1	1	1	1	0	7.43	28

**CODY GREENHILL'S CAREER APPEARANCES**

2018 - FRESHMAN YEAR

Date	Opp (Res.)	DEC	QS	IP	H	R	ER	BB	SO	HR	ERA	NP
2/16	LONGWOOD (W, 6-0)	-	-	1.0	1	0	0	1	0	0	0.00	23
2/20	GEORGIA STATE (W, 3-2)	W	-	3.1	0	0	0	3	4	0	0.00	66
2/24	BRYANT (W, 13-4)	-	-	2.0	3	0	0	0	4	0	0.00	39
2/27	at #15 South Alabama (W, 7-6)	-	-	2.0	2	0	0	1	1	0	0.00	26
3/3	BYU (W, 9-5)	-	-	3.1	5	1	1	1	4	0	0.77	48
3/6	at UAB (W, 11-8)	-	-	2.0	0	0	0	0	3	0	0.66	20
3/10	NORTHEASTERN (L, 2-1)	-	-	4.2	1	0	0	1	4	0	0.49	59
4/3	ALABAMA A&M (W, 19-5)	-	-	1.0	1	0	0	0	1	0	0.47	15
4/8	at #5 Arkansas (L, 5-4)	L	-	1.2	1	1	1	2	1	0	0.86	33
4/15	MISSISSIPPI STATE (W, 7-5)	W	-	4.1	5	2	2	0	5	0	1.42	78
4/21	at Alabama (W, 5-0)	-	-	2.0	2	0	0	1	4	0	1.32	38
4/27	at #1 Florida (W, 11-5)	W	-	5.0	6	2	2	2	3	0	1.67	81
5/5	#17 VANDERBILT (W, 11-5)	-	-	3.1	1	0	0	2	3	0	1.51	44
5/12	at #5 Ole Miss (L, 10-3)	L	-	4.2	3	1	1	1	3	1	1.56	69
5/17	LSU (W, 11-4)	-	-	3.0	3	0	0	0	2	0	1.45	39
5/19	LSU (W, 14-5)	-	-	2.0	3	3	1	1	3	1	1.59	38
5/22	vs. Kentucky (W, 4-3[11])	W	-	3.0	3	0	0	0	2	0	1.49	36
5/25	vs. #4 Ole Miss (L, 7-0)	-	-	2.2	4	2	2	2	2	2	1.76	48
6/3	at #11 N.C. State (W, 15-7)	W	-	4.1	6	3	3	2	5	1	2.11	86
6/10	vs. #1 Florida (W, 3-2)	W	-	3.0	2	1	1	1	1	1	2.16	42
6/11	at #1 Florida (L, 3-2)	L	-	0.1	1	1	1	0	0	1	2.30	8

2019 - SOPHOMORE YEAR

Date	Opp (Res.)	DEC	QS	IP	H	R	ER	BB	SO	HR	ERA	NP
2/16	GEORGIA SOUTHERN (L, 5-7)	-	-	2.2	4	1	1	1	0	0	3.38	34
2/22	at UCF (W, 4-1)	-	-	1.1	0	0	0	0	1	0	2.25	18
3/2	CINCINNATI (W, 5-0)	-	-	2.0	0	0	0	1	1	0	1.29	27
3/5	UT MARTIN (W, 15-9)	-	-	2.0	1	1	1	0	0	0	2.00	15
3/9	UTSA (W, 8-3)	-	-	2.0	3	2	1	0	4	0	2.45	36
3/15	#21 TENNESSEE (W, 2-0)	-	-	2.0	0	0	0	0	4	0	2.08	26
3/17	#21 TENNESSEE (W, 5-3)	-	-	2.2	3	1	1	2	0	1	2.30	37
3/22	at #4 Mississippi State (W, 6-5)	-	-	2.0	1	0	0	0	2	0	2.04	23
3/24	at #4 Mississippi State (L, 15-20)	L	-	2.1	7	5	5	0	2	0	4.05	42
3/29	at South Carolina (W, 4-2)	-	-	1.0	0	0	0	0	1	0	3.86	20
3/31	at South Carolina (W, 7-5)	-	-	1.1	2	0	0	0	0	0	3.63	24
4/5	#9 ARKANSAS (W, 6-3)	-	-	1.0	0	0	0	0	2	0	3.47	14
4/5	#9 ARKANSAS (L, 6-9)	-	-	3.0	3	0	0	2	4	0	3.08	54
4/13	at #12 Texas A&M (W, 7-0)	-	-	2.1	0	0	0	1	2	0	2.83	31
4/18	#17 OLE MISS (W, 7-4)	-	-	2.0	0	0	0	0	3	0	2.64	31
4/20	#17 OLE MISS (W, 6-5)	W	-	3.0	3	2	2	0	0	1	2.94	25
4/27	at #4 Vanderbilt (L, 5-9)	-	-	1.2	5	3	3	0	2	0	3.57	32

**BAILEY HORN'S CAREER APPEARANCES**

2019 - REDSHIRT SOPHOMORE YEAR

Date	Opp (Res.)	DEC	QS	IP	H	R	ER	BB	SO	HR	ERA	NP
2/17	GEORGIA SOUTHERN (W, 4-3)	-	-	3.0	2	0	0	1	0	0	0.00	52
2/24	*at UCF (W, 13-9)	-	-	1.0	5	4	4	0	0	1	9.00	30
3/5	*UT MARTIN (W, 15-9)	-	-	0.1	3	3	3	1	1	0	14.54	18
3/19	at UAB (W, 13-5)	W	-	3.0	0	0	0	1	2	0	8.59	34
3/24	at #4 Mississippi State (L, 15-20)	-	-	1.2	4	4	3	2	1	0	10.00	35
3/31	at South Carolina (W, 7-50)	-	-	1.2	2	2	2	0	1	2	10.12	26
4/2	GEORGIA TECH (L, 3-9)	-	-	0.2	0	0	0	1	0	1	9.53	16
4/6	#9 ARKANSAS (L, 0-8)	-	-	0.0	0	0	0	1	0	0	9.53	5
4/16	at #16 Georgia Tech (L, 6-11)	-	-	1.1	2	2	2	1	2	0	9.95	35
4/23	at Jacksonville State (W, 14-2)	-	-	1.0	1	0	0	0	3	0	9.22	23

**WILL MORRISON'S CAREER APPEARANCES**

2019 - FRESHMAN YEAR

Date	Opp (Res.)	DEC	QS	IP	H	R	ER	BB	SO	HR	ERA	NP
2/16	GEORGIA SOUTHERN (L, 5-7)	-	-	0.1	2	2	2	0	0	0	54.00	8
2/19	ALABAMA A&M (W, 10-1)	-	-	2.0	1	0	0	1	5	0	7.71	40
2/24	at UCF (W, 13-9)	-	-	2.0	1	1	1	0	0	1	6.23	23
3/6	UT MARTIN (W, 2-0)	-	-	0.2	1	0	0	1	1	0	5.40	21
3/19	at UAB (W, 13-5)	-	-	2.0	2	1	1	0	1	0	5.14	22
3/24	at #4 Mississippi State (L, 15-20)	-	-	0.1	0	0	0	0	0	0	4.91	1
3/26	vs. Alabama (L, 3-6)	-	-	0.0	0	1	1	1	0	0	6.14	4
4/2	GEORGIA TECH (L, 3-9)	-	-	1.1	2	0	0	1	1	0	5.29	24
4/6	#9 ARKANSAS (L, 0-8)	-	-	3.0	4	2	2	1	1	0	5.40	50
4/9	JACKSONVILLE STATE (L, 6-11)	-	-	3.0	0	0	0	0	0	0	4.30	28
4/12	at #12 Texas A&M (L, 0-4)	-	-	1.0	0	0	0	0	1	0	4.02	9
4/16	at #16 Georgia Tech (L, 6-11)	-	-	0.2	2	3	3	0	0	0	5.51	12
4/23	at Jacksonville State (W, 14-2)	-	-	0.2	2	1	1	1	0	0	5.82	15
4/25	at #4 Vanderbilt (L, 6-12)	-	-	1.1	1	0	0	0	2	0	5.40	17
4/26	at #4 Vanderbilt (L, 2-5)	-	-	1.2	2	0	0	0	0	0	4.95	18

**JACK OWEN'S CAREER APPEARANCES**

\*-Starter

2018 - FRESHMAN YEAR

Date	Opp (Res.)	DEC	QS	IP	H	R	ER	BB	SO	HR	ERA	NP
2/17	LONGWOOD (W, 25-1)	-	-	1.0	1	1	1	2	1	0	9.00	29
3/3	BYU (W, 21-4)	-	-	3.0	2	0	0	0	1	0	2.25	33
3/13	GEORGIA TECH (W, 12-7)	-	-	3.0	2	0	0	1	5	0	1.29	45
3/20	*at Georgia Tech (L, 6-4)	L	-	3.1	9	6	6	2	3	1	6.10	56
3/27	*vs. Alabama (W, 5-2)	W	-	4.0	1	0	0	2	4	0	4.40	73
4/1	#24 MISSOURI (L, 5-0)	-	-	1.0	1	0	0	0	1	0	4.11	18
4/3	ALABAMA A&M (W, 19-5)	-	-	1.0	4	2	2	0	1	1	4.96	26
4/7	at #5 Arkansas (L, 13-2)	-	-	0.0	1	4	4	3	0	0	7.16	20
4/10	*at Samford (L 12-3)	L	-	1.0	5	4	4	0	0	1	8.83	23
4/24	*SAMFORD (W, 7-2)	W	-	5.1	6	2	2	0	5	0	7.54	77
5/8	*SOUTH ALABAMA (W, 10-4)	-	-	4.0	3	3	2	1	6	0	7.09	66

# 2018 AUBURN BASEBALL GAME NOTES

3/6	UT MARTIN (W, 2-0)	-	-	2.1	0	0	0	0	5	0	3.77	31
3/9	*UTSA (W, 8-3)	W	-	4.2	5	0	0	0	5	0	2.84	70
3/17	*#21 TENNESSEE (W, 5-3)	-	-	3.0	3	2	1	1	1	0	2.86	46
3/23	*at #4 Mississippi State (L, 2-15)	L	-	0.2	5	5	4	2	1	0	4.37	35
3/24	at #4 Mississippi State (L, 15-20)	-	-	0.1	2	3	3	1	0	1	5.48	9
3/30	*at South Carolina (W, 7-5)	-	-	1.0	4	3	3	2	1	0	6.38	43
4/5	#9 ARKANSAS (W, 6-3)	-	-	0.2	1	0	0	0	1	0	6.20	8
4/5	#9 ARKANSAS (L, 6-9)	L	-	3.0	3	5	5	3	3	2	7.16	78
4/9	JACKSONVILLE STATE (L, 6-11)	-	-	0.0	0	0	0	2	0	0	7.16	10
4/16	*at #16 Georgia Tech (L, 6-11)	-	-	2.1	1	1	1	4	3	0	6.82	53
4/23	at Jacksonville State (W, 14-2)	-	-	1.0	0	0	0	1	0	0	6.61	17
4/25	at #4 Vanderbilt (L, 6-12)	-	-	1.1	3	2	2	3	1	0	6.89	43

### GARRETT WADE'S CAREER APPEARANCES

#### 2019 - FRESHMAN YEAR

Date	Opp (Res.)	DEC	QS	IP	H	R	ER	BB	SO	HR	ERA	NP
2/16	GEORGIA SOUTHERN (L, 5-7)	-	-	0.0	0	0	0	0	1	0	0.00	4
2/20	ALABAMA A&M (W, 10-2)	W	-	4.0	3	0	0	1	4	0	0.00	61
3/6	*UT MARTIN (W, 2-0)	W	-	5.0	1	0	0	2	8	0	0.00	72
3/12	*at South Alabama (W, 6-3)	W	-	5.0	2	1	1	4	8	1	0.95	91
3/19	*at UAB (W, 13-5)	-	-	1.2	3	4	3	4	2	0	2.30	40
3/24	at #4 Mississippi State (L, 15-20)	-	-	0.0	1	2	2	1	0	0	3.45	8
3/26	*vs. Alabama (L, 3-6)	-	-	3.2	4	3	2	5	4	0	3.72	69
4/2	*GEORGIA TECH (L, 3-9)	-	-	3.0	5	3	3	3	3	0	4.43	60
4/5	#9 ARKANSAS (L, 6-9)	-	-	1.0	1	0	0	1	2	0	4.24	17
4/9	*JACKSONVILLE STATE (L, 6-11)	-	-	3.0	6	5	5	3	2	0	5.47	66
4/18	*#17 OLE MISS (W, 7-4)	-	-	2.2	5	4	1	1	2	0	5.28	63
4/26	at #4 Vanderbilt (L, 2-5)	-	-	0.1	0	0	0	0	0	0	5.22	1
4/27	at #4 Vanderbilt (L, 5-9)	-	-	1.1	2	1	1	0	1	0	5.28	19

\*- Starter

### RYAN WATSON'S CAREER APPEARANCES

#### 2017 - FRESHMAN YEAR

Date	Opp (Res.)	DEC	QS	IP	H	R	ER	BB	SO	HR	ERA	NP
2/18	GEORGE WASHINGTON (L, 5-9)	-	-	0.2	2	1	1	0	1	0	13.50	10
2/26	HOLY CROSS (W, 13-4)	-	-	1.0	0	0	0	0	2	0	5.40	15
3/3	LIPSCOMB (W, 8-0)	-	-	1.0	0	0	0	2	0	0	3.38	16
3/5	LIPSCOMB (L, 7-8)	-	-	1.1	1	0	0	1	2	0	2.25	29
3/10	PRESBYTERIAN (L, 8-11)	-	-	0.0	1	1	1	0	0	0	4.50	2
3/11	PRESBYTERIAN (W, 7-5)	W	-	1.1	2	2	0	2	1	0	3.38	37
3/14	UAB (W, 4-0)	-	-	2.0	0	0	0	2	0	2	2.45	23
3/17	#5 FLORIDA (W, 14-3)	-	-	2.2	2	1	1	0	2	0	2.70	28
3/21	at Georgia Tech (W, 7-4)	-	-	1.2	0	0	0	1	0	0	2.31	17
3/24	at Georgia (W, 2-1)	-	-	1.0	2	1	1	0	0	0	2.84	-
3/28	vs. Alabama (W, 4-3)	-	-	2.2	1	0	0	2	3	0	2.35	43
4/2	*#6 SOUTH CAROLINA (W, 6-5)	-	-	2.0	4	1	1	0	1	0	2.60	33
4/8	at Texas A&M (L, 3-6)	-	-	1.0	3	1	1	1	0	0	2.95	23
4/11	at Samford (W, 16-15)	-	-	1.0	1	0	0	1	1	0	2.79	21
4/15	at Tennessee (W, 8-1)	-	-	1.0	2	1	1	0	1	1	3.10	16
4/18	at Kennesaw State (W, 15-7)	-	-	1.0	2	2	2	1	1	0	3.80	20
4/23	*#16 ARKANSAS (W, 11-6)	-	-	3.0	5	2	2	0	0	0	4.07	43
5/7	ALABAMA (L, 9-11)	L	-	1.1	2	2	1	0	2	0	4.21	27
5/9	at UAB (L, 2-8)	-	-	0.2	4	3	3	0	0	0	5.13	16
5/20	OLE MISS (L, 4-8)	-	-	1.0	0	0	0	0	0	0	4.94	15
5/25	vs. #13 Arkansas (L, 0-12)	-	-	2.2	3	1	1	2	1	0	4.80	50
6/5	at #16 Florida State (L, 0-6)	-	-	1.1	3	2	2	0	0	0	5.17	23

#### 2018 - SOPHOMORE YEAR

Date	Opp (Res.)	DEC	QS	IP	H	R	ER	BB	SO	HR	ERA	NP
2/17	LONGWOOD (W, 25-1)	-	-	1.0	0	0	0	0	1	0	0.00	13
2/20	*GEORGIA STATE (W, 3-2)	-	-	3.1	5	2	2	0	2	0	4.70	47
3/6	at UAB (W, 11-8)	-	-	0.0	1	0	0	1	0	0	4.15	5
3/14	*MEMPHIS (W, 5-4)	-	-	3.1	4	3	3	3	2	0	5.87	60
3/20	at Georgia Tech (L, 6-4)	-	-	1.2	0	0	0	1	3	0	4.82	25
3/25	at #8 Kentucky (L, 13-3)	-	-	1.0	2	1	1	0	1	0	5.23	24
4/3	ALABAMA A&M (W, 19-5)	-	-	1.0	1	0	0	0	0	0	4.76	12

#### 2019 - JUNIOR YEAR

Date	Opp (Res.)	DEC	QS	IP	H	R	ER	BBSO	HR	ERA	NP	
2/16	GEORGIA SOUTHERN (L, 5-7)	L	-	3.1	2	2	2	0	2	1	5.40	44
2/20	ALABAMA A&M (W, 10-20)	-	-	1.0	0	0	0	0	1	0	4.15	12
2/23	at UCF (L, 1-6)	-	-	2.1	3	1	1	0	0	0	4.05	33
3/5	UT MARTIN (W, 15-9)	-	-	2.0	2	1	1	1	1	0	4.15	31
3/17	*#21 TENNESSEE (W, 5-3)	-	-	1.0	2	0	0	0	1	0	3.72	15
3/23	at #4 Mississippi State (L, 2-15)	-	-	1.0	4	5	5	2	0	0	7.59	30
3/26	vs. Alabama (L, 3-6)	-	-	0.2	2	1	1	1	0	0	7.94	21
3/30	at South Carolina (L, 0-4)	-	-	2.1	1	0	0	0	4	0	6.59	43
4/5	#9 ARKANSAS (L, 6-9)	-	-	2.2	1	0	0	0	4	0	5.51	43
4/9	JACKSONVILLE STATE (L, 6-11)	-	-	2.1	2	1	1	0	3	0	5.30	40
4/13	at #12 Texas A&M (W, 7-0)	-	-	0.2	1	0	0	1	0	0	5.12	10
4/14	at #12 Texas A&M (L, 1-4)	-	-	0.1	1	0	0	0	1	0	5.03	7
4/16	at #16 Georgia Tech (L, 6-11)	-	-	1.2	4	2	2	3	3	0	5.48	45
4/23	*at Jacksonville State (W, 14-2)	-	-	3.1	4	1	1	2	5	1	5.11	54
4/27	at #4 Vanderbilt (L, 5-9)	-	-	1.0	1	0	0	1	1	0	4.91	15

## PITCHER PROFILES START-BY-START

### 14 • ELLIOTT ANDERSON LHP

DATE	OPP.	W-L	IP	H	R	ER	BB	SO	NP
3/24	at MSU	0-0	2.2	6	5	4	1	2	55

### 7 • TANNER BURNS RHP

DATE	OPP.	W-L	IP	H	R	ER	BB	SO	NP
2/16	GSU	0-0	5.0	3	1	1	1	7	74
2/22	at UCF	1-0	5.2	2	1	1	2	7	96
3/1	CINCINNATI	2-0	9.0	2	0	0	0	15	104
3/8	UTSA	3-0	4.0	4	0	0	1	10	99
3/15	TENNESSEE	3-0	6.2	4	0	0	1	9	111
3/22	at MSU	3-0	5.0	5	5	4	3	4	100
3/29	at USC	4-0	6.2	4	2	1	2	7	115
4/5	ARKANSAS	4-0	6.0	7	3	3	2	10	106
4/12	at TAMU	4-1	6.0	5	3	3	1	7	95
4/19	OLE MISS	4-2	5.0	7	3	3	3	7	99
4/25	at VU	4-3	2.1	4	5	3	4	4	56

### 13 • DAVIS DANIEL RHP

DATE	OPP.	W-L	IP	H	R	ER	BB	SO	NP
2/15	GSU	0-0	2.0	4	2	1	0	4	47

### 43 • RICHARD FITTS RHP

DATE	OPP.	W-L	IP	H	R	ER	BB	SO	NP
4/6	ARKANSAS	0-1	4.1	5	5	5	3	2	74
4/14	at TAMU	0-2	3.0	5	3	3	0	2	56
4/26	at VU	0-3	2.1	6	4	4	1	3	77

### 18 • BROOKS FULLER LHP

DATE	OPP.	W-L	IP	H	R	ER	BB	SO	NP
2/20	AAMU	0-0	3.0	2	2	0	2	3	46
3/30	at USC	0-1	5.0	3	2	2	4	4	88
4/5	ARKANSAS	0-1	3.1	3	3	2	4	4	76
4/13	at TAMU	1-1	6.0	4	0	0	3	4	93
4/20	OLE MISS	1-1	4.2	5	3	3	2	6	79
4/27	at VU	1-2	1.2	4	4	2	2	1	37

### 36 • KYLE GRAY LHP

DATE	OPP.	W-L	IP	H	R	ER	BB	SO	NP
2/17	GSU	0-0	3.0	2	2	0	2	3	69
2/23	at UCF	0-1	1.1	3	4	4	2	1	36

### 8 • BAILEY HORN LHP

DATE	OPP.	W-L	IP	H	R	ER	BB	SO	NP
2/24	at UCF	0-0	1.0	5	4	4	0	0	30
3/5	UT MARTIN	0-0	0.1	3	3	3	1	1	18

### 44 • JACK OWEN LHP

DATE	OPP.	W-L	IP	H	R	ER	BB	SO	NP
3/2	CINCINNATI	1-0	7.0	3	0	0	0	10	88
3/9	UTSA	2-0	9.0	4	0	0	0	7	98
3/16	TENNESSEE	2-0	4.0	2	1	1	0	4	55

### 29 • CARSON SKIPPER LHP

DATE	OPP.	W-L	IP	H	R	ER	BB	SO	NP
2/19	AAMU	1-0	4.0	2	1	0	0	8	67
3/2	CINCINNATI	1-0	3.0	5	4	3	0	4	59
3/9	UTSA	2-0	4.2	5	0	0	0	5	70
3/17	TENNESSEE	2-0	3.0	3	2	1	1	1	46
3/23	at MSU	2-1	0.2	5	5	4	2	1	35
3/31	at USC	2-1	1.0	4	3	3	2	1	43
4/16	at GT	2-1	2.1	1	1	1	4	3	53

### 40 • GARRETT WADE LHP

DATE	OPP.	W-L	IP	H	R	ER	BB	SO	NP
3/6	UT MARTIN	1-0	5.0	1	0	0	2	8	72
3/12	at USA	2-0	5.0	2	1	1	4	8	91
3/19	at UAB	2-0	1.2	3	4	3	4	2	40
3/26	vs. Alabama	2-0	3.2	4	3	2	5	4	69
4/2	GEORGIA TECH	2-0	3.0	5	3	3	3	3	60
4/9	JSU	2-0	3.0	6	5	5	3	2	66
4/18	OLE MISS	2-0	2.2	5					

**SUPERLATIVES AND MISCELLANEOUS NOTES**

**STARTS BY POSITION**

**STARTING PITCHER**

Tanner Burns	11	7-4
Carson Skipper	7	5-2
Garrett Wade	7	4-3
Brooks Fuller	6	3-3
Richard Fitts	3	0-3
Jack Owen	3	3-0
Kyle Gray	2	1-1
Bailey Horn	2	2-0
Elliott Anderson	1	0-1
Davis Daniel	1	1-0
Ryan Watson	1	1-0

**CATCHER**

Matt Scheffler	38	23-15
Chase Hall	6	4-2

**FIRST BASE**

Rankin Woley	43	27-16
Brody Moore	1	0-1

**SECOND BASE**

Ryan Bliss	42	25-17
Everett Lau	2	2-0

**THIRD BASE**

Edouard Julien	43	26-17
Ed Johnson	1	1-0

**SHORTSTOP**

Will Holland	42	25-17
Ryan Bliss	2	2-0

**LEFT FIELD**

Judd Ward	42	25-17
Conor Davis	2	2-0

**CENTER FIELD**

Kason Howell	43	26-17
Judd Ward	1	1-0

**RIGHT FIELD**

Steven Williams	43	26-17
Devin Warner	1	1-0

**DESIGNATED HITTER**

Conor Davis	38	21-17
Everett Lau	6	6-0

**2019 AUBURN & OPPONENT HIGHS**

**TEAM BATTING AUBURN OPPONENT**

Runs in a game	15, two times	20, at MSU (3/24)
Runs in an inning	8, [5th] at UAB (3/19)	7, [8th] at MSU (3/23)
Most Hits in a game	21, at MSU (3/24)	21, at MSU (3/24)
Fewest Hits in a game	3, vs. UTM (3/6)	2, UC (3/1)
Hits in an inning	6, four times	6, two times
2B in a game	4, four times	8, at MSU (3/24)
3B in a game	2, vs. AAMU (2/19)	1, five times
HR in a game	3, three times	4, UCF (2/24)
SB in a game	6, vs. UT (3/17)	4, two times
LOB in a game	16, vs. ARK (4/5)	18, ARK (4/5)
K in a game	13, two times	20, ARK (4/5)
BB in a game	11, two times	13, ARK (4/5)

**TEAM PITCHING AUBURN OPPONENT**

K in a game	20, vs. ARK (4/5)	13, two times
BB in a game	13, vs. ARK (4/5)	11, two times
Pitchers used	7, two times	8, UA (3/26)
Total Quality Starts	9	10

**TEAM FIELDING AUBURN OPPONENT**

Errors in a game	3, two times	4, two times
DP turned in a game	3, at VU (4/26)	3, vs. UT (3/16)

**IND. BATTING AUBURN OPPONENT**

Hits in a game	4, Holland vs. UTM (3/5)	5, Harford [UTM] (3/5)
Runs in a game	3, six times	4, three times
2B in a game	2, two times	2, five times
3B in a game	1, six times	1, five times
HR in a game	2, two times	2, two times
RBI in a game	5, Lau vs. UTM (3/5)	5, three times
XBH in a game	2, six times	2, 11 times
SB in a game	2, eight times	2, three times
BB in a game	3, five times	3, six times
HBP in a game	2, four times	2, two times
K in a game	4, Holland vs. ARK (4/5)	4, five times
Hitting Streak	10 g, Bliss (2/17-3/5)	3 g, 26 times
Consec. G w/HR	Williams (2/24-3/1)	Five times

**IND. PITCHING AUBURN**

K by a starter	15, Burns vs. UC (3/1)	10, Rucker [VU] (4/26)
K by a reliever	8, Owen at UCF (2/23)	7, Magwood [JSU] (4/9)
BB by a starter	5, Wade va. UA (3/26)	5, Linginfelter [UT] (3/16)
BB by a reliever	3, nine times	5, two times
IP by a starter	9.0, two times	8.0, Doxakis [TAMU] (4/12)
IP by a reliever	5.0, Fitts at SC (3/31)	4.2, three times

**MISCELLANEOUS AUBURN**

Biggest comeback win	5, two times
Biggest blown lead loss	6, two times
Largest margin of victory	12, at JSU (4/23)
Largest margin of defeat	13, at MSU (3/23)
Longest game, Time	5:40, vs. ARK (4/5 - G2)
Longest game, Time (9 inn)	4:11, two times
Shortest game, Time (9 inn)	2:20, UTSA (3/9 - G1)
Longest game, Innings	15, vs. ARK (4/5 - G2)
Largest crowd, Home	4,096, vs. GS (2/16)
Largest crowd, Road	12,343, at MSU (3/23)
Largest crowd, Neutral	7,896 vs. UA at Riverwalk Stadium (3/26)

**STARTS BY ORDER**

**LEADOFF**

Judd Ward	26	14-12
Will Holland	18	13-5

**2ND SPOT**

Steven Williams	16	12-4
Kason Howell	14	5-9
Will Holland	9	8-1
Ryan Bliss	4	1-3
Rankin Woley	1	1-0

**3RD SPOT**

Edouard Julien	25	14-11
Rankin Woley	14	8-6
Steven Williams	5	5-0

**CLEANUP**

Rankin Woley	16	12-4
Edouard Julien	14	8-6
Conor Davis	12	5-7
Steven Williams	2	2-0

**5TH SPOT**

Conor Davis	14	8-6
Ryan Bliss	7	6-1
Matt Scheffler	7	1-6
Steven Williams	7	4-3
Edouard Julien	4	4-0
Rankin Woley	3	2-1
Will Holland	1	1-0
Judd Ward	1	1-0

**6TH SPOT**

Conor Davis	14	10-4
Ryan Bliss	12	8-4
Rankin Woley	9	4-5
Everett Lau	3	3-0
Steven Williams	3	1-2
Kason Howell	1	1-0
Matt Scheffler	1	0-1
Judd Ward	1	0-1

**7TH SPOT**

Kason Howell	20	13-7
Ryan Bliss	12	9-3
Will Holland	7	2-5
Everett Lau	2	2-0
Steven Williams	2	0-2
Matt Scheffler	1	1-0

**8TH SPOT**

Judd Ward	14	11-3
Kason Howell	8	7-1
Steven Williams	8	2-6
Ryan Bliss	5	1-4
Will Holland	3	1-2
Everett Lau	3	3-0
Chase Hall	1	1-0
Matt Scheffler	1	0-1
Devin Warner	1	1-0

**9TH SPOT**

Matt Scheffler	28	21-7
Chase Hall	5	3-2
Ryan Bliss	4	2-2
Will Holland	4	0-4
Ed Johnson	1	1-0
Brody Moore	1	0-1
Judd Ward	1	0-1

## PITCHING NOTES

### 2019 BULLPEN BY NUMBERS

Total App.....	133
Saves/Opp.....	12/17
IR/IRS.....	127/53
BA Against.....	.254
ERA.....	4.03

### SAVES/OPP

Elliott Anderson.....	0/1
Richard Fitts.....	0/1
Brooks Fuller.....	1/1
Cody Greenhill.....	9/12
Carson Skipper.....	2/2

### INHERITED RUNNERS/SCORED

Elliott Anderson.....	10/7
Richard Fitts.....	10/4
Brooks Fuller.....	9/3
Peyton Glavine.....	5/1
Kyle Gray.....	6/3
Cody Greenhill.....	15/4
Bailey Horn.....	7/2
Will Morrison.....	18/6
Jack Owen.....	5/2
Blake Schilleci.....	6/2
Carson Skipper.....	9/6
Garrett Wade.....	6/3
Ryan Watson.....	21/10

### 1ST BATTER FACED/RETIRED

Elliott Anderson.....	18/9
Richard Fitts.....	10/6
Brooks Fuller.....	7/5
Kyle Gray.....	9/8
Cody Greenhill.....	18/13
Peyton Glavine.....	8/5
Bailey Horn.....	8/4
Will Morrison.....	15/11
Jack Owen.....	4/2
Blake Schilleci.....	7/6
Carson Skipper.....	9/5
Garrett Wade.....	6/2
Ryan Watson.....	14/10

### RELIEF ERA

Jack Owen.....	0.66
Peyton Glavine.....	2.45
Brooks Fuller.....	2.63
Richard Fitts.....	2.82
Elliott Anderson.....	2.89
Cody Greenhill.....	3.57
Garrett Wade.....	4.05
Will Morrison.....	4.95
Bailey Horn.....	5.11
Ryan Watson.....	5.24
Blake Schilleci.....	5.25
Kyle Gray.....	7.00
Carson Skipper.....	8.56

### BP SCORELESS IP (current/long)

Elliott Anderson.....	15.2
Davis Daniel.....	5.2
Richard Fitts.....	4.1
Brooks Fuller.....	5.0
Peyton Glavine.....	4.1
Kyle Gray.....	0.2
Cody Greenhill.....	0.2
Ryan Hoerter.....	2.0
Bailey Horn.....	1.1
Will Morrison.....	3.0
Jack Owen.....	1.2
Blake Schilleci.....	5.0
Carson Skipper.....	3.1
Garrett Wade.....	0.2
Ryan Watson.....	1.0

2019 Auburn Baseball  
Team Game-by-Game for Auburn (as of Apr 29, 2019)  
Pitching (All games)

Date	Opponent	ip	h	r	er	bb	so	2b	3b	hr	wp	bk	hbp	dp	ibb	score	w-l	sv	era
Feb 15	GEORGIA SOUTHE	9.0	9	2	1	1	12	2	0	0	0	0	0	0	0	11-2	1-0	1	1.00
Feb 16	GEORGIA SOUTHE	13.0	12	7	7	3	11	1	0	2	4	0	1	1	1	5-7	1-1	1	3.27
Feb 17	GEORGIA SOUTHE	13.0	10	3	1	6	7	1	0	0	1	0	2	1	2	4-3	2-1	1	2.31
Feb 19	ALABAMA A&M	9.0	4	1	0	1	17	2	0	0	0	0	2	0	0	10-1	3-1	1	1.84
Feb 20	ALABAMA A&M	9.0	8	2	0	5	10	2	0	0	1	0	0	1	0	10-2	4-1	1	1.53
Feb 22	at UCF	9.0	5	1	1	4	10	1	0	0	0	0	1	0	0	4-1	5-1	2	1.45
Feb 23	at UCF	8.0	9	6	5	2	9	2	0	0	0	0	0	0	0	1-6	5-2	2	1.93
Feb 24	at UCF	9.0	11	9	9	3	3	1	0	4	0	0	2	2	0	13-9	6-2	2	2.73
Mar 01	CINCINNATI	9.0	2	0	0	0	15	1	0	0	0	0	0	0	0	5-0	7-2	2	2.45
Mar 02	CINCINNATI	9.0	3	0	0	1	11	1	0	0	0	0	0	0	0	5-0	8-2	3	2.23
Mar 02	CINCINNATI	9.0	8	5	4	1	11	3	0	2	1	0	0	0	0	9-5	9-2	4	2.38
Mar 05	UT MARTIN	9.0	10	9	6	5	3	5	0	0	0	0	2	0	0	15-9	10-2	4	2.66
Mar 06	UT MARTIN	9.0	3	0	0	3	15	0	0	0	2	0	1	0	0	2-0	11-2	5	2.47
Mar 08	TEXAS AT SAN AN	9.0	4	0	0	1	10	1	0	0	1	0	0	1	0	6-0	12-2	5	2.30
Mar 09	TEXAS AT SAN AN	9.0	4	0	0	0	7	0	0	0	0	0	0	1	0	5-0	13-2	5	2.15
Mar 09	TEXAS AT SAN AN	9.0	10	3	2	1	12	1	0	0	0	0	1	0	0	8-3	14-2	5	2.15
Mar 12	at South Alabama	9.0	6	2	2	5	16	0	0	2	0	1	0	0	0	6-2	15-2	5	2.14
*Mar 15	TENNESSEE	9.0	4	0	0	2	13	0	0	0	0	1	0	0	0	2-0	16-2	6	2.02
*Mar 16	TENNESSEE	9.0	6	2	2	3	8	0	0	1	0	0	0	0	0	5-2	17-2	6	2.02
*Mar 17	TENNESSEE	9.0	10	3	2	6	2	2	1	1	0	0	0	1	1	5-3	18-2	6	2.02
Mar 19	at UAB	9.0	7	5	4	7	9	2	0	0	0	0	0	0	0	13-5	19-2	6	2.11
*Mar 22	at Mississippi State	9.0	7	5	4	3	7	2	0	0	3	0	2	0	0	6-5	20-2	7	2.20
*Mar 23	at Mississippi State	8.0	20	15	14	8	7	5	0	1	1	0	0	1	0	2-15	20-3	7	2.70
*Mar 24	at Mississippi State	8.0	21	20	18	5	6	8	0	2	0	0	1	0	0	15-20	20-4	7	3.34
Mar 26	vs Alabama	8.0	10	6	5	8	5	3	0	0	1	0	1	1	0	3-6	20-5	7	3.42
*Mar 29	at South Carolina	9.0	4	2	1	3	8	0	0	1	0	0	0	1	0	4-2	21-5	8	3.33
*Mar 30	at South Carolina	8.0	4	4	2	7	8	1	0	1	2	0	0	0	0	0-4	21-6	8	3.29
*Mar 31	at South Carolina	9.0	11	5	5	4	4	2	0	2	1	0	0	1	0	7-5	22-6	9	3.35
Apr 02	GEORGIA TECH	9.0	9	9	9	9	3	0	0	3	0	2	0	0	0	3-9	22-7	9	3.55
*Apr 05	ARKANSAS	9.0	8	3	3	2	13	1	1	1	2	0	0	0	0	6-3	23-7	10	3.53
*Apr 05	ARKANSAS	15.0	14	9	8	11	20	3	1	2	2	0	1	0	2	6-9	23-8	10	3.59
*Apr 06	ARKANSAS	9.0	10	8	8	9	3	2	0	1	0	0	0	0	0	0-8	23-9	10	3.73
Apr 09	JACKSONVILLE ST	9.0	10	11	11	9	6	2	0	0	0	0	0	0	0	6-11	23-10	10	3.94
*Apr 12	at Texas A&M	8.0	8	4	4	1	10	4	0	0	2	0	0	1	0	0-4	23-11	10	3.96
*Apr 13	at Texas A&M	9.0	5	0	0	5	6	0	0	0	2	0	0	2	0	7-0	24-11	11	3.85
*Apr 14	at Texas A&M	8.0	8	4	4	1	8	0	0	1	1	0	0	0	0	1-4	24-12	11	3.86
Apr 16	at Georgia Tech	8.0	14	11	11	10	9	2	0	0	3	0	1	0	1	6-11	24-13	11	4.06
*Apr 18	OLE MISS	9.0	9	4	1	1	9	1	0	0	0	0	1	1	0	7-4	25-13	12	3.98
*Apr 19	OLE MISS	9.0	11	5	5	5	12	0	1	2	0	0	1	1	0	3-5	25-14	12	4.01
*Apr 20	OLE MISS	10.0	8	5	5	3	7	1	0	3	1	0	0	2	0	6-5	26-14	12	4.02
Apr 23	at Jacksonville Stat	9.0	10	2	2	5	13	1	0	1	1	0	1	0	0	14-2	27-14	12	3.97
*Apr 25	at Vanderbilt	8.0	13	12	8	9	10	4	0	1	4	1	1	0	0	6-12	27-15	12	4.08
*Apr 26	at Vanderbilt	8.0	13	5	5	4	6	4	0	1	2	0	0	3	0	2-5	27-16	12	4.11
*Apr 27	at Vanderbilt	8.0	15	9	7	4	8	2	1	1	0	0	1	1	0	5-9	27-17	12	4.18
Totals		400.0	387	218	186	186	405	79	5	33	41	2	26	23	7	259-218	27-17	12	4.18

### AUBURN STARTING PITCHER BREAKDOWN

Starter	Quality		Run Support	RS/Start	Auburn Record
	GS	Starts			
T. Burns	11	6	24	2.2	7-4
C. Skipper	7	0	24	3.4	5-2
G. Wade	7	0	16	2.3	4-3
B. Fuller	6	1	10	1.7	3-3
R. Fitts	3	0	1	0.3	0-3
J. Owen	3	2	8	2.7	3-0
B. Horn	2	0	3	1.5	2-0
K. Gray	2	0	1	0.5	1-1
E. Anderson	1	0	4	4.0	0-1
D. Daniel	1	0	5	5.0	1-0
R. Watson	1	0	5	5.0	1-0

Auburn Overall Rankings			Auburn SEC-Only Rankings		
Category	Rank	No.	Category	Rank	No.
ERA	10th	4.18	ERA	10th	5.07
Opp BA	12th	.254	Opp BA	13th	.282
Hits Allowed	T-12th	387	Hits Allowed	13th	209
Walks	12th	186	Walks	T-13th	96
Strikeouts	10th	405	Strikeouts	10th	175

### AUBURN PITCHING BREAKDOWN

	W-L	ERA	IP	H	R	ER	BB	K	HR	AVG	W-L	ERA	IP	H	R	ER	BB	K	HR	AVG	
	11-10	4.39	174.1	171	107	85	80	205	15	.254	HOME	18-6	2.92	231.0	186	91	75	88	243	15	.219
STARTERS	16-7	4.03	225.2	216	111	101	106	200	18	.254	ROAD	9-10	5.93	161.0	191	121	106	90	157	18	.296
RELIEVERS											NEUT.	0-1	5.62	8.0	10	6	5	8	5	0	.345
TOTALS	27-17	4.18	400.0	387	218	186	186	405	33	.254											



## HITTING NOTES

### 2019 MULTI-HIT GAMES

	2	3	4	5+	Total
Rankin Woley	12	2	-	-	14
Conor Davis	10	3	-	-	13
Judd Ward	9	4	-	-	13
Kason Howell	10	2	-	-	12
Steven Williams	10	2	-	-	12
Ryan Bliss	9	2	-	-	11
Edouard Julien	8	2	-	-	10
Matt Scheffler	8	1	-	-	9
Will Holland	6	-	1	-	7
Everett Lau	1	1	-	-	2
Brody Moore	1	-	-	-	1
Devin Warner	-	1	-	-	1

### CAREER MULTI-HIT GAMES

	2	3	4	5+	Total
Conor Davis	32	7	-	-	39
Will Holland	26	7	2	-	35
Steven Williams	17	8	3	-	28
Edouard Julien	20	6	-	-	26
Judd Ward	14	4	-	-	18
Rankin Woley	12	2	-	-	14
Kason Howell	10	2	-	-	12
Ryan Bliss	9	2	-	-	11
Matt Scheffler	8	1	-	-	9
Everett Lau	1	1	-	-	2
Brody Moore	1	-	-	-	1
Devin Warner	-	1	-	-	1

### 2019 MULTI-RBI GAMES

	2	3	4	5+	Total
Edouard Julien	8	5	1	-	14
Ryan Bliss	8	1	-	-	9
Rankin Woley	6	2	-	-	8
Conor Davis	4	1	2	-	7
Judd Ward	2	1	1	-	4
Will Holland	3	-	-	-	3
Steven Williams	2	1	-	-	3
Chase Hall	1	-	-	-	1
Kason Howell	-	1	-	-	1
Everett Lau	-	-	1	-	1
Matt Scheffler	1	-	-	-	1
Devin Warner	-	1	-	-	1

### CAREER MULTI-RBI GAMES

	2	3	4	5+	Total
Edouard Julien	13	12	7	-	32
Conor Davis	15	5	4	1	25
Will Holland	13	7	2	-	22
Steven Williams	9	5	2	1	17
Ryan Bliss	8	1	-	-	9
Rankin Woley	6	2	-	-	8
Judd Ward	4	1	1	-	6
Chase Hall	1	-	-	-	1
Kason Howell	-	1	-	-	1
Everett Lau	-	-	1	-	1
Matt Scheffler	1	-	-	-	1
Devin Warner	-	1	-	-	1

### CAREER STARTS

	Career	Consec.
Will Holland	148	14
Conor Davis	125	29
Steven Williams	108	3
Edouard Julien	102	40
Judd Ward	64	31
Ryan Bliss	44	44
Kason Howell	43	3
Rankin Woley	43	11
Matt Scheffler	38	3
Everett Lau	8	1
Chase Hall	6	1
Ed Johnson	1	-
Brody Moore	1	1
Devin Warner	1	1

### TEAM NOTES

Auburn Overall SEC Rankings			Auburn SEC-Only Rankings		
Category	Rank	No.	Category	Rank	No.
Avg.	8th	.266	Avg.	8th	.242
Hits	9th	404	Hits	8th	175
2B	T-10th	74	2B	T-5th	31
HR	T-13th	30	HR	10th	14
BB	10th	190	BB	10th	70

### 2019 AUBURN HOME RUNS

No.	Player (#)	Opponent (Date)	On	Outs	Inn.	Pitcher
1	Edouard Julien (1)	Georgia Southern (2/17)	0	0	7th	Edwards (R)
2	Edouard Julien (2)	Alabama A&M (2/20)	0	0	5th	Mendoza (L)
3	Judd Ward (1)	Alabama A&M (2/20)	0	0	8th	Figueroa (R)
4	Edouard Julien (3)	Alabama A&M (2/20)	1	2	8th	Figueroa (R)
5	Edouard Julien (4)	at UCF (2/22)	1	0	2nd	Schuermann (L)
6	Conor Davis (1)	at UCF (2/24)	1	0	2nd	Spicer (R)
7	Steven Williams (1)	at UCF (2/24)	1	1	3rd	Spicer (R)
8	Rankin Woley (1)	at UCF (2/24)	0	2	4th	Sinclair (R)
9	Steven Williams (2)	Cincinnati (3/1)	1	1	7th	Shawver (L)
10	Ryan Bliss (1)	Cincinnati (3/2)	0	2	3rd	Batcho (L)
11	Edouard Julien (5)	UT Martin (3/5)	0	1	4th	Cannon (R)
12	Everett Lau (1)	UT Martin (3/5)	2	1	7th	O'Doherty (R)
13	Conor Davis (2)	UT Martin (3/6)	0	2	4th	Bullington (R)
14	Matt Scheffler (1)	UTSA (3/9)	0	2	5th	Foust (R)
15	Conor Davis (3)	at UAB (3/19)	3	2	5th	Wesson (R)
16	Steven Williams (3)	at Mississippi State (3/22)	0	1	6th	Small (L)
17	Rankin Woley (2)	at Mississippi State (3/22)	0	1	6th	Small (L)
18	Steven Williams (4)	at Mississippi State (3/24)	1	0	4th	Price (R)
19	Judd Ward (2)	at Mississippi State (3/24)	2	1	7th	Gordon (R)
20	Will Holland (1)	at South Carolina	1	1	2nd	Shook (R)
21	Edouard Julien (6)	at South Carolina	2	2	2nd	Tringali (R)
22	Will Holland (2)	Arkansas (4/5)	1	0	5th	Noland (R)
23	Edouard Julien (7)	Jacksonville State (4/9)	1	1	1st	Willingham (R)
24	Conor Davis (4)	at Texas A&M (4/13)	1	1	1st	Lacy (L)
25	Edouard Julien (8)	Ole Miss (4/18)	0	2	7th	Myers (R)
26	Conor Davis (5)	Ole Miss (4/19)	0	0	2nd	Nikhazy (L)
27	Will Holland (3)	Ole Miss (4/19)	0	2	4th	Nikhazy (L)
28	Conor Davis (6)	Ole Miss (4/19)	0	0	6th	Nikhazy (L)
29	Will Holland (4)	at Vanderbilt (4/25)	0	2	6th	Hickman (R)
30	Rankin Woley (3)	at Vanderbilt (4/27)	2	0	8th	Eder (L)

### AUBURN CAREER HOME RUN BREAKDOWN

	1R	2R	3R	GS	Career	Home	Road	Last
Bliss	1	--	--	--	1	1	0	3/2/19
Davis	3	2	3	1	9	6	3	4/19/19
Holland	11	7	1	--	19	11	8	4/25/19
Julien	7	6	9	3	25	14	11	4/18/19
Lau	--	--	1	--	1	1	--	3/5/19
Scheffler	1	--	--	--	1	1	--	3/9/19
Ward	1	0	1	0	2	1	1	3/24/19
Williams	6	6	3	1	16	8	8	3/24/19
Woley	2	--	1	--	3	--	3	4/27/19

### HITTING STREAKS

	Current	'19	Career
Ryan Bliss	-	10	10
Conor Davis	6	7	11
Matt Scheffler	6	7	7
Judd Ward	5	7	7
Edouard Julien	-	6	6
Will Holland	1	5	8
Kason Howell	2	5	5
Steven Williams	3	5	6
Rankin Woley	2	5	5
Ed Johnson	-	2	2
Everett Lau	1	2	2
Brody Moore	2	2	2
Chase Hall	2	2	2
Brett Olson	1	1	1
Devin Warner	-	1	1

### REACHED BASE STREAKS

	Current	'19	Career
Steven Williams	3	19	25
Kason Howell	2	17	17
Rankin Woley	4	17	17
Matt Scheffler	6	13	13
Judd Ward	8	13	13
Conor Davis	8	12	19
Edouard Julien	-	11	14
Ryan Bliss	-	10	10
Will Holland	3	9	18
Everett Lau	1	5	5
Chase Hall	2	3	3
Ed Johnson	-	3	3
Brett Olson	2	2	2
Brody Moore	2	2	2
Devin Warner	-	1	1

### BUNT HITS

Player	No.
Ryan Bliss	3
Judd Ward	3
Kason Howell	1
Edouard Julien	1
<b>TOTAL</b>	<b>8</b>

### SAC BUNTS

Player	No.
Judd Ward	4
Steven Williams	4
Will Holland	3
Kason Howell	3
Matt Scheffler	2
Ryan Bliss	2
<b>TOTAL</b>	<b>17</b>

### SAC FLIES

Player	No.
Ryan Bliss	5
Kason Howell	4
Edouard Julien	4
Steven Williams	3
Rankin Woley	3
Judd Ward	2
Matt Scheffler	1
<b>TOTAL</b>	<b>20</b>

### OUTFIELD ASSISTS

Player	No.
Judd Ward	6
Kason Howell	2
Steven Williams	2
<b>TOTAL</b>	<b>10</b>

### PINCH HITS

Player	No.
Ed Johnson	1
Brody Moore	1
<b>TOTAL</b>	<b>2</b>

**AUBURN 2019 GAME-BY-GAME STARTING LINEUPS**

DATE	OPP	1	2	3	4	5	6	7	8	9	SP
2/15	Georgia Southern	Ward	Holland	Williams	Woley	Julien	Davis	Bliss	Howell	Scheffler	Daniel
2/16	Georgia Southern	Holland	Williams	Woley	Julien	Davis	Bliss	Howell	Scheffler	Ward	Burns
2/17	Georgia Southern	Ward	Holland	Williams	Woley	Julien	Davis	Bliss	Howell	Hall	Gray
2/19	Alabama A&M	Ward	Holland	Williams	Woley	Bliss	Howell	Lau	Hall	Johnson	Skipper
2/20	Alabama A&M	Ward	Woley	Williams	Davis	Julien	Bliss	Howell	Lau	Scheffler	Fuller
2/22	at UCF	Ward	Holland	Williams	Woley	Julien	Davis	Bliss	Howell	Scheffler	Burns
2/23	at UCF	Ward	Holland	Julien	Woley	Williams	Davis	Bliss	Howell	Hall	Gray
2/24	at UCF	Ward	Holland	Julien	Woley	Williams	Davis	Bliss	Howell	Scheffler	Horn
3/1	Cincinnati	Ward	Holland	Julien	Woley	Williams	Davis	Bliss	Howell	Scheffler	Burns
3/2	Cincinnati	Ward	Holland	Julien	Williams	Woley	Davis	Bliss	Howell	Scheffler	Owen
3/3	Cincinnati	Ward	Holland	Julien	Woley	Williams	Davis	Bliss	Howell	Scheffler	Skipper
3/5	UT Martin	Holland	Williams	Julien	Woley	Bliss	Lau	Howell	Ward	Scheffler	Horn
3/6	UT Martin	Holland	Williams	Julien	Woley	Bliss	Davis	Howell	Lau	Scheffler	Wade
3/8	UTSA	Holland	Williams	Julien	Woley	Bliss	Davis	Howell	Ward	Scheffler	Burns
3/9	UTSA	Holland	Williams	Julien	Woley	Bliss	Lau	Howell	Ward	Scheffler	Owen
3/10	UTSA	Holland	Williams	Julien	Woley	Bliss	Davis	Howell	Ward	Hall	Skipper
3/12	at South Alabama	Holland	Williams	Woley	Julien	Davis	Bliss	Howell	Ward	Scheffler	Wade
3/15	Tennessee*	Holland	Williams	Woley	Julien	Davis	Bliss	Howell	Ward	Scheffler	Burns
3/16	Tennessee*	Holland	Williams	Woley	Julien	Davis	Bliss	Howell	Ward	Scheffler	Owen
3/17	Tennessee*	Holland	Williams	Woley	Julien	Davis	Bliss	Howell	Ward	Scheffler	Skipper
3/19	at UAB	Holland	Williams	Woley	Julien	Davis	Bliss	Howell	Ward	Scheffler	Wade
3/22	at Mississippi State*	Holland	Williams	Woley	Julien	Davis	Bliss	Howell	Ward	Scheffler	Burns
3/23	at Mississippi State*	Holland	Williams	Woley	Julien	Davis	Bliss	Howell	Ward	Scheffler	Skipper
3/24	at Mississippi State*	Holland	Williams	Woley	Julien	Davis	Bliss	Howell	Ward	Scheffler	Anderson
3/26	vs. Alabama%	Holland	Williams	Woley	Julien	Davis	Bliss	Howell	Ward	Scheffler	Wade
3/29	at South Carolina*	Holland	Williams	Woley	Julien	Davis	Bliss	Howell	Ward	Scheffler	Burns
3/30	at South Carolina*	Ward	Howell	Julien	Woley	Williams	Davis	Holland	Bliss	Scheffler	Fuller
3/31	at South Carolina*	Ward	Howell	Julien	Woley	Williams	Davis	Holland	Bliss	Scheffler	Skipper
4/2	Georgia Tech	Ward	Howell	Julien	Woley	Williams	Davis	Holland	Bliss	Scheffler	Wade
4/4	Arkansas*	Ward	Howell	Woley	Julien	Davis	Williams	Bliss	Lau	Scheffler	Burns
4/5	Arkansas*	Ward	Howell	Woley	Julien	Davis	Williams	Holland	Bliss	Scheffler	Fuller
4/6	Arkansas*	Ward	Howell	Woley	Julien	Davis	Williams	Holland	Bliss	Hall	Fitts
4/9	Jacksonville State	Ward	Howell	Julien	Davis	Bliss	Scheffler	Williams	Holland	Moore	Wade
4/12	at Texas A&M*	Holland	Howell	Julien	Davis	Woley	Ward	Bliss	Williams	Scheffler	Burns
4/13	at Texas A&M*	Holland	Howell	Julien	Davis	Ward	Woley	Bliss	Williams	Scheffler	Fuller
4/14	at Texas A&M*	Ward	Howell	Julien	Davis	Scheffler	Woley	Bliss	Williams	Holland	Fitts
4/16	at Georgia Tech	Ward	Howell	Julien	Davis	Scheffler	Woley	Holland	Williams	Bliss	Skipper
4/18	Ole Miss*	Ward	Howell	Julien	Davis	Scheffler	Woley	Holland	Williams	Bliss	Wade
4/19	Ole Miss*	Ward	Howell	Julien	Woley	Scheffler	Davis	Williams	Holland	Bliss	Burns
4/20	Ole Miss*	Ward	Howell	Julien	Davis	Williams	Woley	Scheffler	Holland	Bliss	Fuller
4/23	at Jacksonville State	Ward	Bliss	Julien	Davis	Holland	Woley	Lau	Warner	Hall	Watson
4/25	at Vanderbilt*	Ward	Bliss	Julien	Davis	Holland	Woley	Howell	Williams	Holland	Burns
4/26	at Vanderbilt*	Ward	Bliss	Julien	Davis	Holland	Woley	Howell	Williams	Holland	Fitts
4/27	at Vanderbilt*	Ward	Bliss	Julien	Davis	Holland	Woley	Howell	Williams	Holland	Fuller
5/3	Alabama*										
5/4	Alabama*										
5/5	Alabama*										
5/7	UAB										
5/10	Georgia*										
5/11	Georgia*										
5/12	Georgia*										
5/14	North Alabama*										
5/16	at LSU*										
5/17	at LSU*										
5/18	at LSU*										

\* - SEC Game

% - MAX Capital City Classic (Montgomery, Ala.)

## AUBURN 2019 GAME-BY-GAME STARTERS

DATE	OPP	SP	C	1B	2B	3B	SS	LF	CF	RF	DH
2/15	Georgia Southern	Daniel	Scheffler	Woley	Bliss	Julien	Holland	Ward	Howell	Williams	Davis
2/16	Georgia Southern	Burns	Scheffler	Woley	Bliss	Julien	Holland	Ward	Howell	Williams	Davis
2/17	Georgia Southern	Gray	Hall	Woley	Bliss	Julien	Holland	Ward	Howell	Williams	Davis
2/19	Alabama A&M	Skipper	Hall	Woley	Bliss	Johnson	Holland	Ward	Howell	Williams	Lau
2/20	Alabama A&M	Fuller	Scheffler	Woley	Lau	Julien	Bliss	Ward	Howell	Williams	Davis
2/22	at UCF	Burns	Scheffler	Woley	Bliss	Julien	Holland	Ward	Howell	Williams	Davis
2/23	at UCF	Gray	Hall	Woley	Bliss	Julien	Holland	Ward	Howell	Williams	Davis
2/24	at UCF	Horn	Scheffler	Woley	Bliss	Julien	Holland	Ward	Howell	Williams	Davis
3/1	Cincinnati	Burns	Scheffler	Woley	Bliss	Julien	Holland	Ward	Howell	Williams	Lau
3/2	Cincinnati	Owens	Scheffler	Woley	Bliss	Julien	Holland	Ward	Howell	Williams	Davis
3/3	Cincinnati	Skipper	Scheffler	Woley	Bliss	Julien	Holland	Ward	Howell	Williams	Davis
3/5	UT Martin	Horn	Scheffler	Woley	Bliss	Julien	Holland	Ward	Howell	Williams	Lau
3/6	UT Martin	Wade	Scheffler	Woley	Bliss	Julien	Holland	Davis	Howell	Williams	Lau
3/8	UTSA	Burns	Scheffler	Woley	Bliss	Julien	Holland	Ward	Howell	Williams	Davis
3/9	UTSA	Owen	Scheffler	Woley	Bliss	Julien	Holland	Ward	Howell	Williams	Lau
3/10	UTSA	Skipper	Hall	Woley	Bliss	Julien	Holland	Ward	Howell	Williams	Davis
3/12	at South Alabama	Wade	Scheffler	Woley	Bliss	Julien	Holland	Ward	Howell	Williams	Davis
3/15	Tennessee*	Burns	Scheffler	Woley	Bliss	Julien	Holland	Ward	Howell	Williams	Davis
3/16	Tennessee*	Owen	Scheffler	Woley	Bliss	Julien	Holland	Ward	Howell	Williams	Davis
3/17	Tennessee*	Skipper	Scheffler	Woley	Bliss	Julien	Holland	Ward	Howell	Williams	Davis
3/19	at UAB	Wade	Scheffler	Woley	Bliss	Julien	Holland	Ward	Howell	Williams	Davis
3/22	at Mississippi State*	Burns	Scheffler	Woley	Bliss	Julien	Holland	Ward	Howell	Williams	Davis
3/23	at Mississippi State*	Skipper	Scheffler	Woley	Bliss	Julien	Holland	Ward	Howell	Williams	Davis
3/24	at Mississippi State*	Anderson	Scheffler	Woley	Bliss	Julien	Holland	Ward	Howell	Williams	Davis
3/26	vs. Alabama%	Wade	Scheffler	Woley	Bliss	Julien	Holland	Ward	Howell	Williams	Davis
3/29	at South Carolina*	Burns	Scheffler	Woley	Bliss	Julien	Holland	Ward	Howell	Williams	Davis
3/30	at South Carolina*	Fuller	Scheffler	Woley	Bliss	Julien	Holland	Ward	Howell	Williams	Davis
3/31	at South Carolina*	Skipper	Scheffler	Woley	Bliss	Julien	Holland	Ward	Howell	Williams	Davis
4/2	Georgia Tech	Wade	Scheffler	Woley	Bliss	Julien	Holland	Ward	Howell	Williams	Davis
4/4	Arkansas*	Burns	Scheffler	Woley	Lau	Julien	Bliss	Ward	Howell	Williams	Davis
4/5	Arkansas*	Fuller	Scheffler	Woley	Bliss	Julien	Holland	Ward	Howell	Williams	Davis
4/6	Arkansas*	Fitts	Hall	Woley	Bliss	Julien	Holland	Ward	Howell	Williams	Davis
4/9	Jacksonville State	Wade	Scheffler	Moore	Bliss	Julien	Holland	Ward	Howell	Williams	Davis
4/12	at Texas A&M*	Burns	Scheffler	Woley	Bliss	Julien	Holland	Ward	Howell	Williams	Davis
4/13	at Texas A&M*	Fuller	Scheffler	Woley	Bliss	Julien	Holland	Ward	Howell	Williams	Davis
4/14	at Texas A&M*	Fitts	Scheffler	Woley	Bliss	Julien	Holland	Ward	Howell	Williams	Davis
4/16	at Georgia Tech	Skipper	Scheffler	Woley	Bliss	Julien	Holland	Ward	Howell	Williams	Davis
4/18	Ole Miss*	Wade	Scheffler	Woley	Bliss	Julien	Holland	Ward	Howell	Williams	Davis
4/19	Ole Miss*	Burns	Scheffler	Woley	Bliss	Julien	Holland	Ward	Howell	Williams	Davis
4/20	Ole Miss*	Fuller	Scheffler	Woley	Bliss	Julien	Holland	Ward	Howell	Williams	Davis
4/23	at Jacksonville State	Watson	Hall	Woley	Bliss	Julien	Holland	Davis	Ward	Warner	Lau
4/25	at Vanderbilt*	Burns	Scheffler	Woley	Bliss	Julien	Holland	Ward	Howell	Williams	Davis
4/26	at Vanderbilt*	Fitts	Scheffler	Woley	Bliss	Julien	Holland	Ward	Howell	Williams	Davis
4/27	at Vanderbilt*	Fuller	Scheffler	Woley	Bliss	Julien	Holland	Ward	Howell	Williams	Davis
5/3	Alabama*										
5/4	Alabama*										
5/5	Alabama*										
5/7	UAB										
5/10	Georgia*										
5/11	Georgia*										
5/12	Georgia*										
5/14	North Alabama*										
5/16	at LSU*										
5/17	at LSU*										
5/18	at LSU*										

\* - SEC Game

^ - MAX Capital City Classic (Montgomery, Ala.)

OVERALL STATS



2019 Auburn Baseball  
Overall Statistics for Auburn (as of Apr 27, 2019)  
(All games Sorted by Batting avg)



Record: 27-17 Home: 18-6 Away: 9-10 Neutral: 0-1 SEC: 10-11

Player	avg	gp-gs	ab	r	h	2b	3b	hr	rbi	tb	slg%	bb	hp	so	gdp	ob%	sf	sh	sb-att	po	a	e	fld%	
24 Davis, Conor	.294	41-40	163	23	48	6	1	6	28	74	.454	8	3	38	3	.339	0	0	2-2	3	0	0	1.000	
1 Ward, Judd	.294	44-43	163	31	48	9	2	2	23	67	.411	27	6	35	0	.411	1	4	5-6	79	6	5	.944	
6 Scheffler, Matt	.290	40-38	138	22	40	8	0	1	17	51	.370	11	6	14	2	.365	1	2	5-6	343	34	6	.984	
4 Woley, Rankin	.280	43-43	175	23	49	10	1	3	28	70	.400	14	3	47	7	.340	2	0	2-2	340	26	1	.997	
16 Howell, Kason	.273	43-43	161	21	44	5	0	0	21	49	.304	16	6	36	2	.353	4	3	13-15	113	2	3	.975	
9 Bliss, Ryan	.259	44-44	162	28	42	9	1	1	25	56	.346	22	2	34	4	.346	5	1	6-7	63	109	3	.983	
10 Julien, Edouard	.256	43-43	160	36	41	12	0	8	41	77	.481	34	4	51	1	.391	4	0	3-5	25	57	8	.911	
41 Williams, Steven	.236	43-43	161	28	38	5	0	4	16	55	.342	23	2	40	2	.333	3	4	3-3	89	2	1	.989	
17 Holland, Will	.207	42-42	150	29	31	6	0	4	16	49	.327	27	10	43	3	.364	0	3	13-16	33	106	8	.946	
-----																								
38 Olson, Brett	1.000	2-0	1	0	1	0	0	0	0	1	1.000	1	0	0	0	1.000	0	0	0-0	1	0	0	1.000	
19 Moore, Brody	.571	6-1	7	4	4	1	1	0	2	7	1.000	1	0	0	1	.625	0	0	0-0	13	2	0	1.000	
3 Warner, Devin	.300	7-1	10	1	3	0	0	0	3	3	.300	0	1	3	0	.364	0	0	0-0	1	0	0	1.000	
7 Johnson, Ed	.286	5-1	7	0	2	0	0	0	0	2	.286	1	0	2	0	.375	0	0	0-0	3	1	0	1.000	
2 Lau, Everett	.250	15-8	36	7	9	2	0	1	7	14	.389	4	1	10	1	.341	0	0	1-1	5	4	0	1.000	
11 Hall, Chase	.182	11-6	22	2	4	1	0	0	3	5	.227	1	2	6	2	.280	0	0	0-0	61	2	2	.969	
5 Eaton, Jarrett	.000	9-0	3	3	0	0	0	0	0	0	.000	0	0	1	0	.000	0	0	1-1	4	0	0	1.000	
21 Henderson, Jackso	.000	4-0	2	1	0	0	0	0	0	0	.000	0	0	2	0	.000	0	0	0-0	1	0	0	1.000	
Totals	.266	44	1521	259	404	74	6	30	230	580	.381	190	46	362	28	.360	20	17	54-64	1200	413	46	.972	
Opponents	.254	44	1524	218	387	79	5	33	193	575	.377	186	26	405	18	.342	15	21	49-61	1182	437	57	.966	

LOB - Team (353), Opp (354). DPs turned - Team (23), Opp (32). IBB - Team (9), Julien, E. 4, Howell, K. 2, Williams, S. 1, Holland, W. 1, Bliss, R. 1, Opp (7). Picked off - Howell, K. 2, Scheffler, M 2, Holland, W. 1, Ward, J. 1.

(All games Sorted by Earned run avg)

Player	era	w-l	app	gs	cg	sho	sv	ip	h	r	er	bb	so	2b	3b	hr	b/avg	wp	hp	bks	sfa	sha		
44 Owen, Jack	0.53	3-0	7	3	1	1/1	0	33.2	19	3	2	4	37	2	0	1	.164	1	0	0	1	2		
32 Burns, Tanner	2.66	4-3	11	11	1	1/2	0	64.1	47	23	19	20	87	11	1	4	.201	9	3	0	3	1		
18 Fuller, Brooks	3.13	2-2	13	6	0	0/1	1	37.1	30	21	13	29	29	2	1	5	.224	6	2	0	1	2		
20 Greenhill, Cody	3.57	1-1	18	0	0	0/3	9	35.1	32	15	14	7	28	9	1	2	.237	2	5	0	1	0		
14 Anderson, Elliott	3.60	5-1	19	1	0	0/2	0	40.0	36	21	16	18	44	10	0	3	.237	5	1	0	1	4		
40 Wade, Garrett	5.28	3-0	13	7	0	0/1	0	30.2	33	23	18	25	37	5	0	1	.277	5	2	1	1	3		
43 Fitts, Richard	5.34	3-3	13	3	0	0/0	0	32.0	41	19	19	10	21	8	0	4	.318	3	1	0	0	1		
29 Skipper, Carson	6.89	3-2	16	7	0	0/1	2	32.2	40	29	25	23	35	7	2	5	.294	2	1	1	0	1		
-----																								
23 Glavine, Peyton	2.45	1-0	8	0	0	0/0	0	7.1	8	2	2	7	11	1	0	0	.267	0	0	0	0	0		
13 Daniel, Davis	4.50	0-0	1	1	0	0/0	0	2.0	4	2	1	0	4	0	0	0	.364	0	0	0	0	0		
37 Watson, Ryan	4.91	0-1	15	1	0	0/1	0	25.2	30	14	14	11	26	7	0	2	.306	2	1	0	3	3		
33 Morrison, Will	4.95	0-0	15	0	0	0/1	0	20.0	20	11	11	6	12	6	0	1	.278	2	6	0	2	1		
31 Schilleci, Blake	5.25	0-1	7	0	0	0/0	0	12.0	14	7	7	6	14	2	0	0	.298	1	0	0	1	0		
36 Gray, Kyle	7.43	1-3	11	2	0	0/1	0	13.1	14	13	11	13	9	4	0	2	.269	1	3	0	1	2		
8 Horn, Bailey	9.22	1-0	10	2	0	0/0	0	13.2	19	15	14	7	11	5	0	3	.322	2	1	0	0	1		
Totals	4.18	27-17	44	44	2	7/5	12	400.0	387	218	186	186	405	79	5	33	.254	41	26	2	15	21		
Opponents	5.30	17-27	44	44	0	3/3	5	394.0	404	259	232	190	362	74	6	30	.266	46	46	8	20	17		

PB - Team (10), Scheffler, M 7, Hall, C. 3, Opp (5). Pickoffs - Team (6), Scheffler, M 1, Wade, G. 1, Skipper, C. 1, Anderson, E. 1, Greenhill, C 1, Fuller, B. 1, Opp (6). SBA/ATT - Scheffler, M (43-51), Wade, G. (7-10), Anderson, E. (5-7), Watson, R. (4-6), Hall, C. (6-6), Burns, T. (4-6), Owen, J. (3-4), Fuller, B. (3-4), Skipper, C. (4-4), Morrison, W. (4-4), Fitts, R. (3-4), Gray, K. (3-3), Horn, B. (3-3), Greenhill, C (2-2), Daniel, D. (2-2), Schilleci, B (1-1), Glavine, P. (1-1).

**SEC STATS**



**2019 Auburn Baseball  
Conference statistics for Auburn (as of Apr 27, 2019)  
(SEC games only Sorted by Batting avg)**



Record: 10-11 Home: 6-3 Away: 4-8 SEC: 10-11

Player	avg	gp-gs	ab	r	h	2b	3b	hr	rbi	tb	slg%	bb	hp	so	gdp	ob%	sf	sh	sb-att	po	a	e	fld%	
1 Ward, Judd	.321	21-21	81	10	26	6	0	1	11	35	.432	9	2	19	0	.402	0	3	1-1	45	4	3	.942	
6 Scheffler, Matt	.296	20-20	71	11	21	5	0	0	9	26	.366	6	3	6	0	.375	0	1	1-2	166	13	4	.978	
24 Davis, Conor	.268	21-21	82	13	22	3	1	3	10	36	.439	4	2	22	2	.318	0	0	1-1	0	0	0	.000	
16 Howell, Kason	.256	21-21	82	9	21	2	0	0	5	23	.280	6	4	20	2	.337	0	1	4-5	57	1	1	.983	
9 Bliss, Ryan	.227	21-21	75	12	17	3	0	0	11	20	.267	10	2	14	3	.326	2	0	2-3	32	63	2	.979	
4 Woley, Rankin	.213	21-21	89	6	19	1	0	2	7	26	.292	5	0	22	3	.255	0	0	1-1	165	10	0	1.000	
10 Julien, Edouard	.207	21-21	82	12	17	8	0	2	17	31	.378	12	0	28	0	.302	2	0	0-1	17	26	2	.956	
17 Holland, Will	.194	20-20	67	12	13	2	0	4	9	27	.403	10	6	25	1	.349	0	2	5-7	20	53	5	.936	
41 Williams, Steven	.192	21-21	78	8	15	1	0	2	5	22	.282	7	0	24	1	.253	2	2	1-1	47	2	0	1.000	
-----																								
7 Johnson, Ed	1.000	1-0	1	0	1	0	0	0	0	1	1.000	0	0	0	0	1.000	0	0	0-0	0	0	0	.000	
11 Hall, Chase	.333	2-1	3	0	1	0	0	0	0	1	.333	0	0	2	0	.333	0	0	0-0	5	0	0	1.000	
2 Lau, Everett	.286	4-1	7	1	2	0	0	0	0	2	.286	1	0	1	0	.375	0	0	1-1	1	1	0	1.000	
3 Warner, Devin	.000	3-0	3	0	0	0	0	0	0	0	.000	0	0	2	0	.000	0	0	0-0	0	0	0	.000	
19 Moore, Brody	.000	1-0	1	0	0	0	0	0	0	0	.000	0	0	0	1	.000	0	0	0-0	0	0	0	.000	
5 Eaton, Jarrett	.000	4-0	0	1	0	0	0	0	0	0	.000	0	0	0	0	.000	0	0	1-1	1	0	0	1.000	
Totals	.242	21	722	95	175	31	1	14	84	250	.346	70	19	185	13	.323	6	9	18-24	564	203	22	.972	
Opponents	.282	21	742	124	209	42	5	22	113	327	.441	96	9	175	11	.367	9	8	26-33	572	218	23	.972	

LOB - Team (159), Opp (176). DPs turned - Team (15), Opp (14). IBB - Team (3), Williams, S. 1, Bliss, R. 1, Howell, K. 1, Opp (3). Picked off - Scheffler, M 1, Ward, J. 1.

**(SEC games only Sorted by Earned run avg)**

Player	era	w-l	app	gs	cg	sho	sv	ip	h	r	er	bb	so	2b	3b	hr	b/avg	wp	hp	bks	sfa	sha
18 Fuller, Brooks	3.54	2-2	7	5	0	0/1	0	28.0	25	14	11	20	25	2	1	4	.248	5	1	0	1	2
32 Burns, Tanner	4.06	1-3	7	7	0	0/1	0	37.2	36	21	17	16	48	8	1	4	.248	8	2	0	3	1
20 Greenhill, Cody	4.07	1-1	12	0	0	0/2	7	24.1	24	11	11	5	22	7	1	2	.247	1	3	0	0	0
14 Anderson, Elliott	4.50	3-0	11	1	0	0/1	0	22.0	22	16	11	13	20	5	0	2	.259	4	0	0	1	4
43 Fitts, Richard	6.64	2-3	7	3	0	0/0	0	20.1	28	15	15	6	14	5	0	3	.333	3	0	0	0	0
-----																						
31 Schilleci, Blake	1.69	0-0	3	0	0	0/0	0	5.1	8	1	1	2	5	2	0	0	.364	0	0	0	0	0
44 Owen, Jack	2.08	0-0	3	1	0	0/0	0	8.2	5	2	2	2	8	0	0	1	.161	0	0	0	1	0
33 Morrison, Will	2.45	0-0	5	0	0	0/0	0	7.1	7	2	2	1	4	3	0	0	.280	0	1	0	1	0
36 Gray, Kyle	3.86	1-0	4	0	0	0/0	0	4.2	3	2	2	5	1	1	0	1	.188	0	1	0	0	0
37 Watson, Ryan	5.00	0-0	7	0	0	0/1	0	9.0	11	5	5	4	11	2	0	0	.324	0	0	0	1	1
40 Wade, Garrett	6.75	0-0	5	1	0	0/0	0	5.1	9	7	4	3	5	2	0	0	.360	1	1	0	1	0
23 Glavine, Peyton	9.00	0-0	3	0	0	0/0	0	2.0	4	2	2	4	2	0	0	0	.400	0	0	0	0	0
8 Horn, Bailey	13.50	0-0	3	0	0	0/0	0	3.1	6	6	5	3	2	1	0	2	.375	0	0	0	0	0
29 Skipper, Carson	16.20	0-2	7	3	0	0/0	0	10.0	21	20	18	12	8	4	2	3	.412	1	0	1	0	0
Totals	5.07	10-11	21	21	0	2/2	7	188.0	209	124	106	96	175	42	5	22	.282	23	9	1	9	8
Opponents	3.97	11-10	21	21	0	3/3	5	190.2	175	95	84	70	185	31	1	14	.242	13	19	1	6	9

PB - Team (5), Scheffler, M 4, Hall, C. 1, Opp (4). Pickoffs - Team (3), Wade, G. 1, Fuller, B. 1, Anderson, E. 1, Opp (2). SBA/ATT - Scheffler, M (23-26), Anderson, E. (4-6), Wade, G. (4-5), Burns, T. (3-4), Gray, K. (3-3), Watson, R. (2-3), Morrison, W. (3-3), Fuller, B. (2-3), Hall, C. (3-3), Greenhill, C (2-2), Skipper, C. (1-1), Fitts, R. (0-1), Glavine, P. (1-1), Schilleci, B (1-1).

HOME GAMES



2019 Auburn Baseball  
Overall Statistics for Auburn (as of Apr 24, 2019)  
(Home games Sorted by Batting avg)



Record: 18-6 Home: 18-6 Away: 0-0 SEC: 6-3

Player	avg	gp-gs	ab	r	h	2b	3b	hr	rbi	tb	slg%	bb	hp	so	gdp	ob%	sf	sh	sb-att	po	a	e	fld%	
6 Scheffler, Matt	.318	21-20	66	13	21	3	0	1	10	27	.409	7	5	8	1	.418	1	2	3-4	205	26	1	.996	
10 Julien, Edouard	.318	23-23	85	23	27	6	0	6	27	51	.600	16	4	25	0	.435	3	0	2-4	12	35	6	.887	
24 Davis, Conor	.289	21-20	83	10	24	5	0	3	10	38	.458	3	0	20	2	.314	0	0	1-1	2	0	0	1.000	
4 Woley, Rankin	.277	23-23	94	11	26	6	1	0	19	34	.362	7	2	23	4	.337	1	0	1-1	191	17	1	.995	
16 Howell, Kason	.273	24-24	88	12	24	4	0	0	13	28	.318	13	3	25	1	.377	2	2	9-10	65	2	2	.971	
1 Ward, Judd	.253	24-23	83	15	21	5	0	1	6	29	.349	15	5	20	0	.394	1	3	2-3	47	3	1	.980	
9 Bliss, Ryan	.250	24-24	84	17	21	2	1	1	15	28	.333	15	0	15	2	.346	5	1	6-7	34	60	2	.979	
17 Holland, Will	.234	22-22	77	19	18	3	0	2	8	27	.351	18	3	17	2	.398	0	1	10-12	11	58	5	.932	
41 Williams, Steven	.216	24-24	88	16	19	4	0	1	7	26	.295	13	2	23	1	.324	2	3	0-0	47	2	0	1.000	
-----																								
19 Moore, Brody	.400	3-1	5	1	2	0	1	0	1	4	.800	1	0	0	1	.500	0	0	0-0	12	1	0	1.000	
2 Lau, Everett	.267	12-7	30	5	8	1	0	1	6	12	.400	3	1	7	1	.353	0	0	1-1	5	4	0	1.000	
7 Johnson, Ed	.200	3-1	5	0	1	0	0	0	0	1	.200	1	0	1	0	.333	0	0	0-0	3	1	0	1.000	
11 Hall, Chase	.188	6-4	16	0	3	1	0	0	2	4	.250	1	0	3	1	.235	0	0	0-0	38	2	1	.976	
3 Warner, Devin	.000	3-0	3	0	0	0	0	0	0	0	.000	0	0	2	0	.000	0	0	0-0	0	0	0	.000	
5 Eaton, Jarrett	.000	6-0	2	1	0	0	0	0	0	0	.000	0	0	0	0	.000	0	0	1-1	2	0	0	1.000	
21 Henderson, Jackso	.000	3-0	1	1	0	0	0	0	0	0	.000	0	0	1	0	.000	0	0	0-0	1	0	0	1.000	
38 Olson, Brett	.000	1-0	0	0	0	0	0	0	0	0	.000	1	0	0	0	1.000	0	0	0-0	0	0	0	.000	
Totals	.265	24	810	144	215	40	3	16	124	309	.381	114	25	190	16	.367	15	12	36-44	693	242	24	.975	
Opponents	.219	24	850	91	186	35	4	15	80	274	.322	88	15	243	8	.301	6	8	25-32	642	237	31	.966	

LOB - Team (190), Opp (183). DPs turned - Team (10), Opp (17). IBB - Team (6), Howell, K. 2, Julien, E. 1, Williams, S. 1, Bliss, R. 1, Holland, W. 1, Opp (6). Picked off - Howell, K. 2, Scheffler, M 2, Ward, J. 1.

(Home games Sorted by Earned run avg)

Player	era	w-l	app	gs	cg	sho	sv	ip	h	r	er	bb	so	2b	3b	hr	b/avg	wp	hp	bks	sfa	sha		
44 Owen, Jack	0.33	3-0	5	3	1	1/1	0	27.0	13	1	1	3	26	1	0	1	.144	1	0	0	0	2		
32 Burns, Tanner	1.63	2-1	6	6	1	1/2	0	38.2	27	7	7	8	58	3	1	2	.196	3	1	0	1	0		
20 Greenhill, Cody	2.42	1-0	10	0	0	0/2	4	22.1	17	7	6	6	18	4	0	2	.213	2	4	0	1	0		
14 Anderson, Elliott	3.27	4-1	10	0	0	0/2	0	22.0	17	8	8	8	25	5	0	2	.207	1	0	0	0	0		
29 Skipper, Carson	3.42	2-1	9	4	0	0/1	2	23.2	22	12	9	7	28	3	2	3	.239	1	1	0	0	0		
18 Fuller, Brooks	3.43	1-0	9	3	0	0/0	1	21.0	15	14	8	17	17	0	1	3	.197	2	1	0	1	1		
40 Wade, Garrett	4.34	2-0	7	4	0	0/1	0	18.2	21	12	9	11	22	4	0	0	.276	5	2	0	1	1		
-----																								
23 Glavine, Peyton	0.00	0-0	4	0	0	0/0	0	3.0	3	0	0	3	5	1	0	0	.250	0	0	0	0	0		
37 Watson, Ryan	2.92	0-1	6	0	0	0/0	0	12.1	9	4	4	1	12	4	0	1	.209	0	0	0	1	1		
33 Morrison, Will	3.48	0-0	6	0	0	0/1	0	10.1	10	4	4	4	8	3	0	0	.263	1	3	0	0	0		
36 Gray, Kyle	3.86	1-1	5	1	0	0/1	0	7.0	5	5	3	9	4	2	0	0	.208	1	2	0	1	2		
13 Daniel, Davis	4.50	0-0	1	1	0	0/0	0	2.0	4	2	1	0	4	0	0	0	.364	0	0	0	0	0		
43 Fitts, Richard	5.27	2-1	6	1	0	0/0	0	13.2	16	8	8	4	8	3	0	1	.302	0	0	0	0	1		
31 Schilleci, Blake	6.75	0-0	3	0	0	0/0	0	5.1	2	4	4	4	6	0	0	0	.111	0	0	0	0	0		
8 Horn, Bailey	6.75	0-0	4	1	0	0/0	0	4.0	5	3	3	3	2	2	0	0	.294	1	1	0	0	0		
Totals	2.92	18-6	24	24	2	6/4	7	231.0	186	91	75	88	243	35	4	15	.219	18	15	0	6	8		
Opponents	5.26	6-18	24	24	0	1/1	2	214.0	215	144	125	114	190	40	3	16	.265	33	25	6	15	12		

PB - Team (3), Scheffler, M 3, Opp (2). Pickoffs - Team (3), Skipper, C. 1, Scheffler, M 1, Greenhill, C 1, Opp (5). SBA/ATT - Scheffler, M (19-25), Hall, C. (6-6), Burns, T. (4-6), Wade, G. (4-5), Morrison, W. (3-3), Owen, J. (2-3), Fuller, B. (2-2), Daniel, D. (2-2), Fitts, R. (1-2), Anderson, E. (1-2), Gray, K. (2-2), Watson, R. (1-2), Greenhill, C (1-1), Horn, B. (1-1), Skipper, C. (1-1).

**AWAY GAMES**



**2019 Auburn Baseball  
Overall Statistics for Auburn (as of Apr 30, 2019)  
(Away games Sorted by Batting avg)**



Record: 9-10 Home: 0-0 Away: 9-10 SEC: 4-8

Player	avg	gp-gs	ab	r	h	2b	3b	hr	rbi	tb	slg%	bb	hp	so	gdp	ob%	sf	sh	sb-att	po	a	e	fld%	
1 Ward, Judd	.338	19-19	77	15	26	4	2	1	17	37	.481	11	1	15	0	.427	0	1	3-3	32	3	3	.921	
24 Davis, Conor	.289	19-19	76	13	22	1	1	3	18	34	.447	5	3	18	1	.357	0	0	1-1	1	0	0	1.000	
4 Woley, Rankin	.286	19-19	77	12	22	4	0	3	8	35	.455	7	1	22	3	.349	1	0	1-1	142	8	0	1.000	
16 Howell, Kason	.286	18-18	70	9	20	1	0	0	8	21	.300	2	3	10	1	.325	2	1	4-5	45	0	1	.978	
9 Bliss, Ryan	.284	19-19	74	11	21	7	0	0	10	28	.378	7	2	18	2	.361	0	0	0-0	26	47	1	.986	
6 Scheffler, Matt	.265	18-17	68	9	18	5	0	0	7	23	.338	4	1	6	1	.315	0	0	2-2	132	7	5	.965	
41 Williams, Steven	.250	18-18	68	11	17	0	0	3	9	26	.382	10	0	15	1	.342	1	1	3-3	41	0	0	1.000	
17 Holland, Will	.186	19-19	70	9	13	3	0	2	8	22	.314	8	6	25	1	.321	0	2	2-3	20	44	3	.955	
10 Julien, Edouard	.181	19-19	72	13	13	6	0	2	13	25	.347	17	0	26	1	.333	1	0	1-1	11	18	2	.935	
-----																								
19 Moore, Brody	1.000	3-0	2	3	2	1	0	0	1	3	1.500	0	0	0	0	1.000	0	0	0-0	1	1	0	1.000	
38 Olson, Brett	1.000	1-0	1	0	1	0	0	0	0	1	1.000	0	0	0	0	1.000	0	0	0-0	1	0	0	1.000	
7 Johnson, Ed	.500	2-0	2	0	1	0	0	0	0	1	.500	0	0	1	0	.500	0	0	0-0	0	0	0	.000	
3 Warner, Devin	.429	4-1	7	1	3	0	0	0	3	3	.429	0	1	1	0	.500	0	0	0-0	1	0	0	1.000	
11 Hall, Chase	.167	5-2	6	2	1	0	0	0	1	1	.167	0	2	3	1	.375	0	0	0-0	23	0	1	.958	
2 Lau, Everett	.167	3-1	6	2	1	1	0	0	1	2	.333	1	0	3	0	.286	0	0	0-0	0	0	0	.000	
5 Eaton, Jarrett	.000	3-0	1	2	0	0	0	0	0	0	.000	0	0	1	0	.000	0	0	0-0	2	0	0	1.000	
21 Henderson, Jackso	.000	1-0	1	0	0	0	0	0	0	0	.000	0	0	1	0	.000	0	0	0-0	0	0	0	.000	
Totals	.267	19	678	112	181	33	3	14	104	262	.386	72	20	165	12	.352	5	5	17-19	483	158	20	.970	
Opponents	.296	19	645	121	191	41	1	18	109	288	.447	90	10	157	10	.386	9	12	21-25	513	188	25	.966	

LOB - Team (155), Opp (162). DPs turned - Team (12), Opp (13). IBB - Team (3), Julien, E. 3, Opp (1). Picked off - Holland, W. 1.

**(Away games Sorted by Earned run avg)**

Player	era	w-l	app	gs	cg	sho	sv	ip	h	r	er	bb	so	2b	3b	hr	b/avg	wp	hp	bk	sfa	sha
18 Fuller, Brooks	2.76	1-2	4	3	0	0/1	0	16.1	15	7	5	12	12	2	0	2	.259	4	1	0	0	1
14 Anderson, Elliott	4.00	1-0	9	1	0	0/0	0	18.0	19	13	8	10	19	5	0	1	.271	4	1	0	1	4
32 Burns, Tanner	4.21	2-2	5	5	0	0/0	0	25.2	20	16	12	12	29	8	0	2	.208	6	2	0	2	1
20 Greenhill, Cody	5.54	0-1	8	0	0	0/1	5	13.0	15	8	8	1	10	5	1	0	.273	0	1	0	0	0
43 Fitts, Richard	6.75	1-2	6	2	0	0/0	0	14.2	22	11	11	5	12	4	0	3	.344	3	0	0	0	0
-----																						
44 Owen, Jack	1.35	0-0	2	0	0	0/0	0	6.2	6	2	1	1	11	1	0	0	.231	0	0	0	1	0
31 Schilleci, Blake	4.05	0-1	4	0	0	0/0	0	6.2	12	3	3	2	8	2	0	0	.414	1	0	0	1	0
23 Glavine, Peyton	4.15	1-0	4	0	0	0/0	0	4.1	5	2	2	4	6	0	0	0	.278	0	0	0	0	0
33 Morrison, Will	5.59	0-0	8	0	0	0/0	0	9.2	10	6	6	1	4	3	0	1	.294	1	3	0	2	1
37 Watson, Ryan	6.39	0-0	8	1	0	0/1	0	12.2	19	9	9	9	14	2	0	1	.373	1	1	0	2	2
40 Wade, Garrett	7.56	1-0	5	2	0	0/0	0	8.1	8	8	7	9	11	1	0	1	.258	0	0	1	0	1
36 Gray, Kyle	9.95	0-1	5	1	0	0/0	0	6.1	8	7	7	4	5	1	0	2	.296	0	1	0	0	0
8 Horn, Bailey	10.24	1-0	6	1	0	0/0	0	9.2	14	12	11	4	9	3	0	3	.333	1	0	0	0	1
29 Skipper, Carson	16.00	1-1	7	3	0	0/0	0	9.0	18	17	16	16	7	4	0	2	.409	1	0	1	0	1
Totals	5.93	9-10	19	19	0	1/1	5	161.0	191	121	106	90	157	41	1	18	.296	22	10	2	9	12
Opponents	5.53	10-9	19	19	0	2/2	3	171.0	181	112	105	72	165	33	3	14	.267	13	20	2	5	5

PB - Team (6), Scheffler, M 3, Hall, C. 3, Opp (3). Pickoffs - Team (3), Wade, G. 1, Anderson, E. 1, Fuller, B. 1, Opp (1). SBA/ATT - Scheffler, M (21-22), Anderson, E. (4-5), Skipper, C. (3-3), Watson, R. (2-3), Wade, G. (2-3), Horn, B. (2-2), Fuller, B. (1-2), Gray, K. (1-1), Greenhill, C (1-1), Schilleci, B (1-1), Owen, J. (1-1), Morrison, W. (1-1), Glavine, P. (1-1), Fitts, R. (1-1).

**LAST FIVE GAMES**



**2019 Auburn Baseball  
Overall Statistics for Auburn (as of Apr 29, 2019)  
(Last Five Sorted by Batting avg)**



Record: 2-3 Home: 1-0 Away: 1-3 SEC: 1-3

Player	avg	gp-gs	ab	r	h	2b	3b	hr	rbi	tb	slg%	bb	hp	so	gdp	ob%	sf	sh	sb-att	po	a	e	fld%	
1 Ward, Judd	.435	5-5	23	7	10	2	0	0	3	12	.522	2	1	4	0	.500	0	0	2-2	11	1	0	1.000	
6 Scheffler, Matt	.400	4-4	15	3	6	2	0	0	3	8	.533	3	0	1	0	.500	0	0	0-0	31	0	2	.939	
24 Davis, Conor	.318	5-5	22	1	7	0	0	0	5	7	.318	1	0	6	0	.348	0	0	0-0	1	0	0	1.000	
9 Bliss, Ryan	.273	5-5	22	5	6	1	0	0	5	7	.318	3	0	4	1	.360	0	0	0-1	9	11	1	.952	
41 Williams, Steven	.267	4-4	15	3	4	0	0	0	0	4	.267	1	0	5	0	.313	0	0	0-0	9	0	0	1.000	
4 Woley, Rankin	.211	5-5	19	1	4	1	0	1	3	8	.421	2	0	5	1	.286	0	0	0-0	31	5	0	1.000	
10 Julien, Edouard	.150	5-5	20	1	3	1	0	0	4	4	.200	4	0	8	0	.280	1	0	0-0	3	4	0	1.000	
17 Holland, Will	.143	5-5	14	3	2	1	0	1	1	6	.429	5	2	5	0	.429	0	0	0-0	8	17	1	.962	
16 Howell, Kason	.133	4-4	15	1	2	0	0	0	0	2	.133	1	1	6	0	.235	0	0	0-0	7	0	0	1.000	
-----																								
19 Moore, Brody	1.000	1-0	2	2	2	1	0	0	1	3	1.500	0	0	0	0	1.000	0	0	0-0	1	0	0	1.000	
3 Warner, Devin	.600	2-1	5	1	3	0	0	0	3	3	.600	0	1	1	0	.667	0	0	0-0	1	0	0	1.000	
11 Hall, Chase	.250	1-1	4	2	1	0	0	0	1	1	.250	0	1	2	1	.400	0	0	0-0	13	0	0	1.000	
2 Lau, Everett	.250	1-1	4	2	1	1	0	0	1	2	.500	1	0	1	0	.400	0	0	0-0	0	0	0	.000	
5 Eaton, Jarrett	.000	1-0	1	1	0	0	0	0	0	0	.000	0	0	1	0	.000	0	0	0-0	1	0	0	1.000	
7 Johnson, Ed	.000	1-0	1	0	0	0	0	0	0	0	.000	0	0	1	0	.000	0	0	0-0	0	0	0	.000	
Totals	.280	5	182	33	51	10	0	2	30	67	.368	23	6	50	3	.377	1	0	2-3	129	47	4	.978	
Opponents	.335	5	176	33	59	12	1	7	31	94	.534	25	3	44	4	.420	3	2	7-10	137	43	5	.973	

LOB - Team (42), Opp (47). DPs turned - Team (6), Opp (3).

**(Last Five Sorted by Earned run avg)**

Player	era	w-l	app	gs	cg	sho	sv	ip	h	r	er	bb	so	2b	3b	hr	b/avg	wp	hp	bk	sfa	sha
31 Schilleci, Blake	0.00	0-0	2	0	0	0/0	0	5.0	6	0	0	1	6	1	0	0	.316	0	0	0	0	0
44 Owen, Jack	1.93	0-0	2	0	0	0/0	0	4.2	3	1	1	2	4	0	0	0	.176	0	0	0	1	0
37 Watson, Ryan	2.08	0-0	2	1	0	0/0	0	4.1	5	1	1	3	6	0	0	1	.294	0	1	0	0	1
33 Morrison, Will	2.45	0-0	3	0	0	0/0	0	3.2	5	1	1	1	2	1	0	0	.357	1	1	0	1	0
18 Fuller, Brooks	7.11	0-1	2	2	0	0/0	0	6.1	9	7	5	4	7	0	0	3	.346	1	1	0	0	0
20 Greenhill, Cody	9.64	1-0	2	0	0	0/0	0	4.2	8	5	5	0	2	3	1	1	.381	0	0	0	0	0
-----																						
8 Horn, Bailey	0.00	0-0	1	0	0	0/0	0	1.0	1	0	0	0	3	1	0	0	.250	0	0	0	0	0
23 Glavine, Peyton	5.40	1-0	2	0	0	0/0	0	1.2	2	1	1	3	2	0	0	0	.286	0	0	0	0	0
40 Wade, Garrett	5.40	0-0	2	0	0	0/0	0	1.2	2	1	1	0	1	0	0	0	.333	0	0	0	0	0
29 Skipper, Carson	7.71	0-0	2	0	0	0/0	0	2.1	3	2	2	4	1	1	0	0	.300	0	0	1	0	0
14 Anderson, Elliott	9.00	0-0	1	0	0	0/0	0	3.0	5	5	3	2	3	1	0	0	.385	3	0	0	0	0
32 Burns, Tanner	11.57	0-1	1	1	0	0/0	0	2.1	4	5	3	4	4	2	0	1	.444	1	0	0	1	1
43 Fitts, Richard	15.43	0-1	1	1	0	0/0	0	2.1	6	4	4	1	3	2	0	1	.462	2	0	0	0	0
Totals	5.65	2-3	5	5	0	0/0	0	43.0	59	33	27	25	44	12	1	7	.335	8	3	1	3	2
Opponents	5.91	3-2	5	5	0	0/0	2	45.2	51	33	30	23	50	10	0	2	.280	3	6	1	1	0

PB - Team (1), Scheffler, M 1. Pickoffs - Team (3), Anderson, E. 1, Wade, G. 1, Fuller, B. 1. SBA/ATT - Scheffler, M (7-7), Anderson, E. (2-3), Wade, G. (1-2), Fuller, B. (1-2), Skipper, C. (1-1), Watson, R. (1-1), Greenhill, C (1-1).



**LAST 10 GAMES**



**2019 Auburn Baseball  
Overall Statistics for Auburn (as of Apr 29, 2019)  
(Last 10 Sorted by Batting avg)**



Record: 4-6 Home: 2-1 Away: 2-5 SEC: 3-5

Player	avg	gp-gs	ab	r	h	2b	3b	hr	rbi	tb	slg%	bb	hp	so	gdp	ob%	sf	sh	sb-att	po	a	e	fld%	
1 Ward, Judd	.350	10-10	40	11	14	4	0	0	6	18	.450	8	1	10	0	.469	0	1	2-2	17	3	1	.952	
6 Scheffler, Matt	.314	9-9	35	6	11	2	0	0	4	13	.371	4	0	2	1	.385	0	0	0-0	77	1	3	.963	
9 Bliss, Ryan	.297	10-10	37	7	11	2	0	0	6	13	.351	6	1	8	2	.400	1	0	1-2	14	30	2	.957	
4 Woley, Rankin	.275	10-10	40	2	11	2	0	1	3	16	.400	2	0	9	1	.310	0	0	0-0	76	6	0	1.000	
24 Davis, Conor	.262	10-10	42	6	11	0	0	3	11	20	.476	3	0	12	0	.311	0	0	0-0	1	0	0	1.000	
41 Williams, Steven	.219	9-9	32	4	7	0	0	0	2	7	.219	3	0	7	0	.278	1	0	1-1	17	0	0	1.000	
16 Howell, Kason	.216	9-9	37	3	8	0	0	0	2	8	.216	1	3	13	0	.293	0	0	1-1	16	1	0	1.000	
10 Julien, Edouard	.179	10-10	39	5	7	3	0	1	9	13	.333	6	0	15	0	.277	2	0	1-1	7	8	1	.938	
17 Holland, Will	.161	10-10	31	5	5	2	0	2	4	13	.419	7	2	9	0	.350	0	1	0-0	11	29	1	.976	
-----																								
19 Moore, Brody	1.000	2-0	2	2	2	1	0	0	1	3	1.500	0	0	0	0	1.000	0	0	0-0	1	1	0	1.000	
38 Olson, Brett	1.000	1-0	1	0	1	0	0	0	0	1	1.000	0	0	0	0	1.000	0	0	0-0	1	0	0	1.000	
3 Warner, Devin	.500	3-1	6	1	3	0	0	0	3	3	.500	0	1	1	0	.571	0	0	0-0	1	0	0	1.000	
7 Johnson, Ed	.500	2-0	2	0	1	0	0	0	0	1	.500	0	0	1	0	.500	0	0	0-0	0	0	0	.000	
11 Hall, Chase	.250	2-1	4	2	1	0	0	0	1	1	.250	0	1	2	1	.400	0	0	0-0	14	0	0	1.000	
2 Lau, Everett	.200	2-1	5	2	1	1	0	0	1	2	.400	1	0	2	0	.333	0	0	0-0	0	0	0	.000	
21 Henderson, Jackso	.000	1-0	1	0	0	0	0	0	0	0	.000	0	0	1	0	.000	0	0	0-0	0	0	0	.000	
5 Eaton, Jarrett	.000	2-0	1	1	0	0	0	0	0	0	.000	0	0	1	0	.000	0	0	0-0	2	0	0	1.000	
Totals	.265	10	355	57	94	17	0	7	53	132	.372	41	9	93	5	.352	4	2	6-7	258	98	10	.973	
Opponents	.310	10	342	57	106	15	2	10	54	155	.453	47	6	88	7	.398	5	6	15-19	269	88	12	.967	

LOB - Team (85), Opp (91). DPs turned - Team (10), Opp (5). IBB - Team (1), Williams, S. 1, Opp (1).

**(Last 10 Sorted by Earned run avg)**

Player	era	w-l	app	gs	cg	sho	sv	ip	h	r	er	bb	so	2b	3b	hr	b/avg	wp	hp	bks	sfa	sha
18 Fuller, Brooks	3.65	1-1	3	3	0	0/1	0	12.1	13	7	5	7	11	0	0	3	.283	3	1	0	0	0
37 Watson, Ryan	3.86	0-0	5	1	0	0/1	0	7.0	11	3	3	7	10	1	0	1	.379	1	1	0	0	2
14 Anderson, Elliott	4.63	0-0	3	0	0	0/0	0	11.2	11	8	6	5	13	1	0	2	.250	4	0	0	0	2
20 Greenhill, Cody	5.00	1-0	4	0	0	0/1	2	9.0	8	5	5	1	7	3	1	1	.235	0	0	0	0	0
43 Fitts, Richard	6.52	1-2	3	2	0	0/0	0	9.2	15	7	7	1	9	2	0	1	.357	2	0	0	0	0
32 Burns, Tanner	7.36	0-2	2	2	0	0/0	0	7.1	11	8	6	7	11	2	1	2	.379	1	1	0	1	1
-----																						
44 Owen, Jack	1.93	0-0	2	0	0	0/0	0	4.2	3	1	1	2	4	0	0	0	.176	0	0	0	1	0
31 Schilleci, Blake	3.18	0-1	3	0	0	0/0	0	5.2	9	2	2	2	6	1	0	0	.391	1	0	0	1	0
40 Wade, Garrett	4.15	0-0	3	1	0	0/0	0	4.1	7	5	2	1	3	1	0	0	.350	0	1	0	1	0
29 Skipper, Carson	5.40	0-0	3	1	0	0/0	0	5.0	4	3	3	8	4	1	0	0	.211	0	0	1	0	0
23 Glavine, Peyton	5.40	1-0	2	0	0	0/0	0	1.2	2	1	1	3	2	0	0	0	.286	0	0	0	0	0
8 Horn, Bailey	7.71	0-0	2	0	0	0/0	0	2.1	3	2	2	1	5	1	0	0	.300	1	0	0	0	0
33 Morrison, Will	8.31	0-0	4	0	0	0/0	0	4.1	7	4	4	1	2	2	0	0	.412	1	2	0	1	1
36 Gray, Kyle	9.00	0-0	1	0	0	0/0	0	1.0	2	1	1	1	1	0	0	0	.400	0	0	0	0	0
Totals	5.02	4-6	10	10	0	1/1	2	86.0	106	57	48	47	88	15	2	10	.310	14	6	1	5	6
Opponents	5.32	6-4	10	10	0	0/0	4	89.2	94	57	53	41	93	17	0	7	.265	7	9	1	4	2

PB - Team (1), Scheffler, M 1, Opp (2). Pickoffs - Team (3), Anderson, E. 1, Wade, G. 1, Fuller, B. 1. SBA/ATT - Scheffler, M (15-16), Wade, G. (4-5), Anderson, E. (2-3), Watson, R. (2-2), Horn, B. (2-2), Burns, T. (1-2), Fuller, B. (1-2), Skipper, C. (2-2), Greenhill, C (1-1).

**GAMES SUMMARY**



**2019 Auburn Baseball  
Games Summary for Auburn (as of Apr 29, 2019)  
(All games)**



Score by innings	1	2	3	4	5	6	7	8	9	EX	Total
Auburn	28	29	36	24	34	24	32	37	10	5	259
Opponents	30	34	20	28	20	21	21	33	3	8	218

**Record when ...**

Overall	27-17	After 6 leading	21-1
Conference	10-11	..... trailing	2-14
Non-Conference	17-6	..... tied	4-2
Home games	18-6	After 7 leading	23-1
Away games	9-10	..... trailing	1-13
Neutral site	0-1	..... tied	3-3
Day games	15-7	After 8 leading	27-0
Night games	12-10	..... trailing	0-16
vs Left starter	5-4	..... tied	0-1
vs Right starter	22-13		
1-Run games	3-0	Hit 0 home runs	13-11
2-Run games	5-2	... 1 home run	9-4
5+Run games	12-8	... 2+ home runs	5-2
Extra innings	2-2		
Shutouts	7-3	Opponent 0 home runs	17-6
		..... 1 home run	5-7
		..... 2+ HRs	5-4
Scoring 0-2 runs	2-7		
..... 3-5 runs	8-5		
..... 6-9 runs	10-4	Made 0 errors	11-4
..... 10+ runs	7-1	.... 1 error	7-7
		.... 2+ errors	9-6
Opponent 0-2 runs	15-0		
..... 3-5 runs	10-5	Opp. made 0 errors	7-6
..... 6-9 runs	2-7	..... 1 error	9-5
..... 10+ runs	0-5	..... 2+ errors	11-6
Scored in 1st inning	10-3	Out-hit opponent	16-2
Opp. scored in 1st	10-6	Out-hit by opponent	6-13
Scores first	12-6	Hits are tied	5-2
Opp. scores first	15-11		

**Record when team scores:**

Runs	0	1	2	3	4	5	6	7	8	9	10+
W-L	0-3	0-2	2-2	0-3	3-0	5-2	5-4	3-0	1-0	1-0	7-1

**Record when opponent scores:**

Runs	0	1	2	3	4	5	6	7	8	9	10+
W-L	7-0	2-0	6-0	4-0	1-3	5-2	0-2	0-1	0-1	2-3	0-5

**Record when leading after:**

Inn.	1	2	3	4	5	6	7	8
W-L	7-2	10-3	14-5	17-2	19-2	21-1	23-1	27-0

**Record when trailing after:**

Inn.	1	2	3	4	5	6	7	8
W-L	6-6	10-9	9-11	6-14	4-13	2-14	1-13	0-16

**Record when tied after:**

Inn.	1	2	3	4	5	6	7	8
W-L	14-9	7-5	4-1	4-1	4-2	4-2	3-3	0-1

Current losing streak: 3  
 Longest winning streak: 15  
 Longest losing streak: 4

Home attendance : 78535 ( 24 dates avg = 3272 )  
 Away attendance : 105010 ( 20 dates avg = 5250 )  
 Total attendance: 183545 ( 44 dates avg = 4171 )

**HITTERS CAREER VS ALABAMA**

## Bliss, Ryan

Year	avg	gp-gs	ab	r	h	2b	3b	hr	rbi	tb	slg%	bb	hbp	so	gdp	ob%	sf	sh	sb-att	po	a	e	fld%
2019	.000	1-1	4	0	0	0	0	0	0	0	.000	0	0	1	0	.000	0	0	0-0	3	2	0	1.000

## Davis, Conor

Year	avg	gp-gs	ab	r	h	2b	3b	hr	rbi	tb	slg%	bb	hbp	so	gdp	ob%	sf	sh	sb-att	po	a	e	fld%
2017	.143	4-4	21	1	3	0	0	0	1	3	.143	1	0	4	1	.182	0	0	0-0	0	0	0	.000
2018	.500	3-2	10	3	5	1	0	0	2	6	.600	0	0	0	0	.500	0	0	0-0	4	0	0	1.000
2019	.500	1-1	4	0	2	0	0	0	0	2	.500	0	0	0	0	.500	0	0	0-0	0	0	0	.000
TOTAL	.286	8-7	35	4	10	1	0	0	3	11	.314	1	0	4	1	.306	0	0	0-0	4	0	0	1.000

## Holland, Will

Year	avg	gp-gs	ab	r	h	2b	3b	hr	rbi	tb	slg%	bb	hbp	so	gdp	ob%	sf	sh	sb-att	po	a	e	fld%
2017	.250	4-3	12	3	3	0	0	0	0	3	.250	4	0	2	0	.438	0	1	1-1	4	13	2	.895
2018	.471	4-4	17	10	8	1	0	2	3	15	.882	2	1	2	0	.550	0	1	1-1	3	13	0	1.000
2019	.000	1-1	3	1	0	0	0	0	0	0	.000	1	1	1	0	.400	0	0	1-1	2	4	0	1.000
TOTAL	.344	9-8	32	14	11	1	0	2	3	18	.563	7	2	5	0	.488	0	2	3-3	9	30	2	.951

## Howell, Kason

Year	avg	gp-gs	ab	r	h	2b	3b	hr	rbi	tb	slg%	bb	hbp	so	gdp	ob%	sf	sh	sb-att	po	a	e	fld%
2019	.000	1-1	3	0	0	0	0	0	0	0	.000	1	0	1	0	.250	0	0	0-0	3	0	0	1.000

## Julien, Edouard

Year	avg	gp-gs	ab	r	h	2b	3b	hr	rbi	tb	slg%	bb	hbp	so	gdp	ob%	sf	sh	sb-att	po	a	e	fld%
2018	.333	4-4	15	6	5	0	0	3	11	14	.933	6	0	3	0	.524	0	0	0-1	0	0	0	.000
2019	.333	1-1	3	0	1	0	0	0	1	1	.333	1	0	0	0	.500	0	0	0-0	2	4	0	1.000
TOTAL	.333	5-5	18	6	6	0	0	3	12	15	.833	7	0	3	0	.520	0	0	0-1	2	4	0	1.000

## Scheffler, Matt

Year	avg	gp-gs	ab	r	h	2b	3b	hr	rbi	tb	slg%	bb	hbp	so	gdp	ob%	sf	sh	sb-att	po	a	e	fld%
2019	.250	1-1	4	0	1	0	0	0	0	1	.250	0	0	0	0	.250	0	0	0-0	6	1	0	1.000

## Ward, Judd

Year	avg	gp-gs	ab	r	h	2b	3b	hr	rbi	tb	slg%	bb	hbp	so	gdp	ob%	sf	sh	sb-att	po	a	e	fld%
2018	.222	3-2	9	0	2	0	0	0	1	2	.222	0	0	1	0	.222	0	0	0-0	9	1	0	1.000
2019	.333	1-1	3	1	1	0	0	0	0	1	.333	1	0	0	0	.500	0	0	0-0	0	0	1	.000
TOTAL	.250	4-3	12	1	3	0	0	0	1	3	.250	1	0	1	0	.308	0	0	0-0	9	1	1	.909

## Williams, Steven

Year	avg	gp-gs	ab	r	h	2b	3b	hr	rbi	tb	slg%	bb	hbp	so	gdp	ob%	sf	sh	sb-att	po	a	e	fld%
2018	.571	4-4	14	7	8	1	0	1	8	12	.857	5	0	2	0	.650	1	0	0-0	10	0	1	.909
2019	.400	1-1	5	1	2	1	0	0	0	3	.600	0	0	2	0	.400	0	0	0-0	1	0	1	.500
TOTAL	.526	5-5	19	8	10	2	0	1	8	15	.789	5	0	4	0	.600	1	0	0-0	11	0	2	.846

## Woley, Rankin

Year	avg	gp-gs	ab	r	h	2b	3b	hr	rbi	tb	slg%	bb	hbp	so	gdp	ob%	sf	sh	sb-att	po	a	e	fld%
2019	.250	1-1	4	0	1	0	0	0	1	1	.250	0	0	2	0	.250	0	0	0-0	7	1	0	1.000

**PITCHERS CAREER VS ALABAMA**

Anderson, Elliott

Year	era	w-l	app	gs	cq	sho	sv	ip	h	r	er	bb	so	2b	3b	hr	bf	bavg	wp	hbp	bk	sfa	sha
2017	0.00	0-0	1	0	0	0/0	0	0.2	0	0	0	1	0	0	0	0	3	.000	0	0	0	0	0
2018	0.00	0-0	1	0	0	0/0	0	0.0	0	0	0	1	0	0	0	0	1	.000	0	0	0	0	0
TOTAL	0.00	0-0	2	0	0	0/0	0	0.2	0	0	0	2	0	0	0	0	4	.000	0	0	0	0	0

Burns, Tanner

Year	era	w-l	app	gs	cq	sho	sv	ip	h	r	er	bb	so	2b	3b	hr	bf	bavg	wp	hbp	bk	sfa	sha
2018	0.00	1-0	1	1	0	0/1	0	7.0	4	0	0	1	7	3	0	0	25	.167	0	0	0	0	0

Fitts, Richard

Year	era	w-l	app	gs	cq	sho	sv	ip	h	r	er	bb	so	2b	3b	hr	bf	bavg	wp	hbp	bk	sfa	sha
2019	0.00	0-0	1	0	0	0/0	0	3.2	3	0	0	1	1	1	0	0	14	.250	0	1	0	0	0

Greenhill, Cody

Year	era	w-l	app	gs	cq	sho	sv	ip	h	r	er	bb	so	2b	3b	hr	bf	bavg	wp	hbp	bk	sfa	sha
2018	0.00	0-0	1	0	0	0/1	0	2.0	2	0	0	1	4	1	0	0	10	.250	0	1	0	0	0

Morrison, Will

Year	era	w-l	app	gs	cq	sho	sv	ip	h	r	er	bb	so	2b	3b	hr	bf	bavg	wp	hbp	bk	sfa	sha
2019	99.00	0-0	1	0	0	0/0	0	0.0	0	1	1	1	0	0	0	0	1	.000	0	0	0	0	0

Owen, Jack

Year	era	w-l	app	gs	cq	sho	sv	ip	h	r	er	bb	so	2b	3b	hr	bf	bavg	wp	hbp	bk	sfa	sha
2018	0.00	1-0	1	1	0	0/0	0	4.0	1	0	0	2	4	0	0	0	16	.077	0	1	0	0	0

Wade, Garrett

Year	era	w-l	app	gs	cq	sho	sv	ip	h	r	er	bb	so	2b	3b	hr	bf	bavg	wp	hbp	bk	sfa	sha
2019	4.91	0-0	1	1	0	0/0	0	3.2	4	3	2	5	4	0	0	0	18	.333	0	0	0	0	1

Watson, Ryan

Year	era	w-l	app	gs	cq	sho	sv	ip	h	r	er	bb	so	2b	3b	hr	bf	bavg	wp	hbp	bk	sfa	sha
2017	2.25	0-1	2	0	0	0/0	0	4.0	3	2	1	2	5	2	0	0	17	.214	1	0	0	1	0
2019	13.50	0-0	1	0	0	0/0	0	0.2	2	1	1	1	0	1	0	0	5	.500	1	0	0	0	0
TOTAL	3.86	0-1	3	0	0	0/0	0	4.2	5	3	2	3	5	3	0	0	22	.278	2	0	0	1	0

# TV/RADIO ROSTER



1 JUDD WARD



2 EVERETT LAU




3 DEVIN WARNER




4 RANKIN WOLEY



5 JARRETT EATON



6 MATT SCHEFFLER



7 ED JOHNSON



8 BAILEY HORN



9 RYAN BLISS



10 EDOUARD JULIEN



11 CHASE HALL



12 RYAN HOERTER



13 DAVIS DANIEL



14 ELLIOT ANDERSON



16 KASON HOWELL




17 WILL HOLLAND



18 BROOKS FULLER



19 BRODY MOORE



20 CODY GREENHILL



21 JACKSON HENDERSON



22 FORD LUTTRELL



23 PEYTON GLAVINE




24 CONOR DAVIS




25 DAWSON SWEATT



26 TROY BEARDEN



29 CARSON SKIPPER



31 BLAKE SCHILLECI



32 TANNER BURNS



33 WILL MORRISON



36 KYLE GRAY



37 RYAN WATSON




38 BRETT OLSON




40 GARRETT WADE



41 STEVEN WILLIAMS



43 RICHARD FITTS



44 JACK OWEN



30 BUTCH THOMPSON



35 KARL NONEMAKER



39 GABE GROSS



34 STEVE SMITH