



CRIMSON TIDE

BASEBALL

24 NCAA Tournament Appearances » 5 CWS Appearances » 14 SEC Championships » 67 Major League Players



GAMES 46-48



ALABAMA *at* AUBURN

MAY 3-5, 2019 / AUBURN, ALA.
PLAINSMAN PARK (4,096)

TV: SEC NETWORK+ / SEC NETWORK

(PxP: Andy Burcham, Color: Gregg Olson / PxP: Mike Morgan, Color: Lance Cormier)

RADIO: CRIMSON TIDE SPORTS NETWORK

(Play-By-Play: Chris Stewart, Color: Lee Tracey)

CRIMSON TIDE

2019 Record 26-19
2019 SEC Record 5-16
Head Coach Brad Bohannon
Record at Alabama (Years) 53-48 (2nd)
Career Record (Years) 53-48 (2nd)

TIGERS

2019 Record 27-17
2019 SEC Record 10-11
Head Coach Butch Thompson
Record at Auburn (Years) 130-99 (4th)
Career Record (Years) 169-111 (5th)

INSIDE THE SERIES

Overall: 297th Meeting on Friday (Alabama leads, 162-134)
Alabama's Record: *At Home:* 80-49 | *In Auburn:* 55-59 | *At Neutral Sites:* 27-26
Current Streak: Alabama, Won 1
Last Meeting: March 26, 2019 in Montgomery - Capital City Classic (Alabama, 1-0 || W, 6-3)
Series Notes: Alabama is currently riding a seven-game winning streak at Plainsman Park, tying for the longest win streak at Auburn in Crimson Tide history.

PROBABLE STARTING PITCHING MATCHUPS

FRIDAY	W-L	ERA	G/GS	IP	H	R	ER	BB	SO
UA - Sam Finnerty (Sr., RHP)	6-5	3.74	11/11	65.0	65	28	27	9	50
AU - Jack Owen (So., LHP)	3-0	0.53	7/3	33.2	19	3	2	4	37
SATURDAY	W-L	ERA	G/GS	IP	H	R	ER	BB	SO
UA - Brock Love (R-Jr., RHP)	4-4	5.11	12/10	44.0	42	28	25	20	54
AU - Brooks Fuller (Fr., LHP)	2-2	3.13	13/6	37.1	30	21	13	29	29
SUNDAY	W-L	ERA	G/GS	IP	H	R	ER	BB	SO
UA - TBA									
AU - TBA									

2019 SCHEDULE

Opponent	TV	Time (CT)/Result
FEBRUARY (7-2)		
15 PRESBYTERIAN	SEC Network+	W, 7-2
16 PRESBYTERIAN	SEC Network+	L, 1-4
PRESBYTERIAN	SEC Network+	W, 9-4
18 JACKSONVILLE STATE	SEC Network+	W, 13-2
22 BALL STATE	SEC Network+	W, 7-1
23 BALL STATE	SEC Network+	L, 5-8
24 BALL STATE	SEC Network+	W, 6-0
26 NORTH ALABAMA	SEC Network+	W, 8-0
27 NORTH ALABAMA	SEC Network+	W, 4-1
MARCH (13-7)		
1 at South Alabama		W, 7-3
2 at South Alabama		W, 10-5
at South Alabama		W, 6-1
5 UAB	SEC Network+	W, 4-3
6 SOUTH DAKOTA STATE	SEC Network+	(14) W, 5-4
8 NORTHERN KENTUCKY	SEC Network+	W, 15-1
9 NORTHERN KENTUCKY	SEC Network+	W, 9-4
10 NORTHERN KENTUCKY	SEC Network+	W, 10-1
12 MIDDLE TENNESSEE	SEC Network+	W, 2-0
15 at #8 Ole Miss*	SEC Network+	L, 0-1
16 at #8 Ole Miss*	SEC Network+	W, 8-6
17 at #8 Ole Miss*	SEC Network+	L, 2-12
19 MAINE	SEC Network+	W, 16-0
22 #9 ARKANSAS*	SEC Network+	L, 3-12
23 #9 ARKANSAS*	SEC Network+	W, 10-0
24 #9 ARKANSAS*	SEC Network+	L, 2-10
26 vs. #12 Auburn ¹	SEC Network	W, 6-3
29 at #15 Florida*	SEC Network+	L, 1-3
30 at #15 Florida*	SEC Network+	L, 3-12
31 at #15 Florida*	SEC Network+	L, 3-6
APRIL (6-10)		
2 TROY	SEC Network+	L, 4-8
5 SOUTH CAROLINA*	SEC Network+	W, 9-0
SOUTH CAROLINA*	SEC Network	W, 4-1
6 SOUTH CAROLINA*	SEC Network+	(12) L, 4-5
9 at Samford	ESPN+	W, 21-2
12 at #5 Mississippi State*	SEC Network+	L, 0-6
13 at #5 Mississippi State*	SEC Network+	L, 1-9
14 at #5 Mississippi State*	SEC Network	L, 3-13
16 at UAB ²	C-USA TV	W, 3-2
19 #5 VANDERBILT*	SEC Network+	L, 4-7
20 #5 VANDERBILT*	SEC Network	L, 5-13
21 #5 VANDERBILT*	SEC Network+	L, 0-2
24 at Jacksonville State	ESPN+	W, 6-3
26 #14 LSU*	SEC Network+	W, 6-1
27 #14 LSU*	SEC Network+	L, 2-5
28 #14 LSU*	SEC Network+	L, 4-5
MAY (0-0)		
3 at Auburn*	SEC Network+	6 P.M.
4 at Auburn*	SEC Network	7 P.M.
5 at Auburn*	SEC Network	3 P.M.
8 at Troy		6 P.M.
10 TEXAS A&M*	SEC Network+	6 P.M.
11 TEXAS A&M*	SEC Network+	2 P.M.
12 TEXAS A&M*	SEC Network	2 P.M.
14 SAMFORD	SEC Network+	6 P.M.
16 at Georgia*	SEC Network+	6 P.M.
17 at Georgia*	SEC Network	6 P.M.
18 at Georgia*	SEC Network+	1 P.M.
21-26 SEC Tournament ³	SEC Network/ESPN2	TBA

(1) - MAX Capital City Classic at Riverwalk Stadium (Montgomery, Ala.)
(2) - Regions Field (Birmingham, Ala.)
(3) - SEC Baseball Tournament at Hoover Metropolitan Stadium (Hoover, Ala.)
* Southeastern Conference game
BOLD indicates home game
Rankings are Baseball America or USA Today Coaches (highest ranking listed)

SOCIAL MEDIA: Follow us on Twitter and Instagram @AlabamaBSB Like us on Facebook at AlabamaBSB

Follow **ALABAMA BASEBALL** on the social media sites listed for up-to-date news, exclusive content and more.

ALABAMA		AUBURN	
2019 STATS		Season	2019 STATS
.263		Average	.266
5.7		Runs / Game	5.9
8.9		Hits / Game	9.2
75		Doubles	74
8		Triples	6
38		Home Runs	30
234		Runs Batted In	230
240/348		Walks / Strikeouts	190/362
45-62		Stolen Bases	54-64
405.0		Innings Pitched	400.0
3.80		ERA	4.18
4.2		Runs Allowed / Game	5.0
8.2		Hits Allowed / Game	8.8
142/395		Walks / Strikeouts	186/405
.979		Fielding Percentage	.972
35		Errors	46
28		Double Plays	23

ALABAMA		AUBURN	
2019 STATS		Season	2019 STATS
Robinson .314		Average	.294 Davis/Ward
Gentry/Reeves 29		Runs	36 Julien
Gentry 48		Hits	49 Woley
Three 12		Doubles	12 Julien
Breaux/McCullough 2		Triples	2 Ward
Gentry 10		Home Runs	8 Julien
Gentry 33		Runs Batted In	41 Julien
McCullough/Williamson 32		Walks	34 Julien
Auerbach/Robinson 6		Stolen Bases	13 Holland/Howell
Williamson .439		On-Base %	.411 Ward
Reeves .510		Slugging %	.481 Julien
Finnerty 65.0		Innings Pitched	64.1 Burns
Medders/Randolph 18		Appearances	19 Anderson
Rukes 1.48		ERA (reliever)	3.57 Greenhill
Finnerty 6		Wins	5 Anderson
Randolph 7		Saves	9 Greenhill
Love 54		Strikeouts	87 Burns

ABOUT AUBURN

• Alabama and Auburn will meet for the 297th time in series history when the two teams open the series on Friday night. The Crimson Tide holds the all-time advantage, 162-134, but trail the Tigers on the Plains by a 59-55 margin.

• The Crimson Tide is currently riding a seven-game winning streak at Plainsman Park, tying for the longest winning streak at AU in program history. The active streak is tied with a seven-gamer from May 6, 1955-April 21, 1958. Alabama took game three of the series finale in 2013 to clinch that series and start the current streak. The Crimson Tide then swept the Tigers in 2015, punctuated by a 14-4 win on getaway day. The most recent trip to Plainsman Park saw the Tide sweep then-No. 4 AU for three of Alabama's five SEC wins that year.

• The two teams last met on March 26 of this season in Montgomery for the annual MAX Capital City Classic. A three-run eighth helped UA secure the win, the Tide's first in the game since 2014. The offense was led by game MVP Drew Williamson, who finished a perfect 4-for-4 with a double and two runs scored. Jeremy Randolph earned the win thanks to 2.1 scoreless innings that included two strikeouts.

• Butch Thompson is in his fourth year leading the Auburn program and entered 2019 with a record of 103-82 at Auburn and a career mark of 142-94 across five seasons as a collegiate head coach. A graduate of Birmingham-Southern, Thompson is assisted by Karl Nonemaker and Gabe Gross along with volunteer assistant Steve Smith.

• Auburn returned 15 letterwinners, including six positional starters and nine pitchers, from the 2018 team that finished 43-23 overall and 15-15 in SEC action to finish third in the West. AU advanced to an NCAA Super Regional a season ago, falling to the Florida Gators, 2-1, in Gainesville. The 2019 roster is without 14 lettermen from last year's squad, a number that includes four positional starters and five pitchers. The 2019 Tigers roster features 19 newcomers.

• The Tigers were selected to finish fourth in the West and seventh overall in the SEC in the league's preseason poll, as voted on by the conference's head coaches.

ALABAMA IN THE POLLS					
	BA	CBN	D1	NCBWA	USA Today
Preseason	--	--	--	--	--
Feb. 18	--	--	--	--	--
Feb. 25	--	--	--	--	--
March 4	--	--	--	RV	--
March 11	--	26	--	RV	RV
March 18	--	--	--	RV	RV
March 25	--	--	--	RV	RV
April 1	--	--	--	--	--
April 8	--	--	--	--	--
April 15	--	--	--	--	--
April 22	--	--	--	--	--
April 29	--	--	--	--	--
May 6					
May 13					
May 20					
May 27					

2019 SEC STANDINGS		
EASTERN DIVISION		
SCHOOL	OVERALL	SEC
Vanderbilt	35-9	15-6
Georgia	34-12	13-8
Missouri	31-15-1	10-10-1
Florida	28-18	9-12
Tennessee	31-14	9-12
Kentucky	22-22	5-16
South Carolina	24-20	5-16
WESTERN DIVISION		
SCHOOL	OVERALL	SEC
Arkansas	35-11	15-6
LSU	29-16	13-8
Ole Miss	30-16	13-8
Mississippi State	36-9	13-8
Texas A&M	31-15-1	11-9-1
Auburn	27-17	10-11
Alabama	26-19	5-16

CRIMSON TIDE AT A GLANCE	
Overall Record.....	26-19
Current Streak.....	Lost 2
Series Record.....	8-6-0
Home	18-11
Road	7-8
Neutral	1-0
Day/Night	13-11/13-8
vs. Top-25 Teams	4-15
In February	7-2
In March	13-7
In April	6-10
In May	0-0
In June	0-0
vs. RHS/LHS	18-16/8-3
Alabama Scores First	21-3
Comeback Wins	8
Losses After Leading	4
Extra Innings	1-1
One-Run Games	3-3
Two-Run Games	2-2
Leading After 6/7/8	23-0/23-0/25-0
Trailing After 6/7/8	0-18/0-18/0-18
Alabama Out-Hits Opponent	21-2
Opponent Out-Hits Alabama	0-16
Two Teams Match on Hits	5-1

QUICK FACTS

UNIVERSITY

Location	Tuscaloosa, Ala.
Founded	April 12, 1831
Enrollment	38,392
Conference	Southeastern
Colors	Crimson and White
Nickname	Crimson Tide
President	Dr. Stuart Bell
Director of Athletics	Greg Byrne

FACULTY ATHLETICS

Representative	Dr. James King
Sport Administrator	Chris Besanceney
Arena (Capacity)	Sewell-Thomas Stadium (5,867+)

COACHING STAFF

Head Coach	Brad Bohannon
Alma Mater	Berry College, 1998
Record at Alabama	53-48 (Second Season)
Assistant Coach	Jason Jackson (Second Season)
Assistant Coach	Jerry Zulli (Second Season)
Assistant Coach	Matt Reida (First Season)
Director of Operations	Jack Hoehl
Strength and Conditioning	Brett Price
Athletic Trainer	Sean Stryker

TEAM INFORMATION

2018 Record	27-29
2018 SEC Record/Finish	8-22/14th
2018 H/A/N Record	22-13/5-15/0-1
Letterwinners Returning/Lost	13/18
Starting Position Players Returning/Lost	3/6
Starting Pitchers Returning/Lost	2/1
Newcomers	22

PROGRAM HISTORY

All-Time Record	2,637-1,649-25 (.615)
SEC Record	962-836-5 (.535)
SEC Tournament Record	49-43 (.533)
SEC Championships	14
SEC Divisional Championships	11
NCAA Tournament Appearances	24
CWS Appearances	5

ATHLETICS COMMUNICATIONS

Baseball Contact	Alex Thompson
Office	205-348-6084
Cell	440-666-7615
E-mail	athompson@ia.ua.edu
Fax	205-348-8841
Website	www.RollTide.com
Mailing Address	1201 Coliseum Drive Room 170 Tuscaloosa, AL 35487

HOW TO FOLLOW ALABAMA BASEBALL

Get all the latest information on the team by following @AlabamaBSB on Twitter and Instagram and on Facebook at Alabama Baseball. General athletic news can be found at UA_Athletics on Twitter and Instagram and AlabamaAthletics on Facebook.

ABOUT ALABAMA

Alabama closed out its week at 2-2 overall. The Crimson Tide first took down Jacksonville State, 6-3, on the road before returning home to face 14th-ranked LSU. The series with the Tigers saw the Tide finish 1-2.

The Tide fell behind early but battled back for the 6-3 win over Jacksonville State on Wednesday night at Rudy Abbott Field, using a three-run ninth inning to secure the midweek victory.

Alabama reliever **Kyle Cameron** earned the win thanks to a career-high tying 4.0 perfect frames. The redshirt junior faced 12, sitting them down in order while striking out a career-best six batters. Cameron was followed by graduate **Jeremy Randolph** who picked up his seventh save in as many chances with 1.0 inning of work, ending with a swinging strikeout to secure the win.

All 10 Tide batters reached base safely at least once in Jacksonville, led by **Brett Auerbach**. The junior reached in all four plate appearances, going 2-for-2 with a pair of walks while adding a double, an RBI, one run and a stolen base on the night. Also contributing two hits were freshman **T.J. Reeves** and junior **Morgan McCullough**.

Alabama used a complete team effort to come away with a 6-1 win over 14th-ranked LSU on Friday night at Sewell-Thomas Stadium. The Crimson Tide got out front early thanks to a pair of solo home runs in the first. Alabama then recorded single marks in the second, third, fifth and seventh innings to build a six-run lead. LSU was able to scratch across one in the top of the ninth, but that was all, as the Crimson Tide secured the 6-1 win on opening night.

Sam Finnerty picked up his sixth victory of the season thanks to another quality start. The senior tossed 6.0 scoreless frames, allowing five hits and issuing a walk while striking out six Tiger batters. Finnerty then handed it over to the bullpen with the duo of redshirt freshman **Chase Lee** and sophomore **Brock Guffey** working the final 3.0 innings for series-opening win.

Eight of the nine Tide starters on offense reached base safely on Friday night, paced by Auerbach. The junior finished a perfect 4-for-4 with a team-leading two doubles and two RBI to go with one run scored. The Crimson Tide's two homers came from Reeves and sophomore **Tyler Gentry**— both in the first inning.

UA came up short against 14th-ranked LSU by a score of 5-2 on Saturday afternoon. The Crimson Tide recorded double-digit hits for a second consecutive day but could only push across two runs with 10 left stranded. LSU totaled nine hits, including a three-run home run in the fourth that proved the difference. Originally called foul, a review of the long drive was overturned to a home run and put the visitors in front by what would prove the difference in a 5-2 game.

Alabama's late rally was not enough as the Crimson Tide fell, 5-4, on Sunday. The Tide trailed 5-2 entering the final two innings. Alabama pushed across one in the eighth to narrow the gap to two headed to the ninth. That final frame saw UA score one and load the bases up with two down, but a strikeout swinging ended the game in favor of LSU.

The Tide bullpen was able to keep things close following his exit. The trio of redshirt junior **Davis Vainer**, Guffey and junior **Deacon Medders** limited the Tigers to only two hits and one run while combining for six strikeouts. Guffey contributed a career-high 3.0 innings and added two punchouts while Medders tossed the final 2.0 stanzas, striking out three Tigers.

On offense, Auerbach continued his hot hitting for the weekend, finishing 3-for-5 with a pair of runs scored. McCullough paced the Crimson Tide in RBI with two, while Gentry homered on Sunday for his team-leading 10th roundtripper of the season.

Alabama returned 13 letterwinners while losing 18 from the 2018 squad. The 2019 Crimson Tide welcomed back three positional starters and two starting pitchers while hosting 22 newcomers.

FREE PASSES

The Crimson Tide has been patient at the plate in 2019, drawing 240 total walks through 45 games to average 5.3 free passes per game. At the current rate, Alabama would finish the regular season with 299 walks, exceeding last year's total of 270. The program record for free passes is 367 from the 1999 season.

Alabama's walk total ranks fifth in the SEC and 21st nationally. The current Division I leader is North Carolina at 296.

Junior Morgan McCullough and freshman Drew Williamson are tied for the team lead in free passes with 32 apiece, tying for ninth in the league.

The Tide has also been hit by 56 pitches this season to rank second in the conference.

Senior Keith Holcombe has been plunked by 10 pitches to tie for fifth in the SEC while junior Kolby Robinson has been hit nine times, a total that ties for ninth in the league.

The combined free passes have helped Alabama maintain a team on-base percentage of .378. That total ranks seventh across the SEC.

Williamson leads the Tide starters in OBP at .439 to rank 13th in the SEC.

CRIMSON TIDE ARMS HOLDING STRONG IN 2019

Alabama's pitching staff has put together an impressive effort during the 2019 campaign. The Tide arms have maintained a 3.80 ERA (171 ER/405.0 IP), good for sixth in the Southeastern Conference and 36th nationally.

UA's pitching staff has combined for 395 strikeouts compared to only 142 walks. The 2.78 strikeout-to-walk ratio is fifth in the league and places the Tide at No. 21 among Division I arms. Alabama's lowly walk total per nine innings of 3.16 is second in the SEC and ranks 18th in the country.

Alabama pitchers also sport a 1.27 WHIP (walks + hits / innings pitched), a total that is sixth in the SEC and 26th nationally.

ALABAMA BULLPEN HOLDING TOUGH IN 2019

The Crimson Tide bullpen had a solid season in 2018 and has carried that success over into the 2019 campaign.

Alabama's bullpen holds a 9-2 record with a 3.21 ERA (83 ER/233.0 IP) and has limited opposing hitters to a .227 average. The Tide relievers have collected 245 strikeouts and issued only 94 walks for a 2.61 strikeout-to-walk ratio.

In total, 15 arms have made a relief appearance with only senior Sam Finnerty not making an appearance out of the pen.

Three of those 15 relievers sport a perfect 0.00 ERA with five arms holding an ERA of 2.00 or below.

Graduate Jeremy Randolph ranks second on the Tide in relief innings at 26.1 and is third in outings (16) despite starting each of the last two weekends on Sunday. The right-hander maintains a 1.71 ERA (5 ER/26.1 IP) and has punched out 36 batters in relief while allowing just four extra-base hits - two doubles and two home runs. Randolph ranks second among relievers in strikeouts and has a 1-0 record with seven saves in as many chances, a total that ties for ninth among SEC relievers.

Junior Casey Cobb leads all bullpen arms with 27.0 relief innings while fellow junior Deacon Medders paces the relievers in strikeouts with 45 across his team-best 19 relief appearances spanning 25.1 innings of work.

THE TIDE DEFENSE HAS BEEN IMPRESSIVE

- Alabama's defense has played a key role during the 2019 season.
- The Crimson Tide currently sports a .979 fielding percentage to rank fifth in the SEC and 25th in Division I.
- UA has 1,215 putouts and 384 assists with only 35 errors across 1,634 total chances.
- The Tide has also fielded 28 double plays on the season to tie for fourth in the conference. First baseman Drew Williamson leads UA with 23 double plays turned to rank second in the league. The freshman is followed closely by junior Kolby Robinson who has turned 21, a total that is tied for fourth among SEC fielders. Fellow junior Morgan McCullough is in a tie for ninth in the league with his 21 turns from the second base position.

GRADUATION WEEKEND

- Alabama has four current players and two former professional players set to graduate this weekend in Tuscaloosa.
- The current roster features Sam Finnerty, Keith Holcombe (Master's), Davis Vainer and Gene Wood.
- Returning to complete their degree after spending time in professional baseball will be former Crimson Tide standouts Geoffrey Bramblett and Josh Rutledge.
- Finnerty, the Crimson Tide's Friday night starter each of the last two seasons, will graduate with his undergraduate degree in consumer sciences with a concentration in consumer affairs.
- Holcombe, who earned his first degree while splitting time between football and baseball, will complete his Master's in sports management as part of the college of education. The Tuscaloosa native graduated cum laude as an undergraduate in exercise science as part of the college of education.
- Vainer will receive his undergraduate degree from the school of communication with a major in public relations concentrated around sports and entertainment.
- Wood, a double-major in management and marketing, will also earn his undergraduate degree on Saturday.
- Bramblett, who spent two seasons in the Kansas City Royals organization, will receive his undergraduate exercise science.
- Rutledge will complete his undergraduate degree in interdisciplinary studies from the human environmental sciences school. The former Freshman All-American at Alabama spent six seasons in Major League Baseball from 2012-17, three with the Colorado Rockies before closing out his career with the Boston Red Sox.

NO EASY STRETCH AHEAD

- Alabama's final six weeks of the season present a tough challenge against some of the nation's top teams.
- The Crimson Tide will have squared off with six Southeastern Conference opponents currently ranked or receiving votes in the top-25 of both the Baseball America and USA Today Coaches polls. Of that group, four teams are currently seeded in the top-10 of at least one of the polls.
- Still ahead are Georgia (No. 8/8) and Texas A&M (No. 15/17) who earned a top-15 ranking in one or both polls this week. Also on the schedule coming up is Auburn, who is receiving votes in both polls. The Crimson Tide finished last weekend at 1-2 against then-No. 14/16 LSU. The series with the Tigers came one weekend after UA wrapped up its three-game set against then-No. 6/5 Vanderbilt, one week after a three-game series in Starkville against then-No. 5/6-ranked Mississippi State.
- Those six opponents are all in the top-20 of the current RPI (rating percentage index) rankings released on Monday. Vanderbilt sits at No. 2, followed closely by Georgia (4), Mississippi State (5), Auburn (14) and LSU (17) with Texas A&M rounding out the group at 19.
- Alabama's current RPI sits at No. 51 with all 14 SEC schools falling in the top-67 (South Carolina) of this week's rankings.
- Below is a look at Alabama's remaining SEC schedule and where the Crimson Tide's opponents rank.

TEAM (DATES)	RANKING	RPI
at Mississippi State (April 12-14)	6/7 (5/6)	5 (15)
Vanderbilt (April 19-21)	3/2 (6/5)	2 (3)
LSU (April 26-28)	12/14 (14/16)	17 (18)
at Auburn (May 3-5)	RV/RV (RV/RV)	14 (14)
Texas A&M (May 10-12)	15/17	19
at Georgia (May 16-18)	8/8	4

* - Rankings are listed Baseball America/USA Today | Numbers in () are where the team ranked at the time of playing Alabama

SEC Co-PITCHER OF THE WEEK (APRIL 8) - SAM FINNERTY

- Senior starter Sam Finnerty was named SEC Co-Pitcher of the Week by the league on April 8 for his performance in the Tide's series opener against South Carolina on April 5.
- Finnerty tossed his first career complete game shutout, using only 79 pitches for the win against SC, his team-leading fifth W.
- The right-hander did not issue a walk while striking out five. He recorded 18 of his 27 outs in three pitches or less and reached a three-ball count only once on the night.
- Finnerty's start was highlighted by a streak of 16 straight retired during the middle innings.
- The weekly award from the Southeastern Conference is the Crimson Tide's first since Jake Walters received the same honor for his May 18, 2018, complete game shutout of then-No. 4 Ole Miss on Alabama's Senior Night at Sewell-Thomas Stadium.
- Finnerty was also recognized as CollegeSportsMadness.com's SEC Player of the Week.

THE 12-GAME WINNING STREAK

- Alabama went on an impressive 12-game winning streak from Feb. 24 against Ball State through the March 12 matchup against Middle Tennessee. It was the longest winning streak under head coach Brad Bohannon and ties for the eighth-longest streak in Crimson Tide history. The streak was also UA's longest since the 1999 season when the Tide rallied off 16 straight wins.
- That 12-game stretch saw the Tide outscore its opponents, 86-23, to average 7.2 runs per game while batting .305 at the plate.
- The Tide pitchers maintained a lowly 1.43 ERA (18 ER/113.0 IP) and posted three shutouts across the stretch. Alabama's arms also limited the opposition to a .184 batting average while striking out 117 compared to only 26 walks.

HIGHLY REGARDED RECRUITING CLASS

- UA's 2019 roster features a highly regarded recruiting class as its core, with 22 newcomers spotting the roster.
- The 22 newcomers ties for second-most in college baseball with Arkansas also sporting 22 additions to the 2019 squad. The NCAA leader for newcomers is East Tennessee State at 25.
- Alabama's current crop of freshmen and junior college transfers was selected as a top-25 class by three separate outlets. The 2019 Crimson Tide class was No. 23 by Perfect Game USA while earning a No. 15 ranking by Baseball America. The Tide was ranked highest by Collegiate Baseball News, with the outlet tabbing the '19 class as its No. 10 group.
- Baseball America's season preview also tabbed freshman Tyler Ras (RHP/OF) as its No. 9 newcomer in the SEC.

HOW BIG IS THE JOE?

**320' to left field
360' to the alleys
390' to center field
320' to right field**

SEWELL-THOMAS SELLOUT TRACKER

(NO) DATE	ATTENDANCE	OPPONENT
1. February 19, 2016*	5,867	Maryland
2. February 20, 2016	6,449	Maryland
3. March 25, 2016	5,867	Tennessee
4. April 15, 2016	5,950	Ole Miss
5. April 16, 2016	6,385	Ole Miss
6. April 17, 2016	6,354	Ole Miss
7. April 30, 2016	6,644	Mississippi State (DH)
8. May 7, 2016	6,324	Auburn
9. May 8, 2016	5,991	Auburn
10. March 3, 2017	5,867	ULM
11. April 29, 2017	4,918	LSU
12. April 20, 2018*	5,593	Auburn
13. April 21, 2018	6,051	Auburn (DH)
14. May 5, 2018	4,631	Mississippi State
15. May 6, 2018	4,637	Mississippi State

* - postgame fireworks show

CRIMSON TIDE ON THE RADIO

Every game of the 2019 baseball season was available on commercial radio through the Crimson Tide Sports Network and was broadcasted on various stations locally in Tuscaloosa. The broadcast team of Chris Stewart and Lee Tracey provided the commentary throughout the season. Below is local listings for the broadcast station in the Alabama locations.

ANNISTON	WHMA-FM 95.5
ASHLAND	WCKF-FM 100.7
BIRMINGHAM	WENN-AM 1320
	WENN-FM 100.1
	WBHJ-HD3 95.7-3
	WKNU-FM 106.3
	WEIS-AM 990
	WEIS-FM 100.5
BREWTON	WFMH-AM 1340
CENTRE	WWTM-AM 1400
	WWTM-FM 94.3
	WLDX-AM 990
	WLDX-FM 97.1
FT. PAYNE	WFPA-AM 1400
GADSDEN	WAAX-AM 570
HALEVILLE	WWWH-FM 92.7
	WWWH-AM 1230
HATTIESBURG (Miss.)	WFOR-AM 1400
	WFOR-FM 92.7
HUNTSVILLE	WUMP-AM 730
	WUMP-FM 103.9
	WHOD-FM 94.5
JACKSON	WINL-FM 98.5
LINDEN/DEMOPOLIS	WLGD-FM 106.3
MAPLESVILLE/PELHAM	WMFC-FM 99.3
MONROEVILLE	WLWI-AM 1440
MONTGOMERY	WXFX-FM 95.1
	WXFX-HD2 95.1-3
ROME (Ga.)	WLAQ-AM 1400
RUSSELLVILLE	WGOL-AM 920
	WGOL-FM 100.7
	WDXX-FM 100.1
SELMA	WFEB-AM 1340
SYLACAUGA	WTLS-AM 1300
TALLASSEE	WTLS-FM 106.5
TUSCALOOSA	WNPT-FM 102.9
VERNON	WJEC-FM 106.5
WINFIELD	WXKM-AM 1300
	WXKM-FM 98.7

2019 ROSTER SPANS THE CONTINENT

- Alabama's 2019 crop of student-athletes features players from 12 different states and Canada, creating a very diverse roster.
- The new edition of the Crimson Tide has less than half of its total student-athletes from Alabama, with only 17 of the 35 total players from the Yellowhammer State.
- Georgia (Byars, Cobb, Vainer) and Texas (Breaux, Shavers, Smith) are the two most well-represented states with three players each, matching the total for Canada (Carinci, King, Morris).
- The state of Tennessee (Gentry, Shamblyn) has two players on the 2019 squad to round out the multiples.
- Alabama's 2019 roster has one player apiece from seven other states, including: California (Auerbach), Florida (Rukes), Iowa (Hawk), Mississippi (Wood), New Jersey (Ras), Ohio (Randolph) and Washington (McCullough).
- For perspective, the following number of Alabama-born athletes and total number of states dotting the past rosters are highlighted below:

YEAR	ALABAMA PLAYERS	# OF STATES
2019	17	13*
2018	18	9
2017	18	11
2016	21	11
2015	24	9
2014	23	8
2013	21	10
2012	22	11*
2011	19	9*
2010	22	7
2009	18	8

* - Canada included

THE TIDE'S NEW-LOOK ROSTER

- The 2019 roster returned just 13 letterwinners from a season ago, including three positional starters and two starting pitchers. The Tide welcomed 22 newcomers, which consists of nine freshmen and a group of new players that is made up of 10 junior college transfers, one graduate transfer (Jeremy Randolph) and two players who began their Division I baseball careers after already having been on campus (Chase Lee, Tyrell Shavers).
- Randolph came to Tuscaloosa after a four-year stint at Wright State (Ohio) from 2015-18. He wrapped up his career with a 16-5 record and five saves, maintaining a 3.05 ERA during that time. His efforts helped the Raiders to three Horizon League championships and three NCAA Regional appearances.
- Lee, a redshirt freshman, earned his spot on the roster through walk-on tryouts during the fall of 2018. He spent his freshman academic year as part of the Alabama Club Baseball Team, where he was selected as the team's Most Valuable Player thanks to a perfect 7-0 record with a 0.21 ERA. His efforts also earned him Rawlings National Club Baseball Association First Team All-America honors and NCBA South Atlantic First Team All-Region recognition.
- Shavers joined the Alabama baseball team as a sophomore in class status based on his time spent at the Capstone already. His eligibility clock began in 2017 when he joined the Crimson Tide's football team. Shavers redshirted his first season at UA before seeing time in all 15 games a season ago.
- Alabama entered the new season with a roster that features only six players with SEC experience. Of that six, only Joe Breaux, Keith Holcombe and Sam Praytor have significant starting experience. Gene Wood is next on that list, with injuries limiting his playing time during his four years at UA. Also included in the group of fielders are Walker McCleney and John Trousdale, who have both seen playing time, primarily in a reserve role, during their first two years with the Tide.
- On the hill, Alabama returned seven players with SEC experience, including starters Sam Finnerty and Garret Rukes. The duo started 10 games apiece in conference play a year ago. The relief group is headed by Brock Love, who has seen time as both a reliever and a starter this season, along with Deacon Medders. Love was hampered by injuries in 2018 but still managed six appearances overall with one start, including two relief outings in SEC pairings. Medders led all relievers in appearances during league play in 2018 with 14 and finished with 20 relief appearances overall. The relief group also features Kyle Cameron, Brock Guffey and Davis Vainer who made an impact in 2018.

2019 EDITION OF THE CRIMSON TIDE

- Alabama loses a significant amount of its offense and pitching from the 2018 team.
- The Crimson Tide features 22 newcomers and loses 18 of its lettermen from last season's team that finished 27-29 overall.
- As a team, the Tide loses 50 percent or more of its offensive totals in both SEC play and overall.
- On the mound, UA returns a bit more, but the arms still took a significant hit entering the 2019 campaign.

OVERALL			SEC PLAY		
CATEGORY	PERCENTAGE	TOTAL (2019/2018)	CATEGORY	PERCENTAGE	TOTAL (2019/18)
At-Bats	35%	660 of 1,889	At-Bats	38%	385 of 1,019
Hits	35%	169 of 483	Hits	39%	93 of 241
Doubles	37%	38 of 104	Doubles	36%	16 of 45
Triples	50%	4 of 8	Triples	50%	2 of 4
Home Runs	21%	9 of 44	Home Runs	32%	7 of 22
RBI	28%	81 of 289	RBI	32%	37 of 117
Runs	35%	108 of 310	Runs	44%	56 of 127
Walks	36%	98 of 270	Walks	45%	59 of 131
Stolen Bases	50%	17 of 34	Stolen Bases	45%	9 of 20

OVERALL			SEC PLAY		
CATEGORY	PERCENTAGE	TOTAL (2019/2018)	CATEGORY	PERCENTAGE	TOTAL (2019/18)
Wins	41%	11 of 27	Wins	38%	3 of 8
Appearances	52%	110 of 212	Appearances	64%	67 of 105
Starts	52%	29 of 56	Starts	67%	20 of 30
Saves	73%	8 of 11	Saves	100%	4 of 4
Innings Pitched	55%	268.1 of 491.1	Innings Pitched	63%	166.0 of 263.0
Strikeouts	47%	175 of 370	Strikeouts	46%	82 of 178

2019 HOME RUN TRACKER

PLAYER (NO.)	INN	COUNT	RBI	LOC	OPP. (DATE)
Praytor (1)	1st	3-2	2	LCF	PC (2/15)
Praytor (2)	2nd	1-0	1	LCF	PC-1 (2/16)
Holcombe (1)	1st	1-0	2	RF	PC-2 (2/16)
Breaux (1)	1st	0-0	1	RF	JSU (2/18)
Holcombe (2)	5th	1-0	3	RCF	Ball State (2/22)
Gentry (1)	2nd	1-1	1	LF	Ball State (2/23)
Gentry (2)	3rd	1-0	2	LF	UNA (2/26)
King (1)	4th	3-2	1	RF	at USA-1 (3/2)
Gentry (3)	7th	3-2	2	LF	at USA-1 (3/2)
Hawk (1)	9th	1-1	2	LF	at USA-1 (3/2)
Gentry (4)	5th	0-1	1	LCF	UAB (3/5)
Reeves (1)	3rd	1-0	2	LF	NKU (3/8)
Breaux (2)	4th	0-1	1	RF	at Ole Miss (3/16)
McCullough (1)	3rd	1-0	1	RF	Maine (3/19)
Reeves (2)	3rd	1-1	2	ITP	Maine (3/19)
Gentry (5)	4th	1-2	1	RF	Maine (3/19)
Holcombe (3)	2nd	2-1	1	LF	Arkansas (3/23)
Williamson (1)	2nd	1-0	1	LF	at Florida (3/30)
Reeves (3)	9th	0-1	2	CF	at Florida (3/31)
King (2)	4th	0-1	1	LF	Troy (4/2)
Trousdale (1)	9th	3-2	2	RCF	Troy (4/2)
Gentry (6)	2nd	0-2	4	LF	USC-1 (4/5)
Reeves (4)	3rd	1-1	1	LF	USC-1 (4/5)
Reeves (5)	3rd	3-1	1	CF	at Samford (4/9)
McCullough (2)	3rd	0-0	1	RF	at Samford (4/9)
Gentry (7)	3rd	3-2	1	LF	at Samford (4/9)
Reeves (6)	3rd	0-2	3	RF	at Samford (4/9)
Auerbach (1)	3rd	0-0	3	CF	at Samford (4/9)
Gentry (8)	5th	0-1	1	CF	at Samford (4/9)
Williamson (2)	5th	3-2	1	RF	at Samford (4/9)
Ras (1)	6th	0-0	2	LF	at Samford (4/9)
Hawk (2)	6th	1-1	2	LF	at Samford (4/9)
Hawk (3)	5th	2-2	1	RCF	at MSU (4/14)
Breaux (3)	2nd	0-0	2	RF	Vanderbilt (4/19)
Reeves (7)	1st	1-0	1	LF	LSU (4/26)
Gentry (9)	1st	1-2	1	LF	LSU (4/26)
Holcombe (4)	1st	2-0	1	RCF	LSU (4/27)
Gentry (10)	8th	0-2	1	RF	LSU (4/28)

BY INNING

1st	6
2nd	6
3rd	10
4th	4
5th	5
6th	2
7th	1
8th	1
9th	3
Extras	0

BY COUNT

0-0	5
0-1	5
0-2	3
1-0	8
1-1	5
1-2	2
2-0	1
2-1	1
2-2	1
3-0	0
3-1	1
3-2	6

BY RBI

1	22
2	12
3	3
4	1

ALABAMA HEAD COACH BRAD BOHANNON



PREVIOUS COACHING EXPERIENCE

Wake Forest Assistant Coach (2001-02)
 Kentucky Wildcats Assistant Coach (2004-05)
 Auburn Tigers Asst. Coach/Recruiting Coord. (2005-15)
 Auburn Tigers Assistant Coach (2016-17)

YEAR-BY-YEAR RECORD

UNIVERSITY OF ALABAMA (53-48, .525)

Year	Overall	Conf.	Notes
2018	27-29	8-22	First-Year Head Coach
2019	26-19	5-16	

TOTAL: 53-48 (.525) || 13-38 (.255) SEC

BOHANNON'S TOP-RANKED RECRUITING CLASSES

Since 2008, all of Bohannon's recruiting classes have been ranked in the top 25 by Perfect Game USA.

- 2008 - #4 (at Kentucky)
- 2009 - #6 (at Kentucky)
- 2010 - #16 (at Kentucky)
- 2011 - #25 (at Kentucky)
- 2012 - #11 (at Kentucky)
- 2013 - #25 (at Kentucky)
- 2014 - #16 (at Kentucky)
- 2015 - #9 (at Auburn)
- 2016 - #9 (at Auburn)
- 2017 - #6 (for Auburn)
- 2018 - #23 (at Alabama)

BY THE NUMBERS

- 2015 - ABCA & Baseball America National Assistant Coach of the Year
- 15 - Years of SEC coaching experience
- 25 - Different states and Canada that have produced players who have signed with Bohannon
- 69 - Kentucky Wildcats chosen in MLB Draft or signed as a free agent
- 20 - Players recruited at UK that went on to play Major League Baseball
- 3 - First round MLB Draft picks coached
- 2 - Served under a pair of SEC Coach of the Year honorees (John Cohen & Gary Henderson)

- Brad Bohannon was hired as Alabama's 32nd head baseball coach on June 1, 2017, and formally introduced at The University of Alabama on Monday, June 5.
- Bohannon immediately made his mark on the Alabama program in 2018. His first season saw the Crimson Tide get off to a perfect 9-0 start, with Bohannon matching Wallace Wade (1924) for the second-best start to an Alabama head coaching career.
- Under his direction in 2018, Alabama improved its win total by eight from the previous season, including three more victories in SEC play, to finish 27-29 overall and 8-22 in SEC action. The 27 wins were highlighted by six victories over top-25 teams, including a series win over then-No. 7 Kentucky.
- In 2018, Sewell-Thomas Stadium also became a favorable spot for the Crimson Tide once again. UA closed out its home slate with a 22-13 (.629) mark at The Joe compared to a 14-22 record in 2017.
- Since 2008, all of Bohannon's recruiting classes have been ranked in the top 25 by Perfect Game USA. His first recruiting class at Alabama, the Crimson Tide's current freshmen, was ranked No. 23 by Perfect Game USA, No. 15 by Baseball America and as high as No. 10 by Collegiate Baseball News, despite just over one year to recruit to UA.
- Bohannon came to Tuscaloosa with 14 years of Southeastern Conference coaching experience after having served as an assistant at Kentucky from 2004-15 and Auburn from 2016-17.
- He played a pivotal role in turning around both Kentucky and Auburn within three years on the job. The Wildcats became the first team in SEC history to go from worst to first in only one season, winning 44 games and the program's first SEC title in 2006, while the Tigers won 12 more games in 2017 than in 2016 and advanced to the NCAA Tournament.
- While at Kentucky, Bohannon served under two SEC Coach of the Year winners in John Cohen and Gary Henderson. Along with winning the school's only league title, Bohannon was a part of a trio of record-breaking win seasons, capped off by the 2012 team that won 45 games to set the UK program mark.
- A combined 69 Wildcat student-athletes were chosen in the Major League Baseball Draft or signed as a free agent during Bohannon's tenure as recruiting coordinator. He had nine recruits selected in the 2012 draft, as well, setting a new Kentucky record and ranking as the second-most in the NCAA. The 2018 MLB Draft saw seven former recruits from Bohannon's time in Lexington chosen to begin their professional careers, four of which went in the top-10 rounds, highlighted by junior right-hander Sean Hjelle, a second-round selection of the San Francisco Giants.
- Regarded as one of the best recruiters in the nation, Bohannon was responsible for signing 13 Kentucky Wildcat student-athletes that went on to play in the Major Leagues, including 2014 Golden Spikes Award winner A.J. Reed. Bohannon was key in the development of Reed, the 2014 consensus national player of the year. The 2012 Freshman All-American continued to improve each year under Bohannon's watch and went on to lead the NCAA in home runs and slugging percentage as a junior, while leading the SEC in wins by a pitcher.
- Prior to his time at UK, Bohannon worked for two seasons as Wake Forest where the Demon Deacons advanced to the NCAA Tournament twice and captured the ACC title in 2001.
- Bohannon earned an undergraduate degree from Berry College in 1998 and then graduated with a master's from Wake Forest in 2002. He began his collegiate career playing at Vanderbilt and Georgia Tech before ending up at Berry.
- A native of Rome, Ga., Bohannon is married to the former Kim Traylor.

BOHANNON VS. OPPONENTS [HEAD COACHING CAREER]

OPPONENT	RECORD	CATEGORY	RECORD
Alabama A&M	2-0	Home	40-24
Alabama State	1-0	Road	12-23
Alcorn State	1-0	Neutral	1-1
Arkansas	1-5	Day	24-23
Auburn	1-4	Night	29-25
Ball State	2-1	vs. Top-25 Teams	10-29
Florida	0-3	In February	16-2
Georgia	1-2	In March	22-17
Jacksonville State	3-1	In April	11-23
Kentucky	2-1	In May	4-6
LSU	2-4	In June	0-0
Maine	1-0		
Middle Tennessee	2-0		
Ole Miss	2-4		
Mississippi State	1-5		
Missouri	2-1		
New Mexico State	2-1		
North Alabama	2-0		
Northern Kentucky	3-0		
Oklahoma	1-2		
Presbyterian	2-1		
Samford	2-1		
South Alabama	3-0		
South Carolina	2-1		
South Dakota State	1-0		
Southern Miss	1-0		
Tennessee	0-3		
Texas A&M	0-3		
Troy	1-1		
UAB	3-1		
Valparaiso	3-0		
Vanderbilt	0-3		
Washington State	3-0		

BOLD indicates 2019 opponent

2019 ROSTER

PITCHERS

NO.	NAME	POS.	B-T	HT.	WT.	CL.	HOMETOWN (PREVIOUS SCHOOL)
5	Tyler Ras	RHP/OF	S-R	6-4	200	Fr.	Middletown, N.J. (Middletown North)
9	Casey Cobb	RHP	R-R	5-10	190	Jr.	Hamilton, Ga. (Chattahoochee Valley C.C./Harris County)
10	Sam Finnerty	RHP	R-R	6-0	225	Sr.	Pelham, Ala. (Pelham)
11	Wil Freeman	RHP	R-R	6-1	205	Jr.	Semmes, Ala. (Jones County J.C./Faith Academy)
20	Brock Love	RHP	R-R	6-1	210	R-Jr.	Gadsden, Ala. (Southside)
21	Garret Rukes	LHP	R-L	6-4	205	R-So.	Coconut Creek, Fla. (Pine Crest)
23	Jeremy Randolph	RHP	R-R	5-11	210	Gr.	Miamisburg, Ohio (Wright State/Miamisburg)
25	Dylan Smith	RHP	R-R	6-1	160	Fr.	Stafford, Texas (Stafford)
26	Dylan Oliver	LHP	L-L	5-10	155	Jr.	Mount Olive, Ala. (Marion Military Institute/Gardendale)
27	Chase Lee	RHP	R-R	6-0	150	R-Fr.	McCalla, Ala. (McAdory)
29	Connor Shamblyn	RHP	R-R	6-1	195	Fr.	Lakeland, Tenn. (Briarcrest Christian)
32	Deacon Medders	RHP	R-R	6-4	195	Jr.	Tuscaloosa, Ala. (American Christian Academy)
33	Kyle Cameron	RHP	R-R	6-5	220	R-Jr.	Tuscaloosa, Ala. (Hale County)
34	Jacob McNairy	RHP	R-R	6-1	195	Fr.	Athens, Ala. (Athens)
40	Brock Guffey	LHP	S-L	6-1	190	So.	Hoover, Ala. (Hoover)
44	Davis Vainer	RHP	R-R	6-0	185	R-Jr.	Atlanta, Ga. (Riverwood)
48	Landon Green	RHP	R-R	6-1	180	Fr.	Helena, Ala. (Helena)

CATCHERS

NO.	NAME	POS.	B-T	HT.	WT.	CL.	HOMETOWN (PREVIOUS SCHOOL)
7	Brett Auerbach	C/INF	R-R	5-9	180	Jr.	Mission Viejo, Calif. (Saddleback C.C./Tesoro)
19	Sam Praytor	C	R-R	5-9	220	So.	Helena, Ala. (Helena)
42	Johnny Hawk	C	R-R	5-9	180	Jr.	McClelland, Iowa (Iowa Western C.C./Creighton Prep)

INFIELDERS

NO.	NAME	POS.	B-T	HT.	WT.	CL.	HOMETOWN (PREVIOUS SCHOOL)
1	Daniel Carinci	INF	R-R	5-10	185	Fr.	Ajax, Ontario (Pickering)
2	John Trousdale	INF	L-R	6-0	190	Jr.	Rogersville, Ala. (Lauderdale County)
8	Morgan McCullough	INF	L-R	5-9	180	Jr.	Seattle, Wash. (Chipola C.C./Oregon/West Seattle)
16	Isaiah Byars	INF	R-R	6-0	180	Fr.	Stone Mountain, Ga. (Parkview)
24	Kolby Robinson	INF	R-R	5-9	170	Jr.	Cullman, Ala. (Wallace State C.C./Cullman)
50	Kobe Morris	INF	L-R	6-4	200	Jr.	Victoria, British Columbia (Crowder C.C./Spectrum)
55	Drew Williamson	INF/OF	L-R	6-5	210	Fr.	Brewton, Ala. (T.R. Miller)

OUTFIELDERS

NO.	NAME	POS.	B-T	HT.	WT.	CL.	HOMETOWN (PREVIOUS SCHOOL)
4	Joe Breaux	OF	L-L	5-11	200	Sr.	Tomball, Texas (McLennan C.C./Tomball)
12	Tyrell Shavers	OF	L-L	6-6	216	So.	Lewisville, Texas (Lewisville)
13	Walker McCleney	OF	L-L	5-8	175	Jr.	Morris, Ala. (Mortimer Jordan)
14	Gene Wood	OF	L-R	6-0	190	R-Jr.	Flowood, Miss. (Jackson Preparatory)
18	Keith Holcombe	OF	L-L	6-4	235	Sr.	Tuscaloosa, Ala. (Hillcrest)
22	T.J. Reeves	OF	R-R	5-11	200	Fr.	Birmingham, Ala. (Hueytown)
28	Tyler Gentry	OF	R-R	6-2	200	So.	Arlington, Tenn. (Walters State C.C./Arlington)
36	Justin King	OF/INF	L-L	6-1	200	Jr.	Okatoks, Alberta (Indian Hills C.C./Foothills Composite)

COACHES AND STAFF

6	Brad Bohannon	Head Coach/Second Year
15	Jason Jackson	Assistant Coach/Pitching Coach/Second Year
3	Jerry Zulli	Assistant Coach/Hitting Coach/Second Year
41	Matt Reida	Volunteer Assistant Coach/First Year
	Jack Hoehl	Director of Baseball Operations/Second Year
	Sean Stryker	Athletic Trainer/Second Year
	Brett Price	Strength & Conditioning/First Year
	Frank Newell	Nutrition/Third Year
	Jenny Sanders	Academics/Sixth Year
	Chris Besanceney	Baseball Administrator
	Troi Lane Wallace	Administrative Secretary
	Dr. Jeff Laubenthal	Team Physician
	Camden Bauer, Brady Carpenter, Ryan Egdes, Clay Estes, Jim Tierney	Student Managers

NUMERICAL

1	Daniel Carinci, INF
2	John Trousdale, INF
3	Jerry Zulli, ASSISTANT COACH
4	Joe Breaux, OF
5	Tyler Ras, RHP/OF
6	Brad Bohannon, HEAD COACH
7	Brett Auerbach, C/INF
8	Morgan McCullough, INF
9	Casey Cobb, RHP
10	Sam Finnerty, RHP
11	Wil Freeman, RHP
12	Tyrell Shavers, OF
13	Walker McCleney, OF
14	Gene Wood, OF
15	Jason Jackson, ASSISTANT COACH
16	Isaiah Byars, INF
18	Keith Holcombe, OF
19	Sam Praytor, C
20	Brock Love, RHP
21	Garret Rukes, LHP
22	T.J. Reeves, OF
23	Jeremy Randolph, RHP
24	Kolby Robinson, INF
25	Jacob McNairy, RHP
26	Dylan Oliver, LHP
27	Chase Lee, RHP
28	Tyler Gentry, OF
29	Connor Shamblyn, RHP
32	Deacon Medders, RHP
33	Kyle Cameron, RHP
34	Jacob McNairy, RHP
36	Justin King, OF/INF
40	Brock Guffey, LHP
41	Matt Reida, VOLUNTEER COACH
42	Johnny Hawk, C
44	Davis Vainer, RHP
48	Landon Green, RHP
50	Kobe Morris, INF
55	Drew Williamson, INF/OF

PRONUNCIATION GUIDE

Brett AUERBACH	hour-BACH
Joe BREAUx	BR0
Daniel CARINCI	kuh-rin-CHEE
Walker McCLENEY	mick-LENNY
Tyler RAS	ROSS
John TROUSDALE	TROWS-dale
Davis VAINER	vain-UR

Jack HOEHL	HAIL
Matt REIDA	RAY-duh
Jerry ZULLI	ZOO-lee

STATE/COUNTRY BREAKDOWN

Alabama	17
Georgia	3
Texas	3
Tennessee	2
California	1
Florida	1
Iowa	1
Mississippi	1
New Jersey	1
Ohio	1
Washington	1
Canada	3

PITCHING GAME-BY-GAME AND CAREER STATS

#44 DAVIS VAINER, RHP - R-JR.

MOST RECENT APP: 1.0 IP, 1 H, 1 R/1 ER, 1 K/1 BB (4/28 vs. LSU)

AS A STARTER (CAREER): 0-0 (1 APP), 0.00 ERA (0 ER/1.0 IP), 1 K

IN SEC PLAY (CAREER): 0-3, 2 SV (28 G), 7.58 ERA (32 ER/38.0 IP), 45 H, 36 R/32 ER, 50 K/39 BB

2019 SEASON TOTALS

OPPONENT	ERA	W-L-S	G/GS	IP	H	R	ER	BB	SO	HR	NP
(2/18) Jacksonville St.	0.00	0-0-0	1/0	2.0	0	0	0	2	3	0	36
(2/27) UNA	0.00	0-0-0	1/0	2.0	2	0	0	0	3	0	32
(3/5) UAB	0.00	0-0-0	1/0	2.0	0	0	0	0	4	0	27
(3/9) NKU	0.00	0-0-0	1/0	1.0	0	0	0	0	1	0	14
(3/12) MTSU	0.00	1-0-0	1/0	2.0	0	0	0	0	3	0	30
(3/16) at Ole Miss	0.00	0-0-0	1/0	1.1	0	0	0	1	0	0	23
(3/24) Arkansas	0.00	0-0-0	1/0	2.2	1	0	0	1	2	0	39
(3/26) vs. Auburn	0.00	0-0-0	1/0	0.1	1	0	0	2	0	0	14
(4/2) Troy	0.00	0-0-0	1/0	2.0	0	0	0	1	6	0	36
(4/6) South Carolina	0.00	0-0-0	1/0	1.0	0	0	0	1	2	0	20
(4/13) at Miss. St.	2.00	0-0-0	1/0	1.2	3	4	4	2	2	1	34
(4/20) Vanderbilt	2.61	0-0-0	1/0	2.2	4	2	2	1	6	0	51
(4/28) LSU	2.91	0-0-0	1/0	1.0	1	1	1	1	1	1	16
TOTALS	2.91	1-0-0	13/0	21.2	12	7	7	12	33	2	--

2018 SEASON TOTALS

OPPONENT	ERA	W-L-S	G/GS	IP	H	R	ER	BB	SO	HR	NP
(2/18) Valparaiso	0.00	1-0-0	1/0	3.2	2	0	0	1	4	0	56
(2/24) Wash. State	4.15	0-0-0	1/0	0.2	1	2	2	2	1	0	28
(2/28) Alabama St.	2.70	0-0-0	1/0	2.1	2	0	0	2	3	0	45
(3/4) at Oklahoma	2.08	0-0-0	1/0	2.0	1	0	0	1	2	0	29
(3/10) N.M. State	2.13	1-0-0	1/0	4.0	3	1	1	1	3	0	56
(3/14) Alabama A&M	1.98	0-0-0	1/1	1.0	1	0	0	0	1	0	13
(3/18) Georgia	3.45	0-1-0	1/0	2.0	2	3	3	2	2	0	40
(3/23) at Tennessee	3.24	0-0-0	1/0	1.0	1	0	0	1	1	0	22
(3/27) vs. Auburn	3.57	0-0-0	1/0	1.0	2	1	1	0	1	1	17
(4/1) Kentucky	3.54	0-0-0	1/0	2.2	4	1	1	1	4	0	42
(4/10) UAB	3.38	0-0-0	1/0	1.0	0	0	0	0	2	0	9
(4/12) at Texas A&M	4.09	0-0-0	1/0	0.2	3	2	2	1	2	0	26
(4/17) Samford	3.60	0-0-0	1/0	3.0	0	0	0	1	5	0	27
(4/20) Auburn	4.78	0-0-0	1/0	1.1	4	7	4	3	1	1	46
(4/24) Troy	4.61	0-0-0	1/0	1.0	0	0	0	0	1	0	16
(4/28) at Arkansas	4.61	0-0-0	1/0	0.0	0	0	0	1	0	0	4
(5/6) Miss. State	4.76	0-0-0	1/0	1.0	0	1	1	1	1	0	18
(5/8) Jacksonville St.	4.45	0-0-0	1/0	2.0	1	0	0	0	5	0	28
(5/13) at LSU	4.45	0-0-0	1/0	2.0	1	1	1	0	1	0	21
(5/17) Ole Miss	4.28	0-0-0	1/0	1.1	0	0	0	1	0	0	17
(5/19) Ole Miss	4.46	0-0-0	1/0	0.2	2	1	1	1	0	0	17
TOTALS	4.46	2-1-0	21/1	34.1	30	20	17	20	40	2	--

2017 SEASON TOTALS

OPPONENT	ERA	W-L-S	G/GS	IP	H	R	ER	BB	SO	HR	NP
(2/19) Presbyterian	0.00	0-0-0	1/0	1.0	0	0	0	0	2	0	7
(2/22) Southern Miss	0.00	0-0-1	1/0	3.0	1	0	0	0	4	0	32
(2/25) Oral Roberts	0.00	0-0-0	1/0	1.2	0	0	0	1	3	0	28
(2/26) Oral Roberts	0.00	0-0-0	1/0	0.1	1	0	0	0	0	0	3
(2/28) Jacksonville St.	1.23	0-1-0	1/0	1.1	1	1	1	2	3	0	29
(3/5) ULM	1.00	0-0-0	1/0	1.2	0	0	0	2	1	0	19
(3/9) UAPB	0.96	0-0-1	1/0	0.1	0	0	0	0	1	0	5
(3/15) Samford	0.82	0-0-0	1/0	1.2	0	0	0	0	1	0	11
(3/18) Missouri	1.59	0-0-0	1/0	0.1	1	1	1	3	1	0	22
(3/21) at UAB	1.38	0-0-1	1/0	1.2	1	0	0	0	3	0	21
(3/25) at USC	2.51	0-1-0	1/0	1.1	2	2	2	4	3	0	47
(4/1) Arkansas	2.40	0-0-0	1/0	0.2	0	0	0	1	2	0	16
(4/2) Arkansas	2.93	0-0-0	1/0	0.1	1	1	1	2	1	0	17
(4/9) at Ole Miss	3.45	0-0-0	1/0	0.1	0	1	1	1	0	0	10
(4/11) UAB	3.24	0-0-0	1/0	1.0	0	0	0	1	1	0	21
(4/13) Teas A&M	3.06	0-0-0	1/0	1.0	1	0	0	0	1	0	14
(4/21) at Miss. St.-2	3.38	0-0-0	1/0	3.2	5	3	2	0	5	0	68
(4/25) Jacksonville St.	4.22	0-0-0	1/0	0.0	2	2	2	0	0	0	5
(4/29) LSU	4.01	0-1-0	1/0	3.1	3	1	1	4	5	0	58
(5/6) at Auburn-1	3.96	0-0-1	1/0	0.1	0	0	0	0	1	0	5
(5/6) at Auburn-2	4.00	0-0-1	1/0	2.0	3	1	1	2	4	0	50
(5/13) Florida	4.55	0-0-0	1/0	0.2	2	2	2	2	1	0	21
(5/20) at Vanderbilt	4.71	0-0-0	1/0	1.0	1	1	1	1	1	0	20
TOTALS	4.71	0-3-5	23/0	28.2	25	17	15	26	44	0	--

CAREER TOTALS

YEAR	ERA	W-L	APP/GS	SV	IP	H	R	ER	BB	SO	B/AVG	
2016			REDSHIRTED DURING HIS FIRST SEASON AT UA									
2017	4.71	0-3	23/0	5	28.2	25	17	15	26	44	.236	
2018	4.46	2-1	21/1	0	34.1	30	20	17	20	40	.236	
2019	2.91	1-0	13/0	0	21.2	12	7	7	12	33	.160	
TOTALS	4.15	3-4	57/1	5	84.2	67	44	39	58	117	.218	

2019 PLAYER BIOS

#1 DANIEL CARINCI, INF - FR.

LAST SERIES (vs. LSU): 1 G/0 GS
LAST 10 GAMES: 2 G/0 GS - .000 (0-1)
CURRENT STREAK: N/A

- Entered off the bench as a defensive replacement for one game against LSU
- Came in as a pinch-hitter at Mississippi State, going 0-for-1

YEAR	GP-GS	AVG	AB	R	H	2B	3B	HR	RBI	BB	SO	SB-A
2019	12-2	.188	16	2	3	0	0	0	1	0	4	0-0

YEAR	GP-GS	AVG	AB	R	H	2B	3B	HR	RBI	BB	SO	SB-A
2019	3-0	.000	2	0	0	0	0	0	0	0	0	0-0

2019 SEASON HIGHS					CAREER HIGHS				
Hits	1	3x, last vs. Northern Kentucky (3/10)	1	1	3x, last vs. Northern Kentucky (3/10/19)				
Doubles	N/A		N/A	N/A					
Triples	N/A		N/A	N/A					
Home Runs	N/A		N/A	N/A					
RBI	1	vs. Troy (4/2)	1	1	vs. Troy (4/2)				
Runs	1	2x, last at Samford (4/9)	1	1	2x, last at Samford (4/9/19)				
Walks	N/A		N/A	N/A					
Stolen Bases	N/A		N/A	N/A					

#2 JOHN TROUSDALE, INF - JR.

LAST SERIES (vs. LSU): 2 G/2 GS - .000 (0-5), BB, 1-1 SB
LAST 10 GAMES: 8 G/6 GS - .176 (3-17), RBI, R, 4 BB, 2-2 SB
CURRENT STREAK: N/A

- Earned the start in two games against LSU, recording a walk and stolen base on the weekend
- Started at third at JSU last Wednesday, recording a walk and stolen base against the Gamecocks

YEAR	GP-GS	AVG	AB	R	H	2B	3B	HR	RBI	BB	SO	SB-A
2017	24-1	.160	25	2	4	0	0	1	4	2	4	0-0
2018	34-21	.214	98	15	21	10	1	2	10	11	21	0-0
2019	34-22	.207	82	14	17	2	1	1	9	15	17	2-2
TOTALS	92-44	.205	205	31	42	12	2	4	23	28	42	2-2

YEAR	GP-GS	AVG	AB	R	H	2B	3B	HR	RBI	BB	SO	SB-A
2017	12-0	.100	10	0	1	0	0	0	0	2	3	0-0
2018	18-14	.153	59	9	9	3	1	2	4	7	17	0-0
2019	16-11	.162	37	3	6	0	0	0	3	7	12	1-1
TOTALS	46-25	.151	106	12	16	3	1	2	7	16	32	1-1

2019 SEASON HIGHS					CAREER HIGHS				
Hits	2	4x, last vs. Troy (4/2)	3	3	at LSU (5/13/18)				
Doubles	1	2x, last vs. Middle Tennessee (3/12)	2	2	2x, last at LSU (5/11/18)				
Triples	1	vs. Northern Kentucky (3/9)	1	1	2x, last vs. Northern Kentucky (3/9/19)				
Home Runs	1	vs. Troy (4/2)	1	1	4x, last vs. Troy (4/2/19)				
RBI	2	2x, last vs. Troy (4/2)	4	4	vs. Grambling (5/10/17)				
Runs	1	14x, last at Mississippi State (4/14)	2	2	3x, last at LSU (5/11)				
Walks	1	15x, last vs. LSU (4/26)	1	1	28x, last vs. LSU (4/26/19)				
Stolen Bases	1	2x, last vs. LSU (4/26)	1	1	2x, last vs. LSU (4/26/19)				

#4 JOE BREAUX, OF - SR.

LAST SERIES (vs. LSU): 3 G/3 GS - .444 (4-9), RBI, BB, 2 HBP, 1-1 SB
LAST 10 GAMES: 8 G/8 GS - .222 (6-27), HR, 4 RBI, R, 2 BB, 2 HBP, 1-1 SB
CURRENT STREAK: N/A

- Ranks second on the team in doubles (11) and third in multi-hit games with 12
- Reached base in his first 17 games played to start the 2019 campaign from Feb. 15-March 12
- Batted .444 (4-9) with an RBI, walk, two HBP and a stolen base across the weekend with LSU
- Started all three games vs. Vandy, recording two hits, including a HR, to go with 3 RBI and one run

YEAR	GP-GS	AVG	AB	R	H	2B	3B	HR	RBI	BB	SO	SB-A
2018	47-46	.247	162	34	40	9	2	2	19	32	44	7-8
2019	42-42	.264	159	23	42	11	2	3	24	21	35	4-6
TOTALS	89-88	.255	321	57	82	20	4	5	43	53	79	11-14

YEAR	GP-GS	AVG	AB	R	H	2B	3B	HR	RBI	BB	SO	SB-A
2018	28-28	.280	100	17	28	5	1	2	11	17	29	5-5
2019	20-20	.222	72	5	16	1	0	2	8	9	22	1-2
TOTALS	48-48	.256	172	22	44	6	1	4	19	26	51	6-7

2019 SEASON HIGHS					CAREER HIGHS				
Hits	3	4x, last vs. UAB (3/5)	3	3	4x, last vs. UAB (3/5/19)				
Doubles	1	11x, last at Samford (4/9)	2	2	vs. Valparaiso (2/18/18)				
Triples	1	vs. UAB (3/5)	1	1	3x, last vs. UAB (3/5/19)				
Home Runs	1	3x, last vs. Vanderbilt (4/19)	1	1	5x, last vs. Vanderbilt (4/19/19)				
RBI	4	vs. Maine (3/19)	4	4	vs. Maine (3/19/19)				
Runs	2	4x, last at Samford (4/9)	2	2	11x, last at Samford (4/9/19)				
Walks	2	4x, last vs. Auburn (3/26)	5	5	vs. Washington State - GM 1 (2/23/18)				
Stolen Bases	1	4x, last vs. LSU (4/27)	2	2	at LSU (5/12)				

#5 TYLER RAS, RHP/OF - FR.

LAST SERIES (vs. LSU): 1 G/0 GS - .000 (0-1)
LAST 10 GAMES: 7 G/2 GS - .091 (1-11), RBI, 2 R, BB, HBP
CURRENT STREAK: N/A

- Entered as a pinch-hitter against LSU but did not record a hit

YEAR	GP-GS	AVG	AB	R	H	2B	3B	HR	RBI	BB	SO	SB-A
2019	15-3	.125	24	3	3	1	0	1	4	2	8	0-0

YEAR	GP-GS	AVG	AB	R	H	2B	3B	HR	RBI	BB	SO	SB-A
2019	8-1	.100	10	1	1	0	0	0	1	0	2	0-0

2019 SEASON HIGHS					CAREER HIGHS				
Hits	1	3x, last at Mississippi State (4/13)	1	1	3x, last at Mississippi State (4/13/19)				
Doubles	1	vs. Presbyterian - GM 2 (2/16)	1	1	vs. Presbyterian - GM 2 (2/16/19)				
Triples	N/A		N/A	N/A					
Home Runs	1	at Samford (4/9)	1	1	at Samford (4/9/19)				
RBI	2	at Samford (4/9)	2	2	at Samford (4/9/19)				
Runs	1	3x, last vs. Vanderbilt (4/20)	1	1	3x, last vs. Vanderbilt (4/20/19)				
Walks	1	2x, last at Jacksonville State (4/24)	1	1	2x, last at Jacksonville State (4/24/19)				
Stolen Bases	N/A		N/A	N/A					

#7 BRETT AUERBACH, C/INF - JR.

LAST SERIES (vs. LSU): 3 G/3 GS - .615 (8-13), 2 2B, 2 RBI, 3 R
LAST 10 GAMES: 10 G/10 GS - .389 (14-36), 4 2B, 4 RBI, 5 R, 5 BB, 2-3 SB
CURRENT STREAK: N/A

- Reached base safely in eight consecutive at-bats across the Jacksonville State game and series opener vs. LSU, going 6-for-6 with a pair of walks
- Registered a seven-game hitting streak from March 1-9, batting .379 (11-29) with three doubles, seven RBI, six runs, four walks and three stolen bases in as many attempts across that stretch
- Matched the UA all-time record for hits in a game with a 5-for-5 performance against NKU on March 8, the 32nd five-hit game in program history
- Led the Tide in average against LSU, batting .615 (8-13) with two doubles, two RBI and three runs
- Reached in all four plate appearances at JSU, going 2-for-2 with a 2B, RBI, R 2 BB and a SB

YEAR	GP-GS	AVG	AB	R	H	2B	3B	HR	RBI	BB	SO	SB-A
2019	44-43	.266	169	27	45	12	0	1	24	21	30	6-8

YEAR	GP-GS	AVG	AB	R	H	2B	3B	HR	RBI	BB	SO	SB-A
2019	20-20	.234	77	7	18	5	0	0	7	6	11	1-2

2019 SEASON HIGHS					CAREER HIGHS (at Alabama)				
Hits	5	vs. Northern Kentucky (3/8)	5	5	vs. Northern Kentucky (3/8/19)				
Doubles	2	2x, last vs. LSU (4/26)	2	2	2x, last vs. LSU (4/26/19)				
Triples	N/A		N/A	N/A					
Home Runs	1	at Samford (4/9)	1	1	at Samford (4/9/19)				
RBI	4	at Samford (4/9)	4	4	at Samford (4/9/19)				
Runs	2	6x, last vs. LSU (4/28)	2	2	6x, last vs. LSU (4/28/19)				
Walks	2	5x, last at Jacksonville State (4/24)	2	2	5x, last at Jacksonville State (4/24/19)				
Stolen Bases	2	at South Alabama - GM 2 (3/2)	2	2	at South Alabama - GM 2 (3/2/19)				

2019 PLAYER BIOS

#8 MORGAN McCULLOUGH, INF - JR.

LAST SERIES (vs. LSU): 3 G/3 GS - .231 (3-13), 2 RBI, R, BB
LAST 10 GAMES: 10 G/10 GS - .211 (8-38), 2 2B, 5 RBI, 2 R, 8 BB
CURRENT STREAK: N/A

- Tied for the team lead in walks with 32, a total that is tied for ninth in the SEC
- Totaled 12 doubles to tie for the team lead while tying for 15th in the league
- Second on UA in hits (47) and multi-hit games (13) while ranking third in runs scored (25)
- Reached base safely in the first 25 games he played during the 2019 season (ended March 29) and has gotten aboard in 41 of 43 starts this season
- Got on base in 15 consecutive games from March 30-April 26
- Notched a six-game hitting streak from March 30-April 9 and batted .400 (10-25) with a home run, five RBI, five runs scored, a walk, a hit-by-pitch and a pair of stolen bases across that stretch
- Recorded an 11-game hitting streak to start the season from Feb. 15-March 2, batting .349 (15-43) with three 2B, 3B, eight RBI, 10 runs, eight BB and a perfect 2-for-2 on SB during that time
- Totaled three hits while adding two RBI, a run and one walk against LSU
- Tied for the team high in hits with a 2-for-5 night at Jacksonville State last Wednesday

CAREER TOTALS (at Alabama)

YEAR	GP-GS	AVG	AB	R	H	2B	3B	HR	RBI	BB	SO	SB-A
2019	43-43	.292	161	25	47	12	2	2	26	32	27	4-7

CAREER SEC TOTALS (at Alabama)

YEAR	GP-GS	AVG	AB	R	H	2B	3B	HR	RBI	BB	SO	SB-A
2019	21-21	.244	82	8	20	5	0	0	10	10	12	2-3

2019 SEASON HIGHS

Hits	3	3x, last vs. South Carolina - GM 2 (4/5)
Doubles	1	12x, last vs. Vanderbilt (4/21)
Triples	1	2x, last vs. South Dakota State (3/6)
Home Runs	1	2x, last at Samford (4/9)
RBI	2	8x, last vs. LSU (4/28)
Runs	2	5x, last vs. South Carolina - GM 2 (4/5)
Walks	3	2x, last at UAB (4/16)
Stolen Bases	2	vs. South Carolina - GM 2 (4/5)

CAREER HIGHS (at Alabama)

Hits	3	3x, last vs. South Carolina - GM 2 (4/5/19)
Doubles	1	12x, last vs. Vanderbilt (4/21/19)
Triples	1	2x, last vs. South Dakota State (3/6/19)
Home Runs	1	2x, last at Samford (4/9/19)
RBI	2	8x, last vs. LSU (4/28/19)
Runs	2	5x, last vs. South Carolina - GM 2 (4/5/19)
Walks	3	2x, last at UAB (4/16/19)
Stolen Bases	2	vs. South Carolina - GM 2 (4/5/19)

#13 WALKER McCLENEY, OF - JR.

LAST SERIES (vs. LSU): DNP
LAST 10 GAMES: 2 G/0 GS - .000 (0-0), R, BB
CURRENT STREAK: N/A

- Entered off the bench at Jacksonville State, drawing a walk and coming around to score
- Saw time at Samford, recording a run scored

CAREER TOTALS

YEAR	GP-GS	AVG	AB	R	H	2B	3B	HR	RBI	BB	SO	SB-A
2017	39-15	.250	44	11	11	2	0	0	1	6	14	3-3
2018	41-22	.191	68	16	13	4	0	0	6	16	24	3-4
2019	25-0	.000	15	4	0	0	0	0	0	2	5	1-1
TOTALS	105-37	.189	127	31	24	6	0	0	7	24	43	7-8

CAREER SEC TOTALS

YEAR	GP-GS	AVG	AB	R	H	2B	3B	HR	RBI	BB	SO	SB-A
2017	22-12	.250	32	6	8	2	0	0	1	4	12	3-3
2018	19-11	.129	31	5	4	0	0	0	0	8	13	1-2
2019	6-0	.000	2	0	0	0	0	0	0	0	1	0-0
TOTALS	47-23	.185	65	11	12	2	0	0	1	12	26	4-5

2019 SEASON HIGHS

Hits	N/A	
Doubles	N/A	
Triples	N/A	
Home Runs	N/A	
RBI	N/A	
Runs	1	4x, last at Jacksonville State (4/24)
Walks	1	2x, last at Jacksonville State (4/24)
Stolen Bases	1	at South Alabama - GM 1 (3/2)

CAREER HIGHS

Hits	2	4x, last at LSU (5/11/18)
Doubles	1	6x, last vs. Southern Miss (3/7/18)
Triples	N/A	
Home Runs	N/A	
RBI	2	2x, last vs. Alabama State (2/28/18)
Runs	3	2x, last vs. Valparaiso (2/16/18)
Walks	3	vs. Kentucky (3/31/18)
Stolen Bases	1	7x, last at South Alabama - GM 1 (3/2/19)

#14 GENE WOOD, OF - R-JR.

LAST SERIES (vs. LSU): DNP
LAST 10 GAMES: DNP
CURRENT STREAK: N/A

- Saw time off the bench at Samford, going 1-for-2 with an RBI and walk against the Bulldogs
- Pinch-hit in game one of the series with South Carolina

CAREER TOTALS

YEAR	GP-GS	AVG	AB	R	H	2B	3B	HR	RBI	BB	SO	SB-A
2016	25-8	.105	38	8	4	0	0	0	1	5	10	3-3
2017	30-23	.253	75	12	19	5	0	1	6	9	12	1-2
2018	3-2	.375	8	1	3	0	0	0	1	2	2	0-0
2019	15-6	.115	26	4	3	0	0	0	4	5	7	0-0
TOTALS	73-39	.197	147	25	29	5	0	1	12	21	31	4-5

CAREER SEC TOTALS

YEAR	GP-GS	AVG	AB	R	H	2B	3B	HR	RBI	BB	SO	SB-A
2016	12-1	.111	9	2	1	0	0	0	0	1	1	2-2
2017	11-8	.269	26	4	7	2	0	1	1	3	6	1-1
2018	DID NOT PLAY DUE TO INJURY											
2019	1-0	.000	1	0	0	0	0	0	0	0	1	0-0
TOTALS	24-9	.222	36	6	8	2	0	1	1	4	8	3-3

2019 SEASON HIGHS

Hits	2	vs. North Alabama (2/26)
Doubles	N/A	
Triples	N/A	
Home Runs	N/A	
RBI	2	vs. North Alabama (2/26)
Runs	2	vs. North Alabama (2/26)
Walks	2	2x, last vs. North Alabama (2/26)
Stolen Bases	N/A	

CAREER HIGHS

Hits	3	at UAB (3/21/17)
Doubles	1	4x, last at Ole Miss (4/8/17)
Triples	N/A	
Home Runs	1	at South Carolina (3/26/17)
RBI	2	3x, last vs. North Alabama (2/26/19)
Runs	2	4x, last vs. North Alabama (2/26/19)
Walks	2	4x, last vs. North Alabama (2/26/19)
Stolen Bases	1	2x, last at South Carolina (3/24/17)

#16 ISAIAH BYARS, INF - FR.

LAST SERIES (vs. LSU): DNP
LAST 10 GAMES: DNP
CURRENT STREAK: N/A

- Came off the bench to play short, going 1-for-3 against Samford
- Entered at shortstop midway through the contest vs. Maine, finishing 1-for-2 with a pair of RBI

CAREER TOTALS

YEAR	GP-GS	AVG	AB	R	H	2B	3B	HR	RBI	BB	SO	SB-A
2019	7-0	.273	11	0	3	0	0	0	3	1	5	0-0

CAREER SEC TOTALS

YEAR	GP-GS	AVG	AB	R	H	2B	3B	HR	RBI	BB	SO	SB-A
2019	--	--	--	--	--	--	--	--	--	--	--	--

2019 SEASON HIGHS

Hits	1	3x, last at Samford (4/9)
Doubles	N/A	
Triples	N/A	
Home Runs	N/A	
RBI	2	vs. Maine (3/19)
Runs	N/A	
Walks	1	vs. North Alabama (2/26)
Stolen Bases	N/A	

CAREER HIGHS

Hits	3	3x, last at Samford (4/9/19)
Doubles	N/A	
Triples	N/A	
Home Runs	N/A	
RBI	2	vs. Maine (3/19/19)
Runs	N/A	
Walks	1	vs. North Alabama (2/26/19)
Stolen Bases	N/A	

2019 PLAYER BIOS

#18 KEITH HOLCOMBE, OF - SR.

LAST SERIES (vs. LSU): 3 G/3 GS - .143 (2-14), HR, RBI, 2 R, HBP
LAST 10 GAMES: 10 G/10 GS - .171 (7-41), 2B, HR, 2 RBI, 5 R, 2 BB, 2 HBP, 2-2 SB
CURRENT STREAK: N/A

- Reached base safely in 36 games from game two of the doubleheader vs. Auburn on April 21, 2018 through March 19 of this season and has reached in 33 of 41 games this season
- Tied for the team lead with 12 doubles, a total that ties for 15th in the league
- Paces UA in multi-hit games with 14 and ranks second on the team in RBI with 30
- Recorded a home run as part of his two hits to go with an RBI, two runs and a HBP against LSU
- Finished 1-for-4 with a run scored at Jacksonville State last Wednesday

CAREER TOTALS

YEAR	GP-GS	AVG	AB	R	H	2B	3B	HR	RBI	BB	SO	SB-A
2016	37-32	.279	111	23	31	2	1	0	8	15	34	4-7
2017	13-10	.250	28	6	7	1	0	0	2	3	7	0-0
2018	47-45	.290	176	19	51	9	1	2	29	12	47	6-8
2019	41-41	.281	146	21	41	12	1	4	30	14	40	4-4
TOTALS	138-128	.282	461	69	130	24	3	6	69	44	128	14-19

CAREER SEC TOTALS

YEAR	GP-GS	AVG	AB	R	H	2B	3B	HR	RBI	BB	SO	SB-A
2016	17-17	.305	59	13	18	2	0	0	3	8	18	1-2
2017	1-1	.000	1	0	0	0	0	0	0	0	0	0-0
2018	27-26	.260	104	7	27	5	0	1	15	6	34	2-3
2019	21-21	.190	79	7	15	6	0	2	8	5	27	2-2
TOTALS	66-65	.247	243	27	60	13	0	3	26	19	79	5-7

2019 SEASON HIGHS

Hits	3	2x, last at Ole Miss (3/17)
Doubles	2	2x, last at Ole Miss (3/17)
Triples	1	at South Alabama (3/1)
Home Runs	1	4x, last vs. LSU (4/27)
RBI	4	2x, last vs. Ball State (2/24)
Runs	2	5x, last vs. LSU (4/27)
Walks	2	vs. Ball State (2/23)
Stolen Bases	1	4x, last vs. Vanderbilt (4/20)

CAREER HIGHS

Hits	4	3x, last vs. Mississippi State (5/6/18)
Doubles	2	2x, last at Ole Miss (3/17/19)
Triples	1	3x, last at South Alabama (3/1/19)
Home Runs	1	6x, last vs. LSU (4/27/19)
RBI	4	3x, last vs. Ball State (2/24/19)
Runs	4	vs. Valparaiso (2/18/18)
Walks	2	3x, last vs. Ball State (2/23/19)
Stolen Bases	1	14x, last vs. Vanderbilt (4/20/19)

#22 T.J. REEVES, OF - FR.

LAST SERIES (vs. LSU): 3 G/3 GS - .231 (3-13), HR, RBI, R, 2 BB, 1-1 SB
LAST 10 GAMES: 10 G/10 GS - .282 (11-39), 2 2B, HR, 5 RBI, 5 R, 6 BB, 3-3 SB
CURRENT STREAK: N/A

- Leads UA in slugging percentage (.510) while tying for the team lead in runs (29), ranking second in home runs (7) and tying for No. 2 in walks (21) across 37 total games (28 starts)
- In the contest vs. Maine, recorded the Crimson Tide's first inside-the-park home run since 2015
- Homered twice in the same inning against Samford on April 9 making him the first player to do so since Ross Wilson against Mississippi State on April 19, 2008
- Reached base safely in 15 consecutive games from March 16-April 9
- Recorded three hits, including a home run, to go with an RBI, run, two walks and a SB vs. LSU
- Tied for the team lead in hits with a 2-for-4 night at JSU that included an RBI, R, BB and SB

CAREER TOTALS

YEAR	GP-GS	AVG	AB	R	H	2B	3B	HR	RBI	BB	SO	SB-A
2019	37-28	.269	104	29	28	4	0	7	21	21	30	6-7

CAREER SEC TOTALS

YEAR	GP-GS	AVG	AB	R	H	2B	3B	HR	RBI	BB	SO	SB-A
2019	20-17	.237	59	13	14	3	0	3	7	14	20	3-4

2019 SEASON HIGHS

Hits	2	7x, last at Jacksonville State (4/24)
Doubles	1	4x, last at Mississippi State (4/14)
Triples	N/A	
Home Runs	2	at Samford (4/9)
RBI	4	at Samford (4/9)
Runs	3	2x, last vs. Maine (3/19)
Walks	3	at Ole Miss (3/16)
Stolen Bases	1	6x, last vs. LSU (4/27)

CAREER HIGHS

Hits	2	7x, last at Jacksonville State (4/24/19)
Doubles	1	4x, last at Mississippi State (4/14/19)
Triples	N/A	
Home Runs	2	at Samford (4/9/19)
RBI	4	at Samford (4/9/19)
Runs	3	2x, last vs. Maine (3/19/19)
Walks	3	at Ole Miss (3/16/19)
Stolen Bases	1	6x, last vs. LSU (4/27/19)

#24 KOLBY ROBINSON, INF - JR.

LAST SERIES (vs. LSU): 3 G/3 GS - .182 (2-11), R, HBP, 1-1 SB
LAST 10 GAMES: 10 G/10 GS - .222 (6-27), RBI, 3 R, 4 BB, 3 HBP, 2-2 SB
CURRENT STREAK: N/A

- Leads the Crimson Tide in batting average at .314 and is tied for the team lead in SB with six
- Recorded a six-game hitting streak to start the season from Feb. 15-23, batting .550 (11-20) with a double, four RBI, three runs scored and a pair of walks across that time
- Totaled two hits, a run, one hit-by-pitch and a stolen base across the weekend with LSU
- Went 1-for-3 with an RBI, run and walk against the Gamecocks last Wednesday night

CAREER TOTALS (at Alabama)

YEAR	GP-GS	AVG	AB	R	H	2B	3B	HR	RBI	BB	SO	SB-A
2019	44-44	.314	140	20	44	4	1	0	20	18	11	6-9

CAREER SEC TOTALS (at Alabama)

YEAR	GP-GS	AVG	AB	R	H	2B	3B	HR	RBI	BB	SO	SB-A
2019	21-21	.246	69	8	17	1	1	0	6	7	8	2-4

2019 SEASON HIGHS

Hits	3	4x, last at Ole Miss (3/16)
Doubles	1	4x, last at Mississippi State (4/12)
Triples	1	at Ole Miss (3/16)
Home Runs	N/A	
RBI	3	vs. Arkansas (3/23)
Runs	2	2x, last vs. South Carolina - GM 1 (4/5)
Walks	2	vs. Maine (3/19)
Stolen Bases	2	vs. Northern Kentucky (3/9)

CAREER HIGHS (at Alabama)

Hits	3	4x, last at Ole Miss (3/16/19)
Doubles	1	4x, last at Mississippi State (4/12/19)
Triples	1	at Ole Miss (3/16/19)
Home Runs	N/A	
RBI	3	vs. Arkansas (3/23/19)
Runs	2	2x, last vs. South Carolina - GM 1 (4/5/19)
Walks	2	vs. Maine (3/19/19)
Stolen Bases	2	vs. Northern Kentucky (3/9/19)

#28 TYLER GENTRY, OF - SO.

LAST SERIES (vs. LSU): 3 G/3 GS - .273 (3-11), 2 HR, 3 RBI, 3 R, BB, HBP
LAST 10 GAMES: 10 G/10 GS - .225 (9-40), 2B, 2 HR, 5 RBI, 4 R, BB, 2 HBP
CURRENT STREAK: N/A

- Tied for eighth in the SEC in home runs with 10
- Leads Alabama in hits (48), homers and multi-RBI games (10)
- Put together a nine-game hitting streak from April 2-16, going 14-of-37 (.378) with three doubles, three home runs, 6 RBI, 6 runs, a walk, two HBP and a stolen base across that time
- Collected a five-game hitting streak from March 19-26, batting .368 (7-19) with a 2B, HR, 3 RBI, 6 runs scored and a walk during that stretch
- Reached base safely in 10 straight games from Feb. 26-March 10
- Recorded the Crimson Tide's first grand slam of the season when he homered against South Carolina in the series opener on April 5
- Homered twice as part of his three hits while adding three RBI, three runs, a BB and HBP vs. LSU
- Tallied a team-high two RBI at Jacksonville State despite not recording a hit

CAREER TOTALS (at Alabama)

YEAR	GP-GS	AVG	AB	R	H	2B	3B	HR	RBI	BB	SO	SB-A
2019	45-44	.286	168	29	48	7	0	10	33	15	38	5-10

CAREER SEC TOTALS (at Alabama)

YEAR	GP-GS	AVG	AB	R	H	2B	3B	HR	RBI	BB	SO	SB-A
2019	21-21	.250	80	11	20	2	0	3	9	2	23	2-5

2019 SEASON HIGHS

Hits	4	at South Alabama - GM 1 (3/2)
Doubles	2	at South Alabama - GM 1 (3/2)
Triples	N/A	
Home Runs	2	at Samford (4/9)
RBI	4	vs. South Carolina - GM 1 (4/5)
Runs	3	2x, last at Samford (4/9)
Walks	3	at South Alabama (3/1)
Stolen Bases	1	5x, last vs. South Carolina - GM 2 (4/5)

CAREER HIGHS (at Alabama)

Hits	4	at South Alabama - GM 1 (3/2/19)
Doubles	2	at South Alabama - GM 1 (3/2/19)
Triples	N/A	
Home Runs	2	at Samford (4/9/19)
RBI	4	vs. South Carolina - GM 1 (4/5/19)
Runs	3	2x, last at Samford (4/9/19)
Walks	3	at South Alabama (3/1/19)
Stolen Bases	1	5x, last vs. South Carolina - GM 2 (4/5/19)

2019 PLAYER BIOS

#36 JUSTIN KING, OF/INF - JR.

LAST SERIES (vs. LSU): 1 G/0 GS - .000 (0-1)
LAST 10 GAMES: 2 G/0 GS - .000 (0-1), HBP
CURRENT STREAK: N/A

- Came off the bench for pinch-hit duties against LSU but did not record a hit
- Pinch-hit against Vanderbilt, getting hit by a pitch in his lone plate appearance

CAREER TOTALS (at Alabama)

YEAR	GP-GS	AVG	AB	R	H	2B	3B	HR	RBI	BB	SO	SB-A
2019	23-10	.263	38	9	10	2	0	2	3	19	19	2-2

CAREER SEC TOTALS (at Alabama)

YEAR	GP-GS	AVG	AB	R	H	2B	3B	HR	RBI	BB	SO	SB-A
2019	5-0	.200	5	0	1	0	0	0	0	0	3	0-0

2019 SEASON HIGHS

Hits	2	2x, last at South Alabama (3/1)
Doubles	1	2x, last at South Alabama - GM 2 (3/2)
Triples	N/A	
Home Runs	1	2x, last vs. Troy (4/2)
RBI	1	3x, last vs. Troy (4/2)
Runs	2	2x, last vs. Maine (3/19)
Walks	3	2x, last vs. Maine (3/19)
Stolen Bases	1	2x, last vs. Troy (4/2)

CAREER HIGHS (at Alabama)

Hits	2	2x, last at South Alabama (3/1/19)
Doubles	1	2x, last at South Alabama - GM 2 (3/2/19)
Triples	N/A	
Home Runs	1	2x, last vs. Troy (4/2/19)
RBI	1	3x, last vs. Troy (4/2/19)
Runs	2	2x, last vs. Maine (3/19/19)
Walks	3	2x, last vs. Maine (3/19/19)
Stolen Bases	1	2x, last vs. Troy (4/2/19)

#42 JOHNNY HAWK, C - JR.

LAST SERIES (vs. LSU): 1 G/1 GS - .000 (0-1)
LAST 10 GAMES: 3 G/3 GS - .286 (2-7), HR, RBI, 2 R, BB
CURRENT STREAK: N/A

- Started at catcher in the series finale against LSU last weekend, finishing 0-for-1 at the plate
- Made the start in the series opener with Vandy, recording a walk and one run scored

CAREER TOTALS (at Alabama)

YEAR	GP-GS	AVG	AB	R	H	2B	3B	HR	RBI	BB	SO	SB-A
2019	22-12	.233	43	12	10	2	0	3	9	12	13	0-0

CAREER SEC TOTALS (at Alabama)

YEAR	GP-GS	AVG	AB	R	H	2B	3B	HR	RBI	BB	SO	SB-A
2019	10-6	.263	19	2	5	1	0	1	2	3	5	0-0

2019 SEASON HIGHS

Hits	2	2x, last at Mississippi State (4/14)
Doubles	1	2x, last vs. Arkansas (3/22)
Triples	N/A	
Home Runs	1	3x, last at Mississippi State (4/14)
RBI	2	3x, last at Samford (4/9)
Runs	2	3x, last at Samford (4/9)
Walks	2	4x, last at Samford (4/9)
Stolen Bases	N/A	

CAREER HIGHS (at Alabama)

Hits	2	2x, last at Mississippi State (4/14/19)
Doubles	1	2x, last vs. Arkansas (3/22/19)
Triples	N/A	
Home Runs	1	3x, last at Mississippi State (4/14/19)
RBI	2	3x, last at Samford (4/9/19)
Runs	2	3x, last at Samford (4/9/19)
Walks	2	4x, last at Samford (4/9/19)
Stolen Bases	N/A	

#50 KOBE MORRIS, INF - JR.

LAST SERIES (vs. LSU): 2 G/0 GS - .000 (0-1)
LAST 10 GAMES: 5 G/1 GS - .000 (0-5)
CURRENT STREAK: N/A

- Entered as a defensive replacement in two games against LSU, finishing 0-for-1 at the plate
- Came off the bench late as a defensive replacement against Jacksonville State last Wednesday

CAREER TOTALS (at Alabama)

YEAR	GP-GS	AVG	AB	R	H	2B	3B	HR	RBI	BB	SO	SB-A
2019	32-17	.159	63	6	10	1	0	0	3	8	18	1-1

CAREER SEC TOTALS (at Alabama)

YEAR	GP-GS	AVG	AB	R	H	2B	3B	HR	RBI	BB	SO	SB-A
2019	14-9	.111	27	2	3	0	0	0	2	4	6	0-0

2019 SEASON HIGHS

Hits	2	vs. Northern Kentucky (3/9)
Doubles	1	vs. Northern Kentucky (3/10)
Triples	N/A	
Home Runs	N/A	
RBI	1	3x, last vs. Arkansas (3/23)
Runs	2	vs. Arkansas (3/23)
Walks	2	at Ole Miss (3/16)
Stolen Bases	1	vs. Northern Kentucky (3/9)

CAREER HIGHS (at Alabama)

Hits	2	vs. Northern Kentucky (3/9/19)
Doubles	1	vs. Northern Kentucky (3/10/19)
Triples	N/A	
Home Runs	N/A	
RBI	1	3x, last vs. Arkansas (3/23/19)
Runs	2	vs. Arkansas (3/23/19)
Walks	2	at Ole Miss (3/16/19)
Stolen Bases	1	vs. Northern Kentucky (3/9/19)

#55 DREW WILLIAMSON, INF/OF - FR.

LAST SERIES (vs. LSU): 3 G/3 GS - .300 (3-10), RBI, R, 2 BB
LAST 10 GAMES: 10 G/10 GS - .222 (8-36), 2B, 2 RBI, 4 R, 6 BB, HBP
CURRENT STREAK: N/A

- Leads UA and ranks 12th in the league in on-base percentage at .439
- Tied for the team lead in walks with 32, a total that is tied for ninth in the SEC
- Gotten aboard in 38 of his 42 starts on the season, including 18 of 21 SEC contests
- Reached base in 19 straight games from March 9-April 9
- Put together a five-game hitting streak from March 24-31, batting .474 (9-19) with a double, home run, RBI, four runs and a stolen base during that time
- Reached base safely in the first 11 games to start the 2019 campaign
- Selected as MVP of the Capital City Classic with a perfect 4-for-4 night that included a double, two runs and a stolen base against the Tigers
- Finished 3-for-10 with an RBI, run and two walks for the series with LSU
- Reached on a walk and came around to score a run at Jacksonville State on Wednesday

CAREER TOTALS

YEAR	GP-GS	AVG	AB	R	H	2B	3B	HR	RBI	BB	SO	SB-A
2019	43-42	.301	136	24	41	5	1	2	17	32	37	4-5

CAREER SEC TOTALS

YEAR	GP-GS	AVG	AB	R	H	2B	3B	HR	RBI	BB	SO	SB-A
2019	21-21	.219	73	7	16	2	0	1	6	11	25	1-1

2019 SEASON HIGHS

Hits	4	vs. Auburn (3/26)
Doubles	1	5x, last at UAB (4/16)
Triples	1	at Samford (4/9)
Home Runs	1	2x, last at Samford (4/9)
RBI	2	5x, last at Samford (4/9)
Runs	3	at Samford (4/9)
Walks	3	2x, last at South Alabama (3/1)
Stolen Bases	1	4x, last vs. South Carolina - GM 2 (4/5)

CAREER HIGHS

Hits	4	vs. Auburn (3/26/19)
Doubles	1	5x, last at UAB (4/16/19)
Triples	1	at Samford (4/9/19)
Home Runs	1	2x, last at Samford (4/9/19)
RBI	2	5x, last at Samford (4/9/19)
Runs	3	at Samford (4/9/19)
Walks	3	2x, last at South Alabama (3/1/19)
Stolen Bases	1	4x, last vs. South Carolina - GM 2 (4/5/19)

2019 SINGLE-GAME HIGHS

ALABAMA

Runs, Game	21 at Samford (4/9)
Runs, Inning	13, 3rd inning at Samford (4/9)
Hits, Game	21 at Samford (4/9)
Hits, Inning	(Alabama record) 11, 3rd inning at Samford (4/9)
Consecutive Hits, Inning	(Alabama record) 9, 3rd inning at Samford (4/9)
Doubles	5, twice, last vs. Northern Kentucky (3/8)
Triples	1, 8x, last at Samford (4/9)
Home Runs	9 at Samford (4/9)
Extra-Base Hits	13 at Samford (4/9)
Stolen Bases	4 vs. South Carolina - GM 2 (4/5)
Left on Base	14 vs. Northern Kentucky (3/9)
Errors (Committed By)	2, 9x, last vs. LSU (4/27)
Strikeouts	18 at Mississippi State (4/12)
Walks	12 vs. Northern Kentucky (3/10)
Double Plays (Hit Into)	2, 7x, last at Jacksonville State (4/24)
Triple Plays (Hit Into)	N/A

OPPONENTS

Runs, Game	13, twice, last Vanderbilt (4/20)
Runs, Inning	7, 3rd inning, Ole Miss (3/17)
Hits, Game	17, Mississippi State (4/14)
Hits, Inning	6, 2nd inning, Arkansas (3/22)
Consecutive Hits, Inning	5, 3rd inning, Ole Miss (3/17)
Doubles	6, Mississippi State (4/14)
Triples	2, Presbyterian - GM 1 (2/16)
Home Runs	5, twice, last Vanderbilt (4/20)
Extra-Base Hits	9, Florida (3/30)
Stolen Bases	5, LSU (4/28)
Left on Base	13, twice, last South Dakota State (3/6)
Errors (Committed By)	4, Jacksonville State (4/24)
Strikeouts	17, South Alabama - GM 2 (3/2)
Walks	8, 3x, last Troy (4/2)
Double Plays (Hit Into)	2, 5x, last UAB (4/16)
Triple Plays (Hit Into)	N/A

INDIVIDUAL BATTING

Longest Hitting Streak	11 games, McCullough (2/15-3/2)
Runs	3, 5x, last Gentry and Williamson at Samford (4/9)
Hits	(matches the Alabama single-game record) 5, Auerbach vs. Northern Kentucky (3/8)
Doubles	2, 5x, last Auerbach vs. LSU (4/26)
Triples	1, 8x, last Williamson at Samford (4/9)
Home Runs	2, twice, last Gentry and Reeves at Samford (4/9)
Inside-the-Park Home Run	1, Reeves vs. Maine (3/19)
Consecutive Games with a Home Run	2, Praytor (2/15-16)
Runs Batted In	4, 6x, last Auerbach and Reeves at Samford (4/9)
Stolen Bases	2, 3x, last McCullough vs. South Carolina - GM 2 (4/5)
Strikeouts	4, 4x, last Holcombe vs. LSU (4/26)
Walks	3, 8x, last McCullough at UAB (4/16)

INDIVIDUAL PITCHING

Innings Pitched, Starter	9.0, Finnerty vs. South Carolina - GM 1 (4/5)
Innings Pitched, Reliever	4.0, twice, last Cameron at Jacksonville State (4/24)
Strikeouts	11, Love at South Alabama - GM 2 (3/2)
Walks	3, 8x, last Love vs. LSU (4/27)
Fewest Hits Allowed, Starter (5.0+ IP)	0, Shamblin vs. Ball State (2/24)
Consecutive Scoreless IP, Starter	16.1 innings, Ras (3/6-31)
Consecutive Scoreless IP, Reliever	18.0, Randolph (2/16-3/31)
Consecutive Scoreless Relief Appearances	10, Randolph (2/16-3/26)
Consecutive Saves Converted	7, Randolph (2/16-Present)
Longest Winning Streak, Starter	4, Finnerty (2/15-3/8)

TEAM MISCELLANEOUS

Most Games Over .500	14 (3/12, 3/16, 3/19, 3/23, 3/26)
Most Games Under .500	N/A
Longest Winning Streak	12 games (2/24-3/12)
Longest Losing Streak	4 games (3/29-4/2)
Largest Margin of Victory	19 at Samford (4/9)
Largest Margin of Defeat	10, twice, last at Mississippi State (4/14)
Fewest Hits, Game	3, twice, last vs. Vanderbilt (4/21)
Fewest Hits Allowed, Game	1 vs. Ball State (2/24)

STARTS BY POSITION

Pitcher (8)	- Finnerty (11), Ras (10), Shamblin (4), Freeman (5), Love (10), Rukes (2), Cobb (1), Randolph (2)
Catcher (3)	- Praytor (4), Auerbach (29), Hawk (12)
First Base (3)	- Williamson (42), King (2), Trousdale (1)
Second Base (3)	- McCullough (42), Carinci (2), Trousdale (1)
Third Base (3)	- Auerbach (13), Morris (17), Trousdale (15)
Shortstop (2)	- Robinson (44), McCullough (1)
Left Field (3)	- King (3), Holcombe (31), Reeves (11)
Center Field (2)	- Breaux (42), Reeves (3)
Right Field (2)	- Gentry (44), King (1)
Designated Hitter (9)	- Wood (6), Praytor (1), Ras (3), Finnerty (1), King (4), Holcombe (10), Reeves (14), Trousdale (5), Auerbach (1)

CRIMSON TIDE AT A GLANCE

Overall Record	26-19
Current Streak	Lost 2
Series Record	8-6-0
Home	18-11
Road	7-8
Neutral	1-0
Day/Night	13-11/13-8
vs. Top-25 Teams	4-15
In February	7-2
In March	13-7
In April	6-10
In May	0-0
In June	0-0
vs. RHS/LHS	18-16/8-3
Alabama Scores First	21-3
Comeback Wins	8
Losses After Leading	4
Extra Innings	1-1
One-Run Games	3-3
Two-Run Games	2-2
Leading After 6/7/8	23-0/23-0/25-0
Trailing After 6/7/8	0-18/0-18/0-18
Alabama Out-Hits Opponent	21-2
Opponent Out-Hits Alabama	0-16
Two Teams Match on Hits	5-1

LAST TIME IT HAPPENED...

INDIVIDUAL

Four Hits in One Game

Alabama: by Brett Auerbach (4-4) vs. LSU (April 26, 2019)
Opponent: by Tanner Allen (4-6) of Mississippi State (April 14, 2019)

Five Hits in One Game

Alabama: by Brett Auerbach (5-5) vs. Northern Kentucky (March 8, 2019)
Opponent: by Connor Brumfield (5-5) of Missouri (March 18, 2017)

Six Hits in One Game

Alabama: Has not occurred
Opponent: by Kendrick Moore of Arkansas (May 20, 1995)

Three Runs in One Game

Alabama: by Tyler Gentry and Drew Williamson at Samford (April 9, 2019)
Opponent: by Austin Martin and Stephen Scott of Vanderbilt (April 20, 2019)

Four Runs in One Game

Alabama: by Keith Holcombe vs. Valparaiso (Feb. 18, 2018)
Opponent: by Will Holland of Auburn - GM 2 (April 21, 2018)

Five Runs in One Game

Alabama: by Josh Rutledge vs. UIC (Feb. 27, 2010)

Six+ Runs in One Game

Alabama: 6 by Craig Shipley at Georgia Southern (March 24, 1984)

Four RBI in One Game

Alabama: by Brett Auerbach and T.J. Reeves at Samford (April 9, 2019)
Opponent: by JJ Bleday and Pat DeMarco of Vanderbilt (April 20, 2019)

Five RBI in One Game

Alabama: by Hunter Alexander vs. Alabama A&M (March 14, 2018)
Opponent: by Grae Kessinger of Ole Miss (March 17, 2019)

Two Players with Five RBI in One Game

Alabama: Casey Hughston and Kyle Overstreet vs. Maryland Eastern Shore (Feb. 15, 2015)

Six RBI in One Game

Alabama: by Matt Malkin vs. UAB (April 10, 2018)
Opponent: by Cole Zabowski of Ole Miss (May 19, 2018)

Seven RBI in One Game

Alabama: by Cody Henry vs. Alcorn State (April 18, 2017)

Eight RBI in One Game

Alabama: by Andy Phillips at UAB (April 14, 1999)

Nine+ RBI in One Game

Alabama: 9 by Roberto Vaz at Auburn (April 12, 1997)

Two Doubles in One Game

Alabama: by Brett Auerbach vs. LSU (April 26, 2019)
Opponent: by Trevor Ezell of Arkansas (March 24, 2019)

Three Doubles in One Game

Alabama: Chandler Avant vs. New Mexico State (March 10, 2018)
Opponent: Tanner Allen of Mississippi State (April 14, 2019)

Four Doubles in One Game

Alabama: Mickey Kerns vs. Auburn (April 20, 1991)

Two Triples in One Game

Alabama: Georgie Salem vs. Mississippi Valley State - GM 2 (April 21, 2015)

Three Triples in One Game

Alabama: Ken Chapman vs. Samford (March 22, 1960)

Two Home Runs in One Inning

Alabama: T.J. Reeves at Samford (April 9, 2019) (3rd inning)

Two Home Runs in One Game

Alabama: Tyler Gentry and T.J. Reeves at Samford (April 9, 2019)
Opponent: JJ Bleday of Vanderbilt (April 20, 2019)

Three Home Runs in One Game

Alabama: G.W. Keller vs. Vanderbilt (May 8, 1999)
Opponent: Tom Belza of Oklahoma State (May 29, 2009)

Inside the Park Home Run

Alabama: T.J. Reeves vs. Maine (March 19, 2019)
Opponent: Justin Christian of SE Missouri State (Feb. 22, 2003)

Grand Slam Home Run

Alabama: Tyler Gentry vs. South Carolina - GM 1 (April 5, 2019)
Opponent: Reed Smith of Troy (April 2, 2019)

Walk-Off Home Run

Alabama: John Trousdale (grand slam) vs. Grambling (8 innings) (May 10, 2017)
Opponent: Tate Blackman of Ole Miss (April 8, 2017)

Game-Winning Home Run

Alabama: Hunter Alexander vs. Kentucky (March 31, 2018)
Opponent: Beau Jordan of LSU (May 11, 2018)

Back-to-Back Home Runs

Alabama: Sam Praytor and Joe Breaux at Arkansas (April 28, 2018)
Opponent: JJ Schwarz and Nelson Maldonado of Florida (May 14, 2017)

Back-to-Back-to-Back Home Runs

Alabama: T.J. Reeves, Morgan McCullough and Tyler Gentry at Samford (April 9, 2019)
Opponent: Russ Sneed, Connor Powers and Ryan Duffy of Mississippi State (May 2, 2009)

Two Home Runs in the Same Inning

Alabama: T.J. Reeves and Tyler Gentry vs. LSU (April 26, 2019) (1st inning)
Opponent: Julian Infante and JJ Bleday of Vanderbilt (April 20, 2019) (9th inning)

Three+ Home Runs in the Same Inning

Alabama: Reeves (2), McCullough, Gentry and Auerbach at Samford (April 9, 2019) (3rd inning)
Opponent: Jacob Young, Nelson Maldonado and Wil Dalton of Florida (March 30, 2019) (3rd inning)

Home Run to Lead Off a Game

Alabama: Keith Holcombe vs. LSU (April 27, 2019)
Opponent: Casey Martin of Arkansas (March 24, 2019)

Home Run in Two Consecutive At-Bats

Alabama: T.J. Reeves at Samford (April 9, 2019)
Opponent: Adam Matthews of South Carolina (April 27, 2012)

Home Run in Three Consecutive At-Bats

Alabama: G.W. Keller vs. Niagara (March 7, 1999)
Opponent: Tom Belza of Oklahoma State (May 29, 2009)

Pinch-Hit Home Run

Alabama: T.J. Reeves at Florida (March 31, 2019)
Opponent: Tim Rowe of Ole Miss (April 8, 2017)

Home Run in 3 Straight Games

Alabama: Cobie Vance (April 28-May 4, 2018)

Home Run in 4 Straight Games

Alabama: Kent Matthes (March 7-14, 2009)

Home Run in 5 Straight Games

Alabama: Kent Matthes (Feb. 22-March 3, 2009)

Home Run in 6 Straight Games

Alabama: Kent Matthes (Feb. 22-March 3, 2009)

Hit for the Cycle

Alabama: Josh Rutledge at South Alabama (April 22, 2009)

Stole 3 Bases in One Game

Alabama: Casey Hughston vs. Lipscomb (March 6, 2015)
Opponent: Adam Engel of Louisville (March 9, 2013)

Stole 4 Bases in One Game

Alabama: Scott McClanahan vs. Miami (Ohio) (Feb. 18, 2001)
Opponent: Nick Crawford of UAB (March 24, 2009)

Stole 5 Bases in One Game

Alabama: Ted Williams vs. Samford (March 5, 1986)

Stole Home (Straight Steal)

Alabama: Alex Kubal vs. Southeast Missouri State (Feb. 20, 2009)
Opponent: Ryan Ussery of UAB (April 10, 2012)

Stole Home (Double Steal)

Alabama: Morgan McCullough (HP) and Walker McCleney (2B) at South Alabama - GM 1 (March 2, 2019)
Opponent: Robbie Glendinning (HP) and Kameron Misner (CS) of Missouri (March 19, 2017)

Perfect Game

Alabama: Al Drumheller, John Collins and Brett Sullenberger at South Florida (March 31, 1993)
Opponent: Bruce Baudier of LSU (1967)

Nine-Inning No-Hitter

Alabama: Justin Kamplain, Jay Shaw and Geoffrey Bramblett vs. Mississippi Valley St. (March 8, 2014)

Seven-Inning No-Hitter

Alabama: Vince Barrantine at Auburn (March 27, 1981)
Opponent: Robert Earl Sidell of Mississippi (1962)

Complete Game One-Hitter

Alabama: Lance Cormier vs. Winthrop (March 4, 2001) (CG)
Opponent: Connor Shamblin, Casey Cobb and Jeremy Randolph vs. Ball State (Feb. 24, 2019)
Opponent: Robert Tyler of Georgia (April 1, 2016)

Complete Game Two-Hitter

Alabama: Geoffrey Bramblett vs. Georgia Southern (June 1, 2014)
Opponent: Freeman, Cameron, Guffey, Medders and Randolph vs. North Alabama (Feb. 26, 2019)
Opponent: Keaton McKinney of Arkansas (May 2, 2015)

Complete Game Three-Hitter

Alabama: Charley Sullivan vs. Tennessee (March 15, 2013)
Opponent: Tommy Mace of Florida (March 29, 2019)

Recorded 10+ Strikeouts

Alabama: 11 by Brock Love at South Alabama - GM 2 (March 2, 2019)
Opponent: 11 by Kacey Murphy of Arkansas (April 28, 2018)

LAST TIME IT HAPPENED...

Recorded 15+ Strikeouts

Alabama: Wade LeBlanc (17) vs. McNeese State (March 4, 2005)
 Opponent: Ethan Small (15) of Mississippi State (April 12, 2019)

Nine-Inning Complete Game

Alabama: Geoffrey Bramblett vs. Ole Miss (May 19, 2015)
 Opponent: Tommy Mace of Florida (March 29, 2019)

Seven-Inning Complete Game

Alabama: Adam Morgan vs. Tennessee (April 16, 2011)
 Opponent: Will Neely of Tennessee - GM 2 (March 25, 2018)

Complete Game Shutout

Alabama: Sam Finnerty vs. South Carolina - GM 1 (April 5, 2019)
 Opponent: Michael Plassmeyer of Missouri - GM 1 (April 7, 2018)

Combined Shutout

Alabama: Brock Love, Brock Guffey and Connor Shamblin vs. Arkansas (March 23, 2019)
 Opponent: Patrick Raby, Hugh Fisher and Tyler Brown of Vanderbilt (April 21, 2019)

Back-to-Back Shutouts

Alabama: Connor Shamblin, Casey Cobb and Jeremy Randolph vs. Ball State (Feb. 24, 2019)
 Freeman, Cameron, Guffey, Medders and Randolph vs. North Alabama (Feb. 26, 2019)
 Opponent: Austin Robichaux of Louisiana-Lafayette (Feb. 28, 2014)
 Carson Baranik and Matt Plitt of Louisiana-Lafayette (March 1, 2014)

Back-to-Back-to-Back Shutouts

Alabama: Taylor Guilbeau and Ray Castillo vs. Maryland Eastern Shore (Feb. 13, 2015)
 Will Carter, Alex Watkins and J.C. Wilhite vs. Maryland Eastern Shore (Feb. 14, 2015)
 Geoffrey Bramblett, Jay Shaw, Mitch Greer and Thomas Burrows vs. Maryland Eastern Shore (Feb. 15, 2015)

Back-to-Back Complete Games (9 IP)

Alabama: Jimmy Nelson vs. Ole Miss (May 15, 2010)
 Nathan Kilcrease vs. Ole Miss (May 16, 2010)

Back-to-Back-to-Back Complete Games (9 IP)

Alabama: Jimmy Nelson vs. Ole Miss (May 15, 2010)
 Nathan Kilcrease vs. Ole Miss (May 16, 2010)
 Jimmy Nelson at Tennessee (May 20, 2010)

Back-to-Back Complete Games (7 IP)

Alabama: Bernard Robert at South Carolina (April 9, 2006) (DH)
 Tommy Hunter at South Carolina (April 9, 2006) (DH)

Three Straight Complete Games

Alabama: Jimmy Nelson (May 14-25, 2010)
 Manny Torres (April 16-30, 1999)

Four Straight Complete Games

Alabama: Wade LeBlanc (April 23-May 16, 2004)

Five Straight Complete Games

Alabama: Chris Eilers (March 18-April 14, 1995)

TEAM

Shutout

Alabama: Alabama 9 vs. South Carolina 0 - GM 1 (April 5, 2019)
 Opponent: Alabama 0 at Vanderbilt 2 (April 21, 2019)

Scored 10-14 Runs

Alabama: 10 vs. Arkansas (March 23, 2019)
 Opponent: 13 by Vanderbilt (April 20, 2019)

Scored 15-19 Runs

Alabama: 16 vs. Maine (March 19, 2019)
 Opponent: 19 by Auburn (April 20, 2018)

Scored 20-24 Runs

Alabama: 21 at Samford (April 9, 2019)
 Opponent: 20 by Auburn - GM 2 (April 21, 2018)

Scored 25-29 Runs

Alabama: 25 vs. UIC (Feb. 27, 2010)
 Opponent: 27 at Vanderbilt (1988); at Florida (1989)

Scored 30+ Runs

Alabama: 35 at Georgia Southern (March 23, 1984)
 Opponent: Not on Record

Recorded 15+ Hits

Alabama: 19 at Samford (April 9, 2019)
 Opponent: 16 by Vanderbilt (April 20, 2019)

Recorded 20+ Hits

Alabama: 20 vs. Nicholls State (Feb. 24, 2016)
 Opponent: 22 at South Alabama (April 22, 2009)

Recorded 25+ Hits

Alabama: 26 vs. Alabama A&M (March 17, 2009)
 Opponent: 25 at South Carolina (May 1, 2010)

Recorded 30+ Hits

Alabama: 35 at Georgia Southern (March 23, 1984)
 Opponent: 30 at Vanderbilt (April 17, 1988)

Scored 5 Runs in One Inning

Alabama: vs. South Carolina - GM 1 (April 5, 2019) (2nd inning)
 Opponent: by Mississippi State (April 13, 2019) (7th inning)

Scored 6 Runs in One Inning

Alabama: vs. Arkansas (March 23, 2019) (6th inning)
 Opponent: by Arkansas (March 22, 2019) (2nd inning)

Scored 7 Runs in One Inning

Alabama: vs. Northern Kentucky (March 8, 2019) (5th inning)
 Opponent: by Ole Miss (March 17, 2019) (3rd inning)

Scored 8 Runs in One Inning

Alabama: vs. Alabama A&M (March 13, 2018) (1st inning)
 Opponent: by Oklahoma (March 3, 2018) (8th inning)

Scored 9 Runs in One Inning

Alabama: vs. Maryland Eastern Shore (Feb. 15, 2015) (7th inning)
 Opponent: by Mississippi State - Game 2 (April 21, 2017) (6th inning)

Scored 10 Runs in One Inning

Alabama: vs. UAB (Feb. 28, 2007) (5th inning)
 Opponent: by South Alabama (April 22, 2009) (3rd inning)

Scored 11+ Runs in One Inning

Alabama: 11 vs. UAB (April 14, 2000) (7th inning)
 Opponent: 11 by Auburn - GM 2 (April 21, 2018) (8th inning)

Scored 12+ Runs in One Inning

Alabama: 13 at Samford (April 9, 2019)
 Opponent: 12 by Florida (March 19, 1989) (6th inning)

Recorded 6 Hits in One Inning

Alabama: vs. Northern Kentucky (March 8, 2019) (5th inning)
 Opponent: by Arkansas (March 22, 2019) (2nd inning)

Recorded 7 Hits in One Inning

Alabama: vs. Alabama A&M (March 14, 2018) (5th inning)
 Opponent: by Oklahoma (March 3, 2018) (8th inning)

Recorded 8 Hits in One Inning

Alabama: vs. Alabama A&M (March 13, 2018) (1st inning)
 Opponent: at South Alabama (April 22, 2009) (3rd inning)

Recorded 9 Hits in One Inning

Alabama: vs. Canisius (Feb. 16, 2007) (7th inning)
 Opponent: at South Alabama (April 4, 1989) (3rd inning)

Recorded 10 Hits in One Inning

Alabama: at UAB (April 14, 1999) (7th inning)
 Opponent: vs. Auburn (May 20, 1993) (SEC Tourney) (4th inning)

Recorded 11+ Hits in One Inning

Alabama: (Alabama record) 11 at Samford (April 9, 2019) (3rd inning)
 Opponent: 11 by Florida (1989)
 11 by Miami (CWS) (June 2, 1996) (3rd inning)

Made 3 Errors in One Game

Alabama: at LSU (May 11, 2018)
 Opponent: by Arkansas (March 24, 2019)

Made 4 Errors in One Game

Alabama: vs. Georgia (13 Innings) (March 16, 2018)
 Opponent: by Jacksonville State (April 24, 2019)

Made 5 Errors in One Game

Alabama: vs. Texas A&M (April 13, 2017)
 Opponent: by Auburn (May 10, 2015)

Made 6 Errors in One Game

Alabama: at Texas-Arlington (March 2, 2008)
 Opponent: by Mississippi Valley State (April 1, 2009)

Made 8 Errors in One Game

Alabama: vs. Georgia (April 4, 1992)

Turned 3 Double Plays

Alabama: vs. Alcorn State (April 18, 2018)
 Opponent: by LSU (April 28, 2017)

Turned 4 Double Plays

Alabama: at LSU (May 12, 2018)
 Opponent: by Auburn (April 12, 2014)

Turned 5 Double Plays

Alabama: vs. Kentucky (March 20, 2005)
 vs. Huntingdon (April 27, 1990)

Turned a Triple Play

Alabama: at UAB (March 21, 2017)
 Opponent: by Middle Tennessee (Feb. 25, 1997)

2019 RESULTS

Date	Opponent	Score	Inns	Overall	SEC	Pitcher of record	Attend	Time
Feb 15, 2019	PRESBYTERIAN	w 7-2	9	1-0-0	0-0-0	Finnerty (W 1-0)	3366	2:31
Feb 16, 2019	PRESBYTERIAN-1	L 1-4	9	1-1-0	0-0-0	Medders (L 0-1)	-	3:12
Feb 16, 2019	PRESBYTERIAN-2	w 9-4	9	2-1-0	0-0-0	Shamblin (W 1-0)	4455	2:48
Feb 18, 2019	JACKSONVILLE STATE	w 13-2	9	3-1-0	0-0-0	Cameron (W 1-0)	2631	2:58
Feb 22, 2019	BALL STATE	w 7-1	9	4-1-0	0-0-0	Finnerty (W 2-0)	2523	2:30
Feb 23, 2019	BALL STATE	L 5-8	9	4-2-0	0-0-0	Ras (L 0-1)	2672	3:02
Feb 24, 2019	BALL STATE	w 6-0	9	5-2-0	0-0-0	Shamblin (W 2-0)	2648	2:33
Feb 26, 2019	NORTH ALABAMA	w 8-0	9	6-2-0	0-0-0	Freeman (W 1-0)	2957	2:46
Feb 27, 2019	NORTH ALABAMA	w 4-1	9	7-2-0	0-0-0	Lee (W 1-0)	2849	2:57
Mar 1, 2019	at South Alabama	w 7-3	9	8-2-0	0-0-0	Finnerty (W 3-0)	3013	2:59
Mar 2, 2019	at South Alabama-1	w 10-5	9	9-2-0	0-0-0	Medders (W 1-1)	-	3:12
Mar 2, 2019	at South Alabama-2	w 6-1	9	10-2-0	0-0-0	Love (W 1-0)	2538	2:45
Mar 5, 2019	UAB	w 4-3	9	11-2-0	0-0-0	Rukes (W 1-0)	2424	3:00
Mar 6, 2019	SOUTH DAKOTA STATE	w 5-4	(14)	12-2-0	0-0-0	Cameron (W 2-0)	2377	4:18
Mar 8, 2019	NORTHERN KENTUCKY	w 15-1	9	13-2-0	0-0-0	Finnerty (W 4-0)	2416	2:30
Mar 9, 2019	NORTHERN KENTUCKY	w 9-4	9	14-2-0	0-0-0	Love (W 2-0)	2471	3:14
Mar 10, 2019	NORTHERN KENTUCKY	w 10-1	9	15-2-0	0-0-0	Freeman (W 2-0)	2569	2:42
Mar 12, 2019	MIDDLE TENNESSEE	w 2-0	9	16-2-0	0-0-0	Vainer (W 1-0)	2713	2:36
* Mar 15, 2019	at #7 Ole Miss	L 0-1	9	16-3-0	0-1-0	Finnerty (L 4-1)	8507	2:52
* Mar 16, 2019	at #7 Ole Miss	w 8-6	9	17-3-0	1-1-0	Medders (W 2-1)	9016	3:44
* Mar 17, 2019	at #7 Ole Miss	L 2-12	9	17-4-0	1-2-0	Freeman (L 2-1)	8667	3:07
Mar 19, 2019	MAINE	w 16-0	9	18-4-0	1-2-0	Ras (W 1-1)	2889	3:04
* Mar 22, 2019	#9 ARKANSAS	L 3-12	9	18-5-0	1-3-0	Finnerty (L 4-2)	4060	2:50
* Mar 23, 2019	#9 ARKANSAS	w 10-0	9	19-5-0	2-3-0	Love (W 3-0)	4317	2:45
* Mar 24, 2019	#9 ARKANSAS	L 2-10	9	19-6-0	2-4-0	Freeman (L 2-2)	3687	2:58
Mar 26, 2019	vs #12 Auburn	w 6-3	9	20-6-0	2-4-0	Randolph (W 1-0)	7896	3:26
* Mar 29, 2019	at #15 Florida	L 1-3	9	20-7-0	2-5-0	Finnerty (L 4-3)	4521	2:37
* Mar 30, 2019	at #15 Florida	L 3-12	9	20-8-0	2-6-0	Love (L 3-1)	5156	2:38
* Mar 31, 2019	at #15 Florida	L 3-6	9	20-9-0	2-7-0	Ras (L 1-2)	3785	2:34
Apr 2, 2019	TROY	L 4-8	9	20-10-0	2-7-0	Shamblin (L 2-1)	3137	2:44
* Apr 5, 2019	SOUTH CAROLINA-1	w 9-0	9	21-10-0	3-7-0	Finnerty (W 5-3)	-	2:20
* Apr 5, 2019	SOUTH CAROLINA-2	w 4-1	9	22-10-0	4-7-0	Love (W 4-1)	3171	2:45
* Apr 6, 2019	SOUTH CAROLINA	L 4-5	(12)	22-11-0	4-8-0	Medders (L 2-2)	3146	4:10
Apr 9, 2019	at Samford	w 21-2	9	23-11-0	4-8-0	Rukes (W 2-0)	1221	2:59
* Apr 12, 2019	at #5 Mississippi State	L 0-6	9	23-12-0	4-9-0	Finnerty (L 5-4)	10386	2:55
* Apr 13, 2019	at #5 Mississippi State	L 1-9	9	23-13-0	4-10-0	Love (L 4-2)	11112	3:59
* Apr 14, 2019	at #5 Mississippi State	L 3-13	9	23-14-0	4-11-0	Cobb (L 0-1)	8593	3:25
Apr 16, 2019	at UAB	w 3-2	9	24-14-0	4-11-0	Rukes (W 3-0)	1518	2:52
* Apr 19, 2019	#5 VANDERBILT	L 4-7	9	24-15-0	4-12-0	Finnerty (L 5-5)	2862	3:04
* Apr 20, 2019	#5 VANDERBILT	L 5-13	9	24-16-0	4-13-0	Love (L 4-3)	3609	3:14
* Apr 21, 2019	#5 VANDERBILT	L 0-2	9	24-17-0	4-14-0	Randolph (L 1-1)	3006	2:53
Apr 24, 2019	at Jacksonville State	w 6-3	9	25-17-0	4-14-0	Cameron (W 3-0)	2033	2:48
* Apr 26, 2019	#14 LSU	w 6-1	9	26-17-0	5-14-0	Finnerty (W 6-5)	4240	2:50
* Apr 27, 2019	#14 LSU	L 2-5	9	26-18-0	5-15-0	Love (L 4-4)	4453	3:06
* Apr 28, 2019	#14 LSU	L 4-5	9	26-19-0	5-16-0	Randolph (L 1-2)	3633	2:49

* = Conference game

() extra inning game

2019 GAMES SUMMARY

Score by innings	1	2	3	4	5	6	7	8	9	EX	Total
Alabama	21	50	37	27	40	26	21	19	16	1	258
Opponents	16	37	32	19	24	5	24	14	19	1	191

Record when ...

Overall	26-19	After 6 leading	23-0
Conference	5-16 trailing	0-18
Non-Conference	21-3 tied	3-1
Home games	18-11	After 7 leading	23-0
Away games	7-8 trailing	0-18
Neutral site	1-0 tied	3-1
Day games	13-11	After 8 leading	25-0
Night games	13-8 trailing	0-18
vs Left starter	8-3 tied	1-1
vs Right starter	18-16		
1-Run games	3-3	Hit 0 home runs	12-10
2-Run games	2-2	... 1 home run	9-8
5+Run games	16-8	... 2+ home runs	5-1
Extra innings	1-1		
Shutouts	6-3	Opponent 0 home runs	21-4
	 1 home run	5-8
Scoring 0-2 runs	1-9 2+ HRs	0-7
..... 3-5 runs	5-10		
..... 6-9 runs	13-0	Made 0 errors	12-7
..... 10+ runs	7-0 1 error	11-6
	 2+ errors	3-6
Opponent 0-2 runs	17-2		
..... 3-5 runs	8-5	Opp. made 0 errors	10-9
..... 6-9 runs	1-6 1 error	8-8
..... 10+ runs	0-6 2+ errors	8-2
Scored in 1st inning	9-2	Out-hit opponent	21-2
Opp. scored in 1st	3-9	Out-hit by opponent	0-16
Scores first	21-3	Hits are tied	5-1
Opp. scores first	5-16		

Record when team scores:

Runs	0	1	2	3	4	5	6	7	8	9	10+
W-L	0-3	0-3	1-3	1-4	3-4	1-2	5-0	3-0	2-0	3-0	7-0

Record when opponent scores:

Runs	0	1	2	3	4	5	6	7	8	9	10+
W-L	6-0	7-1	4-1	4-1	3-1	1-3	1-2	0-1	0-2	0-1	0-6

Record when leading after:

Inn.	1	2	3	4	5	6	7	8
W-L	9-1	16-3	18-1	20-0	22-0	23-0	23-0	25-0

Record when trailing after:

Inn.	1	2	3	4	5	6	7	8
W-L	1-8	2-11	4-14	2-16	2-18	0-18	0-18	0-18

Record when tied after:

Inn.	1	2	3	4	5	6	7	8
W-L	16-10	8-5	4-4	4-3	2-1	3-1	3-1	1-1

Current losing streak: 2
 Longest winning streak: 12
 Longest losing streak: 4

Home attendance : 85281 (27 dates avg = 3158)
 Away attendance : 87962 (15 dates avg = 5864)
 Total attendance: 173243 (42 dates avg = 4124)

2019 TEAM GAME-BY-GAME [BATTING]

Date	Opponent	ab	r	h	rbi	2b	3b	hr	tb	bb	ibb	sb	cs	hbp	sac	sf	gdp	k	po	a	e	lob	avg
Feb 15	PRESBYTERIAN	35	7	13	7	2	0	1	18	3	0	0	1	2	0	1	0	4	27	12	0	10	.371
Feb 16	PRESBYTERIAN	30	1	5	1	1	0	1	9	7	0	0	0	1	0	0	2	2	27	6	2	10	.277
Feb 16	PRESBYTERIAN	34	9	11	7	2	0	1	16	6	0	2	0	0	0	1	2	7	27	9	1	8	.293
Feb 18	JACKSONVILLE STATE	33	13	10	10	2	0	1	15	9	0	2	0	3	1	0	1	9	27	4	0	9	.295
Feb 22	BALL STATE	31	7	7	6	1	0	1	11	7	0	0	0	2	0	0	2	12	27	13	1	9	.282
Feb 23	BALL STATE	36	5	9	5	1	0	1	13	8	0	0	0	0	0	0	0	9	27	9	0	12	.276
Feb 24	BALL STATE	32	6	11	6	4	0	0	15	4	0	2	0	1	1	1	0	3	27	7	0	9	.286
Feb 26	NORTH ALABAMA	33	8	11	7	1	0	1	15	8	0	0	1	2	0	1	0	7	27	6	0	12	.292
Feb 27	NORTH ALABAMA	29	4	7	4	1	0	0	8	8	0	0	0	0	1	1	0	5	27	4	2	11	.287
Mar 1	at South Alabama	33	7	9	7	2	1	0	13	10	0	1	0	0	0	2	1	7	27	7	0	11	.285
Mar 2	at South Alabama	40	10	15	8	5	1	3	31	5	0	3	0	2	1	0	1	9	27	6	0	11	.295
Mar 2	at South Alabama	37	6	11	5	4	0	0	15	3	0	3	0	1	0	1	0	9	27	5	1	9	.295
Mar 5	UAB	32	4	10	4	1	1	1	16	5	0	0	1	0	0	1	0	10	27	6	1	10	.297
Mar 6	SOUTH DAKOTA STAT	51	5	14	3	1	1	0	17	3	1	1	0	3	1	0	2	7	42	18	1	13	.294
Mar 8	NORTHERN KENTUCK	40	15	18	14	5	0	1	26	4	0	0	0	1	0	0	1	8	27	3	0	6	.306
Mar 9	NORTHERN KENTUCK	32	9	9	9	2	1	0	13	10	0	3	0	4	0	1	0	5	27	2	1	14	.305
Mar 10	NORTHERN KENTUCK	28	10	6	8	2	0	0	8	12	0	2	0	3	0	1	1	6	27	14	0	10	.300
Mar 12	MIDDLE TENNESSEE	29	2	6	2	1	0	0	7	3	0	0	1	2	0	0	0	9	27	9	0	8	.296
*Mar 15	at Ole Miss	30	0	4	0	1	0	0	5	4	0	0	1	0	0	0	0	14	24	6	0	7	.288
*Mar 16	at Ole Miss	35	8	13	8	3	1	1	21	9	0	1	1	1	1	2	1	10	27	11	2	13	.293
*Mar 17	at Ole Miss	33	2	5	2	3	0	0	8	3	0	1	0	0	0	0	0	14	24	14	0	7	.286
Mar 19	MAINE	39	16	16	16	3	1	3	30	11	0	2	0	0	0	2	1	5	27	6	0	12	.293
*Mar 22	ARKANSAS	33	3	7	2	1	0	0	8	3	0	0	1	1	0	0	0	8	27	8	1	7	.289
*Mar 23	ARKANSAS	32	10	9	10	1	0	1	13	7	0	0	0	0	0	2	0	2	27	8	1	7	.289
*Mar 24	ARKANSAS	33	2	5	1	0	0	0	5	5	0	1	1	0	0	1	0	10	27	8	2	10	.284
Mar 26	vs Auburn	29	6	10	4	3	0	0	13	8	0	3	1	1	1	0	0	5	27	12	1	9	.286
*Mar 29	at Florida	29	1	3	1	0	0	0	3	1	0	0	0	2	0	0	1	7	24	13	1	4	.280
*Mar 30	at Florida	30	3	4	2	0	0	1	7	5	0	0	0	3	0	1	0	10	24	10	0	9	.275
*Mar 31	at Florida	34	3	9	2	0	0	1	12	2	0	0	1	0	1	0	0	5	24	9	0	7	.275
Apr 2	TROY	31	4	5	4	0	0	2	11	6	0	2	0	1	0	1	0	5	27	8	2	8	.271
*Apr 5	SOUTH CAROLINA	35	9	11	9	2	0	2	19	5	0	0	0	3	0	0	1	8	27	11	0	10	.273
*Apr 5	SOUTH CAROLINA	35	4	11	4	1	0	0	12	1	0	4	1	1	0	0	0	1	27	7	1	9	.274
*Apr 6	SOUTH CAROLINA	42	4	7	4	2	0	0	9	3	1	0	1	2	1	0	0	8	36	12	2	8	.270
Apr 9	at Samford	47	21	19	21	3	1	9	51	7	0	0	0	2	0	0	0	10	27	7	2	8	.275
*Apr 12	at Mississippi State	31	0	4	0	3	0	0	7	4	0	0	0	0	0	0	0	18	24	13	0	8	.272
*Apr 13	at Mississippi State	30	1	6	1	2	0	0	8	3	0	1	1	1	0	0	1	5	24	3	1	6	.270
*Apr 14	at Mississippi State	37	3	11	3	3	0	1	17	3	0	0	1	1	0	0	0	8	24	11	1	11	.271
Apr 16	at UAB	33	3	7	2	1	0	0	8	7	0	1	1	1	1	0	1	9	27	12	1	12	.269
*Apr 19	VANDERBILT	33	4	6	4	1	0	1	10	3	0	2	0	0	0	0	0	10	27	9	2	5	.267
*Apr 20	VANDERBILT	29	5	6	4	0	0	0	6	5	0	1	0	3	0	2	2	4	27	6	1	7	.266
*Apr 21	VANDERBILT	30	0	3	0	1	0	0	4	4	0	0	0	1	0	0	0	11	27	7	0	8	.262
Apr 24	at Jacksonville State	31	6	8	5	1	0	0	9	8	0	3	2	0	1	1	2	8	27	9	1	8	.262
*Apr 26	LSU	33	6	10	6	2	0	2	18	2	0	2	0	2	0	1	0	9	27	5	0	8	.263
*Apr 27	LSU	36	2	10	2	0	0	1	13	3	0	2	0	0	0	0	1	12	27	11	2	10	.263
*Apr 28	LSU	34	4	8	4	0	0	1	11	3	0	0	0	3	1	0	1	4	27	8	1	10	.263
Totals		1519	258	399	234	75	8	38	604	240	2	45	17	56	12	24	25	348	1215	384	35	410	.263

2019 TEAM GAME-BY-GAME [PITCHING]

Date	Opponent	ip	h	r	er	bb	so	2b	3b	hr	wp	bk	hbp	dp	ibb	score	w-l	sv	era
Feb 15	PRESBYTERIAN	9.0	10	2	2	2	5	1	0	1	0	0	0	2	0	7-2	1-0	0	2.00
Feb 16	PRESBYTERIAN	9.0	13	4	2	5	11	2	2	1	1	0	0	1	0	1-4	1-1	0	2.00
Feb 16	PRESBYTERIAN	9.0	9	4	3	2	12	3	0	0	0	0	0	1	0	9-4	2-1	1	2.33
Feb 18	JACKSONVILLE STATE	9.0	6	2	2	2	9	2	0	0	0	0	0	0	0	13-2	3-1	1	2.25
Feb 22	BALL STATE	9.0	4	1	1	1	10	0	0	0	2	0	0	2	0	7-1	4-1	1	2.00
Feb 23	BALL STATE	9.0	10	8	8	6	8	3	0	0	1	0	0	1	0	5-8	4-2	1	3.00
Feb 24	BALL STATE	9.0	1	0	0	2	9	0	0	0	0	0	0	1	0	6-0	5-2	1	2.57
Feb 26	NORTH ALABAMA	9.0	2	0	0	3	15	1	0	0	0	0	2	0	0	8-0	6-2	1	2.25
Feb 27	NORTH ALABAMA	9.0	7	1	0	2	12	0	0	0	0	0	1	0	0	4-1	7-2	2	2.00
Mar 1	at South Alabama	9.0	5	3	3	1	7	1	0	1	0	0	0	0	0	7-3	8-2	3	2.10
Mar 2	at South Alabama	9.0	10	5	5	5	10	1	1	0	0	0	1	1	0	10-5	9-2	3	2.36
Mar 2	at South Alabama	9.0	4	1	1	2	17	1	0	0	0	0	0	0	0	6-1	10-2	3	2.25
Mar 5	UAB	9.0	6	3	3	2	10	1	0	0	1	0	1	1	0	4-3	11-2	4	2.31
Mar 6	SOUTH DAKOTA STAT	14.0	13	4	3	5	9	2	0	0	0	0	0	2	0	5-4	12-2	4	2.27
Mar 8	NORTHERN KENTUCK	9.0	5	1	1	0	8	1	0	0	0	0	0	0	0	15-1	13-2	4	2.19
Mar 9	NORTHERN KENTUCK	9.0	9	4	1	3	9	0	0	1	1	0	1	0	0	9-4	14-2	4	2.11
Mar 10	NORTHERN KENTUCK	9.0	6	1	1	1	6	2	0	0	0	0	0	0	0	10-1	15-2	4	2.05
Mar 12	MIDDLE TENNESSEE	9.0	6	0	0	0	5	1	0	0	0	0	2	1	0	2-0	16-2	5	1.94
*Mar 15	at Ole Miss	8.0	6	1	1	1	5	0	0	1	3	0	0	0	0	0-1	16-3	5	1.90
*Mar 16	at Ole Miss	9.0	6	6	4	8	5	0	0	0	1	0	3	1	0	8-6	17-3	6	2.01
*Mar 17	at Ole Miss	8.0	10	12	12	8	4	3	0	0	2	0	1	1	0	2-12	17-4	6	2.48
Mar 19	MAINE	9.0	7	0	0	4	13	2	0	0	0	0	0	0	0	16-0	18-4	6	2.37
*Mar 22	ARKANSAS	9.0	15	12	11	1	14	3	0	3	0	0	2	0	0	3-12	18-5	6	2.74
*Mar 23	ARKANSAS	9.0	4	0	0	4	4	1	0	0	0	0	0	1	0	10-0	19-5	6	2.63
*Mar 24	ARKANSAS	9.0	14	10	10	4	9	4	0	2	0	0	2	1	0	2-10	19-6	6	2.92
Mar 26	vs Auburn	9.0	8	3	2	4	7	1	0	0	0	0	1	2	0	6-3	20-6	6	2.89
*Mar 29	at Florida	8.0	7	3	3	5	5	1	0	0	0	1	0	0	0	1-3	20-7	6	2.90
*Mar 30	at Florida	8.0	16	12	12	2	6	4	0	5	1	0	0	1	0	3-12	20-8	6	3.24
*Mar 31	at Florida	8.0	9	6	6	2	4	2	0	1	1	0	0	0	0	3-6	20-9	6	3.34
Apr 2	TROY	9.0	6	8	5	8	14	2	0	1	1	1	0	0	0	4-8	20-10	6	3.40
*Apr 5	SOUTH CAROLINA	9.0	4	0	0	0	5	2	0	0	0	0	0	1	0	9-0	21-10	6	3.29
*Apr 5	SOUTH CAROLINA	9.0	3	1	1	4	12	0	0	1	0	0	1	1	0	4-1	22-10	7	3.22
*Apr 6	SOUTH CAROLINA	12.0	9	5	3	5	13	1	0	0	2	0	3	0	2	4-5	22-11	7	3.18
Apr 9	at Samford	9.0	7	2	1	4	7	0	0	0	0	0	0	1	0	21-2	23-11	7	3.12
*Apr 12	at Mississippi State	8.0	13	6	6	1	5	2	0	1	0	0	0	0	0	0-6	23-12	7	3.21
*Apr 13	at Mississippi State	8.0	10	9	9	6	7	0	0	3	1	0	0	0	0	1-9	23-13	7	3.38
*Apr 14	at Mississippi State	8.0	17	13	13	6	5	6	0	1	3	1	0	0	0	3-13	23-14	7	3.65
Apr 16	at UAB	9.0	7	2	2	0	5	0	0	1	1	0	1	2	0	3-2	24-14	8	3.61
*Apr 19	VANDERBILT	9.0	14	7	7	4	12	4	0	2	1	0	0	1	1	4-7	24-15	8	3.69
*Apr 20	VANDERBILT	9.0	16	13	12	4	14	2	0	5	1	0	0	0	0	5-13	24-16	8	3.90
*Apr 21	VANDERBILT	9.0	8	2	2	4	14	3	0	1	1	0	1	1	0	0-2	24-17	8	3.85
Apr 24	at Jacksonville State	9.0	5	3	2	0	9	1	0	0	0	0	1	0	0	6-3	25-17	9	3.81
*Apr 26	LSU	9.0	8	1	1	1	11	2	0	0	1	0	0	0	0	6-1	26-17	9	3.74
*Apr 27	LSU	9.0	9	5	5	5	7	0	0	1	1	0	0	0	0	2-5	26-18	9	3.77
*Apr 28	LSU	9.0	7	5	5	3	7	1	0	2	1	0	0	1	1	4-5	26-19	9	3.80
Totals		405.0	371	191	171	142	395	69	3	35	28	3	24	28	4	258-191	26-19	9	3.80

2019 CUMULATIVE STATS



2019 Alabama Baseball Overall Statistics for Alabama (as of May 02, 2019) (All games Sorted by Batting avg)



Record: 26-19 Home: 18-11 Away: 7-8 Neutral: 1-0 SEC: 5-16

Player	avg	gp-gs	ab	r	h	2b	3b	hr	rbi	tb	slg%	bb	hp	so	gdp	ob%	sf	sh	sb-att	po	a	e	fld%	
Kolby Robinson	.314	44-44	140	20	44	4	1	0	20	50	.357	18	9	11	0	.415	4	5	6-9	60	99	8	.952	
Drew Williamson	.301	43-42	136	24	41	5	1	2	17	54	.397	32	2	37	2	.439	1	0	4-5	317	11	2	.994	
Morgan McCullough	.292	43-43	161	25	47	12	2	2	26	69	.429	32	2	27	4	.409	3	0	4-7	51	98	6	.961	
Tyler Gentry	.286	45-44	168	29	48	7	0	10	33	85	.506	15	4	38	2	.353	3	0	5-10	94	2	2	.980	
Keith Holcombe	.281	41-41	146	21	41	12	1	4	30	67	.459	14	10	40	1	.380	1	1	4-4	54	0	1	.982	
Brett Auerbach	.266	44-43	169	27	45	12	0	1	24	60	.355	21	5	30	2	.360	2	3	6-8	250	53	3	.990	
Joe Breaux	.264	42-42	159	23	42	11	2	3	24	66	.415	21	8	35	3	.374	2	1	4-6	109	0	0	1.000	

Isaiah Byars	.273	7-0	11	0	3	0	0	0	3	3	.273	1	0	5	0	.333	0	0	0-0	2	4	1	.857	
T.J. Reeves	.269	37-28	104	29	28	4	0	7	21	53	.510	21	4	30	2	.402	3	0	6-7	30	1	1	.969	
Justin King	.263	23-10	38	9	10	2	0	2	3	18	.474	19	2	19	0	.525	0	0	2-2	25	2	1	.964	
Johnny Hawk	.233	22-12	43	12	10	2	0	3	9	21	.488	12	2	13	2	.421	0	0	0-0	110	19	1	.992	
Sam Praytor	.222	6-5	18	6	4	0	0	2	3	10	.556	2	2	4	1	.364	0	0	0-0	24	0	0	1.000	
John Trousdale	.207	34-22	82	14	17	2	1	1	9	24	.293	15	0	17	0	.323	2	0	2-2	33	20	4	.930	
Daniel Carinci	.188	12-2	16	2	3	0	0	0	1	3	.188	0	2	4	0	.263	1	0	0-0	4	6	1	.909	
Kobe Morris	.159	32-17	63	6	10	1	0	0	3	11	.175	8	2	18	2	.270	1	1	1-1	19	29	1	.980	
Tyler Ras	.125	15-3	24	3	3	1	0	1	4	7	.292	2	1	8	2	.222	0	0	0-0	6	2	1	.889	
Gene Wood	.115	15-6	26	4	3	0	0	0	4	3	.115	5	1	7	1	.273	1	0	0-0	1	0	0	1.000	
Walker McCleney	.000	25-0	15	4	0	0	0	0	0	0	.000	2	0	5	1	.118	0	1	1-1	19	0	0	1.000	
Sam Finnerty	.000	1-1	0	0	0	0	0	0	0	0	.000	0	0	0	0	.000	0	0	0-0	0	8	0	1.000	
Totals	.263	45	1519	258	399	75	8	38	234	604	.398	240	56	348	25	.378	24	12	45-62	1215	384	35	.979	
Opponents	.242	45	1536	191	371	69	3	35	173	551	.359	142	24	395	22	.313	14	12	33-42	1183	377	42	.974	

LOB - Team (410), Opp (323). DPs turned - Team (28), Opp (29). CI - Team (1), Hawk 1. IBB - Team (2), McCullough 1, Williamson 1, Opp (4). Picked off - Holcombe 1, Auerbach 1.

(All games Sorted by Earned run avg)

Player	era	w-l	app	gs	cg	sho	sv	ip	h	r	er	bb	so	2b	3b	hr	b/avg	wp	hp	bk	sfa	sha		
Jeremy Randolph	2.81	1-2	18	2	0	0/3	7	32.0	20	10	10	11	40	4	0	4	.180	4	2	0	1	1		
Tyler Ras	2.97	1-2	12	10	0	0/2	0	30.1	34	12	10	9	23	7	2	1	.288	1	3	0	1	1		
Sam Finnerty	3.74	6-5	11	11	1	1/0	0	65.0	65	28	27	9	50	15	0	6	.258	2	1	0	3	1		
Brock Love	5.11	4-4	12	10	0	0/1	0	44.0	42	28	25	20	54	1	0	9	.243	3	3	0	0	2		

Dylan Oliver	0.00	0-0	5	0	0	0/1	0	4.1	4	1	0	2	3	1	0	0	.250	0	0	0	0	0		
Garret Rukes	1.48	3-0	14	2	0	0/1	0	24.1	22	5	4	8	17	3	0	2	.253	2	0	0	1	3		
Brock Guffey	2.04	0-0	13	0	0	0/3	0	17.2	15	5	4	2	18	4	0	1	.224	2	2	1	1	0		
Chase Lee	2.55	1-0	17	0	0	0/0	0	24.2	20	8	7	3	23	2	0	0	.217	1	3	1	1	0		
Davis Vainer	2.91	1-0	13	0	0	0/1	0	21.2	12	7	7	12	33	0	0	2	.160	2	1	1	0	1		
Deacon Medders	3.20	2-2	18	0	0	0/2	0	25.1	14	11	9	18	45	3	0	2	.152	3	1	0	0	0		
Wil Freeman	4.30	2-2	10	5	0	0/1	0	23.0	23	13	11	6	15	6	0	1	.264	1	3	0	2	1		
Kyle Cameron	4.34	3-0	14	0	0	0/2	0	18.2	17	9	9	2	14	3	0	0	.246	0	2	0	1	1		
Casey Cobb	4.71	0-1	13	1	0	0/1	1	28.2	33	18	15	12	24	6	0	1	.280	1	0	0	0	1		
Connor Shamblin	5.82	2-1	12	4	0	0/2	0	21.2	19	17	14	14	23	7	0	3	.229	1	1	0	1	0		
Dylan Smith	6.14	0-0	11	0	0	0/1	0	14.2	16	10	10	9	10	3	0	3	.286	3	1	0	0	0		
Jacob McNairy	9.00	0-0	7	0	0	0/0	1	9.0	15	9	9	5	3	4	1	0	.375	2	1	0	2	0		
Totals	3.80	26-19	45	45	1	6/5	9	405.0	371	191	171	142	395	69	3	35	.242	28	24	3	14	12		
Opponents	5.30	19-26	45	45	1	3/3	8	394.1	399	258	232	240	348	75	8	38	.263	58	56	8	24	12		

PB - Team (4), Auerbach 2, Hawk 2, Opp (11). Pickoffs - Team (3), Hawk 1, Smith 1, Auerbach 1, Opp (2). SBA/ATT - Auerbach (23-28), Hawk (10-14), Love (5-6), Randolph (5-5), Medders (5-5), Vainer (3-4), Ras (2-3), Lee (1-3), Smith (3-3), Rukes (2-2), Cobb (1-2), Guffey (2-2), Cameron (2-2), Freeman (1-2), Finnerty (1-2), Shamblin (0-1).

2019 CUMULATIVE STATS



**2019 Alabama Baseball
Overall Statistics for Alabama (as of May 02, 2019)
(All games Sorted by Fielding pct)**



Player	c	po	a	e	fld%	dp	sba	csb	sba%	pb	ci
Joe Breaux	109	109	0	0	1.000	0	0	0	---	0	0
Sam Praytor	24	24	0	0	1.000	0	0	0	---	0	0
Walker McCleney	19	19	0	0	1.000	0	0	0	---	0	0
Sam Finnerty	8	0	8	0	1.000	0	1	1	.500	0	0
Jeremy Randolph	6	2	4	0	1.000	1	5	0	1.000	0	0
Casey Cobb	6	0	6	0	1.000	0	1	1	.500	0	0
Connor Shamblin	5	1	4	0	1.000	1	0	1	.000	0	0
Dylan Smith	4	1	3	0	1.000	0	3	0	1.000	0	0
Brock Love	4	0	4	0	1.000	0	5	1	.833	0	0
Kyle Cameron	3	1	2	0	1.000	0	2	0	1.000	0	0
Garret Rukes	3	0	3	0	1.000	0	2	0	1.000	0	0
Brock Guffey	3	1	2	0	1.000	0	2	0	1.000	0	0
Deacon Medders	1	0	1	0	1.000	0	5	0	1.000	0	0
Wil Freeman	1	1	0	0	1.000	0	1	1	.500	0	0
Jacob McNairy	1	0	1	0	1.000	0	0	0	---	0	0
Gene Wood	1	1	0	0	1.000	0	0	0	---	0	0
Drew Williamson	330	317	11	2	.994	23	0	0	---	0	0
Johnny Hawk	130	110	19	1	.992	0	10	4	.714	2	1
Brett Auerbach	306	250	53	3	.990	2	23	5	.821	2	0
Keith Holcombe	55	54	0	1	.982	0	0	0	---	0	0
Tyler Gentry	98	94	2	2	.980	0	0	0	---	0	0
Kobe Morris	49	19	29	1	.980	3	0	0	---	0	0
T.J. Reeves	32	30	1	1	.969	0	0	0	---	0	0
Justin King	28	25	2	1	.964	3	0	0	---	0	0
Morgan McCullough	155	51	98	6	.961	20	0	0	---	0	0
Kolby Robinson	167	60	99	8	.952	21	0	0	---	0	0
John Trousdale	57	33	20	4	.930	1	0	0	---	0	0
Daniel Carinci	11	4	6	1	.909	1	0	0	---	0	0
Tyler Ras	9	6	2	1	.889	1	2	1	.667	0	0
Isaiah Byars	7	2	4	1	.857	0	0	0	---	0	0
Chase Lee	1	0	0	1	.000	0	1	2	.333	0	0
Davis Vainer	1	0	0	1	.000	0	3	1	.750	0	0
Dylan Oliver	0	0	0	0	.000	0	0	0	---	0	0
Totals	1634	1215	384	35	.979	28	33	9	.786	4	1
Opponents	1602	1183	377	42	.974	29	45	17	.726	11	0

Hitting minimums - 1 Games 75% of Games 5 AB 2.0 AB/Game 5 TPA 3.0 TPA/Game
Pitching minimums - 1 Games 1% of Games 30 IP 1 BF 1 Decisions

2019 CUMULATIVE SEC STATS



2019 Alabama Baseball Conference statistics for Alabama (as of May 02, 2019) (SEC games only Sorted by Batting avg)



Record: 5-16 Home: 4-8 Away: 1-8 SEC: 5-16

Player	avg	gp-gs	ab	r	h	2b	3b	hr	rbi	tb	slg%	bb	hp	so	gdp	ob%	sf	sh	sb-att	po	a	e	fld%
Tyler Gentry	.250	21-21	80	11	20	2	0	3	9	31	.388	2	3	23	0	.291	1	0	2-5	46	2	1	.980
Kolby Robinson	.246	21-21	69	8	17	1	1	0	6	20	.290	7	5	8	0	.354	1	1	2-4	34	52	4	.956
Morgan McCullough	.244	21-21	82	8	20	5	0	0	10	25	.305	10	2	12	2	.337	1	0	2-3	18	54	4	.947
T.J. Reeves	.237	20-17	59	13	14	3	0	3	7	26	.441	14	2	20	1	.390	2	0	3-4	14	0	1	.933
Brett Auerbach	.234	20-20	77	7	18	5	0	0	7	23	.299	6	0	11	1	.289	0	1	1-2	122	24	2	.986
Joe Breaux	.222	20-20	72	5	16	1	0	2	8	23	.319	9	2	22	1	.321	1	1	1-2	61	0	0	1.000
Drew Williamson	.219	21-21	73	7	16	2	0	1	6	21	.288	11	1	25	2	.329	0	0	1-1	171	7	1	.994
Keith Holcombe	.190	21-21	79	7	15	6	0	2	8	27	.342	5	5	27	1	.281	0	0	2-2	24	0	1	.960

Johnny Hawk	.263	10-6	19	2	5	1	0	1	2	9	.474	3	1	5	0	.391	0	0	0-0	41	7	0	1.000
Justin King	.200	5-0	5	0	1	0	0	0	0	1	.200	0	1	3	0	.333	0	0	0-0	2	1	0	1.000
John Trousdale	.162	16-11	37	3	6	0	0	0	3	6	.162	7	0	12	0	.283	2	0	1-1	9	11	2	.909
Kobe Morris	.111	14-9	27	2	3	0	0	0	2	3	.111	4	1	6	0	.242	1	1	0-0	5	16	1	.955
Tyler Ras	.100	8-1	10	1	1	0	0	0	1	1	.100	0	1	2	0	.182	0	0	0-0	0	0	0	.000
Daniel Carinci	.000	3-0	2	0	0	0	0	0	0	0	.000	0	0	0	0	.000	0	0	0-0	0	0	0	.000
Walker McCleney	.000	6-0	2	0	0	0	0	0	0	0	.000	0	0	1	0	.000	0	0	0-0	0	0	0	.000
Gene Wood	.000	1-0	1	0	0	0	0	0	0	0	.000	0	0	1	0	.000	0	0	0-0	0	0	0	.000
Totals	.219	21	694	74	152	26	1	12	69	216	.311	78	24	178	8	.316	9	4	15-24	552	190	18	.976
Opponents	.278	21	738	129	205	41	0	29	120	333	.451	78	13	168	9	.355	5	5	22-26	564	173	14	.981

LOB - Team (171), Opp (158). DPs turned - Team (10), Opp (8). IBB - Team (1), Williamson 1, Opp (4). Picked off - Auerbach 1.

(SEC games only Sorted by Earned run avg)

Player	era	w-l	app	gs	cg	sho	sv	ip	h	r	er	bb	so	2b	3b	hr	b/avg	wp	hp	bk	sfa	sha
Sam Finnerty	4.72	2-5	7	7	1	1/0	0	40.0	45	22	21	7	31	12	0	4	.276	2	1	0	1	0

Brock Guffey	2.03	0-0	9	0	0	0/1	0	13.1	10	3	3	1	12	2	0	1	.204	2	2	1	1	0
Garret Rukes	3.24	0-0	6	0	0	0/0	0	8.1	12	3	3	3	6	1	0	2	.364	1	0	0	1	2
Deacon Medders	3.77	1-1	9	0	0	0/0	0	14.1	9	6	6	11	24	2	0	2	.173	2	1	0	0	0
Chase Lee	3.95	0-0	8	0	0	0/0	0	13.2	13	7	6	3	12	2	0	0	.236	0	2	1	0	0
Jeremy Randolph	4.76	0-2	8	2	0	0/0	2	17.0	12	9	9	9	16	3	0	3	.197	3	2	0	0	0
Davis Vainer	6.10	0-0	6	0	0	0/0	0	10.1	9	7	7	7	13	0	0	2	.237	1	0	0	0	1
Casey Cobb	6.11	0-1	7	1	0	0/0	0	17.2	23	12	12	6	16	5	0	1	.311	1	0	0	0	1
Tyler Ras	7.36	0-1	3	2	0	0/0	0	3.2	9	5	3	1	2	3	0	0	.474	0	0	0	1	0
Brock Love	7.81	2-4	7	7	0	0/1	0	27.2	30	26	24	16	28	1	0	8	.265	3	2	0	0	0
Connor Shamblin	10.80	0-0	4	0	0	0/1	0	5.0	7	6	6	4	3	5	0	2	.318	1	0	0	0	0
Wil Freeman	12.46	0-2	2	2	0	0/0	0	4.1	6	6	6	2	1	2	0	1	.333	1	1	0	0	0
Dylan Smith	15.43	0-0	4	0	0	0/0	0	4.2	8	8	8	5	4	2	0	3	.421	1	1	0	0	0
Kyle Cameron	18.90	0-0	6	0	0	0/0	0	3.1	10	7	7	1	0	1	0	0	.556	0	1	0	1	1
Jacob McNairy	27.00	0-0	1	0	0	0/0	0	0.2	2	2	2	2	0	0	0	0	.500	2	0	0	0	0
Totals	6.02	5-16	21	21	1	2/1	2	184.0	205	129	123	78	168	41	0	29	.278	20	13	2	5	5
Opponents	3.26	16-5	21	21	1	3/3	6	188.0	152	74	68	78	178	26	1	12	.219	23	24	1	9	4

PB - Team (0), Opp (4). Pickoffs - Team (2), Auerbach 1, Hawk 1, Opp (1). SBA/ATT - Auerbach (15-18), Hawk (7-8), Love (3-4), Randolph (4-4), Medders (4-4), Finnerty (1-2), Vainer (2-2), Cameron (2-2), Guffey (2-2), Cobb (1-2), Lee (1-2), Smith (1-1), Ras (1-1).

2019 CUMULATIVE SEC STATS



2019 Alabama Baseball
Conference statistics for Alabama (as of May 02, 2019)
(SEC games only Sorted by Fielding pct)



Player	c	po	a	e	fld%	dp	sba	csb	sba%	pb	ci
Joe Breaux	61	61	0	0	1.000	0	0	0	---	0	0
Johnny Hawk	48	41	7	0	1.000	0	7	1	.875	0	0
Connor Shamblin	4	1	3	0	1.000	0	0	0	---	0	0
Justin King	3	2	1	0	1.000	1	0	0	---	0	0
Sam Finnerty	3	0	3	0	1.000	0	1	1	.500	0	0
Brock Guffey	3	1	2	0	1.000	0	2	0	1.000	0	0
Casey Cobb	3	0	3	0	1.000	0	1	1	.500	0	0
Jeremy Randolph	2	2	0	0	1.000	0	4	0	1.000	0	0
Brock Love	2	0	2	0	1.000	0	3	1	.750	0	0
Garret Rukes	2	0	2	0	1.000	0	0	0	---	0	0
Kyle Cameron	1	0	1	0	1.000	0	2	0	1.000	0	0
Wil Freeman	1	1	0	0	1.000	0	0	0	---	0	0
Drew Williamson	179	171	7	1	.994	9	0	0	---	0	0
Brett Auerbach	148	122	24	2	.986	1	15	3	.833	0	0
Tyler Gentry	49	46	2	1	.980	0	0	0	---	0	0
Keith Holcombe	25	24	0	1	.960	0	0	0	---	0	0
Kolby Robinson	90	34	52	4	.956	9	0	0	---	0	0
Kobe Morris	22	5	16	1	.955	0	0	0	---	0	0
Morgan McCullough	76	18	54	4	.947	8	0	0	---	0	0
T.J. Reeves	15	14	0	1	.933	0	0	0	---	0	0
John Trousdale	22	9	11	2	.909	0	0	0	---	0	0
Chase Lee	1	0	0	1	.000	0	1	1	.500	0	0
Daniel Carinci	0	0	0	0	.000	0	0	0	---	0	0
Deacon Medders	0	0	0	0	.000	0	4	0	1.000	0	0
Gene Wood	0	0	0	0	.000	0	0	0	---	0	0
Davis Vainer	0	0	0	0	.000	0	2	0	1.000	0	0
Dylan Smith	0	0	0	0	.000	0	1	0	1.000	0	0
Tyler Ras	0	0	0	0	.000	0	1	0	1.000	0	0
Walker McCleney	0	0	0	0	.000	0	0	0	---	0	0
Jacob McNairy	0	0	0	0	.000	0	0	0	---	0	0
Totals	760	552	190	18	.976	10	22	4	.846	0	0
Opponents	751	564	173	14	.981	8	15	9	.625	4	0

Hitting minimums - 1 Games 75% of Games 5 AB 2.0 AB/Game 5 TPA 3.0 TPA/Game

Pitching minimums - 1 Games 1% of Games 30 IP 1 BF 1 Decisions

2019 TEAM MISCELLANEOUS STATS (OVERALL)

Multiple Hit Games	2	3	4	5+	Total
Keith Holcombe	12	2	-	-	14
Morgan McCullough	10	3	-	-	13
Joe Breaux	9	3	-	-	12
Tyler Gentry	6	4	1	-	11
Kolby Robinson	6	4	-	-	10
Brett Auerbach	4	3	1	1	9
Drew Williamson	5	3	1	-	9
T.J. Reeves	7	-	-	-	7
John Trousdale	4	-	-	-	4
Johnny Hawk	2	-	-	-	2
Justin King	2	-	-	-	2
Gene Wood	1	-	-	-	1
Kobe Morris	1	-	-	-	1
Sam Praytor	1	-	-	-	1
TEAM	70	22	3	1	96

Multiple RBI Games	2	3	4	5+	Total
Tyler Gentry	7	2	1	-	10
Morgan McCullough	8	-	-	-	8
Keith Holcombe	3	2	2	-	7
Joe Breaux	4	1	1	-	6
Drew Williamson	5	-	-	-	5
T.J. Reeves	2	2	1	-	5
Kolby Robinson	3	1	-	-	4
Brett Auerbach	2	1	1	-	4
Johnny Hawk	3	-	-	-	3
John Trousdale	2	-	-	-	2
Isaiah Byars	1	-	-	-	1
Tyler Ras	1	-	-	-	1
Gene Wood	1	-	-	-	1
Sam Praytor	1	-	-	-	1
TEAM	43	9	6	0	58

Hitting Streaks	Longest	Current
Morgan McCullough	11	1
Tyler Gentry	9	3
Brett Auerbach	7	4
Kolby Robinson	6	-
Joe Breaux	5	3
Drew Williamson	5	3
Keith Holcombe	5	-
John Trousdale	4	-
T.J. Reeves	4	4
Kobe Morris	4	-
Justin King	4	-
Johnny Hawk	3	-
Tyler Ras	2	-
Sam Praytor	2	-
Isaiah Byars	2	2
Daniel Carinci	1	-
Gene Wood	1	1

Reached Base Streaks	Longest	Current
Morgan McCullough	25	1
Keith Holcombe	20	2
Drew Williamson	19	4
Joe Breaux	17	3
T.J. Reeves	15	4
Tyler Gentry	10	3
Kolby Robinson	10	-
Brett Auerbach	10	9
Johnny Hawk	9	-
John Trousdale	8	-
Justin King	7	-
Kobe Morris	4	-
Sam Praytor	4	-
Daniel Carinci	3	-
Tyler Ras	2	-
Isaiah Byars	2	2
Gene Wood	1	1
Walker McCleney	1	1


2019 TEAM MISCELLANEOUS STATS (SEC)

Multiple Hit Games	2	3	4	5+	Total
Morgan McCullough	5	1	-	-	6
Joe Breaux	5	-	-	-	5
Keith Holcombe	4	1	-	-	5
Brett Auerbach	2	1	1	-	4
Kolby Robinson	3	1	-	-	4
Tyler Gentry	4	-	-	-	4
T.J. Reeves	2	-	-	-	2
Drew Williamson	1	1	-	-	2
Johnny Hawk	1	-	-	-	1
John Trousdale	1	-	-	-	1
TEAM	28	5	1	0	34

Multiple RBI Games	2	3	4	5+	Total
Morgan McCullough	4	-	-	-	4
Brett Auerbach	2	-	-	-	2
Keith Holcombe	2	-	-	-	2
Joe Breaux	2	-	-	-	2
T.J. Reeves	2	-	-	-	2
Drew Williamson	2	-	-	-	2
Tyler Gentry	-	-	1	-	1
Kolby Robinson	-	1	-	-	1
TEAM	14	1	1	0	16

Hitting Streaks	Longest	Current
Drew Williamson	6	3
Tyler Gentry	6	5
Morgan McCullough	5	1
T.J. Reeves	4	3
Kolby Robinson	4	-
Brett Auerbach	3	3
Joe Breaux	3	3
Keith Holcombe	2	-
Johnny Hawk	2	-
John Trousdale	2	-
Kobe Morris	2	-
Tyler Ras	1	-
Justin King	1	-

Reached Base Streaks	Longest	Current
Drew Williamson	12	3
Morgan McCullough	12	1
T.J. Reeves	11	3
Kolby Robinson	7	-
Brett Auerbach	7	7
Tyler Gentry	6	5
Johnny Hawk	6	-
Joe Breaux	6	3
Keith Holcombe	3	2
John Trousdale	3	-
Kobe Morris	2	-
Justin King	2	-
Tyler Ras	1	-




1 Daniel Carinci
FRESHMAN
 INF • 5-10 • 185 • Ajax, Ontario
 Pickering




2 John Trousdale
JUNIOR
 INF • 6-0 • 190 • Rogersville, Ala.
 Lauderdale County



4 Joe Breaux
SENIOR
 OF • 5-11 • 200 • Tomball, Texas
 McLennan C.C./Tomball



5 Tyler Ras
FRESHMAN
 RHP/OF • 6-4 • 200 • Middletown, N.J.
 Middletown North



7 Brett Auerbach
JUNIOR
 C/INF • 5-9 • 180 • Mission Viejo, Calif.
 Saddleback C.C./Tesoro



8 Morgan McCullough
JUNIOR
 INF • 5-9 • 180 • Seattle, Wash.
 Chipola C.C./Oregon/West Seattle



9 Casey Cobb
JUNIOR
 RHP • 5-10 • 190 • Hamilton, Ga.
 Chattahoochee Valley C.C./Harris County



10 Sam Finnerty
SENIOR
 RHP • 6-0 • 225 • Pelham, Ala.
 Pelham



11 Wil Freeman
JUNIOR
 RHP • 6-1 • 205 • Semmes, Ala.
 Jones County J.C./Faith Academy




12 Tyrell Shavers
SOPHOMORE
 OF • 6-6 • 216 • Lewisville, Texas
 Lewisville




13 Walker McCleney
JUNIOR
 OF • 5-8 • 175 • Morris, Ala.
 Mortimer Jordan



14 Gene Wood
R-JUNIOR
 OF • 6-0 • 190 • Flowood, Miss.
 Jackson Preparatory




16 Isaiah Byars
FRESHMAN
 INF • 6-0 • 180 • Stone Mountain, Ga.
 Parkview




18 Keith Holcombe
SENIOR
 OF • 6-4 • 235 • Tuscaloosa, Ala.
 Hillcrest



19 Sam Praytor
SOPHOMORE
 C • 5-9 • 220 • Helena, Ala.
 Helena



20 Brock Love
R-JUNIOR
 RHP • 6-1 • 210 • Gadsden, Ala.
 Southside



21 Garret Rukes
R-SOPHOMORE
 LHP • 6-4 • 205 • Coconut Creek, Fla.
 Pine Crest



22 T.J. Reeves
FRESHMAN
 OF • 5-11 • 200 • Birmingham, Ala.
 Hueytown



23 Jeremy Randolph
GRADUATE
 RHP • 5-11 • 210 • Miamisburg, Ohio
 Wright State/Miamisburg




24 Kolby Robinson
JUNIOR
 INF • 5-9 • 170 • Cullman, Ala.
 Wallace State C.C./Cullman




25 Dylan Smith

FRESHMAN
RHP • 6-1 • 160 • Stafford, Texas
Stafford




26 Dylan Oliver

JUNIOR
LHP • 5-10 • 155 • Mount Olive, Ala.
Marion Military Institute/Gardendale



27 Chase Lee

R-FRESHMAN
RHP • 6-0 • 150 • McCalla, Ala.
McAdory



28 Tyler Gentry

SOPHOMORE
OF • 6-2 • 200 • Arlington, Tenn.
Walters State C.C./Arlington



29 Connor Shamblin

FRESHMAN
RHP • 6-1 • 195 • Lakeland, Tenn.
Briarcrest Christian




32 Deacon Medders

JUNIOR
RHP • 6-4 • 195 • Tuscaloosa, Ala.
American Christian Academy



33 Kyle Cameron

R-JUNIOR
RHP • 6-5 • 220 • Tuscaloosa, Ala.
Hale County




34 Jacob McNairy

FRESHMAN
RHP • 6-1 • 195 • Athens, Ala.
Athens



36 Justin King

JUNIOR
OF/INF • 6-1 • 200 • Okotoks, Alberta
Indian Hills C.C./Foothills Composite



40 Brock Guffey

SOPHOMORE
LHP • 6-1 • 190 • Hoover, Ala.
Hoover




42 Johnny Hawk

JUNIOR
C • 5-9 • 180 • McClelland, Iowa
Iowa Western C.C./Creighton Prep



44 Davis Vanier

R-JUNIOR
RHP • 6-0 • 185 • Atlanta, Ga.
Riverwood



48 Landon Green

FRESHMAN
RHP • 6-1 • 180 • Helena, Ala.
Helena



50 Kobe Morris

JUNIOR
INF • 6-4 • 200 • Victoria, B.C.
Crowder C.C./Spectrum



55 Drew Williamson

FRESHMAN
NF/OF • 6-5 • 210 • Brewton, Ala.
T.R. Miller



6 Brad Bohannon

HEAD COACH
Second Season
Berry College, 1998



15 Jason Jackson

ASST. COACH
Second Season
Florida State, 2000



3 Jerry Zulli

ASST. COACH
Second Season
New Orleans, 2002



41 Matt Reida

VOL. COACH
First Season
Kentucky, 2014



Jack Hoehl

DIR. OF OPS.
Second Season
Auburn, 2012