



2019 AUBURN BASEBALL

AUBURN ATHLETICS COMMUNICATIONS: 392 SOUTH DONAHUE DRIVE || AUBURN, AL 36849 || AUBURNTIGERS.COM || @AUBURN_BASEBALL

2019 SCHEDULE

Day	Date	Opponent	Time/Result
FRI.	FEB. 15	GEORGIA SOUTHERN (SECN+)	W, 11-2
SAT.	FEB. 16	GEORGIA SOUTHERN (SECN+)	L, 5-7 (13)
SUN.	FEB. 17	GEORGIA SOUTHERN	W, 4-3 (13)
TUE.	FEB. 19	ALABAMA A&M (SECN+)	W, 10-1
WED.	FEB. 20	ALABAMA A&M	W, 10-2
Fri.	Feb. 22	at UCF (UCFKnights.TV)	W, 4-1
Sat.	Feb. 23	at UCF (UCFKnights.TV)	L, 1-6
Sun.	Feb. 24	at UCF (UCFKnights.TV)	W, 13-9
FRI.	MAR. 1	CINCINNATI (SECN+)	W, 5-0
SAT.	MAR. 2	CINCINNATI (SECN+)	W, 5-0
SAT.	MAR. 2	CINCINNATI (SECN+)	W, 9-5
TUE.	MAR. 5	UT MARTIN (SECN+)	W, 15-9
WED.	MAR. 6	UT MARTIN (SECN+)	W, 2-0
FRI.	MAR. 8	UTSA (SECN+)	W, 6-0
SAT.	MAR. 9	UTSA	W, 5-0
SAT.	MAR. 9	UTSA	W, 8-3
Tue.	Mar. 12	at South Alabama (JagNation TV)	W, 6-2
FRI.	MAR. 15	#21 TENNESSEE* (SECN+)	W, 2-0
SAT.	MAR. 16	#21 TENNESSEE* (SECN)	W, 5-2
SUN.	MAR. 17	#21 TENNESSEE* (SECN+)	W, 5-3
Tue.	Mar. 19	at UAB (C-USA TV)	W, 13-5
Fri.	Mar. 22	at #4 Mississippi State (SECN+)	W, 6-5
Sat.	Mar. 23	at #4 Mississippi State (SECN+)	L, 2-15
Sun.	Mar. 24	at #4 Mississippi State (SECN+)	L, 15-20
Tue.	Mar. 26	vs. Alabama% (SECN)	L, 3-6
Fri.	Mar. 29	at South Carolina (SECN+)	W, 4-2
Sat.	Mar. 30	at South Carolina (SECN)	L, 0-4
Sun.	Mar. 31	at South Carolina (SECN)	W, 7-5
TUE.	APR. 2	GEORGIA TECH (SECN+)	L, 3-9
FRI.	APR. 5	#9 ARKANSAS (SECN+)	W, 6-3
FRI.	APR. 5	#9 ARKANSAS (SECN+)	L, 6-9 (15)
SAT.	APR. 6	#9 ARKANSAS (SECN+)	L, 0-8
TUE.	APR. 9	JACKSONVILLE STATE (SECN+)	L, 6-11
Fri.	Apr. 12	at #12 Texas A&M (SECN+)	L, 0-4
Sat.	Apr. 13	at #12 Texas A&M (SECN+)	W, 7-0
Sun.	Apr. 14	at #12 Texas A&M (SECN+)	L, 1-4
Tue.	Apr. 16	at #16 Georgia Tech (ACC Extra)	L, 6-11
THU.	APR. 18	#17 OLE MISS (SECN+)	W, 7-4
FRI.	APR. 19	#17 OLE MISS (SECN+)	L, 3-5
SAT.	APR. 20	#17 OLE MISS (SECN+)	W, 6-5 (10)
Tue.	Apr. 23	at Jacksonville State (ESPN+)	W, 14-2
Thu.	Apr. 25	at #4 Vanderbilt (ESPN)	L, 6-12
Fri.	Apr. 26	at #4 Vanderbilt (SECN)	L, 2-5
Sat.	Apr. 27	at #4 Vanderbilt (SECN+)	L, 5-9
FRI.	MAY 3	ALABAMA (SECN+)	W, 5-1
SAT.	MAY 4	ALABAMA (SECN)	L, 6-7
SUN.	MAY 5	ALABAMA (SECN)	W, 17-7
TUE.	MAY 7	UAB (SECN+)	L, 4-6
FRI.	MAY 10	#7 GEORGIA (SECN+)	L, 2-11
SAT.	MAY 11	#7 GEORGIA (SECN+)	W, 4-3 (10)
SAT.	MAY 11	#7 GEORGIA (SECN+)	L, 8-10
TUE.	MAY 14	NORTH ALABAMA	6:00 pm
Thu.	May 16	at #20 LSU (SECN+)	6:30 pm
Fri.	May 17	at #20 LSU (SECN+)	7:00 pm
Sat.	May 18	at #20 LSU (SECN+)	2:00 pm

POSTSEASON

Tue.	May 21	SEC Tournament	TBA
Fri.	May 31	NCAA Regionals	TBA
Fri.	Jun. 7	NCAA Super Regionals	TBA
Sat.	Jun. 15	NCAA College World Series	TBA

Home games in BOLD CAPS

All home games at Plainsman Park | All times central % - 11th annual MAX Capital City Classic (Montgomery, Ala.)

Rankings reflect USA TODAY Coaches Poll



GAME 52

AUBURN, ALA. (Samford Stadium-Hitchcock Field at Plainsman Park)



AUBURN TIGERS (30-21, 13-14 SEC)

Head Coach: Butch Thompson (Birmingham-Southern, 1992)

Career Record: 172-115 (5th season) | Record at Auburn: 133-103 (4th season)

VS.



NORTH ALABAMA LIONS (16-34, 7-13 ASUN)

Head Coach: Mike Keehn (Nebraska-Kearney, 1985)

Career Record: 324-235-1 (11th season) | Record at UNA: 324-235-1 (11th season)

» QUICK HITTERS

- Auburn has won 30 or more games for the third straight season for the first time since 2003-05.
- Twenty-one of Auburn's wins have come at home, also marking the third straight season with 20 or more wins at Plainsman Park for the first time since 2008-10.
- Ryan Bliss leads the team with a .341 batting average since the beginning of April. He has multiple hits in 11 of the 23 games during the span, including five of the last seven contests.
- Will Holland has collected three hits in four of the last six games and is hitting .542 (13-for-24) with seven runs, two doubles, two home runs and seven RBI during the span.
- Conor Davis leads the team with a .358 average (19-for-53) and is tied for the team lead with 11 RBI in the last 13 games.
- Brooks Fuller leads qualifying pitchers by holding opponents to a .196 batting average against in 11 appearances at Plainsman Park.
- Tuesday's game marks the first time Auburn and North Alabama have played since 1976. The Tigers have outscored the Lions, 23-5, in the previous three meetings.

PITCHING MATCHUP

AUBURN

NORTH ALABAMA

TUE | FR LHP Brooks Fuller

(2-2, 3.29)

vs. SR LHP Adam Mancour

(2-3, 6.88)

GAME INFO

Date: Tuesday, May 14, 2019

Game Time: 6 pm

Site: Auburn, Ala. / Plainsman Park (4,096)

Radio: WTGZ-93.9 FM | WQSI - 95.9 FM

Talent: Rod Bramblett, Andy Burcham

Live Stats: StatBroadcast.com

Twitter Updates: @AuburnBaseball

Postgame Recap: AuburnTigers.com

Series History: Auburn leads, 3-0

Auburn: Auburn leads, 3-0

Florence: Never met

Neutral Site: Never met

Last Meeting: Auburn won, 3-1, in Auburn (3/11/76)

Streak: W3

AUBURN

30-21, 13-14 SEC

Team Leaders

Batting Average:	JR DH Conor Davis (.305)
Runs:	SO IF Edouard Julien (40)
2B:	Two tied (13)
HR:	SO IF Edouard Julien (8)
RBI:	SO IF Edouard Julien (44)
Stolen Bases:	FR OF Kason Howell (13-15)

NORTH ALABAMA

16-34, 7-13 ASUN

Head Coach: Mike Keehn (Nebraska-Kearney, 1985)

Career: 324-235-1 (11th season)

at UNA: 324-235-1 (11th season)

Team Leaders

Batting Average:	JR C Ben Kiefer (.297)
2B:	R-SR IF/OF Davis Elliott (13)
HR:	R-SR IF/OF Davis Elliott (5)
RBI:	SO IF Reid Homan (24)

POTENTIAL STARTING LINEUP

Pos.	#	Player	AVG	AB	R	H	2B	3B	HR	RBI	SB-SBA	BB
C	6	Matt Scheffler	.287	164	26	47	10	0	1	23	5-6	13
1B	4	Rankin Woley	.281	196	25	55	13	1	3	35	2-2	15
2B	9	Ryan Bliss	.284	190	38	54	10	1	1	31	9-10	25
3B	10	Edouard Julien	.247	186	40	46	13	1	8	44	3-5	37
SS	17	Will Holland	.247	178	36	44	8	0	6	23	13-16	27
LF	1	Judd Ward	.286	192	36	55	10	2	3	26	5-7	30
CF	16	Kason Howell	.274	175	23	48	8	0	0	25	13-15	18
RF	41	Steven Williams	.231	182	31	42	5	0	5	19	3-3	29
DH	24	Conor Davis	.305	190	30	58	9	1	6	32	2-2	14

AUBURN'S RECORD WHEN...

	2019	Under Thompson
Overall	30-21	133-103
SEC	13-14	52-64
Non-Conference	17-7	75-34
Postseason	0-0	9-8
Home	21-10	92-44
Away	9-10	30-49
Neutral	0-1	11-9
Current streak	L1	--
Last 5 games	2-3	--
Last 10 games	3-7	--
Situational:		
AU scores first	14-7	86-34
Opp. scores first	16-14	47-69
AU scores 4+ runs	28-10	120-43
AU scores 3 runs or less	2-11	13-60
AU leads after 7 innings	25-1	110-9
8 innings	29-1	128-7
AU trails after 7 innings	1-16	8-78
8 innings	0-19	2-84
Game tied after 7 innings	4-4	14-13
8 innings	1-1	2-9
Extra Innings	3-2	4-10
1-run games	4-1	26-26
2-run games	5-4	15-5
3-run games	4-4	17-16
Games decided by 5+ runs	13-9	65-32
vs. LH Starter	6-5	39-31
vs. RH Starter	24-16	92-72
More hits than opponent	18-3	96-17
Fewer hits than opponent	6-16	22-79
Hits are tied	6-2	13-8
AU has 10+ hits	14-9	79-40
Opp. has 10+ hits	8-15	32-66
Hit a home run	16-7	83-32
Opp. hits a home run	12-13	53-62
AU quality start	8-1	50-18
Opp. quality start	8-6	17-41
AU commits no errors	13-5	55-25
Opp. commits no error	8-8	33-51
By Day:		
Sunday	5-2	20-18
Monday	0-0	0-2
Tuesday	5-5	28-16
Wednesday	2-0	10-2
Thursday	1-1	5-9
Friday	9-5	34-22
Saturday	8-8	34-34
Day Games (first pitch before 6 p.m.)	17-8	76-53
Night Games (first pitch after 6 p.m.)	13-13	57-50
Doubleheaders	6-2	18-10
By Month:		
February	6-2	26-7
March	16-4	52-24
April	5-11	31-36
May	3-4	17-31
June	0-0	6-4
By Jersey:		
White	8-4	41-19
Blue	4-5	20-19
Orange	8-5	30-19
Gray	5-4	15-29
Pinstripes	5-3	17-13
Blue/Camo Hat	0-0	1-1
Cream Throwback	0-0	8-2

UNIVERSITY INFORMATION

Location	Auburn, Ala.
Enrollment	29,776
Founded	October 1, 1856
Nickname	Tigers
Colors	Burnt Orange and Navy Blue
President	Dr. Steven Leath
Athletics Director	Allen Greene
Conference	Southeastern (SEC West)
Stadium / Capacity	Samford Stadium-Hitchcock Field at Plainsman Park / 4,096
Ticket Office Phone	855-282-2010

BASEBALL COACHING / SUPPORT STAFF

Head Coach	Butch Thompson (Birmingham-Southern, 1992)
Record at Auburn / Seasons	133-103 (.564) / 4th
Career Coaching Record / Seasons	172-115 (.599) / 5th
Assistant Coach	Karl Nonemaker (Vanderbilt, 2002)
Assistant Coach	Gabe Gross (Auburn, 2012)
Volunteer Assistant	Steve Smith (Baylor, 1986)
Athletic Admin.	Randall Dickey (Ouachita Baptist, 1983)
Player Development & Data Analyst	Blake Beck (Troy, 2014)
Athletic Trainer	Anthony Sandersen (South Dakota State, 2004)
Strength & Conditioning	Chris Joyner (Minnesota State - Mankato, 2001)

PROGRAM HISTORY

Modern Era Program Record (since 1949)	1,942-1,336-4 (.593)
College World Series Appearances / Last	4 / 1997
College World Series Record	3-8 (.273)
NCAA Regional Appearances / Last	21 / 2018
NCAA Regional Record	48-45 (.516)
NCAA Super Regional Appearances / Last	2 / 2018
NCAA Super Regional Record	1-4 (.200)
Last Postseason Opponent	Florida / 2018
Result	Gainesville (Fla.) Super Regional Lost, 3-2

POSTSEASON HISTORY

College World Series Appearances: 4 (1967, 1976, 1994, 1997)

Super Regional Appearances: 2 (1999, 2018)

NCAA Regional Appearances: 21 (1963, 1967, 1976, 1978, 1987, 1989, 1993-95, 1997-2003, 2005, 2010, 2015, 2017, 2018)

NCAA Regional Titles: 6 (1967, 1976, 1994, 1997, 1999, 2018)

MEDIA RELATIONS

Baseball Contact: George Nunnelley, Asst. Director - Athletics Comm.
Cell: 502-609-9982
Email: gnunnelley@auburn.edu
Twitter: @gnunnelley
Associate AD: Kirk Sampson

2019 AUBURN BASEBALL ROSTER

No.	Name	Pos.	Cl.	B/T	Ht.	Wt.	Exp.	Hometown (Previous School)
1	Judd Ward	OF	So.	L/R	6-1	195	1L	Russellville, Ala. (Russellville)
2	Everett Lau	IF/OF	Jr.	L/R	5-10	185	JC	Oahu, Hawaii (College of San Mateo)
3	Devin Warner	OF/IF	Fr.	S/R	6-3	205	HS	Cartersville, Ga. (Cartersville)
4	Rankin Woley	IF	Jr.	R/R	6-0	210	JC	Atlanta, Ga. (Chattahoochee Valley)
5	Jarrett Eaton	OF	Fr.	L/R	5-9	162	HS	Mobile, Ala. (St. Paul's Episcopal)
6	Matt Scheffler	C	Jr.	R/R	6-2	190	JC	Kirkland, Wash. (Pierce)
7	Ed Johnson	IF	Fr.	R/R	6-2	195	HS	Trussville, Ala. (Hewitt-Trussville)
8	Bailey Horn	LHP	R-So.	L/L	6-2	212	JC	West, Texas (McLennan)
9	Ryan Bliss	IF	Fr.	R/R	5-9	165	HS	LaGrange, Ga. (Troup)
10	Edouard Julien	IF	So.	L/R	6-1	183	1L	Quebec City, Canada (Cardinal-Roy)
11	Chase Hall	C	R-Jr.	R/R	6-2	215	RS	Roanoke, Ala. (Southern Union)
12	Ryan Hoerter	RHP	So.	R/R	6-6	191	1L	Kenosha, Wisc. (Indian Trail)
13	Davis Daniel	RHP	Jr.	R/R	6-1	190	2L	Montgomery, Ala. (St. James)
14	Elliott Anderson	LHP	Jr.	L/L	6-3	212	2L	Cartersville, Ga. (Cartersville)
16	Kason Howell	OF	Fr.	R/R	6-0	185	HS	Argyle, Texas (Liberty Christian)
17	Will Holland	IF	Jr.	R/R	5-11	185	2L	Lawrenceville, Ga. (Collins Hill)
18	Brooks Fuller	LHP	Fr.	L/L	6-2	215	HS	Auburn Ala. (Auburn)
19	Brody Moore	IF	Fr.	R/R	6-0	185	HS	Oneonta, Ala. (Oneonta)
20	Cody Greenhill	RHP	So.	R/R	6-4	216	1L	Russellville, Ala. (Russellville)
21	Jackson Henderson	IF/OF	Jr.	R/R	6-0	175	JC	Selma, Ala. (Lurleen B. Wallace)
22	Ford Luttrell	RHP	R-Fr.	L/R	6-0	181	RS	Madison, Ala. (Bob Jones)
23	Peyton Glavine	LHP	So.	R/L	5-11	176	1L	Alpharetta, Ga. (Blessed Trinity Catholic)
24	Conor Davis	IF	Jr.	R/R	6-3	227	2L	Roswell, Ga. (Blessed Trinity Catholic)
25	Dawson Sweatt	LHP	Fr.	R/L	6-2	190	HS	Fayetteville, Ga. (Starr's Mill)
26	Troy Bearden	OF/C	Fr.	R/R	6-2	220	HS	Trussville, Ala. (Next Level Baseball Academy)
29	Carson Skipper	LHP	Fr.	L/L	6-3	195	HS	Trussville, Ala. (Hewitt-Trussville)
31	Blake Schilleci	LHP	Sr.	L/L	5-10	198	1L	Birmingham, Ala. (Wallace-Hanceville)
32	Tanner Burns	RHP	So.	R/R	6-0	205	1L	Decatur, Ala. (Decatur)
33	Will Morrison	RHP	Fr.	R/R	6-2	180	HS	Cullman, Ala. (Cullman)
36	Kyle Gray	LHP	R-Jr.	L/L	5-10	205	JC	Austin, Texas (Blinn)
37	Ryan Watson	RHP	Jr.	R/R	6-5	215	2L	Auburn, Ala. (Auburn)
38	Brett Olson	IF	R-Sr.	L/L	6-2	225	1L	Newport Beach, Calif. (Corona Del Mar)
40	Garrett Wade	LHP	Fr.	L/L	6-2	205	HS	Hartselle, Ala. (Hartselle)
41	Steven Williams	OF/C	So.	L/R	6-3	216	1L	Albany, Ga. (Deerfield-Windsor)
43	Richard Fitts	RHP	Fr.	R/R	6-3	185	HS	Helena, Ala. (Helena)
44	Jack Owen	LHP	So.	L/L	6-2	174	1L	Aliso Viejo, Calif. (J Serra)

COACHES & STAFF

30	Butch Thompson	Head Coach	Fourth Year
35	Karl Nonemaker	Assistant Coach	Second Year
39	Gabe Gross	Assistant Coach	Second Year
34	Steve Smith	Volunteer Assistant Coach	Second Year
	Greg Drye	Director of Operations	Fourth Year
	Randall Dickey	Athletic Administrator	Fifth Year
	Anthony Sandersen	Athletic Trainer	Second Year
	Blake Beck	Player Development & Data Analyst	Third Year
	Chris Joyner	Strength & Conditioning	First Year

PRONUNCIATION GUIDE

Ryan HOERTER HOR-ter
 EDOUARD JULIEN ED-whah joo-lee-EN
 Everett LAU Rhymes with 'now'
 Ford LUTTRELL LUH-trull
 Blake SCHILLECI sha-LAY-see
 Rankin WOLEY WOE-lee

30 BUTCH THOMPSON HEAD COACH

THE AUBURN SKIPPER

- Seven College World Series appearances / 16 postseason appearances
- 2013 National Runner-up (Mississippi State)
- 2001 National Champion (Birmingham-Southern)
- 2014 Baseball America/ABCA National Assistant Coach of the Year
- 2006 FCA Coach of the Year
- Coached 14 pitchers who went on to pitch in the Major Leagues
- Recruited and coached 29 pitchers who were drafted out of college that weren't drafted out of high school

Butch Thompson enters his fourth season at the helm of the program in 2019. Thompson, who spent three seasons as an assistant coach and recruiting coordinator at Auburn from 2006-08, returned to the Plains after seven seasons at Mississippi State as both associate head coach and pitching coach.

Butch Thompson was named Auburn's head baseball coach on October 22, 2015 and enters his fourth season with the Tigers in 2019.

Thompson, who spent three seasons as an assistant coach and recruiting coordinator at Auburn from 2006-08, returned to The Plains after seven seasons at Mississippi State as both associate head coach and pitching coach.

Widely regarded as one of the premier pitching coaches in the country, he has seen 14 of his former pitchers make their Major League Baseball debuts, including eight since 2014. Thompson has also turned 29 pitchers who went undrafted out of high school into MLB draft picks.

Thompson had three pitchers drafted in the first 11 rounds in 2014 and five pitchers drafted, including three in the top 10 rounds, in 2013. He added a first-round selection in the 2016 draft, a third-round pick in Keegan Thompson in 2017 and the first No. 1 overall pick in program history in Casey Mize in 2018.

Along with his pitching pedigree, Thompson is also considered one of the top recruiters in the country. Since 2003, he has secured 12 recruiting classes that were ranked in the top 10 by either Baseball America or Perfect Game, including the No. 5 signing class in 2017 and a program record No. 4 class in 2018. His classes signed from 2006-08 at Auburn each ranked in the top 18 nationally, including the No. 5 class in 2008.

A native of Amory, Miss., Thompson has coached 26 Division I All-Americans and 38 all-conference performers. He has made 16 postseason appearances, including seven trips to the College World Series, and guided Birmingham-Southern to a NAIA National Championship in 2001 and was a national runner-up at Mississippi State in 2013.

Thompson was named the 2006 Fellowship of Christian Athletes SEC Coach of the Year while at Auburn and the 2014 Baseball America and American Baseball Coaches Association (ABCA) National Assistant Coach of the Year while at Mississippi State.

Thompson has already made his mark in his first three seasons at Auburn as he became the fourth head coach in program history to notch his 100th win in his third season at the helm. Thompson has guided the Tigers to a 103-82 overall record and has taken the team to back-to-back NCAA regionals for the first time in 15 years. After tying the 2010 team for the most wins (43) in a season since 1999 and advancing to its first super regional since that same season, Auburn's 2018 team finished the year ranked No. 9 by USA TODAY, marking the program's highest ranking to end a season since 1998.

In seven seasons at MSU, Thompson made four NCAA regional trips, two Super Regionals, won the SEC Tournament and advanced to the College World Series finishing as NCAA runner-up in 2013. In three of the last four seasons, the Bulldogs' staff ERA finished no higher than 3.06. Thompson's 2013 pitching staff was one of two nationally to finish in the top 15 in ERA, strikeouts per nine innings and hits allowed per nine innings.

In addition to his experience at Auburn and Mississippi State, Thompson also spent five seasons at Georgia from 2002-05, including a trip to the College World



Series in 2004. While there he guided the development of future Major Leaguers Josh Fields, Mitchell Boggs and Brooks Brown.

Thompson launched his coaching career as pitching coach and top assistant at Huntingdon College (Ala.) in 1993, before returning to his alma mater in Birmingham, where he helped lead the Panthers to back-to-back Southern States Conference championships and in 1995 coached BSC to its first NAIA World Series berth.

Thompson left BSC briefly to serve as head coach at Jefferson State Community College in Birmingham in 1997. While at JSCC, he was honored as the Regional Tournament Coach of the Year, the ABCA Alabama Junior College Coach of the Year and the Southeast Region Coach of the Year after guiding JSCC to a 39-21 mark, the AJCAA Region 22 State Championship and a third-place finish in the NJCAA Division II World Series.

He returned to Birmingham-Southern as top assistant the following season, beginning a four-year run during the most successful span in BSC baseball history. The Panthers won 196 games, four TranSouth Conference Championships and made three-consecutive appearances in the NAIA World Series. BSC's 2001 team posted a school-best 55-11 mark and captured the NAIA National Championship.

In 2002, Thompson joined the SEC baseball coaching fraternity as a pitching coach and recruiting coordinator at Georgia and has been a part of the league for the past 17 seasons.

Thompson currently serves as the large-school representative for the Alabama Baseball Coaches Association and is an All-American committee member representing the South region for the ABCA.

Thompson prepped at Amory (Miss.) High School and later starred as a pitcher at Itawamba (Miss.) Community College from 1989-90. On Oct. 25, 2014, Thompson was inducted into the ICC Athletic Hall of Fame.

He earned a bachelor's degree in history at BSC in 1992 and completed a master's degree in sports administration at UAB in 1996. He is married to the former Robin Ashe of Birmingham, Ala., and they are the parents of three daughters --- Anna, Olivia and Madelyn Gail.

NATIONAL POLLS

NEWS & NOTES

BASEBALL AMERICA

May 13

1. UCLA
2. Vanderbilt*
3. Stanford
4. Arkansas*
5. Mississippi State*
6. Georgia*
7. East Carolina
8. Georgia Tech*
9. Texas Tech
10. Louisville
11. Oregon State
12. UC Santa Barbara
13. N.C. State
14. Miami
15. Baylor
16. Oklahoma State
17. Ole Miss*
18. Texas A&M*
19. West Virginia
20. North Carolina
21. Missouri
22. LSU*
23. Dallas Baptist
24. BYU
25. Fresno State

D1 BASEBALL

May 13

1. UCLA
2. Vanderbilt*
3. Stanford
4. Arkansas*
5. Mississippi State*
6. Georgia Tech*
7. Georgia*
8. East Carolina
9. Louisville
10. Texas Tech
11. Oregon State
12. Baylor
13. Oklahoma State
14. UC Santa Barbara
15. Ole Miss*
16. Texas A&M*
17. N.C. State
18. Miami
19. LSU*
20. North Carolina
21. West Virginia
22. Florida State
23. Illinois
24. Missouri
25. Indiana

USA TODAY

May 13

1. UCLA
2. Vanderbilt*
3. Stanford
4. Arkansas*
5. Mississippi State*
6. Georgia Tech*
7. Georgia*
8. Louisville
8. East Carolina
10. Texas Tech
11. UC Santa Barbara
12. Oregon State
13. Baylor
14. N.C. State
15. North Carolina
16. Ole Miss*
17. Miami
18. Oklahoma State
19. Texas A&M*
20. LSU*
21. West Virginia
22. Florida State
22. Missouri
24. Illinois
25. Arizona State

NCBWA

May 6

1. UCLA
2. Vanderbilt*
3. Stanford
4. Louisville
5. Arkansas*
6. Mississippi State*
7. Georgia*
8. East Carolina
9. Texas Tech
10. Georgia Tech*
11. North Carolina
12. Oregon State
13. UC Santa Barbara
14. Baylor
15. Ole Miss*
16. LSU*
17. Miami
18. Texas A&M*
19. N.C. State
20. Oklahoma State
21. West Virginia
- T-22. Arizona State
- T-22. Missouri
24. Michigan
25. Florida State
26. BYU
27. Tennessee*
28. Illinois
- 29. AUBURN**
30. UC Irvine

PERFECT GAME

May 13

1. UCLA
2. Vanderbilt*
3. Stanford
4. Arkansas*
5. Mississippi State*
6. East Carolina
7. UC Santa Barbara
8. Georgia Tech*
9. Georgia*
10. Louisville
11. Texas Tech
12. Oregon State
13. N.C. State
14. Miami
15. Texas A&M*
16. Baylor
17. West Virginia
18. Oklahoma State
19. North Carolina
20. LSU*
21. Ole Miss*
22. UC Irvine
23. BYU
24. Illinois
25. Missouri

COLLEGIATE BASEBALL

May 13

1. UCLA
2. Vanderbilt*
3. Stanford
4. Arkansas*
5. Mississippi State*
6. UC Santa Barbara
7. Louisville
8. East Carolina
9. Georgia*
10. Oregon State
11. Georgia Tech*
12. Miami
13. North Carolina
14. Baylor
15. Texas Tech
16. Oklahoma State
17. Florida State
18. Ole Miss*
19. Arizona State
20. LSU*
21. Indiana
22. Michigan
23. Texas A&M
24. Central Michigan
25. N.C. State
26. West Virginia
27. Dallas Baptist
28. Fresno State
29. Florida Atlantic
30. BYU

AUBURN IN THE POLLS

BA D1 CB NC PG USA

Pre.	17	22	23	19	15	20
2/18	18	22	26	22	15	--
2/25	18	21	29	22	15	--
3/4	17	19	27	18	15	18
3/11	17	18	23	17	15	17
3/18	16	12	12	14	7	12

BA D1 CB NC PG USA

3/25	18	15	13	13	10	12
4/1	18	15	14	17	10	15
4/8	22	22	23	22	18	19
4/15	24	NR	NR	26	22	23
4/22	20	25	NR	23	19	21
4/29	NR	NR	NR	28	NR	NR
5/6	NR	NR	NR	29	NR	NR

BA D1 CB NC PG USA

5/13	NR	NR	NR	--	NR	NR
------	----	----	----	----	----	----

UP NEXT

• Auburn concludes the regular season with a three-game series at No. 20 LSU () from Thursday-Saturday. The Tigers then begin the SEC Tournament in Hoover, Ala., Tuesday, May 21.

SCOUTING THE LIONS

• In its first season at the Division I level, North Alabama enters the final week of the regular season with a 16-34 overall record and is 7-13 in the ASUN conference.

• Offensively, the Lions are hitting .243 as a team and are led by Ben Kiefer's .297 clip. Davis Elliott leads the way from a slugging standpoint with a team-high 13 doubles and five home runs, while Reid Homan has driven in a team-best 24 runs this season.

• On the mound, North Alabama has turned in a 6.18 staff ERA and have struck out 366 batters in 426.2 innings of work. Bryant Claunch leads the way with a 5-1 record and 3.27 ERA in 20 appearances this season.

LEADING OFF

• Judd Ward has started 16 straight games in the leadoff spot and is hitting .308 (20-for-65) during the span.

• Ward has multiple hits in nine of the last 21 games, including a trio of three-hit efforts, and is hitting .341 (29-for-85) with 19 runs and seven doubles in the stretch.

HEATING UP

• Conor Davis leads the team with a .358 average (19-for-53) in the last 13 games. He is also tied for the team lead with 11 RBI during the span.

• Will Holland has three hits in four of the last six games and is hitting .542 (13-for-24) with seven runs, two doubles, two home runs and seven RBI during the span.

• Matt Scheffler has multiple hits in two of the last four games and is hitting .313 (15-for-48) in his last 13 games. Scheffler drove in a season-high three runs in Saturday's finale against Georgia.

BIG-HIT BLISS

• Ryan Bliss was named the SEC Freshman of the Week on May 6 after going 6-for-12 with five runs and four RBI in the Alabama series, marking the first weekly honor from the conference of his career.

• Bliss also went 6-for-12 and scored five runs in the series against Georgia, including a 3-for-3 effort with four runs scored in the series finale.

• The LaGrange, Ga., native is hitting a team-best .348 (24-for-69) in the last six conference weekends. He also leads the team with 16 runs scored and 14 RBI during the span.

HOME SWEET HOME

• Auburn is 21-10 at home this season and went on a 14-game home winning streak earlier this season, which was tied for the third longest in program history.

• Auburn went 29-6 in games played at Plainsman Park last season, marking the most home wins in a season since 1997 (30) and the second-most home wins all-time.

• The Tigers are 50-16 at home since the start of the 2018 season and 73-29 at home since 2017.

• This season marks the first time since 2008-10 the Tigers have won 20 or more home games in three straight seasons.

CONOR IN THE CLUTCH

- Conor Davis' walk-off single in the 10th inning against Georgia Saturday was his second walk-off hit of the season and the third of his career.
- He also hit a walk-off single in the 10th innings of a series-clinching win vs. Ole Miss earlier this season and a walk-off three-run home run in the bottom of the ninth inning of a series-clinching win vs. South Carolina in 2017.
- Davis has five go-ahead hits this season. Along with the walk-off singles, he hit a grand slam to break a 4-4 tie at UAB, a RBI double to break a 3-3 tie vs. Arkansas and a two-RBI single to break a 1-1 tie at Jacksonville State.

RUN AT YOUR OWN RISK

- Judd Ward leads the SEC with seven outfield assists this season, which are more than or as many as nine SEC teams and are the most by an Auburn player since Josh Palacios also threw out seven runners in 2016.
- Five of Ward's seven outfield assists have cut down a run at the plate.

LATE-INNING LEAD

- Auburn's loss in the middle game vs. Alabama marked the team's first when leading after eight innings this season.
- Auburn is 25-1 when leading after seven and 29-1 when leading after eight this season.
- The Tigers are 110-9 when ahead after seven and 128-7 when ahead after eight under head coach Butch Thompson.
- Conversely, Auburn is 1-16 when trailing after seven and 0-19 when trailing after eight this season. The Tigers are 8-78 and 2-84, respectively, under Coach Thompson.

TAKING DOWN THE TIDE

- Auburn beat Alabama, 17-7, in the decisive series finale last Sunday, marking the team's second straight series win against the Crimson Tide. It's the first time Auburn has beat Alabama in back-to-back series since 2003-04.
- Auburn's 17-run outburst in the series finale was the third time the team has scored 17 or more runs against Alabama in the last seven games. Prior to the last seven games against the Crimson Tide, Auburn had not scored 17 runs in any of the previous 107 games in the series.
- The Tigers have outscored Alabama 72-25 in the last two series, and Auburn is hitting .374 in those six games.

OFFENSIVE EXPLOSION

- Auburn's 17 runs in the series finale against Alabama were the most in a game this season, and the team's 19 hits were its second most.
- The Tigers hit .368 and scored 28 runs on 39 hits in the three-game series, marking the highest totals in all three categories in a series this season.
- The team put an exclamation point on the weekend by scoring nine runs on eight hits in the eighth inning Sunday. Both totals were the most in an inning this season.

CANADIAN CRUSHER

- Edouard Julien leads the team with 44 RBI and is the first Auburn player since 2010-11 with 40 or more RBI in back-to-back seasons.
- Julien broke Frank Thomas' freshman RBI record and led the SEC and all freshmen nationally with 69 RBI a season ago.
- He drove in 101 runs in his first 94 games at Auburn, becoming the fifth fastest Auburn player to reach 100 RBI:
 1. Tim Hudson - 78 games
 2. Gabe Gross - 86 games
 3. Frank Thomas - 89 games
 4. Todd Faulkner - 90 games
 5. Edouard Julien - 94 games

JACK IS BACK

- Despite suffering his first loss of the season last weekend, sophomore lefty Jack Owen leads the team with a 1.91 ERA and has posted a 4-1 record in five starts and nine appearances this season.
- The California native was named the SEC Pitcher of the Week after turning in a complete-game shutout vs. UTSA on Mar. 9, but went down with shoulder soreness following the opening weekend of SEC play and missed four conference weekends.
- Owen didn't allow a run in 20.2 innings prior to his start vs. Tennessee and set the program record with 28.2 innings without allowing an earned run dating back to last season.

CONSECUTIVE SCORELESS INNINGS

Name	Dates	IP
1. Jack Owen	5/22/18-3/16/19	28.2 #
2. John Powell	5/19-6/4/94	27.1 #
3. Keegan Thompson	5/15/15-3/10/17	25.0 #
4. Keegan Thompson	2/17-3/10/17	23.2 ^
5. Tanner Burns	3/1-pres.	23.0
6. Bryan Woodall	2/9-23/07	21.2 # ^
Chris Morrison	3/18-4/2/95	21.2 #
Joe Beckwith	2/26-3/17/96	21.0 ^
9. Jack Owen	2/23-3/17/19	20.2
10. Michael Nix	3/23-4/15/03	20.1

includes unearned runs | ^ to begin a season

MIDSEASON FORM

- Tanner Burns was named to the Golden Spikes Award Midseason Watch List, marking the fourth straight season an Auburn player has earned the recognition - Anfernee Grier (2016), Keegan Thompson (2017), and Casey Mize (2017-18)
- He was also named to the Hall of Fame Foundation National Pitcher of the Year Award midseason watch list and a midseason All-American by D1 Baseball and Perfect Game.
- Burns returned to the mound after missing the first start of his career against Alabama and allowed three runs on six hits with no walks and four strikeouts in 5.2 innings of work against Georgia last weekend.

MR. RELIABLE

- Ryan Bliss is the only Auburn player to have played and started in all 51 games this season.
- Bliss would become the first Auburn freshman to play and start in every game of his freshman season since Damon Haecker in 2014.

BULL MENTALITY

- Cody Greenhill leads the team and ranks tied for fifth in the SEC with nine saves, which are the most by an Auburn player since 2013.
- Five of Greenhill's nine saves have come on the road, including four in SEC road games, and he ranks second in the conference with seven saves in league games.

HOMETOWN HERO

- Auburn High School product Brooks Fuller has made six SEC starts dating back to Saturday at South Carolina and ranks second on the team with a 3.69 ERA in conference play.
- Fuller handed Texas A&M its first shutout loss of the season with 6.0 scoreless innings on Apr. 13 and struck out a season-high six batters vs. Ole Miss the following weekend.

CARPE DIEM

- Brody Moore made his first SEC start in the decisive game against Alabama on May 5 and went 3-for-5 with two runs and a RBI.
- He drove in the go-ahead run on a RBI single in the sixth inning to break a 3-3 tie against the Crimson Tide.
- Moore is the son of Brandon Moore, who was a All-SEC shortstop for the Tigers (1991-94) and helped lead Auburn to the College World Series in 1994.

FINDING HIS ROLE

- Freshman lefty Garrett Wade has turned in a 2.89 ERA in eight relief appearances, including a 1.68 ERA in his last five relief appearances.
- Wade hasn't allowed more than one run in any of his last five relief efforts, four of which have come in conference play.

FITTS RIGHT IN

- Richard Fitts is 3-0 with a 2.82 ERA in 10 relief appearances this season, including 2-0 with a 0.00 ERA in his last three relief appearances.

FIRST IMPRESSION

- Devin Warner made his first career start at Jacksonville State on Apr. 23 and went 3-for-4 with a run scored and three RBI.

SHUTTING 'EM OUT

- Auburn ranks fourth in the country with seven shutouts this season.
- The Tigers seven shutouts are two more than last season and are tied for the fifth most in a single-season in program history. The single-season record is nine in 1988.

FLARE FOR THE DRAMATIC

- Auburn has played in five extra-inning games, totaling 61 innings of action this season (3-2).
- The five extra-inning games are just one shy of the number of extra inning games in the last two seasons combined.

15-INNING MARATHON

- Auburn's 15-inning contest vs. Arkansas is tied for the fourth longest game in program history.
- The game lasted 5:40, which is second in game duration behind the 15-inning Auburn vs. Alabama game in 2017 (6:36).
 1. 20 innings - at Florida (4/22/72)
 2. 17 innings - vs. Arkansas (5/19/94)
 3. 16 innings - at Troy (4/25/07)
 4. 15 innings - vs. Arkansas (4/5/19)
 - 15 innings - vs. Alabama (5/7/17)
 - 15 innings - at Mississippi State (3/22/87)

STRENGTH OF SCHEDULE

- Auburn enters the final week of the regular season with the toughest strength of schedule in the country this season.
- The Tigers have played five of the top seven teams in this week's USA TODAY Coaches Poll in a total of 14 games this season.
- This weekend's matchup against LSU will mark the ninth ranked team Auburn has played this season, including its eighth series against a ranked opponent.
- Eight of the team's 10 conference series this season also come against NCAA Regional teams from a year ago, including four NCAA Super Regional teams and two teams that advanced to the College World Series in Arkansas and Mississippi State.

POSTSEASON PUSH

- Auburn is positioned to make its third straight NCAA Tournament appearance for the first time since 2001-03 as the Tigers enter the week ranked No. 19 in the RPI.
- Auburn was an out away from advancing to a super regional in 2017 and a run away from making it back to Omaha for the first time since 1994 a season ago.

PACKED HOUSE

- Auburn sold a record number of season tickets in 2019 (2,163), which surpassed its previous record of 1,991 tickets sold a season ago.
- With one home game remaining, the Tigers have welcomed 102,915 fans through the gates of Plainsman Park this season, which ranks 14th in the country.
- The team's average attendance of 3,320 is good for 16th in the nation.

CORE POWER

- The Tigers returned 41 home runs between the core trio of Edouard Julien (17), Will Holland (12) and Steven Williams (12). The 41 home runs between the three players were the most among any returning trio in the SEC this season.
- Julien, Holland and Williams also drove in a combined 172 runs last season, totaling 16 more RBI than any other returning trio in the SEC this season.

SUPER SOPHOMORES

- Auburn had four Freshman All-America and SEC All-Freshman Team honorees a season ago in Tanner Burns, Cody Greenhill, Edouard Julien and Steven Williams.
- The four freshmen All-Americans were the most in program history and tied with Vanderbilt for the most in the country last year.

THE GABE GROSS EFFECT

- In its first season under hitting coach Gabe Gross, Auburn set a program record for hit-by-pitches (84) and ranked in the top 10 in program history in a number of additional offensive categories.
 - Home runs: 73; 5th
 - Walks: 309; 5th
 - RBI: 423; 8th
 - Runs: 467; 8th
 - Extra-base hits: 201; 10th
 - Total bases: 977; 10th

PRESEASON RECOGNITION

- Burns and Holland garnered a wealth of preseason recognition, including becoming the first Auburn duo to be named to the Golden Spikes Award preseason watch list in the same season.
- Burns: Preseason First Team All-SEC, Golden Spikes Award preseason watch list, Second Team Preseason All-American by D1 Baseball, Third Team Preseason All-American by Collegiate Baseball.
- Holland: Golden Spikes Award preseason watch list, Second Team Preseason All-American by Perfect Game, Third Team All-American by D1 Baseball and NCBWA.

BIG LEAGUE TIGERS

- In 2018, former Auburn pitcher Trey Wingenter became the 51st player in Auburn history to appear in the Major Leagues. He made his MLB debut for the San Diego Padres on Aug. 7, 2018.
- Wingenter was one of three former Tigers to open the 2019 season on a big league roster, joining Josh Donaldson (Braves) and Garrett Cooper (Marlins). Grant Dayton also appeared for the Braves this season but is currently with Gwinnett in Triple-A.

TIGERS IN THE DRAFT

- Auburn had seven players selected in the 2018 MLB Draft, including the program's first No. 1 overall draft pick in Casey Mize.
- The seven players drafted were the most in a season since 2010 (11) and tied for the second most in program history.
- The Tigers have had multiple players drafted every year since 2006 and at least one player selected for 44 straight years, which is tied for the longest streak in the SEC.

TAKE 'EM TO SCHOOL

- Auburn has 11 players on its team that chose to attend Auburn rather than sign a professional contract, including four freshmen from the 2018 draft in June.

Player	Year	Round	Team
Ryan Bliss	2018	30th	Boston
Tanner Burns	2017	37th	NY (AL)
Davis Daniel	2018	11th	Milwaukee
		2016	34th Chicago (NL)
Peyton Glavine	2017	37th	LA (AL)
Ryan Hoerter	2017	36th	Pittsburgh
Kason Howell	2018	20th	Boston
Edouard Julien	2017	37th	Philadelphia
Garrett Wade	2018	38th	Tampa Bay
Devin Warner	2018	30th	Arizona
Ryan Watson	2016	39th	LA (NL)
Steven Williams	2017	35th	NY (AL)

THE LAST TIME...

BATTING SUPERLATIVES

5 hits in a game Anfernee Grier at Kennesaw St. [5-for-6] (4/12/16)
 6 hits in a game Tyler Johnstone vs. Elon [6-for-7, 2B, 3B] (2/25/05)

Reached base 6 times Edouard Julien vs. Alabama A&M [3-3, 1 BB, 2 HBP] (4/3/18)

4 runs in a game Ryan Bliss vs. #7 Georgia (G2 - 5/11/19)
 5 runs in a game Edouard Julien vs. Alabama A&M (4/3/18)
 6 runs in a game never

10-game hitting streak Connor Davis, 10 games (4/19-5/7)
 Matt Scheffler, 10 games (4/18-5/7)
 Jonah Todd, 16 games, (4/8-5/7/17)
 A. Grier, 22 games, (5/31/15-3/22/16)
 Justin Fradejas, 27 games (3/23-5/7/10)
 Casey Dunn, 31 games (2/22 [G1]-4/15/97)

15-game hitting streak
 20-game hitting streak
 25-game hitting streak
 30-game hitting streak

3 doubles in a game Jordan Ebert vs. Southern (2/26/16)
 4 doubles in a game Ken Dempsey vs. Georgia (1971)

2 triples in a game Jay Gonzalez vs. Alabama State (2/28/12)
 3 triples in a game never

2 home runs in one game Connor Davis vs. #17 Ole Miss (4/19/19)
 3 home runs in one game Tony Caldwell at Kentucky (4/9/11)

7 RBI in a game Steven Williams vs. Longwood (2/17/18)
 8 RBI in a game Justin Bryant at Georgia (3/19/10)
 9 RBI in a game Hunter Morris at Georgia (3/21/10)
 10 RBI in a game Bob Berry vs. Huntington (4/15/82)

Grand slam home run Connor Davis at UAB (3/20/19)
Inside-the-park home run Edouard Julien vs. Georgia Southern (2/17/19)
 HR to begin game Will Holland at #5 Ole Miss (5/12/18)
 Two HR in one inning Dan Glevenyak at Jacksonville State (8th) (5/7/13)
HR in consecutive at-bats Edouard Julien vs. Alabama A&M (2/20/19)
HR in three consecutive at-bats Edouard Julien vs. Alabama A&M at UCF (2/20-22/19)
HR in consecutive games Steven Williams vs. at UCF/Cincinnati (2/24-3/1/19)
 HR in three consecutive games Brendan Venter (5/5-7/18)
 HR in three consecutive SEC games Trent Mummey (4/17-23/10)
 HR in four consecutive games Joseph Sanders (5/10-15/08)
 HR in four consecutive SEC games Mike Bianucci (5/2-9/08)
 HR in five consecutive games Tim Lemons (4/6-10/85)
 Walk-off HR Connor Davis vs. #6 South Carolina (4/2/17)
 Pinch-hit HR Edouard Julien vs. BYU (G1 - 3/3/18)
 Pinch-hit grand slam Edouard Julien vs. BYU (G1 - 3/3/18)
 HR in first at-bat of season Steven Williams vs. Longwood (2/17/18)
 HR in both games of DH Dylan Ingram at #7 Mississippi St. (4/29/17)

Hit for the cycle Clete Thomas [3B, 1B, 1B, HR, 2B] vs. Arkansas (4/3/05)

Hit from both sides of plate Damon Haecker [5th inn.]
 in same inning vs. Jacksonville St. (3/15/17)
Two hits in same inning Will Holland [1B, HR] vs. Alabama (5/5/19)

Stole home Justin Hargett vs. Davidson (Gm 2) [4th] (G1 - 3/3/10)
Stole two bases in a game Ryan Bliss vs. Alabama (5/5/19)
 Stole three bases in a game Anfernee Grier vs. Southern (2/26/16)

Hit by a pitch 2 times in a game Will Holland at #4 Vanderbilt (2) (4/25/19)
 Hit by a pitch 3+ times in a game Dan Glevenyak at Alabama (4) (4/11/14)

Scored 20 or more runs 20 at Alabama (G2 - 4/21/18)
 Scored 25 or more runs 25 vs. Longwood (2/17/18)
 Scored 30 or more runs 32 vs. Troy (3/2/94)

Scored 5 runs in an Inning 5, vs. UTSA (1st) (3/9/19)
Scored 6 runs in an Inning 6, at Jacksonville State (7th) (4/23/19)
Scored 7 runs in an Inning 7, at #4 Mississippi State (4th) (3/24/19)
Scored 8 runs in an Inning 8, at UAB (5th) (3/19/19)
Scored 9 runs in an Inning 9, vs. Alabama (9th) (5/5/19)
 Scored 10+ runs in an Inning 11, at Alabama (8th) (G1 - 4/21/18)
 Recorded 10+ hits in an Inning 11, vs. Furman (5th) (2/12/00)
 Scored in every inning vs. Coppin State (3/18/14)

Recorded 15-19 hits 19, vs. Alabama (5/5/19)
Recorded 20 or more hits 21, at #4 Mississippi State (3/24/19)

Hit 3 or more home runs in an inning 3, vs. Northeastern (6th) (G1 - 3/10/18)
Hit 3 or more home runs in a game 3, vs. #17 Ole Miss (4/19/19)
 Hit 5 or more home runs in a game 6, vs. Northeastern (G1 - 3/10/18)
 Hit 7 or more home runs in a game 7, vs. Mississippi State (5/8/10)
Hit back-to-back home runs S. Williams & R. Woley at #4 Mississippi State (6th) (3/22/19)
 Hit back-to-back-to-back home runs B. Fletcher, H. Morris & K. Patterson vs. Mississippi State (5th) (5/8/10)

Had 5 doubles 5, vs. N.C. State (6/3/18)
 Had 6 doubles 6, vs. Georgia Tech (3/13/18)
 Had 7 doubles 7, vs. Alabama A&M (3/1/16)
 Had 8 doubles 8, vs. BYU (G1 - 3/3/18)
 Had 9+ doubles 10, vs. Tennessee (5/15/10)

Stole 5 bases in a game 5, vs. Bethune-Cookman (5/6/14)
Stole 6 bases in a game 6, vs. #21 Tennessee (3/17/19)
 Stole 7 bases in a game 7, vs. Presbyterian (5/8/12)
 Stole 8 bases in a game 8, vs. Alcorn State (2/22/12)

Walked 10+ times 11, vs. #9 Arkansas (G2 - 4/5/19)
 Did not strike out in a game vs. Belmont (3/11/12)

PITCHING SUPERLATIVES

INDIVIDUAL
 Nine-inning no-hitter Casey Mize vs. Northeastern (3/9/18)
 Nine-inning no-hitter (combined) Mike Mueller [2.0], Lee Carter [1.0],
 Brandon Channell [1.0], Reid Price [1.0], Andrew Skinner [1.0], Arnold
 Hughey [1.0], Ken Clayton [1.0], Cory Duettt [0.2], Sean Jones [0.1]
 vs. UAB (3/19/02)

Seven-inning no-hitter Jason Johnson vs. LaGrange College (4/30/91)

Nine-inning perfect game Eric Brandon vs. Murray State (3/2/02)
 Seven-inning perfect game Jason Johnson vs. LaGrange College (4/30/91)

Nine-inning one-hitter (individual) Keegan Thompson vs. Presbyterian (3/1/14)
 Nine-inning one-hitter (combined) Justin Camp [6.2], Terrance Dedrick [1.1],
 Jay Wade [0.2], Rocky McCord [0.1], at Kennesaw St. (3/11/14)
 Kevin Davis [3.2], Jacob Milliman [1.1], vs. Radford
 (2/22/15)

Five-inning one-hitter

Nine-inning two-hitter Tanner Burns [9.0] vs. Cincinnati (3/1/19)

Complete game Jack Owen vs. UTSA (3/9/19)
Complete game shutout Jack Owen vs. UTSA (3/9/19)
 Consecutive complete games K. Thompson vs. Arkansas & LSU (4/4 & 4/11/15)

Struck out 10 batters 10 by Tanner Burns vs. UTSA (3/8/19)
 Struck out 11 batters 11 by Casey Mize vs. Army (6/2/18)
 Struck out 12 batters 12 by Casey Mize at Kentucky (3/23/18)
 Struck out 13 batters 13 by Casey Mize vs. Texas A&M (3/16/18)
Struck out 15 batters 15 by Tanner Burns vs. Cincinnati (3/1/19)

TEAM
Struck out 15+ batters Garrett Wade [8], Kyle Gray [2],
 Elliott Anderson [6] at South Alabama (3/12/19)
Struck out 20+ batters Brooks Fuller [4], Ryan Watson [4], Elliott Anderson [3],
 Cody Greenhill [4], Carson Skipper [3], Garrett Wade [2] vs. #9 Arkansas (4/5/19)
 Struck out 15 batters consecutive games vs. Ga State, at Missouri (4/5-7/16)
Shut out an opponent 7-0 at #12 Texas A&M (4/13/19)
Consecutive shutouts 6-0 vs. UTSA / 5-0 vs. UTSA (3/8-9/19)
Three straight shutouts 2-0 vs. UT Martin / 6-0 vs. UTSA / 5-0 vs. UTSA (3/6-9/19)
Shut out an SEC opponent 7-0 at #12 Texas A&M (4/13/19)
Shut out an SEC opponent on the road 7-0 at #12 Texas A&M (4/13/19)
 Consecutive SEC shutouts 5-0 and 4-0 at Miss. State (3/27-28/15)
 Consecutive SEC shutouts on the road 5-0 and 4-0 at Miss. State (3/27-28/15)
Was shut out 4-0 at #12 Texas A&M (4/12/19)
 Was held to one hit vs. #24 Missouri (4/1/18)
 Was no hit vs. #13 Arkansas (5/25/17)

FIELDING SUPERLATIVES
2 errors in a game Matt Scheffler at #4 Vanderbilt (4/25/19)
 3 errors in a game Luke Jarvis vs. Presbyterian (3/11/17)
 4 errors in a game Brett Burnham at Alabama (4/5/00)

3 double plays turned in a game vs. Alabama (5/3/19)
 4 double plays turned in a game vs. Georgia Tech (4/4/17)
 5 double plays turned in a game never

Triple play (Auburn) vs. Memphis (5/22/78)
 Triple play (Opponent) at Florida [4th] (3/15/08)

Threw a runner out at HP to end game Will Holland vs. Presbyterian (3/12/17)

MISC. SUPERLATIVES
Won 10 or more consecutive games 15 (2/24-3/22)
Won 15 or more consecutive games 15 (2/24-3/22)
Won 8 or more consecutive SEC games 9 (4/1-21/95)
 Lost 5 or more consecutive games 7 (5/6-5/13/17)

Home winning streak 21 (1964-66)
 Road winning streak 14 (1967/1995)
 Season-opening winning streak 17 (2/7-3/5/97)

Extra-innings victory 4-3, 10 innings vs. #7 Georgia (G1 - 5/11/19)
Extra-innings loss 6-9, 15 innings vs. #9 Arkansas (G2 - 4/5/19)

Swept a 3-game series vs. #21 Tennessee (3/15-17/19)
 Swept a road series at Alabama (4/20-21/18)
 Swept a road SEC series at Alabama (4/20-21/18)
Swept a SEC series vs. #21 Tennessee (3/15-17/19)
 Swept a 4-game series Maine (2/15-17/13)
Swept a doubleheader vs. UTSA (3/9/19)

Allowed 3 runs or fewer in a series 3 vs. UTSA (3/8-9/19)
 Allowed 3 runs or fewer in a SEC series 3 vs. Miss. State (3/27-29/15)
Allowed 4 runs or fewer in a series 3 vs. UTSA (3/8-9/19)
 Allowed 4 runs or fewer in a SEC series 4 vs. Georgia (4/23-25/15)
 Allowed 3 runs or fewer in a road series 3 vs. Miss. State (3/27-29/15)
 Allowed 3 runs or fewer in a SEC road series 3 vs. Miss. State (3/27-29/15)

Overcome a deficit of 7+ runs 7 runs, [7-0, 12-8] vs. Florida A&M (2/22/17)

Won a 1-0 game vs. Mercer (5/30/15) [NCAA Regional]
 Lost a 1-0 game vs. Ohio State (2/15/14)

Walk-off win vs. #7 Georgia (10 inn.) (G1 - 5/11/19)
 Walk-off loss at #1 Florida (11 inn.) (6/11/18)

HITTER PROFILES

9 • RYAN BLISS IF

5-9 • 165 • FR • LaGrange, Ga. • Troup County

- Has gone 6-for-12 with five runs scored in each of the last two conference weekends and was named the SEC Freshman of the Week following the Alabama series
- Leads the team with a .348 average, 16 runs scored and 14 RBI in the last six SEC series

CAREER STATISTICS

YEAR	AVG	GP-GS	AB	R	H	2B	3B	HR	RBI	SB-A
2019	.284	51-51	190	38	54	10	1	1	31	9-10

SEASON HIGHS

At Bats: 5, eight times
Runs: 4, vs. Georgia (5/11)
Hits: 3, three times
Doubles: 1, 10 times
HR: 1, vs. Cincinnati (3/2)
RBI: 4, vs. Alabama (5/5)

24 • CONOR DAVIS IF

6-3 • 227 • JR • Roswell, Ga. • Blessed Trinity

- Delivered the walk-off single in the bottom of the 10th inning in game two against Georgia, marking his second walk-off of the season and third of his career
- Leads the team with a .358 average and is tied for the team lead with 11 RBI in the last 13 games

CAREER STATISTICS

YEAR	AVG	GP-GS	AB	R	H	2B	3B	HR	RBI	SB-A
2017	.282	52-38	163	22	46	11	0	1	29	1-4
2018	.268	53-47	164	26	44	9	0	2	34	3-6
2019	.305	48-47	190	30	58	9	1	6	32	2-2
TOTAL	.286	153-132	517	78	148	29	1	9	95	6-12

CAREER HIGHS

At Bats: 8, vs. Alabama (5/7/17)
Runs: 3, vs. Longwood (2/17/18)
Hits: 3, eight times
Doubles: 2, at Texas A&M (4/9/17)
HR: 2, vs. Ole Miss (4/19/19)
RBI: 5, vs. Vanderbilt (5/6/18)

SEASON HIGHS

At Bats: 5, 10 times
Runs: 2, six times
Hits: 3, four times
Doubles: 1, nine times
HR: 2, vs. Ole Miss (4/19)
RBI: 4, two times

11 • CHASE HALL C

6-2 • 215 • R-JR • Roanoke, Ala. • Southern Union

- Made his sixth start of the season at JSU (4/23) and went 1-for-4 with two runs and one RBI

CAREER STATISTICS

YEAR	AVG	GP-GS	AB	R	H	2B	3B	HR	RBI	SB-A
2019	.182	11-6	22	2	4	1	0	0	3	0-0

SEASON HIGHS

At Bats: 5, vs. Alabama A&M (2/19)
Runs: 2, at Jacksonville State (4/23)
Hits: 1, four times
Doubles: 1, vs. Alabama A&M (2/19)
RBI: 2, vs. Alabama A&M (2/19)

17 • WILL HOLLAND IF

5-11 • 185 • JR • Lawrenceville, Ga. • Collins Hill

- Is hitting .542 (13-for-24) with seven runs, two doubles, two home runs and seven RBI in the last six games
- Leads the team with six HR in SEC play, four of which have come in the last 13 games

CAREER STATISTICS

YEAR	AVG	GP-GS	AB	R	H	2B	3B	HR	RBI	SB-A
2017	.209	45-41	134	23	28	7	1	3	18	4-4
2018	.313	66-65	249	61	78	18	0	12	52	9-11
2019	.247	49	178	36	44	8	0	6	13-16	
TOTAL	.267	160-155	561	120	150	33	1	21	93	26-31

CAREER HIGHS

At Bats: 6, three times
Runs: 4, at Alabama (4/21 - G2)
Hits: 4, two times
Doubles: 2, two times
HR: 2, two times
RBI: 4, two times

SEASON HIGHS

At Bats: 6, vs. UT Martin (3/5)
Runs: 3, two times
Hits: 4, vs. UT Martin (3/5)
Doubles: 1, eight times
HR: 1, six times
RBI: 3, vs. Alabama (5/5)

16 • KASON HOWELL OF

6-0 • 185 • FR • Argyle, Texas • Liberty Christian

- Went 3-for-10 with two runs, two doubles and two RBI in the Alabama series
- Left the middle game vs. Georgia with a knee injury

CAREER STATISTICS

YEAR	AVG	GP-GS	AB	R	H	2B	3B	HR	RBI	SB-A
2019	.274	49-49	175	23	48	8	0	0	25	13-15

SEASON HIGHS

At Bats: 6, at Mississippi State (3/24)
Runs: 3, vs. Alabama A&M (2/19)
Hits: 3, two times
Doubles: 1, eight times
RBI: 3, vs. UTSA (3/9)

10 • EDOUARD JULIEN IF

6-2 • 195 • SO • Quebec City, Quebec • Cardinal-Roy

- Is the first Auburn player with 40+ RBI in back-to-back seasons since 2010-11
- Became the fifth fastest player to reach 100 RBI in his Auburn career earlier this season (94 games)
- Forty-six of his 103 career hits are for extra bases (45 percent)

CAREER STATISTICS

YEAR	AVG	GP-GS	AB	R	H	2B	3B	HR	RBI	SB-A
2018	.275	62-59	207	47	57	7	0	17	69	7-10
2019	.247	50-50	186	40	46	13	1	8	44	3-5
TOTAL	.262	112-109	393	87	103	20	1	25	113	10-15

CAREER HIGHS

At Bats: 7, vs. Arkansas (4/5/19)
Runs: 5, vs. Alabama A&M (4/3/18)
Hits: 3, five times
Doubles: 2, Alabama A&M (4/3/18)
HR: 2, vs. Alabama A&M (2/20/19)
RBI: 4, seven times

SEASON HIGHS

At Bats: 7, vs. Arkansas (4/5)
Runs: 3, two times
Hits: 3, two times
Doubles: 1, 13 times
HR: 2, vs. Alabama A&M (2/20)
RBI: 4, vs. Ole Miss (4/18)

2 • EVERETT LAU IF/OF

5-10 • 185 • JR • Oahu, Hawaii • College of San Mateo

- Started at JSU (4/23) and scored two runs while also turning in a RBI double
- Collected three hits and drove in a season-high five runs, including a three-run HR, vs. UT Martin (3/5)
- Two-time Golden Gate League First Team All-Conference

CAREER STATISTICS

YEAR	AVG	GP-GS	AB	R	H	2B	3B	HR	RBI	SB-A
2017*	.381	33-42	126	38	48	9	4	0	32	--
2018*	.381	45-45	181	48	69	17	2	4	45	--
2019	.237	17-8	38	7	9	2	0	1	7	1-1

SEASON HIGHS

At Bats: 6, vs. UT Martin (3/5)
Runs: 2, two times
Hits: 3, vs. UT Martin (3/5)
Doubles: 1, two times
HR: 1, vs. UT Martin (3/5)
RBI: 5, vs. UT Martin (3/5)
 *JUCO

19 • BRODY MOORE IF

6-0 • 185 • FR • Oneonta, Ala. • Oneonta

- Went 3-for-5 with two runs and one RBI in his first SEC start in the series finale vs. Alabama (5/5)
- Came off the bench and collected two hits at JSU (4/23)
- Tripled in his first career at-bat vs. Alabama A&M (2/19)

CAREER STATISTICS

YEAR	AVG	GP-GS	AB	R	H	2B	3B	HR	RBI	SB-A
2019	.364	11-3	22	6	8	1	1	0	3	0-1

SEASON HIGHS

At Bats: 5, vs. Alabama (5/5)
Runs: 2, two times
Hits: 3, vs. Alabama (5/5)
Doubles: 1, at Jacksonville State (4/23)
RBI: 1, three times

6 • MATT SCHEFFLER C

6-2 • 190 • JR • Kirkland, Wash. • Pierce

- Recorded a hit in a team-high 14 straight SEC games and reached base in 19 straight conference contests entering last weekend
- 2018 Tacoma Athletic Commission Player of the Year

CAREER STATISTICS

YEAR	AVG	GP-GS	AB	R	H	2B	3B	HR	RBI	SB-A
2017*	.349	36-36	126	26	44	5	1	2	19	--
2018*	.369	42-42	160	51	59	12	2	1	22	--
2019	.287	47-45	164	26	47	10	0	1	23	5-6

SEASON HIGHS

At Bats: 6, at Mississippi State (3/24)
Runs: 2, four times
Hits: 3, at UCF (2/24)
Doubles: 1, 10 times
HR: 1, vs. UTSA (3/9)
RBI: 3, vs. Georgia (5/11)
 *JUCO

1 • JUDD WARD OF

6-1 • 195 • SO • Russellville, Ala. • Russellville

- Is hitting .350 (14-for-40) in the last nine SEC games
- Leads the team with a .306 average and .380 on-base percentage in SEC play
- Has a league-high seven outfield assists this season

CAREER STATISTICS

YEAR	AVG	GP-GS	AB	R	H	2B	3B	HR	RBI	SB-A
2018	.250	37-21	84	9	21	2	1	0	8	0-2
2019	.286	51-50	192	36	55	10	2	3	26	5-7
TOTAL	.275	88-71	276	45	76	12	3	3	34	5-9

CAREER HIGHS

At Bats: 7, vs. Arkansas (4/5/19)
Runs: 3, at Jacksonville State (4/23/19)
Hits: 3, four times
Doubles: 2, at Vanderbilt (4/25/19)
HR: 1, three times
RBI: 4, at Mississippi State (3/24/19)

SEASON HIGHS

At Bats: 7, vs. Arkansas (4/5)
Runs: 3, at JSU (4/23)
Hits: 3, four times
Doubles: 2, at VU (4/25)
HR: 1, three times
RBI: 4, at MSU (3/24)

41 • STEVEN WILLIAMS OF

6-3 • 216 • SO • Albany, Ga. • Deerfield-Windsor

- Went a combined 7-for-19 with six runs scored in the Vanderbilt and Alabama series

CAREER STATISTICS

YEAR	AVG	GP-GS	AB	R	H	2B	3B	HR	RBI	SB-A
2018	.291	65-65	244	54	71	10	1	12	51	1-1
2019	.231	50-50	182	31	42	5	0	5	19	3-3
TOTAL	.265	115-115	426	85	113	15	1	17	70	4-4

CAREER HIGHS

At Bats: 6, two times
Runs: 4, two times
Hits: 4, three times
Doubles: 2, vs. BYU (G1 - 3/3/18)
HR: 1, 17 times
RBI: 7, vs. Longwood (2/17/18)

SEASON HIGHS

At Bats: 6, vs. Arkansas (4/5)
Runs: 3, vs. Cincinnati (3/2)
Hits: 3, two times
Doubles: 1, five times
HR: 1, five times
RBI: 3, two times

4 • RANKIN WOLEY IF

6-0 • 210 • JR • Atlanta, Ga. • Chattahoochee Valley

- Is hitting .310 (9-for-29) with a team-high nine RBI in the last three SEC weekends
- Named a 2018 NJCAA First Team All-American and the Alabama Community College Conference Player of the Year

CAREER STATISTICS

YEAR	AVG	GP-GS	AB	R	H	2B	3B	HR	RBI	SB-A
2017*	.267	26-8	45	8	12	4	1	0	5	0-0
2018*	.460	60-60	202	58	93	27	1	11	93	1-1
2019	.281	49-49	196	25	55	13	1	3	35	2-2

CAREER HIGHS

At Bats: 7, vs. Arkansas (4/5/19)
Runs: 3, vs. Gulf Coast State (3/2/18)*
Hits: 4, two times*
Doubles: 3, vs. Faulkner (2/17/18)*
HR: 2, vs. Miami Dade (2/10/18)*
RBI: 5, at Wallace-Selma (4/21/18)
 *at LSU
 *JUCO

SEASON HIGHS

At Bats: 7, vs. Arkansas (4/5)
Runs: 2, six times
Hits: 3, two times
Doubles: 2, two times
HR: 1, three times
RBI: 3, three times

PITCHER PROFILES

14 • ELLIOTT ANDERSON LHP

6-3 • 212 • JR • Cartersville, Ga. • Cartersville
 • Leads the team and ranks tied for eighth in the conference with 23 appearances, including 22 in relief

CAREER STATISTICS

YEAR	ERA	W-L	G/S	IP	H	R	ER	BB	K	BAA
2017	6.39	1-0	14/0	12.2	20	9	9	8	9	.370
2018	3.64	5-0	24/0	29.2	25	18	12	15	32	.229
2019	3.70	5-1	23/1	48.2	47	25	20	21	52	.251
TOTAL	4.05	11-1	61/1	91.0	92	52	41	44	93	.263

CAREER HIGHS

Innings: 4.2, at Texas A&M (4/14/19)
Hits: 6, at Mississippi State (3/24/19)
Runs: 5, two times
Earned Runs: 4, three times
Strikeouts: 7, two times
Walks: 3, at South Carolina (3/30/19)
Pitches: 74, vs. Ole Miss (4/19/19)

SEASON HIGHS

Innings: 4.2, at TAMU (4/14)
Hits: 6, at MSU (3/24)
Runs: 5, two times
Earned Runs: 4, two times
Strikeouts: 7, vs. GS (2/15)
Walks: 3, at SC (3/30)
Pitches: 74, vs. Ole Miss (4/19)

32 • TANNER BURNS RHP

6-0 • 205 • SO • Decatur, Ala. • Decatur
 • Ranks tied for fifth in the SEC in strikeouts and has turned in a new career high in the category
 • Missed the first start of his Auburn career vs. Alabama
 • Named to the Golden Spikes Award Midseason Watch List and a Midseason All-American by D1 Baseball and PG

CAREER STATISTICS

YEAR	ERA	W-L	G/S	IP	H	R	ER	BB	K	BAA
2018	3.01	7-4	17/17	86.2	73	41	29	37	77	.225
2019	2.83	4-3	12/12	70.0	53	26	22	20	91	.207
TOTAL	2.93	11-7	29/29	156.2	126	67	51	57	168	.217

CAREER HIGHS

Innings: 9.0, vs. Cincinnati (3/1/19)
Hits: 7, three times
Runs: 5, two times
Earned Runs: 4, two times
Strikeouts: 15, vs. Cincinnati (3/1/19)
Walks: 4, three times
Pitches: 115, at South Carolina (3/29/19)

SEASON HIGHS

Innings: 9.0, vs. UC (3/1)
Hits: 7, two times
Runs: 5, two times
Earned Runs: 4, at MSU (3/22)
Strikeouts: 15, vs. UC (3/1)
Walks: 4, at VU (4/25)
Pitches: 115, at SC (3/29)

43 • RICHARD FITTS RHP

6-23 • 185 • FR • Helena, Ala. • Helena
 • Is 3-0 with a 2.82 ERA in 10 relief appearances, including 2-0 with a 0.00 ERA in his last three relief appearances

CAREER STATISTICS

YEAR	ERA	W-L	G/S	IP	H	R	ER	BB	K	BAA
2019	6.31	3-3	15/5	35.2	51	25	25	10	24	.340

SEASON HIGHS

Innings: 5.0, at South Carolina (3/31)
Hits: 7, vs. Alabama (5/5)
Runs: 5, vs. Arkansas (4/6)
Earned Runs: 5, vs. Arkansas (4/6)
Strikeouts: 4, vs. Ole Miss (4/18)
Walks: 3, vs. Arkansas (4/6)
Pitches: 77, at Vanderbilt (4/26)

18 • BROOKS FULLER LHP

6-12 • 215 • FR • Auburn, Ala. • Auburn
 • Has made six SEC starts and ranks second on the team with a 3.69 ERA in conference play
 • Named the 2018 ASWA Pitcher and Player of the Year

CAREER STATISTICS

YEAR	ERA	W-L	G/S	IP	H	R	ER	BB	K	BAA
2019	3.29	2-2	15/7	41.0	33	23	15	31	33	.220

SEASON HIGHS

Innings: 6.0, at Texas A&M (4/13)
Hits: 5, vs. Ole Miss (4/20)
Runs: 4, at Vanderbilt (4/27)
Earned Runs: 3, vs. Ole Miss (4/20)
Strikeouts: 6, vs. Ole Miss (4/20)
Walks: 4, two times
Pitches: 93, at Texas A&M (4/13)

23 • PEYTON GLAVINE LHP

5-11 • 176 • SO • Alpharetta, Ga. • Blessed Trinity
 • Made his first appearance in a month and earned the win in 1.2 scoreless innings of relief at JSU (4/23)
 • Didn't allowed a run and struck out seven batters in his first five appearances and 4.0 IP this season

CAREER STATISTICS

YEAR	ERA	W-L	G/S	IP	H	R	ER	BB	K	BAA
2018	27.00	0-0	5/0	3.0	10	9	9	2	5	.526
2019	2.45	1-0	8/0	7.1	8	2	2	7	11	.267
TOTAL	9.58	1-0	13/0	10.1	18	11	11	9	16	.367

CAREER HIGHS

Innings: 1.2, two times
Hits: 5, vs. Northeastern (3/10/18)
Runs: 6, vs. Northeastern (3/10/18)
Earned Runs: 6, vs. Northeastern (3/10/18)
Strikeouts: 3, vs. Longwood (2/17/18)
Walks: 2, two times
Pitches: 35, vs. AAMU (2/20/19)

SEASON HIGHS

Innings: 1.2, two times
Hits: 3, two times
Runs: 1, two times
Earned Runs: 1, two times
Strikeouts: 2, five times
Walks: 2, two times
Pitches: 35, vs. AAMU (2/20)

36 • KYLE GRAY LHP

5-10 • 205 • R-JR • Austin, Texas • Blinn
 • Made his first appearance since Apr. 16 and pitched 1.2 scoreless innings vs. UAB (5/7)
 • Hasn't allowed a run in his last two appearances and 4.1 innings pitched

CAREER STATISTICS

YEAR	ERA	W-L	G/S	IP	H	R	ER	BB	K	BAA
2017*	7.85	0-0	11/--	18.1	27	16	16	9	25	--
2018*	2.73	7-1	12/--	66.0	56	25	20	19	91	--
2019	5.60	1-3	13/2	17.2	16	13	11	15	13	.235

CAREER HIGHS

Innings: 7.0, four times*
Hits: 9, at Alvin (4/20/18)*
Runs: 6, two times*
Earned Runs: 6, two times*
Strikeouts: 12, vs. Laredo (3/24/18)*
Walks: 4, vs. Temple (2/16/18)*
Pitches: --
 *JUCO

SEASON HIGHS

Innings: 3.0, vs. GS (2/17)
Hits: 3, at UCF (2/23)
Runs: 4, at UCF (2/23)
Earned Runs: 4, at UCF (2/23)
Strikeouts: 3, vs. GS (2/17)
Walks: 3, vs. Arkansas (4/6)
Pitches: 69, vs. GS (2/17)

20 • CODY GREENHILL RHP

6-4 • 216 • SO • Russellville, Ala. • Russellville
 • Pitched a season-high 4.0 scoreless innings and earned the win in the middle game vs. Georgia
 • Ranks second in the league with seven SEC saves
 • Five of his nine saves have come on the road, including four on the road in SEC play
 • Named to the NCBWA Stopper of the Year watch list

CAREER STATISTICS

YEAR	ERA	W-L	G/S	IP	H	R	ER	BB	K	BAA
2018	2.30	6-3	21/0	58.2	53	17	15	19	55	.242
2019	3.05	2-2	21/0	41.1	36	17	14	9	35	.231
TOTAL	2.61	8-5	42/0	100.0	89	34	29	28	90	.237

CAREER HIGHS

Innings: 5.0, at Florida (4/27/18)
Hits: 7, at Mississippi State (3/24/19)
Runs: 5, at Mississippi State (3/24/19)
Earned Runs: 5, at Mississippi State (3/24/19)
Strikeouts: 5, three times
Walks: 3, vs. Georgia State (2/20/18)
Pitches: 86, at N.C. State (6/3/18)

SEASON HIGHS

Innings: 4.0, vs. Georgia (5/11)
Hits: 7, at MSU (3/24)
Runs: 5, at MSU (3/24)
Earned Runs: 5, at MSU (3/24)
Strikeouts: 5, vs. Georgia (5/11)
Walks: 2, two times
Pitches: 54, vs. Arkansas (4/5)

8 • BAILEY HORN LHP

6-2 • 212 • R-SO • West, Texas • McLennan
 • Earned the win after throwing 1.1 scoreless IP in the decisive series finale vs. Alabama (5/5)
 • Struck out the side in the ninth inning at JSU (4/23)
 • Rated a top-75 junior college prospect by Perfect Game

CAREER STATISTICS

YEAR	ERA	W-L	G/S	IP	H	R	ER	BB	K	BAA
2017*	3.86	7-0	15/--	77.0	68	44	33	34	77	--
2019	9.35	2-0	13/2	17.1	23	19	18	9	13	.315

CAREER HIGHS

Innings: 7.1, vs. Grayson (3/8/17)*
Hits: 7, two times*
Runs: 6, vs. San Jac-North (5/30/17)*
Earned Runs: 6, vs. San Jac (5/30/17)*
Strikeouts: 8, at North Central Texas (4/19/17)*
Walks: 4, three times*
Pitches: --
 *JUCO

SEASON HIGHS

Innings: 3.0, two times
Hits: 5, at UCF (2/24)
Runs: 4, two times
Earned Runs: 4, at UCF (2/24)
Strikeouts: 3, at JSU (4/23)
Walks: 2, at MSU (3/24)
Pitches: 52, vs. GS (2/17)

33 • WILL MORRISON RHP

6-2 • 180 • FR • Cullman, Ala. • Cullman
 • Has made multiple appearances in three straight weekends and has posted a 1.50 ERA
 • Has turned in a 2.61 ERA in nine SEC appearances
 • Named the 2018 6A Pitcher of the Year by AL.com and a two-time first team high school All-American

CAREER STATISTICS

YEAR	ERA	W-L	G/S	IP	H	R	ER	BB	K	BAA
2019	4.44	0-0	20/0	24.1	23	12	12	9	14	.267

SEASON HIGHS

Innings: 3.0, two times
Hits: 4, vs. Arkansas (4/6)
Runs: 3, at GT (4/16)
Earned Runs: 3, at GT (4/16)
Strikeouts: 5, vs. AAMU (2/19)
Walks: 2, vs. UAB (5/7)
Pitches: 50, vs. Arkansas (4/6)

44 • JACK OWEN LHP

6-2 • 174 • SO • Aliso Viejo, Calif. • JSerra Catholic
 • Suffered his first loss last Friday vs. Georgia
 • Retired nine of the first 10 he faced in the outing
 • Didn't allow an earned run in a record 28.2 IP dating back to last season before giving up a solo HR vs. UT (3/16)

CAREER STATISTICS

YEAR	ERA	W-L	G/S	IP	H	R	ER	BB	K	BAA
2018	5.97	2-2	14/7	34.2	43	24	23	16	35	.312
2019	1.91	4-1	9/5	42.1	31	10	9	7	40	.205
TOTAL	3.74	6-3	23/12	77.0	74	34	32	23	75	.256

CAREER HIGHS

Innings: 9.0, vs. UTSA (3/9/19)
Hits: 9, at Georgia Tech (3/20/18)
Runs: 6, two times
Earned Runs: 6, two times
Strikeouts: 10, vs. Cincinnati (3/2/19)
Walks: 2, five times
Pitches: 98, vs. UTSA (3/9/19)

SEASON HIGHS

Innings: 9.0, vs. UTSA (3/9)
Hits: 7, vs. Georgia (5/11)
Runs: 6, vs. Georgia (5/11)
Earned Runs: 6, vs. Georgia (5/11)
Strikeouts: 10, vs. UC (3/2)
Walks: 2, two times
Pitches: 98, vs. UTSA (3/9)

31 • BLAKE SCHILLECI LHP

5-10 • 198 • SR • Birmingham, Ala. • Wallace-Hanceville
 • Matched a career high with 3.2 scoreless IP and struck out three batters at Vandy (4/26)

CAREER STATISTICS

YEAR	ERA	W-L	G/S	IP	H	R	ER	BB	K	BAA
2018	9.53	0-0	6/0	5.2	8	6	6	3	3	.333
2019	7.16	0-2	10/0	16.1	20	13	13	7	15	.303
TOTAL	7.77	0-2	16/0	22.0	28	19	19	10	18	.311

CAREER HIGHS

Innings: 3.2, two times
Hits: 4, at Vanderbilt (4/26)
Runs: 4, vs. Georgia Tech (4/2/19)
Earned Runs: 4, vs. Georgia Tech (4/2/19)
Strikeouts: 4, vs. Georgia Tech (4/2/19)
Walks: 3, vs. Georgia Tech (4/2/19)
Pitches: 64, vs. Georgia Tech (4/2/19)

SEASON HIGHS

Innings: 3.2, two times
Hits: 4, at VU (4/26)
Runs: 4, vs. GT (4/2)
Earned Runs: 4, vs. GT (4/2)
Strikeouts: 4, vs. GT (4/2)
Walks: 3, vs. GT (4/2)
Pitches: 64, vs. GT (4/2)

29 • CARSON SKIPPER LHP

6-3 • 195 • FR • Trussville, Ala. • Hewitt-Trussville
 • Has posted a 4.50 ERA in 10 appearances at home
 • Three-time ASWA 7A First Team All-State honoree
 • 2018 AL.com All-Birmingham Player of the Year

CAREER STATISTICS

YEAR	ERA	W-L	G/S	IP	H	R	ER	BB	K	BAA
2019	7.46	3-3	17/8	35.0	45	33	29	23	38	.306

SEASON HIGHS

Innings: 4.2, vs. UTSA (3/9)
Hits: 5, four times
Runs: 5, two times
Earned Runs: 5, vs. Arkansas (4/5)
Strikeouts: 8, vs. AAMU (2/19)
Walks: 4, at GT (4/16)
Pitches: 78, vs. Arkansas (4/5)

40 • GARRETT WADE LHP

6-2 • 205 • FR • Hartselle, Ala. • Hartselle

- Has turned in a 2.89 ERA in eight relief appearances, including a 1.69 ERA in his last five relief appearances
- Named a 2017 Under Armour All-American and the 2018 Alabama Gatorade Player of the Year

CAREER STATISTICS

YEAR	ERA	W-L	G/S	IP	H	R	ER	BB	K	BAA
2019	4.86	3-0	15/7	33.1	33	23	18	27	41	.260

SEASON HIGHS

Innings: 5.0, two times
Hits: 6, vs. JSU (4/9)
Runs: 5, vs. JSU (4/9)
Earned Runs: 5, vs. JSU (4/9)
Strikeouts: 8, two times
Walks: 5, vs. UA (3/26)
Pitches: 91, at USA (3/12)

37 • RYAN WATSON RHP

6-5 • 215 • JR • Auburn, Ala. • Auburn

- Has struck out a career-best 31 batters this season
- Didn't allow a run in a career-best 6.1 innings (3/30-4/9)

CAREER STATISTICS

YEAR	ERA	W-L	G/S	IP	H	R	ER	BB	K	BAA
2017	5.17	1-1	22/2	31.1	39	21	18	11	22	.298
2018	4.76	0-0	7/2	11.1	13	6	6	5	9	.310
2019	5.40	0-1	19/1	31.2	36	20	19	16	31	.295
TOTAL	5.21	1-2	48/5	74.1	88	47	43	32	62	.298

CAREER HIGHS

Innings: 3.1, four times
Hits: 5, two times
Runs: 5, at Mississippi State (3/23/19)
Earned Runs: 5, at Mississippi State (3/23/19)
Strikeouts: 5, at Jacksonville State (4/23/19)
Walks: 3, two times
Pitches: 60, vs. Memphis (3/14/18)

SEASON HIGHS

Innings: 3.1, two times
Hits: 4, three times
Runs: 5, at MSU (3/23)
Earned Runs: 5, at MSU (3/23)
Strikeouts: 5, at JSU (4/23)
Walks: 3, at GT (4/16)
Pitches: 54, at JSU (4/23)

BIG INNINGS

Innings with four or more runs

AUBURN - 21

Date	Opponent	Inn.	Batters	R	H	E	Score
2/15	Georgia Southern	1	10	5	4	1	5-1
2/16	Georgia Southern	3	8	4	4	1	4-0
2/19	Alabama A&M	3	9	4	2	2	5-1
2/24	at UCF	4	7	4	4	0	9-6
3/2	Cincinnati (G2)	1	8	4	2	1	4-2
3/5	UT Martin	3	9	4	6	0	5-6
3/8	UTSA	3	8	4	3	1	4-0
3/9	UTSA (G2)	1	8	5	5	0	5-0
3/16	Tennessee	5	9	4	3	0	5-1
3/19	at UAB	5	13	8	5	1	8-4
3/24	at Mississippi State	3	9	4	6	0	4-2
3/24	at Mississippi State	4	11	7	6	2	11-5
3/31	at South Carolina	2	9	6	3	0	6-1
4/13	at Texas A&M	9	9	4	4	0	7-0
4/23	at Jax State	7	10	6	6	0	11-2
4/25	at Vanderbilt	5	9	4	5	0	4-7
4/27	at Vanderbilt	8	8	4	4	0	5-8
5/4	Alabama	8	8	4	2	0	6-5
5/5	Alabama	7	7	4	4	0	8-3
5/5	Alabama	8	12	9	8	0	17-6
5/11	GEORGIA	6	10	4	5	0	6-7

Record with a big inning: 13-6

Record without a big inning: 17-15

OPPONENT - 17

Date	Opponent	Inn.	Batters	R	H	E	Score
2/24	at UCF	2	8	4	5	1	3-5
3/19	at UAB	2	8	4	2	1	0-4
3/22	at Mississippi State	1	9	4	3	0	0-4
3/23	at Mississippi State	1	10	5	4	2	0-5
3/23	at Mississippi State	8	11	7	6	0	2-15
3/24	at Mississippi State	5	7	4	3	0	11-10
3/24	at Mississippi State	8	8	5	4	0	15-20
4/2	GEORGIA TECH	4	9	4	2	0	5-3
4/2	GEORGIA TECH	8	9	4	2	0	9-3
4/9	JACKSONVILLE STATE	4	9	6	6	0	6-6
4/9	JACKSONVILLE STATE	7	10	5	2	0	6-11
4/14	at Texas A&M	4	7	4	4	0	1-4
4/25	at Vanderbilt	3	8	4	3	2	0-7
4/25	at Vanderbilt	6	9	4	3	0	5-11
4/26	at Vanderbilt	1	8	4	4	0	0-4
5/10	GEORGIA	4	9	6	6	0	1-6
5/10	GEORGIA	7	9	4	4	1	2-11

Record when allowing a big inning: 3-8

Record when not allowing a big inning: 27-13

AUBURN IN THE NATIONAL AND SEC RANKINGS

(As of May 13)

TEAM	TOTAL	NCAA	SEC
Shutouts	7	4	2
9 RYAN BLISS Sac flies	7	8	2
32 TANNER BURNS K/9.0 IP	11.70	36	6
Strikeouts	91	45	5
20 CODY GREENHILL Saves	9	37	5

GAMEDAY EXPERIENCE: SAMFORD STADIUM-HITCHCOCK FIELD AT PLAINSMAN PARK

» Auburn's baseball home for the past 68 seasons, Samford Stadium-Hitchcock Field at Plainsman Park seats 4,096, including 3,227 chairback seats. Auburn's baseball field has been called a renaissance of Camden Yard proportions and received a new 24x64 foot video board, sound system and lighting prior to 2017.



PITCHING CAREERS

ELLIOTT ANDERSON'S CAREER APPEARANCES

*- Starter

2017 - FRESHMAN YEAR

Date	Opp (Res.)	DEC	QS	IP	H	R	ER	BBSO	HR	ERA	NP
2/17	GEORGE WASHINGTON (W, 9-0)	-	-	1.0	0	0	0	1	0	0.00	9
2/22	FLORIDA A&M (W, 12-8)	-	-	0.0	2	3	3	2	0	27.00	14
3/3	LIPSCOMB (W, 8-0)	-	-	0.1	1	0	0	1	0	20.25	20
3/7	SOUTH ALABAMA (L, 3-14)	-	-	0.2	3	4	4	2	1	31.50	22
3/10	PRESBYTERIAN (L, 8-11)	-	-	0.2	0	0	0	0	0	23.62	2
3/15	JACKSONVILLE STATE (W, 10-1)	-	-	2.0	3	0	0	1	0	13.50	25
4/25	TROY (L, 2-5)	-	-	1.2	2	0	0	2	0	9.95	22
4/29	at #7 Mississippi State (W, 5-3)	W	-	2.1	4	1	1	0	1	8.31	36
5/7	ALABAMA (L, 9-11)	-	-	0.2	0	0	0	1	0	7.71	11
5/9	at UAB (L, 2-8)	-	-	1.1	2	1	1	1	1	7.59	31
5/12	at #10 LSU (L, 3-5)	-	-	0.1	1	0	0	0	0	7.36	3
5/20	OLE MISS (L, 4-8)	-	-	1.1	1	0	0	1	0	6.57	19
5/24	vs. #4 Florida (L, 4-5)	-	-	0.0	0	0	0	1	0	6.57	5
6/5	at #16 Florida State (L, 0-6)	-	-	0.1	1	0	0	0	0	6.39	8

2018 - SOPHOMORE YEAR

Date	Opp (Res.)	DEC	QS	IP	H	R	ER	BBSO	HR	ERA	NP
2/18	LONGWOOD (W, 3-0)	-	-	2.0	1	0	0	1	2	0.00	31
2/21	TROY (W, 6-5)	-	-	0.1	3	3	0	1	0	0.00	21
2/24	BRYANT (W, 13-4)	W	-	2.1	0	0	0	0	0	0.00	34
2/27	at #15 South Alabama (W, 7-6)	W	-	1.0	1	2	2	1	2	3.18	19
3/2	BYU (W, 4-3)	-	-	0.0	1	0	0	0	0	3.18	2
3/6	at UAB (W, 11-8)	-	-	1.0	2	2	0	1	0	2.70	21
3/13	GEORGIA TECH (W, 12-7)	W	-	3.1	2	3	3	1	3	4.50	45
3/17	#6 TEXAS A&M (W, 11-5)	-	-	1.0	2	1	1	1	1	4.91	26
3/20	at Georgia Tech (L, 6-4)	-	-	2.0	2	0	0	2	4	4.15	45
3/23	at #8 Kentucky (L, 5-4)	-	-	0.0	0	0	0	0	0	4.15	1
3/25	at #8 Kentucky (L, 13-3)	-	-	0.0	1	2	2	1	0	5.54	13
3/27	vs. Alabama (W, 5-2)	-	-	0.0	0	0	0	1	0	5.54	5
4/3	ALABAMA A&M (W, 19-5)	W	-	1.2	0	0	0	1	0	4.91	18
4/10	at Samford (L, 12-3)	-	-	1.2	0	1	0	1	1	4.41	28
4/14	MISSISSIPPI STATE (L, 7-2)	-	-	1.0	0	0	0	1	1	4.15	20
4/17	UAB (W, 12-2)	W	-	4.0	0	0	0	1	7	3.37	48
4/24	SAMFORD (W, 7-2)	-	-	3.2	3	0	0	1	4	2.88	51
4/26	at #1 Florida (L, 3-1)	-	-	0.2	1	0	0	1	1	2.81	16
5/5	#17 VANDERBILT (W, 11-5)	-	-	0.2	2	1	1	1	0	3.08	10
5/10	at #5 Ole Miss (L, 5-4)	-	-	0.2	1	0	0	0	0	3.00	10
5/11	at #5 Ole Miss (L, 8-3)	-	-	1.0	1	1	1	0	1	3.21	15
5/15	at Troy (L, 9-5)	-	-	0.1	2	2	2	0	1	3.81	9
5/25	vs. #4 Ole Miss (L, 7-0)	-	-	0.1	0	0	0	1	0	3.77	4
6/2	vs. Army (W, 12-1)	-	-	1.0	1	0	0	2	0	3.64	18

2019 - JUNIOR YEAR

Date	Opp (Res.)	DEC	QS	IP	H	R	ER	BBSO	HR	ERA	NP
2/15	GEORGIA SOUTHERN (W, 11-2)	W	-	4.0	2	0	0	0	7	0.00	45
2/19	ALABAMA A&M (W, 10-1)	-	-	2.0	1	0	0	2	0	0.00	29
2/22	at UCF (W, 4-1)	-	-	2.0	3	0	0	2	2	0.00	42
2/24	at UCF (W, 13-9)	-	-	1.0	0	0	0	0	0	0.00	9
3/3	CINCINNATI (W, 9-5)	W	-	4.1	3	1	1	6	1	0.68	69
3/8	UTSA (W, 6-0)	-	-	2.0	0	0	0	0	0	0.59	19
3/12	at South Alabama (W, 6-2)	-	-	2.0	3	0	0	0	6	0.52	38
3/15	#21 TENNESSEE (W, 2-0)	W	-	0.1	0	0	0	1	0	0.51	6
3/16	#21 TENNESSEE (W, 5-2)	-	-	1.1	2	0	0	1	1	0.47	27
3/22	at #4 Mississippi State (W, 6-5)	W	-	0.2	0	0	0	0	1	0.46	12
3/24	*at #4 Mississippi State (L, 15-20)	-	-	2.2	6	5	4	1	2	2.01	55
3/29	at South Carolina (W, 4-2)	-	-	1.1	0	0	0	1	0	1.90	15
3/30	at South Carolina (L, 0-4)	-	-	0.2	0	2	0	3	0	1.85	24
4/5	#9 ARKANSAS (W, 6-3)	W	-	1.1	0	0	0	0	0	1.75	14
4/5	#9 ARKANSAS (L, 6-9)	-	-	2.0	3	1	1	1	3	1.95	32
4/9	JACKSONVILLE STATE (L, 6-11)	L	-	0.2	2	4	4	2	1	3.18	28
4/14	at #12 Texas A&M (L, 1-4)	-	-	4.2	2	1	1	5	1	3.00	72
4/19	#17 OLE MISS (L, 3-5)	-	-	4.0	4	2	2	5	1	3.16	74
4/25	at #4 Vanderbilt (L, 6-12)	-	-	3.0	5	5	3	2	3	3.60	73
5/3	ALABAMA (W, 5-1)	-	-	3.0	2	0	0	1	3	3.35	52
5/5	ALABAMA (W, 17-7)	-	-	2.0	5	3	3	1	3	3.80	46
5/11	#7 GEORGIA (W, 4-3)	-	-	0.1	1	0	0	0	0	3.77	12
5/11	#7 GEORGIA (L, 8-11)	-	-	3.1	3	1	1	2	0	3.70	50

TANNER BURNS' CAREER APPEARANCES

*- Starter

2018 - FRESHMAN YEAR

Date	Opp (Res.)	DEC	QS	IP	H	R	ER	BBSO	HR	ERA	NP
2/18	*LONGWOOD (W, 3-0)	W	-	5.0	4	0	0	0	6	0.00	64
2/24	*BRYANT (W, 3-1)	-	X	7.0	2	1	1	2	8	0.75	96
3/3	*BYU (W, 9-5)	W	-	5.0	4	1	1	2	4	1.06	79
3/10	*NORTHEASTERN (L, 2-1)	L	-	4.1	5	2	2	4	5	1.69	84
3/18	*#6 TEXAS A&M (L, 5-1)	L	-	5.0	5	3	2	3	4	1.26	84
3/25	*at #8 Kentucky (L, 13-3)	L	-	2.0	4	4	3	3	2	2.85	50
4/1	*#24 MISSOURI (L, 5-0)	L	-	5.0	1	4	0	3	6	1.43	94
4/8	*at #5 Arkansas (L, 5-4)	-	X	6.0	4	2	1	2	7	0.29	94
4/15	*MISSISSIPPI STATE (W, 7-5)	-	-	4.2	5	3	3	1	4	1.26	71
4/21	*at Alabama (W, 5-0)	W	X	7.0	4	0	0	1	7	0.29	99
4/27	*at #1 Florida (W, 11-5)	-	-	4.0	3	3	3	2	6	2.62	85

5/5	*#17 VANDERBILT (W, 11-5)	W	-	5.0	5	4	4	2	5	1	3.00	79
5/12	*at #5 Ole Miss (L, 10-3)	-	-	1.2	3	3	3	1	0	3.36	40	
5/17	*LSU (W, 11-4)	W	X	6.0	6	4	2	2	4	1	3.33	97
5/23	*vs. #4 Ole Miss (W, 9-3)	W	X	7.0	6	3	1	2	3	0	3.13	105
6/1	*vs. Northeastern (W, 13-4)	W	X	6.0	7	3	2	1	2	1	3.12	96
6/10	*vs. #1 Florida (W, 3-2)	-	X	6.0	5	1	1	4	3	0	3.01	97

2019 - SOPHOMORE YEAR

Date	Opp (Res.)	DEC	QS	IP	H	R	ER	BBSO	HR	ERA	NP	
2/16	*GEORGIA SOUTHERN (L, 5-7)	-	-	5.0	3	1	1	1	7	0	1.80	74
2/22	*at UCF (W, 4-1)	W	-	5.2	2	1	1	2	7	0	1.69	96
3/1	*CINCINNATI (W, 5-0)	W	X	9.0	2	0	0	15	0	0.92	104	
3/8	*UTSA (W, 6-0)	W	X	7.0	4	0	0	1	10	0	0.68	99
3/15	*#21 TENNESSEE (W, 2-0)	-	X	6.2	4	0	0	1	9	0	0.54	111
3/22	*at #4 Mississippi State (W, 6-5)	-	-	5.0	5	5	4	3	4	0	1.41	100
3/29	*at South Carolina (W, 4-2)	W	X	6.2	4	2	1	2	7	1	1.40	115
4/5	*#9 ARKANSAS (W, 6-3)	-	X	6.0	7	3	3	2	10	1	1.76	106
4/12	*at #12 Texas A&M (L, 0-4)	L	X	6.0	5	3	3	1	7	0	2.05	95
4/19	*#17 OLE MISS (L, 3-5)	L	-	5.0	7	3	3	3	7	1	2.32	99
4/25	*at #4 Vanderbilt (L, 6-12)	L	-	2.1	4	5	3	4	4	1	2.66	56
5/11	*#7 GEORGIA (W, 4-3)	-	-	5.2	6	3	3	0	4	2	2.83	97

DAVIS DANIEL'S CAREER APPEARANCES

*- Starter

2017 - FRESHMAN YEAR

Date	Opp (Res.)	DEC	QS	IP	H	R	ER	BB	SO	HR	ERA	NP
2/19	*GEORGE WASHINGTON (W, 4-3)	-	-	4.1	7	2	2	0	3	0	4.15	75
2/26	*HOLY CROSS (W, 13-4)	-	-	1.1	5	2	2	0	6	1	4.15	72
3/5	*LIPSCOMB (L, 7-8)	-	-	1.5	5	5	2	1	0	8.10	45	
3/8	*KENNESAW STATE (W, 6-4)	-	-	2.0	1	0	0	0	1	0	6.75	19
3/12	*PRESBYTERIAN (W, 8-0)	W	X	6.0	3	0	0	2	8	0	4.50	92
3/19	*#5 FLORIDA (W, 6-5)	-	-	2.1	3	4	4	1	0	0	5.75	45
3/26	*at Georgia (W, 4-1)	W	X	6.0	4	0	0	1	6	0	4.44	-
4/1	*#6 SOUTH CAROLINA (L, 0-7)	L	-	5.1	4	4	4	2	4	0	4.83	93
4												

BROOKS FULLER'S CAREER APPEARANCES

*- Starter

2019 - FRESHMAN YEAR

Date	Opp (Res.)	DEC	QS	IP	H	R	ER	BB	SO	HR	ERA	NP
2/16	GEORGIA SOUTHERN (L, 5-7)	-	-	1.0	1	1	1	1	0	1	9.00	21
2/20	*ALABAMA A&M (W, 10-2)	-	-	3.0	2	2	0	2	3	0	2.25	46
3/2	CINCINNATI (W, 9-5)	-	-	1.2	0	0	0	0	1	0	1.59	14
3/5	UT MARTIN (W, 15-9)	-	-	2.2	2	3	0	3	0	0	1.08	42
3/9	UTSA (W, 8-3)	-	-	1.0	0	0	0	1	0	0	0.96	17
3/16	#21 TENNESSEE (W, 5-2)	W	-	3.2	2	1	1	2	3	0	1.38	63
3/23	at #4 Mississippi State (L, 2-15)	-	-	3.2	4	1	1	3	3	0	1.62	67
3/30	*at South Carolina (L, 0-4)	L	-	5.0	3	2	2	4	4	1	2.08	88
4/5	*#9 ARKANSAS (L, 6-9)	-	-	3.1	3	3	2	4	4	0	2.52	76
4/9	JACKSONVILLE STATE (L, 6-11)	-	-	0.0	0	1	1	2	0	0	2.88	15
4/13	*at #12 Texas A&M (W, 7-0)	W	X	6.0	4	0	0	3	4	0	2.32	93
4/20	*#17 OLE MISS (W, 6-5)	-	-	4.2	5	3	3	2	6	2	2.78	79
4/26	*at #4 Vanderbilt (L, 5-9)	L	-	1.2	4	4	2	2	1	1	3.13	37
5/4	*ALABAMA (L, 6-7)	-	-	3.0	3	2	2	2	3	0	3.35	61
5/11	#7 GEORGIA (L, 8-10)	-	-	0.2	0	0	0	0	1	0	3.29	4

PEYTON GLAVINE'S CAREER APPEARANCES

2018 - FRESHMAN YEAR

Date	Opp (Res.)	DEC	QS	IP	H	R	ER	BB	SO	HR	ERA	NP
2/17	LONGWOOD (W, 25-1)	-	-	1.0	0	0	0	0	3	0	0.00	15
2/23	BRYANT (W, 15-7)	-	-	1.0	0	0	0	1	1	0	0.00	26
3/3	BYU (W, 9-5)	-	-	0.2	4	3	3	0	0	0	10.12	18
3/10	NORTHEASTERN (W, 14-8)	-	-	0.0	5	6	6	1	0	0	30.38	19
3/25	at #8 Kentucky (L, 13-3)	-	-	0.1	1	0	0	0	1	0	27.00	9

2019 - SOPHOMORE YEAR

Date	Opp (Res.)	DEC	QS	IP	H	R	ER	BB	SO	HR	ERA	NP
2/16	GEORGIA SOUTHERN (L, 5-7)	-	-	0.2	0	0	0	0	1	0	0.00	11
2/20	ALABAMA A&M (W, 10-2)	-	-	1.0	3	0	0	2	2	0	0.00	35
3/9	UTSA (W, 8-3)	-	-	1.0	0	0	0	0	2	0	0.00	12
3/17	#21 TENNESSEE (W, 5-3)	-	-	0.1	0	0	0	1	0	0	0.00	8
3/19	at UAB (W, 13-5)	-	-	1.0	0	0	0	0	2	0	0.00	14
3/23	at #4 Mississippi State (L, 2-15)	-	-	1.2	3	1	1	2	0	0	1.59	34
4/23	at Jacksonville State (W, 14-2)	W	-	1.2	1	0	0	1	2	0	1.23	29
4/26	at #4 Vanderbilt (L, 2-5)	-	-	0.0	1	1	1	2	0	0	2.45	18

KYLE GRAY'S CAREER APPEARANCES

*- Starter

2019 - REDSHIRT JUNIOR YEAR

Date	Opp (Res.)	DEC	QS	IP	H	R	ER	BB	SO	HR	ERA	NP
2/17	*GEORGIA SOUTHERN (W, 4-3)	-	-	3.0	2	2	0	2	3	0	0.00	69
2/23	*at UCF (L, 1-6)	L	-	1.1	3	4	4	2	1	0	8.31	36
3/6	UT MARTIN (W, 2-0)	-	-	1.0	1	0	0	0	1	0	6.75	16
3/12	at South Alabama (W, 6-2)	-	-	2.0	1	1	1	1	2	1	5.79	30
3/17	#21 TENNESSEE (W, 5-3)	W	-	1.2	1	0	0	2	0	0	5.00	29
3/22	at #4 Mississippi State (W, 6-5)	-	-	1.1	1	0	0	0	0	0	4.35	18
3/24	at #4 Mississippi State (L, 15-20)	-	-	0.2	1	1	1	0	1	1	4.91	14
3/26	vs. Alabama (L, 3-6)	L	-	0.0	1	1	1	0	0	0	5.73	2
4/2	GEORGIA TECH (L, 3-9)	L	-	0.1	1	2	2	0	0	0	7.15	16
4/6	#9 ARKANSAS (L, 0-8)	-	-	1.0	0	1	1	3	0	0	7.30	27
4/16	at #16 Georgia Tech (L, 6-11)	-	-	1.0	2	1	1	1	1	0	7.43	28
5/7	UAB (L, 4-6)	-	-	1.2	0	0	0	2	2	0	6.60	34
5/10	#7 GEORGIA (L, 2-11)	-	-	2.2	2	0	0	0	2	0	5.60	41

CODY GREENHILL'S CAREER APPEARANCES

2018 - FRESHMAN YEAR

Date	Opp (Res.)	DEC	QS	IP	H	R	ER	BB	SO	HR	ERA	NP
2/16	LONGWOOD (W, 6-0)	-	-	1.0	1	0	0	1	0	0	0.00	23
2/20	GEORGIA STATE (W, 3-2)	W	-	3.1	0	0	0	3	4	0	0.00	66
2/24	BRYANT (W, 13-4)	-	-	2.0	3	0	0	0	4	0	0.00	39
2/27	at #15 South Alabama (W, 7-6)	-	-	2.0	2	0	0	1	1	0	0.00	26
3/3	BYU (W, 9-5)	-	-	3.1	5	1	1	1	4	0	0.77	48
3/6	at UAB (W, 11-8)	-	-	2.0	0	0	0	0	3	0	0.66	20
3/10	NORTHEASTERN (L, 2-1)	-	-	4.2	1	0	0	1	4	0	0.49	59
4/3	ALABAMA A&M (W, 19-5)	-	-	1.0	1	0	0	0	1	0	0.47	15
4/8	at #5 Arkansas (L, 5-4)	L	-	1.2	1	1	1	2	1	0	0.86	33
4/15	MISSISSIPPI STATE (W, 7-5)	W	-	4.1	5	2	2	0	5	0	1.42	78
4/21	at Alabama (W, 5-0)	-	-	2.0	2	0	0	1	4	0	1.32	38
4/27	at #1 Florida (W, 11-5)	W	-	5.0	6	2	2	2	3	0	1.67	81
5/5	#17 VANDERBILT (W, 11-5)	-	-	3.1	1	0	0	2	3	0	1.51	44
5/12	at #5 Ole Miss (L, 10-3)	L	-	4.2	3	1	1	1	3	1	1.56	69
5/17	LSU (W, 11-4)	-	-	3.0	3	0	0	0	2	0	1.45	39
5/19	LSU (W, 14-5)	-	-	2.0	3	3	1	1	3	1	1.59	38
5/22	vs. Kentucky (W, 4-3 [11])	W	-	3.0	3	0	0	0	2	0	1.49	36
5/25	vs. #4 Ole Miss (L, 7-0)	-	-	2.2	4	2	2	0	2	2	1.76	48
6/3	at #11 N.C. State (W, 15-7)	W	-	4.1	6	3	3	2	5	1	2.11	86
6/10	vs. #1 Florida (W, 3-2)	W	-	3.0	2	1	1	1	1	1	2.16	42
6/11	at #1 Florida (L, 3-2)	L	-	0.1	1	1	1	0	0	1	2.30	8

2019 - SOPHOMORE YEAR

Date	Opp (Res.)	DEC	QS	IP	H	R	ER	BB	SO	HR	ERA	NP
2/16	GEORGIA SOUTHERN (L, 5-7)	-	-	2.2	4	1	1	1	0	0	3.38	34
2/22	at UCF (W, 4-1)	-	-	1.1	0	0	0	0	1	0	2.25	18
3/2	CINCINNATI (W, 5-0)	-	-	2.0	0	0	0	0	1	0	1.29	27
3/5	UT MARTIN (W, 15-9)	-	-	2.0	1	1	1	0	0	0	2.00	15
3/9	UTSA (W, 8-3)	-	-	2.0	3	2	1	0	4	0	2.45	36

3/15	#21 TENNESSEE (W, 2-0)	-	-	2.0	0	0	0	0	4	0	2.08	26
3/17	#21 TENNESSEE (W, 5-3)	-	-	2.2	3	1	1	2	0	1	2.30	37
3/22	at #4 Mississippi State (W, 6-5)	-	-	2.0	1	0	0	0	2	0	2.04	23
3/24	at #4 Mississippi State (L, 15-20)	L	-	2.1	7	5	5	0	2	0	4.05	42
3/29	at South Carolina (W, 4-2)	-	-	1.0	0	0	0	0	1	0	3.86	20
3/31	at South Carolina (W, 7-5)	-	-	1.1	2	0	0	0	0	0	3.63	24
4/5	#9 ARKANSAS (W, 6-3)	-	-	1.0	0	0	0	0	2	0	3.47	14
4/5	#9 ARKANSAS (L, 6-9)	-	-	3.0	3	0	0	2	4	0	3.08	54
4/13	at #12 Texas A&M (W, 7-0)	-	-	2.1	0	0	0	1	2	0	2.83	31
4/18	#17 OLE MISS (W, 7-4)	-	-	2.0	0	0	0	0	3	0	2.64	31
4/20	#17 OLE MISS (W, 6-5)	W	-	3.0	3	2	2	0	0	1	2.94	25
4/27	at #4 Vanderbilt (L, 5-9)	-	-	1.2	5	3	3	0	2	0	3.57	32
5/3	ALABAMA (W, 5-1)	-	-	1.0	0	0	0	0	2	0	3.47	13
5/4	ALABAMA (L, 6-7)	L	-	1.0	3	2	0	1	0	0	3.38	18
5/11	#7 GEORGIA (W, 4-3)	W	-	4.0	1	0	0	1	5	0	3.05	48

BAILEY HORN'S CAREER APPEARANCES

2019 - REDSHIRT SOPHOMORE YEAR

Date	Opp (Res.)	DEC	QS	IP	H	R	ER	BB	SO	HR	ERA	NP
2/17	GEORGIA SOUTHERN (W, 4-3)	-	-	3.0	2	0	0	1	0	0	0.00	52
2/24	*at UCF (W, 13-9)	-	-	1.0	5	4	4	0	0	1	9.00	30
3/5	*UT MARTIN (W, 15-9)	-	-	0.1	3	3	3	1	1	0	14.54	14
3/19	at UAB (W, 13-5)	W	-	3.0	0	0	0	1	2	0	8.59	38
3/24	at #4 Mississippi State (L, 15-20)	-	-	1.2	4	4	3	2	1	0	10.00	35
3/31	at South Carolina (W, 7-50)	-	-	1.2	2	2	2	0	1	2	10.12	26
4/2	GEORGIA TECH (L, 3-9)	-	-	0.2	0	0	0	0	1	0	9.53	16
4/6	#9 ARKANSAS (L, 0-8)	-	-	0.0	0	0	0	1	0	0	9.53	5
4/16	at #16 Georgia Tech (L, 6-11)	-	-	1.1	2	2	2	1	2	0	9.95	35</

BLAKE SCHILLECI'S CAREER APPEARANCES

2018 - JUNIOR YEAR

Date	Opp (Res.)	DEC	QS	IP	H	R	ER	BB	SO	HR	ERA	NP
2/20	GEORGIA STATE (W, 3-2)	-	-	0.2	0	0	0	1	1	0	0.00	14
2/23	BRYANT (W, 15-7)	-	-	1.2	2	3	3	0	0	1	11.57	36
3/6	at UAB (W, 11-8)	-	-	0.2	1	0	0	1	1	0	9.00	11
3/10	NORTHEASTERN (W, 14-8)	-	-	0.1	1	1	1	0	1	0	10.80	11
3/14	MEMPHIS (W, 5-4)	-	-	1.2	1	0	0	1	0	1	7.20	22
3/25	at #8 Kentucky (L, 13-3)	-	-	0.2	3	2	2	0	0	0	9.53	15

2019 - SENIOR YEAR

Date	Opp (Res.)	DEC	QS	IP	H	R	ER	BB	SO	HR	ERA	NP
2/19	ALABAMA A&M (W, 10-1)	-	-	1.0	0	0	0	0	2	0	0.00	9
4/2	GEORGIA TECH (L, 3-9)	-	-	3.2	1	4	4	3	4	0	7.71	64
4/6	#9 ARKANSAS (L, 0-8)	-	-	0.2	1	0	0	1	0	0	6.75	25
4/12	at #12 Texas A&M (L, 0-4)	-	-	1.0	3	1	1	0	2	0	7.11	19
4/16	at #16 Georgia Tech (L, 6-11)	L	-	0.2	3	2	2	1	0	0	9.00	29
4/23	at Jacksonville State (W, 14-2)	-	-	1.1	2	0	0	0	3	0	7.56	27
4/26	at #4 Vanderbilt (L, 2-5)	-	-	3.2	4	0	0	1	3	0	5.25	55
5/4	ALABAMA (L, 6-7)	-	-	1.1	2	1	1	0	0	0	5.40	21
5/7	UAB (L, 4-6)	-	-	1.1	1	2	2	1	1	0	6.14	23
5/11	#7 GEORGIA (L, 8-10)	L	-	1.2	3	3	3	0	0	1	7.16	27

CARSON SKIPPER'S CAREER APPEARANCES

*- Starter

2019 - FRESHMAN YEAR

Date	Opp (Res.)	DEC	QS	IP	H	R	ER	BB	SO	HR	ERA	NP
2/15	GEORGIA SOUTHERN (W, 11-2)	-	-	3.0	3	0	0	1	1	0	0.00	48
2/19	*ALABAMA A&M (W, 10-1)	W	-	4.0	2	1	0	0	8	0	0.00	67
2/24	at UCF (W, 13-9)	W	-	2.0	3	3	3	3	1	1	3.00	58
3/2	*CINCINNATI (W, 9-5)	-	-	3.0	5	4	3	0	4	1	4.50	59
3/6	UT MARTIN (W, 2-0)	-	-	2.1	0	0	0	0	5	0	3.77	31
3/9	*UTSA (W, 8-3)	W	-	4.2	5	0	0	0	5	0	2.84	70
3/17	*#21 TENNESSEE (W, 5-3)	-	-	3.0	3	2	1	1	1	0	2.86	46
3/23	*at #4 Mississippi State (L, 2-15)	L	-	0.2	5	5	4	2	1	0	4.37	35
3/24	at #4 Mississippi State (L, 15-20)	-	-	0.1	2	3	3	1	0	1	5.48	9
3/30	*at South Carolina (W, 7-5)	-	-	1.0	4	3	3	2	1	0	6.38	43
4/5	#9 ARKANSAS (W, 6-3)	-	-	0.2	1	0	0	0	1	0	6.20	8
4/5	#9 ARKANSAS (L, 6-9)	L	-	3.0	3	5	3	3	2	7.16	78	
4/9	JACKSONVILLE STATE (L, 6-11)	-	-	0.0	0	0	0	2	0	0	7.16	10
4/16	*at #16 Georgia Tech (L, 6-11)	-	-	2.1	1	1	1	4	3	0	6.82	53
4/23	at Jacksonville State (W, 14-2)	-	-	1.0	0	0	0	1	0	0	6.61	17
4/25	at #4 Vanderbilt (L, 6-12)	-	-	1.1	3	2	2	3	1	0	6.89	43
5/7	*UAB (L, 4-6)	L	-	2.1	5	4	4	0	3	0	7.46	48

GARRETT WADE'S CAREER APPEARANCES

2019 - FRESHMAN YEAR

Date	Opp (Res.)	DEC	QS	IP	H	R	ER	BB	SO	HR	ERA	NP
2/16	GEORGIA SOUTHERN (L, 5-7)	-	-	0.0	0	0	0	0	1	0	0.00	4
2/20	ALABAMA A&M (W, 10-2)	W	-	4.0	3	0	0	1	4	0	0.00	61
3/6	*UT MARTIN (W, 2-0)	W	-	5.0	1	0	0	2	8	0	0.00	72
3/12	*at South Alabama (W, 6-3)	W	-	5.0	2	1	1	4	8	1	0.95	91
3/19	*at UAB (W, 13-5)	-	-	1.2	3	4	3	4	2	0	2.30	40
3/24	at #4 Mississippi State (L, 15-20)	-	-	0.0	1	2	2	1	0	0	3.45	8
3/26	*vs. Alabama (L, 3-6)	-	-	3.2	4	3	2	5	4	0	3.72	69
4/2	*GEORGIA TECH (L, 3-9)	-	-	3.0	5	3	3	3	3	0	4.43	60
4/5	#9 ARKANSAS (L, 6-9)	-	-	1.0	1	0	0	1	2	0	4.24	17
4/9	*JACKSONVILLE STATE (L, 6-11)	-	-	3.0	6	5	5	3	2	0	5.47	66
4/18	*#17 OLE MISS (W, 7-4)	-	-	2.2	5	4	1	1	2	0	5.28	63
4/26	at #4 Vanderbilt (L, 2-5)	-	-	0.1	0	0	0	0	0	0	5.22	1
4/27	at #4 Vanderbilt (L, 5-9)	-	-	1.1	2	1	1	0	1	0	5.28	19
5/4	ALABAMA (L, 6-7)	-	-	1.2	0	0	0	2	3	0	5.01	31
5/7	UAB (L, 4-6)	-	-	1.0	0	0	0	0	1	0	4.86	15

RYAN WATSON'S CAREER APPEARANCES

*- Starter

2017 - FRESHMAN YEAR

Date	Opp (Res.)	DEC	QS	IP	H	R	ER	BB	SO	HR	ERA	NP
2/18	GEORGE WASHINGTON (L, 5-9)	-	-	0.2	2	1	1	0	1	0	13.50	10
2/26	HOLY CROSS (W, 13-4)	-	-	1.0	0	0	0	0	2	0	5.40	15
3/3	LIPSCOMB (W, 8-0)	-	-	1.0	0	0	0	0	2	0	3.38	16
3/5	LIPSCOMB (L, 7-8)	-	-	1.1	1	0	0	1	2	0	2.25	29
3/10	PRESBYTERIAN (L, 8-11)	-	-	0.0	1	1	1	0	0	0	4.50	2
3/11	PRESBYTERIAN (W, 7-5)	W	-	1.1	1	2	0	2	1	0	3.38	37
3/14	UAB (W, 4-0)	-	-	2.0	0	0	0	0	2	0	2.45	23
3/17	#5 FLORIDA (W, 14-3)	-	-	2.2	2	1	1	0	2	0	2.70	28
3/21	at Georgia Tech (W, 7-4)	-	-	1.2	0	0	0	0	0	0	2.31	17
3/24	at Georgia (W, 2-1)	-	-	1.0	2	1	1	0	0	0	2.84	-
3/28	vs. Alabama (W, 4-3)	-	-	2.2	1	0	0	2	3	0	2.35	43
4/2	*#6 SOUTH CAROLINA (W, 6-5)	-	-	2.0	4	1	1	0	1	0	2.60	33
4/8	at Texas A&M (L, 3-6)	-	-	1.0	3	1	1	1	0	0	2.95	23
4/11	at Samford (W, 16-15)	-	-	1.0	1	0	0	1	1	0	2.79	21
4/15	at Tennessee (W, 8-1)	-	-	1.0	2	1	1	0	1	1	3.10	16
4/18	at Kennesaw State (W, 15-7)	-	-	1.0	2	2	2	1	1	0	3.80	20
4/23	*#16 ARKANSAS (W, 11-6)	-	-	3.0	5	2	2	0	0	0	4.07	43
5/7	ALABAMA (L, 9-11)	L	-	1.1	2	2	1	0	2	0	4.21	27
5/9	at UAB (L, 2-8)	-	-	0.2	4	3	3	0	0	0	5.13	16
5/20	OLE MISS (L, 4-8)	-	-	1.0	0	0	0	0	0	0	4.94	15
5/25	vs. #13 Arkansas (L, 0-12)	-	-	2.2	3	1	1	2	1	0	4.80	50
6/5	at #16 Florida State (L, 0-6)	-	-	1.1	3	2	2	0	0	0	5.17	23

2018 - SOPHOMORE YEAR

Date	Opp (Res.)	DEC	QS	IP	H	R	ER	BB	SO	HR	ERA	NP
2/17	LONGWOOD (W, 25-1)	-	-	1.0	0	0	0	0	1	0	0.00	13
2/20	*GEORGIA STATE (W, 3-2)	-	-	3.1	5	2	2	0	2	0	4.70	47
3/6	at UAB (W, 11-8)	-	-	0.0	1	0	0	1	0	0	4.15	5
3/14	*MEMPHIS (W, 5-4)	-	-	3.1	4	3	3	3	2	0	5.87	60
3/20	at Georgia Tech (L, 6-4)	-	-	1.2	0	0	0	1	3	0	4.82	25
3/25	at #8 Kentucky (L, 13-3)	-	-	1.0	2	1	1	0	1	0	5.23	24
4/3	ALABAMA A&M (W, 19-5)	-	-	1.0	1	0	0	0	0	0	4.76	12

2019 - JUNIOR YEAR

Date	Opp (Res.)	DEC	QS	IP	H	R	ER	BBSO	HR	ERA	NP	
2/16	GEORGIA SOUTHERN (L, 5-7)	L	-	3.1	2	2	2	0	2	1	5.40	44
2/20	ALABAMA A&M (W, 10-20)	-	-	1.0	0	0	0	0	1	0	4.15	12
2/23	at UCF (L, 1-6)	-	-	2.1	3	1	1	0	0	0	4.05	33
3/5	UT MARTIN (W, 15-9)	-	-	2.0	2	1	1	1	1	0	4.15	31
3/17	#21 TENNESSEE (W, 5-3)	-	-	1.0	2	0	0	0	1	0	3.72	15
3/23	at #4 Mississippi State (L, 2-15)	-	-	1.0	4	5	5	2	0	0	7.59	30
3/26	vs. Alabama (L, 3-6)	-	-	0.2	2	1	1	1	0	0	7.94	21
3/30	at South Carolina (L, 0-4)	-	-	2.1	1	0	0	0	4	0	6.59	43
4/5	#9 ARKANSAS (L, 6-9)	-	-	2.2	1	0	0	0	4	0	5.51	43
4/9	JACKSONVILLE STATE (L, 6-11)	-	-	2.1	2	1	1	0	3	0	5.30	40
4/13	at #12 Texas A&M (W, 7-0)	-	-	0.2	1	0	0	1	0	0	5.12	10
4/14	at #12 Texas A&M (L, 1-4)	-	-	0.1	1	0	0	0	1	0	5.03	7
4/16	at #16 Georgia Tech (L, 6-11)	-	-	1.2	4	2	2	3	3	0	5.48	45
4/23	*at Jacksonville State (W, 14-2)	-	-	3.1	4	1	1	2	5	1	5.11	54
4/27	at #4 Vanderbilt (L, 5-9)	-	-	1.0	1	0	0	1	1	0	4.91	15
5/4	ALABAMA (L, 6-7)											

SUPERLATIVES AND MISCELLANEOUS NOTES

STARTS BY POSITION

STARTING PITCHER

Tanner Burns	12	8-4
Carson Skipper	8	5-3
Garrett Wade	7	4-3
Brooks Fuller	7	3-4
Richard Fitts	5	1-4
Jack Owen	5	4-1
Kyle Gray	2	1-1
Bailey Horn	2	2-0
Elliott Anderson	1	0-1
Davis Daniel	1	1-0
Ryan Watson	1	1-0

CATCHER

Matt Scheffler	45	26-19
Chase Hall	6	4-2

FIRST BASE

Rankin Woley	49	29-20
Brody Moore	2	1-1

SECOND BASE

Ryan Bliss	49	28-21
Everett Lau	2	2-0

THIRD BASE

Edouard Julien	50	29-21
Ed Johnson	1	1-0

SHORTSTOP

Will Holland	49	28-21
Ryan Bliss	2	2-0

LEFT FIELD

Judd Ward	48	28-20
Conor Davis	2	2-0
Brody Moore	1	0-1

CENTER FIELD

Kason Howell	49	29-20
Judd Ward	2	1-1

RIGHT FIELD

Steven Williams	50	29-21
Devin Warner	1	1-0

DESIGNATED HITTER

Conor Davis	45	24-21
Everett Lau	6	6-0

2019 AUBURN & OPPONENT HIGHS

TEAM BATTING

	AUBURN	OPPONENT
Runs in a game	17, vs. UA (5/5)	20, at MSU (3/24)
Runs in an inning	9, [8th] vs. UA (5/5)	7, [8th] at MSU (3/23)
Most Hits in a game	21, at MSU (3/24)	21, at MSU (3/24)
Fewest Hits in a game	3, vs. UTM (3/6)	2, UC (3/1)
Hits in an inning	8, [8th] vs. UA (5/5)	6, three times
2B in a game	4, five times	8, at MSU (3/24)
3B in a game	2, vs. AAMU (2/19)	1, six times
HR in a game	3, three times	4, UCF (2/24)
SB in a game	6, vs. UT (3/17)	4, three times
LOB in a game	16, vs. ARK (4/5)	18, ARK (4/5)
K in a game	13, two times	20, ARK (4/5)
BB in a game	11, two times	13, ARK (4/5)

TEAM PITCHING

	AUBURN	OPPONENT
K in a game	20, vs. ARK (4/5)	13, two times
BB in a game	13, vs. ARK (4/5)	11, two times
Pitchers used	7, three times	8, UA (3/26)
Total Quality Starts	9	12

TEAM FIELDING

	AUBURN	OPPONENT
Errors in a game	3, three times	4, two times
DP turned in a game	3, two times	3, vs. UT (3/16)

IND. BATTING

	AUBURN	OPPONENT
Hits in a game	4, Holland vs. UTM (3/5)	5, Harford [UTM] (3/5)
Runs in a game	4, Bliss vs. UGA (5/11)	4, three times
2B in a game	2, three times	2, six times
3B in a game	1, seven times	1, six times
HR in a game	2, two times	2, two times
RBI in a game	5, Lau vs. UTM (3/5)	5, three times
XBH in a game	2, seven times	2, 14 times
SB in a game	2, nine times	2, three times
BB in a game	3, five times	3, six times
HBP in a game	2, four times	2, two times
K in a game	4, Holland vs. ARK (4/5)	4, five times
Hitting Streak	10 g, three times	3 g, 30 times
Consec. G w/HR	Williams (2/24-3/1)	Five times

IND. PITCHING

	AUBURN	OPPONENT
K by a starter	15, Burns vs. UC (3/1)	10, two times
K by a reliever	8, Owen at UCF (2/23)	7, Magwood [JSU] (4/9)
BB by a starter	5, Wade va. UA (3/26)	5, Linginfelter [UT] (3/16)
BB by a reliever	3, nine times	5, two times
IP by a starter	9.0, two times	8.0, Doxakis [TAMU] (4/12)
IP by a reliever	5.0, Fitts at SC (3/31)	4.2, three times

MISCELLANEOUS

	AUBURN
Biggest comeback win	5, two times
Biggest blown lead loss	6, two times
Largest margin of victory	12, at JSU (4/23)
Largest margin of defeat	13, at MSU (3/23)
Longest game, Time	5:40, vs. ARK (4/5 - G2)
Longest game, Time (9 inn)	4:11, two times
Shortest game, Time (9 inn)	2:20, UTSA (3/9 - G1)
Longest game, Innings	15, vs. ARK (4/5 - G2)
Largest crowd, Home	4,096, vs. GS (2/16)
Largest crowd, Road	12,343, at MSU (3/23)
Largest crowd, Neutral	7,896 vs. UA at Riverwalk Stadium (3/26)

STARTS BY ORDER

LEADOFF

Judd Ward	33	17-16
Will Holland	18	13-5

2ND SPOT

Steven Williams	16	12-4
Kason Howell	14	5-9
Ryan Bliss	11	4-7
Will Holland	9	8-1
Rankin Woley	1	1-0

3RD SPOT

Edouard Julien	30	16-14
Rankin Woley	14	8-6
Steven Williams	5	5-0
Conor Davis	2	1-1

CLEANUP

Conor Davis	17	7-10
Rankin Woley	16	12-4
Edouard Julien	14	8-6
Steven Williams	2	2-0
Matt Scheffler	1	1-0
Will Holland	1	0-1

5TH SPOT

Conor Davis	14	8-6
Matt Scheffler	13	3-10
Ryan Bliss	7	6-1
Steven Williams	7	4-3
Edouard Julien	4	4-0
Rankin Woley	3	2-1
Will Holland	2	2-0
Judd Ward	1	1-0

6TH SPOT

Rankin Woley	15	6-9
Conor Davis	14	10-4
Ryan Bliss	12	8-4
Steven Williams	4	2-2
Everett Lau	3	3-0
Kason Howell	1	1-0
Matt Scheffler	1	0-1
Judd Ward	1	0-1

7TH SPOT

Kason Howell	21	14-7
Ryan Bliss	12	9-3
Will Holland	8	2-6
Steven Williams	5	1-4
Everett Lau	2	2-0
Edouard Julien	2	1-1
Matt Scheffler	1	1-0

8TH SPOT

Judd Ward	14	11-3
Kason Howell	11	8-3
Steven Williams	11	3-8
Ryan Bliss	5	1-4
Will Holland	4	2-2
Everett Lau	3	3-0
Chase Hall	1	1-0
Matt Scheffler	1	0-1
Devin Warner	1	1-0

9TH SPOT

Matt Scheffler	28	21-7
Will Holland	7	1-6
Chase Hall	5	3-2
Ryan Bliss	4	2-2
Brody Moore	3	1-2
Kason Howell	2	1-1
Ed Johnson	1	1-0
Judd Ward	1	0-1

PITCHING NOTES

2019 BULLPEN BY NUMBERS

Total App.....	160
Saves/Opp.....	12/18
IR/IRS.....	147/59
BA Against.....	.251
ERA.....	4.09

SAVES/OPP

Elliott Anderson.....	0/1
Richard Fitts.....	0/1
Brooks Fuller.....	1/1
Cody Greenhill.....	9/13
Carson Skipper.....	2/2

INHERITED RUNNERS/SCORED

Elliott Anderson.....	12/9
Richard Fitts.....	10/4
Brooks Fuller.....	9/3
Peyton Glavine.....	5/1
Kyle Gray.....	7/3
Cody Greenhill.....	15/4
Bailey Horn.....	8/2
Will Morrison.....	22/7
Jack Owen.....	5/2
Blake Schilleci.....	11/4
Carson Skipper.....	9/6
Garrett Wade.....	7/3
Ryan Watson.....	27/11

1ST BATTER FACED/RETIRED

Elliott Anderson.....	22/12
Richard Fitts.....	10/6
Brooks Fuller.....	8/6
Kyle Gray.....	11/10
Cody Greenhill.....	21/15
Peyton Glavine.....	8/5
Bailey Horn.....	11/5
Will Morrison.....	20/15
Jack Owen.....	4/2
Blake Schilleci.....	10/8
Carson Skipper.....	9/5
Garrett Wade.....	8/4
Ryan Watson.....	18/12

RELIEF ERA

Jack Owen.....	0.66
Peyton Glavine.....	2.45
Brooks Fuller.....	2.51
Richard Fitts.....	2.82
Garrett Wade.....	2.89
Cody Greenhill.....	3.05
Elliott Anderson.....	3.13
Will Morrison.....	4.44
Kyle Gray.....	4.72
Ryan Watson.....	5.72
Bailey Horn.....	6.19
Blake Schilleci.....	7.16
Carson Skipper.....	8.56

BP SCORELESS IP (current/long)

Elliott Anderson.....	15.2
Davis Daniel.....	5.2
Richard Fitts.....	4.1
Brooks Fuller.....	0.2
Peyton Glavine.....	4.1
Kyle Gray.....	5.0
Cody Greenhill.....	4.1
Ryan Hoerter.....	2.0
Bailey Horn.....	6.2
Will Morrison.....	0.2
Jack Owen.....	1.2
Blake Schilleci.....	6.1
Carson Skipper.....	3.1
Garrett Wade.....	3.1
Ryan Watson.....	0.2

2019 Auburn Baseball
Team Game-by-Game for Auburn (as of May 11, 2019)
Pitching (All games)

Date	Opponent	ip	h	r	er	bb	so	2b	3b	hr	wp	bk	hbp	dp	lbb	score	w-l	sv	era
Feb 15	GEORGIA SOUTHE	9.0	9	2	1	12	2	0	0	0	0	0	0	0	0	11-2	1-0	1	1.00
Feb 16	GEORGIA SOUTHE	13.0	12	7	7	3	11	1	0	2	4	0	1	1	1	5-7	1-1	1	3.27
Feb 17	GEORGIA SOUTHE	13.0	10	3	1	6	7	1	0	0	1	0	2	1	2	4-3	2-1	1	2.31
Feb 19	ALABAMA A&M	9.0	4	1	0	1	17	2	0	0	0	0	2	0	0	10-1	3-1	1	1.84
Feb 20	ALABAMA A&M	9.0	8	2	0	5	10	2	0	0	1	0	0	1	0	10-2	4-1	1	1.53
Feb 22	at UCF	9.0	5	1	1	4	10	1	0	0	0	0	1	0	0	4-1	5-1	2	1.45
Feb 23	at UCF	8.0	9	6	5	2	9	2	0	0	0	0	0	0	0	1-6	5-2	2	1.93
Feb 24	at UCF	9.0	11	9	9	3	3	1	0	4	0	0	2	2	0	13-9	6-2	2	2.73
Mar 01	CINCINNATI	9.0	2	0	0	0	15	1	0	0	0	0	0	0	0	5-0	7-2	2	2.45
Mar 02	CINCINNATI	9.0	3	0	0	1	11	1	0	0	0	0	0	0	0	5-0	8-2	3	2.23
Mar 02	CINCINNATI	9.0	8	5	4	1	11	3	0	2	1	0	0	0	0	9-5	9-2	4	2.38
Mar 05	UT MARTIN	9.0	10	9	6	5	3	5	0	0	0	0	2	0	0	15-9	10-2	4	2.66
Mar 06	UT MARTIN	9.0	3	0	0	3	15	0	0	0	2	0	1	0	0	2-0	11-2	5	2.47
Mar 08	TEXAS AT SAN AN	9.0	4	0	0	1	10	1	0	0	1	0	0	1	0	6-0	12-2	5	2.30
Mar 09	TEXAS AT SAN AN	9.0	4	0	0	0	7	0	0	0	0	0	0	1	0	5-0	13-2	5	2.15
Mar 09	TEXAS AT SAN AN	9.0	10	3	2	1	12	1	0	0	0	0	1	0	0	8-3	14-2	5	2.15
Mar 12	at South Alabama	9.0	6	2	2	5	16	0	0	2	0	1	0	0	0	6-2	15-2	5	2.14
*Mar 15	TENNESSEE	9.0	4	0	0	2	13	0	0	0	0	1	0	0	0	2-0	16-2	6	2.02
*Mar 16	TENNESSEE	9.0	6	2	2	3	8	0	0	1	0	0	0	0	0	5-2	17-2	6	2.02
*Mar 17	TENNESSEE	9.0	10	3	2	6	2	2	1	1	0	0	0	1	1	5-3	18-2	6	2.02
Mar 19	at UAB	9.0	7	5	4	7	9	2	0	0	0	0	0	0	0	13-5	19-2	6	2.11
*Mar 22	at Mississippi State	9.0	7	5	4	3	7	2	0	0	3	0	2	0	0	6-5	20-2	7	2.20
*Mar 23	at Mississippi State	8.0	20	15	14	8	7	5	0	1	1	0	0	1	0	2-15	20-3	7	2.70
*Mar 24	at Mississippi State	8.0	21	20	18	5	6	8	0	2	0	0	1	0	0	15-20	20-4	7	3.34
Mar 26	vs Alabama	8.0	10	6	5	8	5	3	0	0	1	0	1	1	1	3-6	20-5	7	3.42
*Mar 29	at South Carolina	9.0	4	2	1	3	8	0	0	1	0	0	0	1	0	4-2	21-5	8	3.33
*Mar 30	at South Carolina	8.0	4	4	2	7	8	1	0	1	2	0	0	0	0	0-4	21-6	8	3.29
*Mar 31	at South Carolina	9.0	11	5	5	4	4	2	0	2	1	0	0	1	0	7-5	22-6	9	3.35
Apr 02	GEORGIA TECH	9.0	9	9	9	9	9	3	0	0	3	0	2	0	0	3-9	22-7	9	3.55
*Apr 05	ARKANSAS	9.0	8	3	3	2	13	1	1	1	2	0	0	0	0	6-3	23-7	10	3.53
*Apr 05	ARKANSAS	15.0	14	9	8	11	20	3	1	2	2	0	1	0	2	6-9	23-8	10	3.59
*Apr 06	ARKANSAS	9.0	10	8	8	9	3	2	0	1	0	0	0	0	0	0-8	23-9	10	3.73
Apr 09	JACKSONVILLE ST	9.0	10	11	11	9	6	2	0	0	0	0	0	0	0	6-11	23-10	10	3.94
*Apr 12	at Texas A&M	8.0	8	4	4	1	10	4	0	0	2	0	0	1	0	0-4	23-11	10	3.96
*Apr 13	at Texas A&M	9.0	5	0	0	5	6	0	0	0	2	0	0	2	0	7-0	24-11	11	3.85
*Apr 14	at Texas A&M	8.0	8	4	4	1	8	0	0	1	1	0	0	0	0	1-4	24-12	11	3.86
Apr 16	at Georgia Tech	8.0	14	11	11	10	9	2	0	0	3	0	1	0	1	6-11	24-13	11	4.06
*Apr 18	OLE MISS	9.0	9	4	1	1	9	1	0	0	0	0	1	1	0	7-4	25-13	12	3.98
*Apr 19	OLE MISS	9.0	11	5	5	5	12	0	1	2	0	0	1	1	0	3-5	25-14	12	4.01
*Apr 20	OLE MISS	10.0	8	5	5	3	7	1	0	3	1	0	0	2	0	6-5	26-14	12	4.02
Apr 23	at Jacksonville Stat	9.0	10	2	2	5	13	1	0	1	1	0	1	0	0	14-2	27-14	12	3.97
*Apr 25	at Vanderbilt	8.0	13	12	8	9	10	4	0	1	4	1	1	0	0	6-12	27-15	12	4.08
*Apr 26	at Vanderbilt	8.0	13	5	5	4	6	4	0	1	2	0	0	3	0	2-5	27-16	12	4.11
*Apr 27	at Vanderbilt	8.0	15	9	7	4	8	2	1	1	0	0	1	1	0	5-9	27-17	12	4.18
*May 03	ALABAMA	9.0	7	1	1	3	5	1	0	0	1	0	1	3	0	5-1	28-17	12	4.11
*May 04	ALABAMA	9.0	11	7	5	6	8	2	0	0	0	0	1	1	0	6-7	28-18	12	4.13
*May 05	ALABAMA	9.0	14	7	7	3	7	1	0	2	2	0	0	0	0	17-7	29-18	12	4.19
May 07	UAB	9.0	6	6	6	7	8	1	1	0	2	0	2	1	0	4-6	29-19	12	4.23
*May 10	GEORGIA	9.0	14	11	11	2	7	2	0	2	1	0	1	1	0	2-11	29-20	12	4.37
*May 11	GEORGIA	10.0	8	3	3	1	9	1	0	2	1	0	1	2	0	4-3	30-20	12	4.33
*May 11	GEORGIA	9.0	12	10	9	3	6	1	0	2	1	0	0	0	0	8-10	30-21	12	4.42
Totals		464.0	459	263	228	211	455	88	6	41	49	2	32	31	7	305-263	30-21	12	4.42

AUBURN STARTING PITCHER BREAKDOWN

Starter	GS	Quality Starts	Run Support	RS/Start	Auburn Record
T. Burns	12	6	27	2.3	8-4
C. Skipper	8	0	24	3.0	5-3
G. Wade	7	0	16	2.3	4-3
B. Fuller	7	1	11	1.6	3-4
R. Fitts	5	0	4	0.8	1-4
J. Owen	5	2	13	2.6	4-1
B. Horn	2	0	3	1.5	2-0
K. Gray	2	0	1	0.5	1-1
E. Anderson	1	0	4	4.0	0-1
D. Daniel	1	0	5	5.0	1-0
R. Watson	1	0	5	5.0	1-0

Auburn Overall Rankings			Auburn SEC-Only Rankings		
Category	Rank	No.	Category	Rank	No.
ERA	10th	4.42	ERA	9th	5.26
Opp BA	11th	.258	Opp BA	13th	.285
Hits Allowed	13th	459	Hits Allowed	13th	275
Walks	12th	211	Walks	13th	114
Strikeouts	10th	455	Strikeouts	11th	217

AUBURN PITCHING BREAKDOWN

STARTERS	W-L	ERA	IP	H	R	ER	BB	K	HR	AVG	W-L	ERA	IP	H	R	ER	BB	K	HR	AVG	
	12-12	4.87	197.2	207	129	107	85	221	20	.267	HOME	21-10	3.57	295.0	258	136	117	113	293	.233	
RELIEVERS	18-9	4.09	266.1	252	134	121	126	234	21	.251	ROAD	9-10	5.93	161.0	191	121	106	90	157	18	.296
TOTALS	30-21	4.42	464.0	459	263	228	211	455	41	.258	NEUT.	0-1	5.62	8.0	10	6	5	8	5	0	.345

HITTING NOTES

2019 MULTI-HIT GAMES

	2	3	4	5+	Total
Ryan Bliss	13	3	-	-	16
Conor Davis	12	4	-	-	16
Judd Ward	11	4	-	-	15
Rankin Woley	12	3	-	-	15
Kason Howell	11	2	-	-	13
Steven Williams	11	2	-	-	13
Edouard Julien	10	2	-	-	12
Will Holland	6	4	1	-	11
Matt Scheffler	10	1	-	-	11
Everett Lau	1	1	-	-	2
Brody Moore	1	1	-	-	2
Devin Warner	-	1	-	-	1

CAREER MULTI-HIT GAMES

	2	3	4	5+	Total
Conor Davis	34	8	-	-	42
Will Holland	26	11	2	-	39
Steven Williams	18	8	3	-	29
Edouard Julien	22	6	-	-	28
Judd Ward	16	4	-	-	20
Ryan Bliss	13	3	-	-	16
Rankin Woley	12	3	-	-	15
Kason Howell	11	2	-	-	13
Matt Scheffler	10	1	-	-	11
Everett Lau	1	1	-	-	2
Brody Moore	1	1	-	-	2
Devin Warner	-	1	-	-	1

2019 MULTI-RBI GAMES

	2	3	4	5+	Total
Edouard Julien	9	5	1	-	15
Ryan Bliss	8	1	1	-	10
Rankin Woley	7	3	-	-	10
Conor Davis	4	1	2	-	7
Will Holland	5	1	-	-	6
Judd Ward	3	1	1	-	5
Steven Williams	2	2	-	-	4
Kason Howell	1	1	-	-	2
Matt Scheffler	1	1	-	-	2
Everett Lau	-	-	-	1	1
Devin Warner	-	1	-	-	1
Chase Hall	1	-	-	-	1

CAREER MULTI-RBI GAMES

	2	3	4	5+	Total
Edouard Julien	14	12	7	-	33
Conor Davis	15	5	4	1	25
Will Holland	15	8	2	-	25
Steven Williams	9	6	2	1	18
Ryan Bliss	8	1	1	-	10
Rankin Woley	7	3	-	-	10
Judd Ward	5	1	1	-	7
Kason Howell	1	1	-	-	2
Matt Scheffler	1	1	-	-	2
Chase Hall	1	-	-	-	1
Everett Lau	-	-	-	1	1
Devin Warner	-	1	-	-	1

CAREER STARTS

	Career	Consec.
Will Holland	155	21
Conor Davis	132	36
Steven Williams	115	10
Edouard Julien	109	47
Judd Ward	71	38
Ryan Bliss	51	51
Kason Howell	49	-
Rankin Woley	49	4
Matt Scheffler	45	10
Everett Lau	8	-
Chase Hall	6	-
Brody Moore	3	1
Ed Johnson	1	-
Devin Warner	1	-

TEAM NOTES

Auburn Overall SEC Rankings			Auburn SEC-Only Rankings		
Category	Rank	No.	Category	Rank	No.
Avg.	7th	.270	Avg.	7th	.255
Hits	T-7th	476	Hits	7th	237
2B	T-7th	90	2B	5th	44
HR	13th	34	HR	T-11th	18
BB	9th	216	BB	10th	91

2019 AUBURN HOME RUNS

No.	Player (#)	Opponent (Date)	On	Outs	Inn.	Pitcher
1	Edouard Julien (1)	Georgia Southern (2/17)	0	0	7th	Edwards (R)
2	Edouard Julien (2)	Alabama A&M (2/20)	0	0	5th	Mendoza (L)
3	Judd Ward (1)	Alabama A&M (2/20)	0	0	8th	Figueroa (R)
4	Edouard Julien (3)	Alabama A&M (2/20)	1	2	8th	Figueroa (R)
5	Edouard Julien (4)	at UCF (2/22)	1	0	2nd	Schuermann (L)
6	Conor Davis (1)	at UCF (2/24)	1	0	2nd	Spicer (R)
7	Steven Williams (1)	at UCF (2/24)	1	1	3rd	Spicer (R)
8	Rankin Woley (1)	at UCF (2/24)	0	2	4th	Sinclair (R)
9	Steven Williams (2)	Cincinnati (3/1)	1	1	7th	Shawver (L)
10	Ryan Bliss (1)	Cincinnati (3/2)	0	2	3rd	Batcho (L)
11	Edouard Julien (5)	UT Martin (3/5)	0	1	4th	Cannon (R)
12	Everett Lau (1)	UT Martin (3/5)	2	1	7th	O'Doherty (R)
13	Conor Davis (2)	UT Martin (3/6)	0	2	4th	Bullington (R)
14	Matt Scheffler (1)	UTSA (3/9)	0	2	5th	Foust (R)
15	Conor Davis (3)	at UAB (3/19)	3	2	5th	Wesson (R)
16	Steven Williams (3)	at Mississippi State (3/22)	0	1	6th	Small (L)
17	Rankin Woley (2)	at Mississippi State (3/22)	0	1	6th	Small (L)
18	Steven Williams (4)	at Mississippi State (3/24)	1	0	4th	Price (R)
19	Judd Ward (2)	at Mississippi State (3/24)	2	1	7th	Gordon (R)
20	Will Holland (1)	at South Carolina	1	1	2nd	Shook (R)
21	Edouard Julien (6)	at South Carolina	2	2	2nd	Tringali (R)
22	Will Holland (2)	Arkansas (4/5)	1	0	5th	Noland (R)
23	Edouard Julien (7)	Jacksonville State (4/9)	1	1	1st	Willingham (R)
24	Conor Davis (4)	at Texas A&M (4/13)	1	1	1st	Lacy (L)
25	Edouard Julien (8)	Ole Miss (4/18)	0	2	7th	Myers (R)
26	Conor Davis (5)	Ole Miss (4/19)	0	0	2nd	Nikhazy (L)
27	Will Holland (3)	Ole Miss (4/19)	0	2	4th	Nikhazy (L)
28	Conor Davis (6)	Ole Miss (4/19)	0	0	6th	Nikhazy (L)
29	Will Holland (4)	at Vanderbilt (4/25)	0	2	6th	Hickman (R)
30	Rankin Woley (3)	at Vanderbilt (4/27)	2	0	8th	Eder (L)
31	Steven Williams (5)	Alabama (5/5)	2	1	8th	Vainer (R)
32	Will Holland (5)	Alabama (5/5)	1	1	8th	Freeman (R)
33	Judd Ward (3)	Georgia (5/10)	0	2	5th	Locey (R)
34	Will Holland (6)	Georgia (5/11)	0	1	2nd	Hancock (R)

AUBURN CAREER HOME RUN BREAKDOWN

	1R	2R	3R	GS	Career	Home	Road	Last
Bliss	1	--	--	--	1	1	0	3/2/19
Davis	3	2	3	1	9	6	3	4/19/19
Holland	12	8	1	--	21	13	8	5/11/19
Julien	7	6	9	3	25	14	11	4/18/19
Lau	--	--	1	--	1	1	--	3/5/19
Scheffler	1	--	--	--	1	1	--	3/9/19
Ward	2	0	1	0	3	2	1	5/10/19
Williams	6	6	4	1	17	9	8	5/5/19
Woley	2	--	1	--	3	--	3	4/27/19

HITTING STREAKS

	Current	'19	Career
Ryan Bliss	3	10	10
Conor Davis	2	10	11
Matt Scheffler	1	10	10
Judd Ward	3	7	7
Edouard Julien	-	6	6
Will Holland	2	5	8
Kason Howell	1	5	5
Steven Williams	-	5	6
Rankin Woley	3	5	5
Ed Johnson	-	2	2
Everett Lau	-	2	2
Brody Moore	1	2	2
Chase Hall	-	2	2
Brett Olson	1	1	1
Devin Warner	-	1	1

REACHED BASE STREAKS

	Current	'19	Career
Steven Williams	-	19	25
Kason Howell	3	17	17
Rankin Woley	10	17	17
Conor Davis	15	15	19
Judd Ward	15	15	15
Matt Scheffler	1	13	13
Edouard Julien	2	11	14
Ryan Bliss	3	10	10
Will Holland	2	9	18
Everett Lau	-	5	5
Chase Hall	-	3	3
Ed Johnson	-	3	3
Brett Olson	2	2	2
Brody Moore	1	2	2
Devin Warner	-	1	1

BUNT HITS

Player	No.
Judd Ward	4
Ryan Bliss	3
Matt Scheffler	2
Kason Howell	1
Edouard Julien	1
TOTAL	11

SAC BUNTS

Player	No.
Judd Ward	6
Kason Howell	4
Steven Williams	4
Matt Scheffler	4
Will Holland	3
Ryan Bliss	2
TOTAL	23

SAC FLIES

Player	No.
Ryan Bliss	7
Kason Howell	5
Edouard Julien	4
Steven Williams	3
Rankin Woley	2
Matt Scheffler	2
Judd Ward	1
TOTAL	24

OUTFIELD ASSISTS

Player	No.
Judd Ward	7
Steven Williams	3
Kason Howell	2
TOTAL	12

PINCH HITS

Player	No.
Ed Johnson	1
Brody Moore	1
TOTAL	2

AUBURN 2019 GAME-BY-GAME STARTING LINEUPS

DATE	OPP	1	2	3	4	5	6	7	8	9	SP
2/15	Georgia Southern	Ward	Holland	Williams	Woley	Julien	Davis	Bliss	Howell	Scheffler	Daniel
2/16	Georgia Southern	Holland	Williams	Woley	Julien	Davis	Bliss	Howell	Scheffler	Ward	Burns
2/17	Georgia Southern	Ward	Holland	Williams	Woley	Julien	Davis	Bliss	Howell	Hall	Gray
2/19	Alabama A&M	Ward	Holland	Williams	Woley	Bliss	Howell	Lau	Hall	Johnson	Skipper
2/20	Alabama A&M	Ward	Woley	Williams	Davis	Julien	Bliss	Howell	Lau	Scheffler	Fuller
2/22	at UCF	Ward	Holland	Williams	Woley	Julien	Davis	Bliss	Howell	Scheffler	Burns
2/23	at UCF	Ward	Holland	Julien	Woley	Williams	Davis	Bliss	Howell	Hall	Gray
2/24	at UCF	Ward	Holland	Julien	Woley	Williams	Davis	Bliss	Howell	Scheffler	Horn
3/1	Cincinnati	Ward	Holland	Julien	Woley	Williams	Davis	Bliss	Howell	Scheffler	Burns
3/2	Cincinnati	Ward	Holland	Julien	Williams	Woley	Davis	Bliss	Howell	Scheffler	Owen
3/3	Cincinnati	Ward	Holland	Julien	Woley	Williams	Davis	Bliss	Howell	Scheffler	Skipper
3/5	UT Martin	Holland	Williams	Julien	Woley	Bliss	Lau	Howell	Ward	Scheffler	Horn
3/6	UT Martin	Holland	Williams	Julien	Woley	Bliss	Davis	Howell	Lau	Scheffler	Wade
3/8	UTSA	Holland	Williams	Julien	Woley	Bliss	Davis	Howell	Ward	Scheffler	Burns
3/9	UTSA	Holland	Williams	Julien	Woley	Bliss	Lau	Howell	Ward	Scheffler	Owen
3/10	UTSA	Holland	Williams	Julien	Woley	Bliss	Davis	Howell	Ward	Hall	Skipper
3/12	at South Alabama	Holland	Williams	Woley	Julien	Davis	Bliss	Howell	Ward	Scheffler	Wade
3/15	Tennessee*	Holland	Williams	Woley	Julien	Davis	Bliss	Howell	Ward	Scheffler	Burns
3/16	Tennessee*	Holland	Williams	Woley	Julien	Davis	Bliss	Howell	Ward	Scheffler	Owen
3/17	Tennessee*	Holland	Williams	Woley	Julien	Davis	Bliss	Howell	Ward	Scheffler	Skipper
3/19	at UAB	Holland	Williams	Woley	Julien	Davis	Bliss	Howell	Ward	Scheffler	Wade
3/22	at Mississippi State*	Holland	Williams	Woley	Julien	Davis	Bliss	Howell	Ward	Scheffler	Burns
3/23	at Mississippi State*	Holland	Williams	Woley	Julien	Davis	Bliss	Howell	Ward	Scheffler	Skipper
3/24	at Mississippi State*	Holland	Williams	Woley	Julien	Davis	Bliss	Howell	Ward	Scheffler	Anderson
3/26	vs. Alabama%	Holland	Williams	Woley	Julien	Davis	Bliss	Howell	Ward	Scheffler	Wade
3/29	at South Carolina*	Holland	Williams	Woley	Julien	Davis	Bliss	Howell	Ward	Scheffler	Burns
3/30	at South Carolina*	Ward	Howel	Julien	Woley	Williams	Davis	Holland	Bliss	Scheffler	Fuller
3/31	at South Carolina*	Ward	Howel	Julien	Woley	Williams	Davis	Holland	Bliss	Scheffler	Skipper
4/2	Georgia Tech	Ward	Howel	Julien	Woley	Williams	Davis	Holland	Bliss	Scheffler	Wade
4/4	Arkansas*	Ward	Howell	Woley	Julien	Davis	Williams	Bliss	Lau	Scheffler	Burns
4/5	Arkansas*	Ward	Howell	Woley	Julien	Davis	Williams	Holland	Bliss	Scheffler	Fuller
4/6	Arkansas*	Ward	Howell	Woley	Julien	Davis	Williams	Holland	Bliss	Hall	Fitts
4/9	Jacksonville State	Ward	Howell	Julien	Davis	Bliss	Scheffler	Williams	Holland	Moore	Wade
4/12	at Texas A&M*	Holland	Howell	Julien	Davis	Woley	Ward	Bliss	Williams	Scheffler	Burns
4/13	at Texas A&M*	Holland	Howell	Julien	Davis	Ward	Woley	Bliss	Williams	Scheffler	Fuller
4/14	at Texas A&M*	Ward	Howell	Julien	Davis	Scheffler	Woley	Bliss	Williams	Holland	Fitts
4/16	at Georgia Tech	Ward	Howell	Julien	Davis	Scheffler	Woley	Holland	Williams	Bliss	Skipper
4/18	Ole Miss*	Ward	Howell	Julien	Davis	Scheffler	Woley	Holland	Williams	Bliss	Wade
4/19	Ole Miss*	Ward	Howell	Julien	Woley	Scheffler	Davis	Williams	Holland	Bliss	Burns
4/20	Ole Miss*	Ward	Howell	Julien	Davis	Williams	Woley	Scheffler	Holland	Bliss	Fuller
4/23	at Jacksonville State	Ward	Bliss	Julien	Davis	Holland	Woley	Lau	Warner	Hall	Watson
4/25	at Vanderbilt*	Ward	Bliss	Julien	Davis	Scheffler	Woley	Howell	Williams	Holland	Burns
4/26	at Vanderbilt*	Ward	Bliss	Julien	Davis	Scheffler	Woley	Howell	Williams	Holland	Fitts
4/27	at Vanderbilt*	Ward	Bliss	Julien	Davis	Scheffler	Woley	Howell	Williams	Holland	Fuller
5/3	Alabama*	Ward	Bliss	Julien	Davis	Scheffler	Woley	Williams	Howell	Holland	Owen
5/4	Alabama*	Ward	Bliss	Julien	Davis	Scheffler	Woley	Williams	Howell	Holland	Fuller
5/5	Alabama*	Ward	Bliss	Julien	Davis	Scheffler	Williams	Howell	Holland	Moore	Fitts
5/7	UAB	Ward	Bliss	Julien	Davis	Scheffler	Woley	Williams	Howell	Holland	Skipper
5/10	Georgia*	Ward	Bliss	Julien	Davis	Scheffler	Woley	Holland	Williams	Howell	Owen
5/11	Georgia*	Ward	Bliss	Davis	Scheffler	Holland	Woley	Julien	Williams	Howell	Burns
5/12	Georgia*	Ward	Bliss	Davis	Holland	Scheffler	Woley	Julien	Williams	Moore	Fitts
5/14	North Alabama*										
5/16	at LSU*										
5/17	at LSU*										
5/18	at LSU*										

* - SEC Game

% - MAX Capital City Classic (Montgomery, Ala.)

AUBURN 2019 GAME-BY-GAME STARTERS

DATE	OPP	SP	C	1B	2B	3B	SS	LF	CF	RF	DH
2/15	Georgia Southern	Daniel	Scheffler	Woley	Bliss	Julien	Holland	Ward	Howell	Williams	Davis
2/16	Georgia Southern	Burns	Scheffler	Woley	Bliss	Julien	Holland	Ward	Howell	Williams	Davis
2/17	Georgia Southern	Gray	Hall	Woley	Bliss	Julien	Holland	Ward	Howell	Williams	Davis
2/19	Alabama A&M	Skipper	Hall	Woley	Bliss	Johnson	Holland	Ward	Howell	Williams	Lau
2/20	Alabama A&M	Fuller	Scheffler	Woley	Lau	Julien	Bliss	Ward	Howell	Williams	Davis
2/22	at UCF	Burns	Scheffler	Woley	Bliss	Julien	Holland	Ward	Howell	Williams	Davis
2/23	at UCF	Gray	Hall	Woley	Bliss	Julien	Holland	Ward	Howell	Williams	Davis
2/24	at UCF	Horn	Scheffler	Woley	Bliss	Julien	Holland	Ward	Howell	Williams	Davis
3/1	Cincinnati	Burns	Scheffler	Woley	Bliss	Julien	Holland	Ward	Howell	Williams	Lau
3/2	Cincinnati	Owens	Scheffler	Woley	Bliss	Julien	Holland	Ward	Howell	Williams	Davis
3/3	Cincinnati	Skipper	Scheffler	Woley	Bliss	Julien	Holland	Ward	Howell	Williams	Davis
3/5	UT Martin	Horn	Scheffler	Woley	Bliss	Julien	Holland	Ward	Howell	Williams	Lau
3/6	UT Martin	Wade	Scheffler	Woley	Bliss	Julien	Holland	Davis	Howell	Williams	Lau
3/8	UTSA	Burns	Scheffler	Woley	Bliss	Julien	Holland	Ward	Howell	Williams	Davis
3/9	UTSA	Owen	Scheffler	Woley	Bliss	Julien	Holland	Ward	Howell	Williams	Lau
3/10	UTSA	Skipper	Hall	Woley	Bliss	Julien	Holland	Ward	Howell	Williams	Davis
3/12	at South Alabama	Wade	Scheffler	Woley	Bliss	Julien	Holland	Ward	Howell	Williams	Davis
3/15	Tennessee*	Burns	Scheffler	Woley	Bliss	Julien	Holland	Ward	Howell	Williams	Davis
3/16	Tennessee*	Owen	Scheffler	Woley	Bliss	Julien	Holland	Ward	Howell	Williams	Davis
3/17	Tennessee*	Skipper	Scheffler	Woley	Bliss	Julien	Holland	Ward	Howell	Williams	Davis
3/19	at UAB	Wade	Scheffler	Woley	Bliss	Julien	Holland	Ward	Howell	Williams	Davis
3/22	at Mississippi State*	Burns	Scheffler	Woley	Bliss	Julien	Holland	Ward	Howell	Williams	Davis
3/23	at Mississippi State*	Skipper	Scheffler	Woley	Bliss	Julien	Holland	Ward	Howell	Williams	Davis
3/24	at Mississippi State*	Anderson	Scheffler	Woley	Bliss	Julien	Holland	Ward	Howell	Williams	Davis
3/26	vs. Alabama^	Wade	Scheffler	Woley	Bliss	Julien	Holland	Ward	Howell	Williams	Davis
3/29	at South Carolina*	Burns	Scheffler	Woley	Bliss	Julien	Holland	Ward	Howell	Williams	Davis
3/30	at South Carolina*	Fuller	Scheffler	Woley	Bliss	Julien	Holland	Ward	Howell	Williams	Davis
3/31	at South Carolina*	Skipper	Scheffler	Woley	Bliss	Julien	Holland	Ward	Howell	Williams	Davis
4/2	Georgia Tech	Wade	Scheffler	Woley	Bliss	Julien	Holland	Ward	Howell	Williams	Davis
4/4	Arkansas*	Burns	Scheffler	Woley	Lau	Julien	Bliss	Ward	Howell	Williams	Davis
4/5	Arkansas*	Fuller	Scheffler	Woley	Bliss	Julien	Holland	Ward	Howell	Williams	Davis
4/6	Arkansas*	Fitts	Hall	Woley	Bliss	Julien	Holland	Ward	Howell	Williams	Davis
4/9	Jacksonville State	Wade	Scheffler	Moore	Bliss	Julien	Holland	Ward	Howell	Williams	Davis
4/12	at Texas A&M*	Burns	Scheffler	Woley	Bliss	Julien	Holland	Ward	Howell	Williams	Davis
4/13	at Texas A&M*	Fuller	Scheffler	Woley	Bliss	Julien	Holland	Ward	Howell	Williams	Davis
4/14	at Texas A&M*	Fitts	Scheffler	Woley	Bliss	Julien	Holland	Ward	Howell	Williams	Davis
4/16	at Georgia Tech	Skipper	Scheffler	Woley	Bliss	Julien	Holland	Ward	Howell	Williams	Davis
4/18	Ole Miss*	Wade	Scheffler	Woley	Bliss	Julien	Holland	Ward	Howell	Williams	Davis
4/19	Ole Miss*	Burns	Scheffler	Woley	Bliss	Julien	Holland	Ward	Howell	Williams	Davis
4/20	Ole Miss*	Fuller	Scheffler	Woley	Bliss	Julien	Holland	Ward	Howell	Williams	Davis
4/23	at Jacksonville State	Watson	Hall	Woley	Bliss	Julien	Holland	Davis	Ward	Warner	Lau
4/25	at Vanderbilt*	Burns	Scheffler	Woley	Bliss	Julien	Holland	Ward	Howell	Williams	Davis
4/26	at Vanderbilt*	Fitts	Scheffler	Woley	Bliss	Julien	Holland	Ward	Howell	Williams	Davis
4/27	at Vanderbilt*	Fuller	Scheffler	Woley	Bliss	Julien	Holland	Ward	Howell	Williams	Davis
5/3	Alabama*	Owen	Scheffler	Woley	Bliss	Julien	Holland	Ward	Howell	Williams	Davis
5/4	Alabama*	Fuller	Scheffler	Woley	Bliss	Julien	Holland	Ward	Howell	Williams	Davis
5/5	Alabama*	Fitts	Scheffler	Moore	Bliss	Julien	Holland	Ward	Howell	Williams	Davis
5/7	UAB	Skipper	Scheffler	Woley	Bliss	Julien	Holland	Ward	Howell	Williams	Davis
5/10	Georgia*	Owen	Scheffler	Woley	Bliss	Julien	Holland	Ward	Howell	Williams	Davis
5/11	Georgia*	Burns	Scheffler	Woley	Bliss	Julien	Holland	Ward	Howell	Williams	Davis
5/12	Georgia*	Fitts	Scheffler	Woley	Bliss	Julien	Holland	Moore	Ward	Williams	Davis
5/14	North Alabama*										
5/16	at LSU*										
5/17	at LSU*										
5/18	at LSU*										

* - SEC Game

^ - MAX Capital City Classic (Montgomery, Ala.)

OVERALL STATS



2019 Auburn Baseball
Overall Statistics for Auburn (as of May 11, 2019)
(All games Sorted by Batting avg)



Record: 30-21 Home: 21-10 Away: 9-10 Neutral: 0-1 SEC: 13-14

Player	avg	gp-gs	ab	r	h	2b	3b	hr	rbi	tb	slg%	bb	hp	so	gdp	ob%	sf	sh	sb-att	po	a	e	fld%	
24 Davis, Conor	.305	48-47	190	30	58	9	1	6	32	87	.458	14	3	45	3	.362	0	0	2-2	4	0	0	1.000	
6 Scheffler, Matt	.287	47-45	164	26	47	10	0	1	23	60	.366	13	6	16	2	.357	2	4	5-6	390	41	6	.986	
1 Ward, Judd	.286	51-50	192	36	55	10	2	3	26	78	.406	30	7	38	0	.400	1	6	5-7	96	7	5	.954	
9 Bliss, Ryan	.284	51-51	190	38	54	10	1	1	31	69	.363	25	2	37	4	.362	7	2	9-10	80	132	5	.977	
4 Woley, Rankin	.281	49-49	196	25	55	13	1	3	35	79	.403	15	5	51	7	.344	2	0	2-2	387	37	1	.998	
16 Howell, Kason	.274	49-49	175	23	48	8	0	0	25	56	.320	18	6	40	2	.353	5	4	13-15	130	2	3	.978	
10 Julien, Edouard	.247	50-50	186	40	46	13	1	8	44	85	.457	37	6	62	1	.382	4	0	3-5	27	64	8	.919	
17 Holland, Will	.247	49-49	178	36	44	8	0	6	23	70	.393	27	11	49	3	.380	0	3	13-16	49	123	9	.950	
41 Williams, Steven	.231	50-50	182	31	42	5	0	5	19	62	.341	29	3	47	2	.341	3	4	3-3	97	3	3	.971	

38 Olson, Brett	1.000	2-0	1	0	1	0	0	0	0	1	1.000	1	0	0	0	1.000	0	0	0-0	1	0	0	1.000	
19 Moore, Brody	.364	11-3	22	6	8	1	1	0	3	11	.500	1	0	3	2	.391	0	0	0-1	22	3	0	1.000	
7 Johnson, Ed	.286	6-1	7	0	2	0	0	0	0	2	.286	1	0	2	0	.375	0	0	0-0	4	1	1	.833	
3 Warner, Devin	.273	8-1	11	1	3	0	0	0	3	3	.273	0	1	4	0	.333	0	0	0-0	1	0	0	1.000	
2 Lau, Everett	.237	17-8	38	7	9	2	0	1	7	14	.368	4	1	11	2	.326	0	0	1-1	5	4	0	1.000	
11 Hall, Chase	.174	12-6	23	2	4	1	0	0	3	5	.217	1	2	7	2	.269	0	0	0-0	63	2	2	.970	
5 Eaton, Jarrett	.000	10-0	3	3	0	0	0	0	0	0	.000	0	0	1	0	.000	0	0	1-1	4	0	0	1.000	
21 Henderson, Jackso	.000	4-0	2	1	0	0	0	0	0	0	.000	0	0	2	0	.000	0	0	0-0	1	0	0	1.000	
Totals	.270	51	1760	305	476	90	7	34	274	682	.388	216	53	415	30	.363	24	23	57-69	1392	488	53	.973	
Opponents	.258	51	1780	263	459	88	6	41	235	682	.383	211	32	455	22	.344	15	22	60-75	1366	511	62	.968	

LOB - Team (405), Opp (405). DPs turned - Team (31), Opp (36). IBB - Team (11), Julien, E. 5, Williams, S. 2, Howell, K. 2, Holland, W. 1, Bliss, R. 1, Opp (7). Picked off - Howell, K. 2, Scheffler, M 2, Ward, J. 1, Holland, W. 1.

(All games Sorted by Earned run avg)

Player	era	w-l	app	gs	cg	sho	sv	ip	h	r	er	bb	so	2b	3b	hr	b/avg	wp	hp	bks	sfa	sha		
44 Owen, Jack	1.91	4-1	9	5	1	1/1	0	42.1	31	10	9	7	40	4	0	2	.205	1	1	0	1	2		
32 Burns, Tanner	2.83	4-3	12	12	1	1/2	0	70.0	53	26	22	20	91	11	1	6	.207	9	3	0	3	1		
20 Greenhill, Cody	3.05	2-2	21	0	0	0/3	9	41.1	36	17	14	9	35	9	1	2	.231	3	6	0	1	0		
18 Fuller, Brooks	3.29	2-2	15	7	0	0/1	1	41.0	33	23	15	31	33	3	1	5	.220	6	3	0	1	3		
14 Anderson, Elliott	3.70	5-1	23	1	0	0/2	0	48.2	47	25	20	21	52	12	0	4	.251	8	1	0	1	4		
43 Fitts, Richard	6.31	3-3	15	5	0	0/0	0	35.2	51	25	25	10	24	9	0	6	.340	4	1	0	0	1		
29 Skipper, Carson	7.46	3-3	17	8	0	0/1	2	35.0	45	33	29	23	38	7	3	5	.306	2	2	1	0	1		

23 Glavine, Peyton	2.45	1-0	8	0	0	0/0	0	7.1	8	2	2	7	11	1	0	0	.267	0	0	0	0	0		
33 Morrison, Will	4.44	0-0	20	0	0	0/1	0	24.1	23	12	12	9	14	6	0	2	.267	2	6	0	2	1		
13 Daniel, Davis	4.50	0-0	1	1	0	0/0	0	2.0	4	2	1	0	4	0	0	0	.364	0	0	0	0	0		
40 Wade, Garrett	4.86	3-0	15	7	0	0/1	0	33.1	33	23	18	27	41	5	0	1	.260	5	2	1	1	3		
37 Watson, Ryan	5.40	0-1	19	1	0	0/1	0	31.2	36	20	19	16	31	7	0	2	.295	2	1	0	3	3		
36 Gray, Kyle	5.60	1-3	13	2	0	0/1	0	17.2	16	13	11	15	13	4	0	2	.235	3	4	0	1	2		
31 Schilleci, Blake	7.16	0-2	10	0	0	0/0	0	16.1	20	13	13	7	15	4	0	1	.303	2	0	0	1	0		
8 Horn, Bailey	9.35	2-0	13	2	0	0/0	0	17.1	23	19	18	9	13	6	0	3	.315	2	2	0	0	1		
Totals	4.42	30-21	51	51	2	7/5	12	464.0	459	263	228	211	455	88	6	41	.258	49	32	2	15	22		
Opponents	5.44	21-30	51	51	0	3/3	7	455.1	476	305	275	216	415	90	7	34	.270	60	53	8	24	23		

PB - Team (11), Scheffler, M 8, Hall, C. 3, Opp (5). Pickoffs - Team (6), Scheffler, M 1, Wade, G. 1, Skipper, C. 1, Anderson, E. 1, Greenhill, C 1, Fuller, B. 1, Opp (6). SBA/ATT - Scheffler, M (54-63), Wade, G. (9-12), Anderson, E. (6-9), Watson, R. (5-7), Morrison, W. (6-6), Hall, C. (6-6), Burns, T. (4-6), Skipper, C. (5-6), Owen, J. (4-5), Fitts, R. (4-5), Gray, K. (4-4), Fuller, B. (3-4), Horn, B. (3-4), Greenhill, C (3-3), Daniel, D. (2-2), Schilleci, B (1-1), Glavine, P. (1-1).

SEC STATS



**2019 Auburn Baseball
Conference statistics for Auburn (as of May 11, 2019)
(SEC games only Sorted by Batting avg)**



Record: 13-14 Home: 9-6 Away: 4-8 SEC: 13-14

Player	avg	gp-gs	ab	r	h	2b	3b	hr	rbi	tb	slg%	bb	hp	so	gdp	ob%	sf	sh	sb-att	po	a	e	fld%	
1 Ward, Judd	.306	27-27	108	15	33	7	0	2	14	46	.426	11	2	22	0	.380	0	4	1-1	60	5	3	.956	
9 Bliss, Ryan	.293	27-27	99	22	29	4	0	0	16	33	.333	13	2	16	3	.376	3	1	5-6	47	83	4	.970	
24 Davis, Conor	.288	27-27	104	18	30	5	1	3	14	46	.442	10	2	29	2	.362	0	0	1-1	1	0	0	1.000	
6 Scheffler, Matt	.274	26-26	95	14	26	6	0	0	14	32	.337	6	3	8	0	.333	1	2	1-2	205	19	4	.982	
16 Howell, Kason	.266	26-26	94	11	25	5	0	0	8	30	.319	7	4	24	2	.343	0	2	4-5	70	1	1	.986	
17 Holland, Will	.253	26-26	91	18	23	3	0	6	16	44	.484	10	7	30	1	.370	0	2	5-7	33	69	6	.944	
4 Woley, Rankin	.236	26-26	106	8	25	4	0	2	13	35	.330	5	2	26	3	.283	0	0	1-1	206	20	0	1.000	
10 Julien, Edouard	.194	27-27	103	16	20	9	1	2	20	37	.359	15	2	37	0	.303	2	0	0-1	19	32	2	.962	
41 Williams, Steven	.189	27-27	95	11	18	1	0	3	8	28	.295	13	1	30	1	.288	2	2	1-1	53	3	2	.966	

7 Johnson, Ed	1.000	2-0	1	0	1	0	0	0	0	1	1.000	0	0	0	0	1.000	0	0	0-0	1	0	1	.500	
19 Moore, Brody	.250	6-2	16	2	4	0	0	0	1	4	.250	0	0	3	2	.250	0	0	0-1	9	1	0	1.000	
11 Hall, Chase	.250	3-1	4	0	1	0	0	0	0	1	.250	0	0	3	0	.250	0	0	0-0	7	0	0	1.000	
2 Lau, Everett	.222	6-1	9	1	2	0	0	0	0	2	.222	1	0	2	1	.300	0	0	1-1	1	1	0	1.000	
3 Warner, Devin	.000	4-0	4	0	0	0	0	0	0	0	.000	0	0	3	0	.000	0	0	0-0	0	0	0	.000	
5 Eaton, Jarrett	.000	5-0	0	1	0	0	0	0	0	0	.000	0	0	0	0	.000	0	0	1-1	1	0	0	1.000	
Totals	.255	27	929	137	237	44	2	18	124	339	.365	91	25	233	15	.335	8	13	21-28	729	271	29	.972	
Opponents	.285	27	966	163	275	50	5	30	151	425	.440	114	13	217	15	.365	9	9	35-44	729	280	28	.973	

LOB - Team (200), Opp (219). DPs turned - Team (22), Opp (18). IBB - Team (5), Williams, S. 2, Julien, E. 1, Bliss, R. 1, Howell, K. 1, Opp (3). Picked off - Scheffler, M 1, Ward, J. 1.

(SEC games only Sorted by Earned run avg)

Player	era	w-l	app	gs	cg	sho	sv	ip	h	r	er	bb	so	2b	3b	hr	b/avg	wp	hp	bks	sfa	sha		
20 Greenhill, Cody	3.26	2-2	15	0	0	0/2	7	30.1	28	13	11	7	29	7	1	2	.237	2	4	0	0	0		
18 Fuller, Brooks	3.69	2-2	9	6	0	0/1	0	31.2	28	16	13	22	29	3	1	4	.239	5	2	0	1	3		
32 Burns, Tanner	4.15	1-3	8	8	0	0/1	0	43.1	42	24	20	16	52	8	1	6	.251	8	2	0	3	1		
14 Anderson, Elliott	4.40	3-0	15	1	0	0/1	0	30.2	33	20	15	16	28	7	0	3	.275	7	0	0	1	4		
43 Fitts, Richard	7.88	2-3	9	5	0	0/0	0	24.0	38	21	21	6	17	6	0	5	.362	4	0	0	0	0		

36 Gray, Kyle	2.45	1-0	5	0	0	0/0	0	7.1	5	2	2	5	3	1	0	1	.185	1	1	0	0	0		
33 Morrison, Will	2.61	0-0	9	0	0	0/0	0	10.1	10	3	3	2	6	3	0	1	.278	0	1	0	1	0		
44 Owen, Jack	4.67	1-1	5	3	0	0/0	0	17.1	17	9	9	5	11	2	0	2	.258	0	1	0	1	0		
40 Wade, Garrett	5.14	0-0	6	1	0	0/0	0	7.0	9	7	4	5	8	2	0	0	.300	1	1	0	1	0		
31 Schilleci, Blake	5.40	0-1	5	0	0	0/0	0	8.1	13	5	5	2	5	3	0	1	.361	0	0	0	0	0		
37 Watson, Ryan	6.59	0-0	10	0	0	0/1	0	13.2	17	11	10	7	15	2	0	0	.321	0	0	0	1	1		
23 Glavine, Peyton	9.00	0-0	3	0	0	0/0	0	2.0	4	2	2	4	2	0	0	0	.400	0	0	0	0	0		
8 Horn, Bailey	11.57	1-0	6	0	0	0/0	0	7.0	10	10	9	5	4	2	0	2	.333	0	1	0	0	0		
29 Skipper, Carson	16.20	0-2	7	3	0	0/0	0	10.0	21	20	18	12	8	4	2	3	.412	1	0	1	0	0		
Totals	5.26	13-14	27	27	0	2/2	7	243.0	275	163	142	114	217	50	5	30	.285	29	13	1	9	9		
Opponents	4.56	14-13	27	27	0	3/3	6	243.0	237	137	123	91	233	44	2	18	.255	22	25	1	8	13		

PB - Team (6), Scheffler, M 5, Hall, C. 1, Opp (4). Pickoffs - Team (3), Wade, G. 1, Fuller, B. 1, Anderson, E. 1, Opp (2). SBA/ATT - Scheffler, M (32-35), Anderson, E. (5-8), Wade, G. (6-7), Morrison, W. (5-5), Burns, T. (3-4), Watson, R. (3-4), Gray, K. (3-3), Hall, C. (3-3), Fuller, B. (2-3), Greenhill, C (3-3), Fitts, R. (1-2), Owen, J. (1-1), Schilleci, B (1-1), Skipper, C. (1-1), Horn, B. (0-1), Glavine, P. (1-1).

HOME GAMES



2019 Auburn Baseball
Overall Statistics for Auburn (as of May 11, 2019)
(Home games Sorted by Batting avg)



Record: 21-10 Home: 21-10 Away: 0-0 SEC: 9-6

Player	avg	gp-gs	ab	r	h	2b	3b	hr	rbi	tb	slg%	bb	hp	so	gdp	ob%	sf	sh	sb-att	po	a	e	fld%	
24 Davis, Conor	.309	28-27	110	17	34	8	0	3	14	51	.464	9	0	27	2	.361	0	0	1-1	3	0	0	1.000	
6 Scheffler, Matt	.304	28-27	92	17	28	5	0	1	16	36	.391	9	5	10	1	.389	2	4	3-4	252	33	1	.997	
17 Holland, Will	.295	29-29	105	26	31	5	0	4	15	48	.457	18	4	23	2	.417	0	1	10-12	27	75	6	.944	
9 Bliss, Ryan	.295	31-31	112	27	33	3	1	1	21	41	.366	18	0	18	2	.372	7	2	9-10	51	83	4	.971	
10 Julien, Edouard	.288	30-30	111	27	32	7	1	6	30	59	.532	19	6	36	0	.410	3	0	2-4	14	42	6	.903	
4 Woley, Rankin	.278	29-29	115	13	32	9	1	0	26	43	.374	8	4	27	4	.344	1	0	1-1	238	28	1	.996	
16 Howell, Kason	.275	30-30	102	14	28	7	0	0	17	35	.343	15	3	29	1	.374	3	3	9-10	82	2	2	.977	
1 Ward, Judd	.250	31-30	112	20	28	6	0	2	9	40	.357	18	6	23	0	.380	1	5	2-4	64	4	1	.986	
41 Williams, Steven	.211	31-31	109	19	23	4	0	2	10	33	.303	19	3	30	1	.338	2	3	0-0	55	3	2	.967	

19 Moore, Brody	.300	8-3	20	3	6	0	1	0	2	8	.400	1	0	3	2	.333	0	0	0-1	21	2	0	1.000	
2 Lau, Everett	.250	14-7	32	5	8	1	0	1	6	12	.375	3	1	8	2	.333	0	0	1-1	5	4	0	1.000	
7 Johnson, Ed	.200	4-1	5	0	1	0	0	0	0	1	.200	1	0	1	0	.333	0	0	0-0	4	1	1	.833	
11 Hall, Chase	.176	7-4	17	0	3	1	0	0	2	4	.235	1	0	4	1	.222	0	0	0-0	40	2	1	.977	
3 Warner, Devin	.000	4-0	4	0	0	0	0	0	0	0	.000	0	0	3	0	.000	0	0	0-0	0	0	0	.000	
5 Eaton, Jarrett	.000	7-0	2	1	0	0	0	0	0	0	.000	0	0	0	0	.000	0	0	1-1	2	0	0	1.000	
21 Henderson, Jackso	.000	3-0	1	1	0	0	0	0	0	0	.000	0	0	1	0	.000	0	0	0-0	1	0	0	1.000	
38 Olson, Brett	.000	1-0	0	0	0	0	0	0	0	0	.000	1	0	0	0	1.000	0	0	0-0	0	0	0	.000	
Totals	.274	31	1049	190	287	56	4	20	168	411	.392	140	32	243	18	.370	19	18	39-49	885	317	31	.975	
Opponents	.233	31	1106	136	258	44	5	23	122	381	.344	113	21	293	12	.315	6	9	36-46	826	311	36	.969	

LOB - Team (242), Opp (234). DPs turned - Team (18), Opp (21). IBB - Team (8), Williams, S. 2, Howell, K. 2, Julien, E. 2, Holland, W. 1, Bliss, R. 1, Opp (6). Picked off - Howell, K. 2, Scheffler, M 2, Ward, J. 1.

(Home games Sorted by Earned run avg)

Player	era	w-l	app	gs	cg	sho	sv	ip	h	r	er	bb	so	2b	3b	hr	b/avg	wp	hp	bks	sfa	sha		
20 Greenhill, Cody	1.91	2-1	13	0	0	0/2	4	28.1	21	9	6	8	25	4	0	2	.208	3	5	0	1	0		
44 Owen, Jack	2.02	4-1	7	5	1	1/1	0	35.2	25	8	8	6	29	3	0	2	.200	1	1	0	0	2		
32 Burns, Tanner	2.03	2-1	7	7	1	1/2	0	44.1	33	10	10	8	62	3	1	4	.206	3	1	0	1	0		
14 Anderson, Elliott	3.52	4-1	14	0	0	0/2	0	30.2	28	12	12	11	33	7	0	3	.239	4	0	0	0	0		
18 Fuller, Brooks	3.65	1-0	11	4	0	0/0	1	24.2	18	16	10	19	21	1	1	3	.196	2	2	0	1	2		
40 Wade, Garrett	3.80	2-0	9	4	0	0/1	0	21.1	21	12	9	13	26	4	0	0	.250	5	2	0	1	1		
29 Skipper, Carson	4.50	2-2	10	5	0	0/1	2	26.0	27	16	13	7	31	3	3	3	.262	1	2	0	0	0		

23 Glavine, Peyton	0.00	0-0	4	0	0	0/0	0	3.0	3	0	0	3	5	1	0	0	.250	0	0	0	0	0		
36 Gray, Kyle	2.38	1-1	7	1	0	0/1	0	11.1	7	5	3	11	8	2	0	0	.175	3	3	0	1	2		
33 Morrison, Will	3.07	0-0	11	0	0	0/1	0	14.2	13	5	5	7	10	3	0	1	.250	1	3	0	0	0		
37 Watson, Ryan	4.42	0-1	10	0	0	0/0	0	18.1	15	10	9	6	17	4	0	1	.224	0	0	0	1	1		
13 Daniel, Davis	4.50	0-0	1	1	0	0/0	0	2.0	4	2	1	0	4	0	0	0	.364	0	0	0	0	0		
43 Fitts, Richard	7.27	2-1	8	3	0	0/0	0	17.1	26	14	14	4	11	4	0	3	.351	1	0	0	0	1		
8 Horn, Bailey	8.22	1-0	7	1	0	0/0	0	7.2	9	7	7	5	4	3	0	0	.290	1	2	0	0	0		
31 Schilleci, Blake	9.31	0-1	6	0	0	0/0	0	9.2	8	10	10	5	7	2	0	1	.216	1	0	0	0	0		
Totals	3.57	21-10	31	31	2	6/4	7	295.0	258	136	117	113	293	44	5	23	.233	26	21	0	6	9		
Opponents	5.49	10-21	31	31	0	1/1	4	275.1	287	190	168	140	243	56	4	20	.274	47	32	6	19	18		

PB - Team (4), Scheffler, M 4, Opp (2). Pickoffs - Team (3), Skipper, C. 1, Scheffler, M 1, Greenhill, C 1, Opp (5). SBA/ATT - Scheffler, M (30-37), Wade, G. (6-7), Burns, T. (4-6), Hall, C. (6-6), Morrison, W. (5-5), Anderson, E. (2-4), Owen, J. (3-4), Skipper, C. (2-3), Gray, K. (3-3), Watson, R. (2-3), Fitts, R. (2-3), Daniel, D. (2-2), Horn, B. (1-2), Fuller, B. (2-2), Greenhill, C (2-2).

AWAY GAMES



**2019 Auburn Baseball
Overall Statistics for Auburn (as of Apr 30, 2019)
(Away games Sorted by Batting avg)**



Record: 9-10 Home: 0-0 Away: 9-10 SEC: 4-8

Player	avg	gp-gs	ab	r	h	2b	3b	hr	rbi	tb	slg%	bb	hp	so	gdp	ob%	sf	sh	sb-att	po	a	e	fld%	
1 Ward, Judd	.338	19-19	77	15	26	4	2	1	17	37	.481	11	1	15	0	.427	0	1	3-3	32	3	3	.921	
24 Davis, Conor	.289	19-19	76	13	22	1	1	3	18	34	.447	5	3	18	1	.357	0	0	1-1	1	0	0	1.000	
4 Woley, Rankin	.286	19-19	77	12	22	4	0	3	8	35	.455	7	1	22	3	.349	1	0	1-1	142	8	0	1.000	
16 Howell, Kason	.286	18-18	70	9	20	1	0	0	8	21	.300	2	3	10	1	.325	2	1	4-5	45	0	1	.978	
9 Bliss, Ryan	.284	19-19	74	11	21	7	0	0	10	28	.378	7	2	18	2	.361	0	0	0-0	26	47	1	.986	
6 Scheffler, Matt	.265	18-17	68	9	18	5	0	0	7	23	.338	4	1	6	1	.315	0	0	2-2	132	7	5	.965	
41 Williams, Steven	.250	18-18	68	11	17	0	0	3	9	26	.382	10	0	15	1	.342	1	1	3-3	41	0	0	1.000	
17 Holland, Will	.186	19-19	70	9	13	3	0	2	8	22	.314	8	6	25	1	.321	0	2	2-3	20	44	3	.955	
10 Julien, Edouard	.181	19-19	72	13	13	6	0	2	13	25	.347	17	0	26	1	.333	1	0	1-1	11	18	2	.935	

19 Moore, Brody	1.000	3-0	2	3	2	1	0	0	1	3	1.500	0	0	0	0	1.000	0	0	0-0	1	1	0	1.000	
38 Olson, Brett	1.000	1-0	1	0	1	0	0	0	0	1	1.000	0	0	0	0	1.000	0	0	0-0	1	0	0	1.000	
7 Johnson, Ed	.500	2-0	2	0	1	0	0	0	0	1	.500	0	0	1	0	.500	0	0	0-0	0	0	0	.000	
3 Warner, Devin	.429	4-1	7	1	3	0	0	0	3	3	.429	0	1	1	0	.500	0	0	0-0	1	0	0	1.000	
11 Hall, Chase	.167	5-2	6	2	1	0	0	0	1	1	.167	0	2	3	1	.375	0	0	0-0	23	0	1	.958	
2 Lau, Everett	.167	3-1	6	2	1	1	0	0	1	2	.333	1	0	3	0	.286	0	0	0-0	0	0	0	.000	
5 Eaton, Jarrett	.000	3-0	1	2	0	0	0	0	0	0	.000	0	0	1	0	.000	0	0	0-0	2	0	0	1.000	
21 Henderson, Jackso	.000	1-0	1	0	0	0	0	0	0	0	.000	0	0	1	0	.000	0	0	0-0	0	0	0	.000	
Totals	.267	19	678	112	181	33	3	14	104	262	.386	72	20	165	12	.352	5	5	17-19	483	158	20	.970	
Opponents	.296	19	645	121	191	41	1	18	109	288	.447	90	10	157	10	.386	9	12	21-25	513	188	25	.966	

LOB - Team (155), Opp (162). DPs turned - Team (12), Opp (13). IBB - Team (3), Julien, E. 3, Opp (1). Picked off - Holland, W. 1.

(Away games Sorted by Earned run avg)

Player	era	w-l	app	gs	cg	sho	sv	ip	h	r	er	bb	so	2b	3b	hr	b/avg	wp	hp	bk	sfa	sha
18 Fuller, Brooks	2.76	1-2	4	3	0	0/1	0	16.1	15	7	5	12	12	2	0	2	.259	4	1	0	0	1
14 Anderson, Elliott	4.00	1-0	9	1	0	0/0	0	18.0	19	13	8	10	19	5	0	1	.271	4	1	0	1	4
32 Burns, Tanner	4.21	2-2	5	5	0	0/0	0	25.2	20	16	12	12	29	8	0	2	.208	6	2	0	2	1
20 Greenhill, Cody	5.54	0-1	8	0	0	0/1	5	13.0	15	8	8	1	10	5	1	0	.273	0	1	0	0	0
43 Fitts, Richard	6.75	1-2	6	2	0	0/0	0	14.2	22	11	11	5	12	4	0	3	.344	3	0	0	0	0

44 Owen, Jack	1.35	0-0	2	0	0	0/0	0	6.2	6	2	1	1	11	1	0	0	.231	0	0	0	1	0
31 Schilleci, Blake	4.05	0-1	4	0	0	0/0	0	6.2	12	3	3	2	8	2	0	0	.414	1	0	0	1	0
23 Glavine, Peyton	4.15	1-0	4	0	0	0/0	0	4.1	5	2	2	4	6	0	0	0	.278	0	0	0	0	0
33 Morrison, Will	5.59	0-0	8	0	0	0/0	0	9.2	10	6	6	1	4	3	0	1	.294	1	3	0	2	1
37 Watson, Ryan	6.39	0-0	8	1	0	0/1	0	12.2	19	9	9	9	14	2	0	1	.373	1	1	0	2	2
40 Wade, Garrett	7.56	1-0	5	2	0	0/0	0	8.1	8	8	7	9	11	1	0	1	.258	0	0	1	0	1
36 Gray, Kyle	9.95	0-1	5	1	0	0/0	0	6.1	8	7	7	4	5	1	0	2	.296	0	1	0	0	0
8 Horn, Bailey	10.24	1-0	6	1	0	0/0	0	9.2	14	12	11	4	9	3	0	3	.333	1	0	0	0	1
29 Skipper, Carson	16.00	1-1	7	3	0	0/0	0	9.0	18	17	16	16	7	4	0	2	.409	1	0	1	0	1
Totals	5.93	9-10	19	19	0	1/1	5	161.0	191	121	106	90	157	41	1	18	.296	22	10	2	9	12
Opponents	5.53	10-9	19	19	0	2/2	3	171.0	181	112	105	72	165	33	3	14	.267	13	20	2	5	5

PB - Team (6), Scheffler, M 3, Hall, C. 3, Opp (3). Pickoffs - Team (3), Wade, G. 1, Anderson, E. 1, Fuller, B. 1, Opp (1). SBA/ATT - Scheffler, M (21-22), Anderson, E. (4-5), Skipper, C. (3-3), Watson, R. (2-3), Wade, G. (2-3), Horn, B. (2-2), Fuller, B. (1-2), Gray, K. (1-1), Greenhill, C (1-1), Schilleci, B (1-1), Owen, J. (1-1), Morrison, W. (1-1), Glavine, P. (1-1), Fitts, R. (1-1).

LAST FIVE GAMES



**2019 Auburn Baseball
Overall Statistics for Auburn (as of May 11, 2019)
(Last Five Sorted by Batting avg)**



Record: 2-3 Home: 2-3 Away: 0-0 SEC: 2-2

Player	avg	gp-gs	ab	r	h	2b	3b	hr	rbi	tb	slg%	bb	hp	so	gdp	ob%	sf	sh	sb-att	po	a	e	fld%	
17 Holland, Will	.500	5-5	20	5	10	1	0	2	5	17	.850	0	1	3	0	.524	0	0	0-0	9	9	1	.947	
9 Bliss, Ryan	.400	5-5	20	7	8	0	0	0	6	8	.400	2	0	1	0	.417	2	0	1-1	13	12	1	.962	
16 Howell, Kason	.375	4-4	8	2	3	2	0	0	4	5	.625	2	0	1	0	.455	1	1	0-0	13	0	0	1.000	
24 Davis, Conor	.368	5-5	19	6	7	3	0	0	3	10	.526	4	0	5	0	.478	0	0	0-0	0	0	0	.000	
19 Moore, Brody	.286	4-2	14	2	4	0	0	0	1	4	.286	0	0	2	1	.286	0	0	0-1	9	1	0	1.000	
6 Scheffler, Matt	.278	5-5	18	3	5	2	0	0	5	7	.389	2	0	1	0	.350	0	2	0-0	36	4	0	1.000	
1 Ward, Judd	.227	5-5	22	5	5	0	0	1	1	8	.364	1	1	3	0	.292	0	1	0-1	16	1	0	1.000	
10 Julien, Edouard	.222	5-5	18	2	4	1	0	0	2	5	.278	2	1	6	0	.333	0	0	0-0	2	6	0	1.000	
4 Woley, Rankin	.214	4-4	14	1	3	1	0	0	4	4	.286	1	1	3	0	.313	0	0	0-0	27	6	0	1.000	
41 Williams, Steven	.176	5-5	17	2	3	0	0	1	3	6	.353	3	0	7	0	.300	0	0	0-0	7	0	2	.778	

3 Warner, Devin	.000	1-0	1	0	0	0	0	0	0	0	.000	0	0	1	0	.000	0	0	0-0	0	0	0	.000	
2 Lau, Everett	.000	1-0	1	0	0	0	0	0	0	0	.000	0	0	1	0	.000	0	0	0-0	0	0	0	.000	
11 Hall, Chase	.000	1-0	1	0	0	0	0	0	0	0	.000	0	0	1	0	.000	0	0	0-0	2	0	0	1.000	
Totals	.301	5	173	35	52	10	0	4	34	74	.428	17	4	35	1	.371	3	4	1-3	138	42	4	.978	
Opponents	.287	5	188	37	54	6	1	8	34	86	.457	16	4	37	2	.356	0	0	5-7	133	54	4	.979	

LOB - Team (33), Opp (33). DPs turned - Team (4), Opp (2). IBB - Team (2), Julien, E. 1, Williams, S. 1.

(Last Five Sorted by Earned run avg)

Player	era	w-l	app	gs	cg	sho	sv	ip	h	r	er	bb	so	2b	3b	hr	b/avg	wp	hp	bk	sfa	sha		
36 Gray, Kyle	0.00	0-0	2	0	0	0/0	0	4.1	2	0	0	2	4	0	0	0	.125	2	1	0	0	0		
20 Greenhill, Cody	0.00	1-0	1	0	0	0/0	0	4.0	1	0	0	1	5	0	0	0	.083	1	1	0	0	0		
33 Morrison, Will	2.45	0-0	4	0	0	0/0	0	3.2	2	1	1	2	1	0	0	1	.167	0	0	0	0	0		
32 Burns, Tanner	4.76	0-0	1	1	0	0/0	0	5.2	6	3	3	0	4	0	0	2	.273	0	0	0	0	0		
37 Watson, Ryan	5.40	0-0	3	0	0	0/0	0	5.0	4	4	3	5	4	0	0	0	.200	0	0	0	0	0		
14 Anderson, Elliott	6.35	0-0	3	0	0	0/0	0	5.2	9	4	4	2	5	2	0	1	.360	2	0	0	0	0		
44 Owen, Jack	14.73	0-1	1	1	0	0/0	0	3.2	7	6	6	1	3	1	0	1	.412	0	0	0	0	0		
43 Fitts, Richard	14.73	0-0	2	2	0	0/0	0	3.2	10	6	6	0	3	1	0	2	.476	1	0	0	0	0		

40 Wade, Garrett	0.00	0-0	1	0	0	0/0	0	1.0	0	0	0	0	1	0	0	0	.000	0	0	0	0	0		
18 Fuller, Brooks	0.00	0-0	1	0	0	0/0	0	0.2	0	0	0	0	1	0	0	0	.000	0	0	0	0	0		
8 Horn, Bailey	10.80	1-0	2	0	0	0/0	0	3.1	4	4	4	2	2	1	0	0	.286	0	1	0	0	0		
31 Schilleci, Blake	15.00	0-1	2	0	0	0/0	0	3.0	4	5	5	1	1	1	0	1	.308	1	0	0	0	0		
29 Skipper, Carson	15.43	0-1	1	1	0	0/0	0	2.1	5	4	4	0	3	0	1	0	.455	0	1	0	0	0		
Totals	7.04	2-3	5	5	0	0/0	0	46.0	54	37	36	16	37	6	1	8	.287	7	4	0	0	0		
Opponents	6.70	3-2	5	5	0	0/0	1	44.1	52	35	33	17	35	10	0	4	.301	10	4	0	3	4		

PB - Team (1), Scheffler, M 1. SBA/ATT - Scheffler, M (5-6), Skipper, C. (1-2), Morrison, W. (1-1), Fitts, R. (1-1), Gray, K. (1-1), Watson, R. (1-1), Anderson, E. (0-1).

LAST 10 GAMES



**2019 Auburn Baseball
Overall Statistics for Auburn (as of May 11, 2019)
(Last 10 Sorted by Batting avg)**



Record: 3-7 Home: 3-4 Away: 0-3 SEC: 3-6

Player	avg	gp-gs	ab	r	h	2b	3b	hr	rbi	tb	slg%	bb	hp	so	gdp	ob%	sf	sh	sb-att	po	a	e	fld%
17 Holland, Will	.429	10-10	35	9	15	3	0	3	8	27	.771	3	3	9	0	.512	0	0	0-0	21	24	2	.957
9 Bliss, Ryan	.349	10-10	43	12	15	1	0	0	8	16	.372	3	0	6	1	.375	2	1	3-3	23	28	2	.962
1 Ward, Judd	.333	10-10	42	8	14	3	0	1	5	20	.476	4	2	6	0	.417	0	2	0-1	22	2	0	1.000
24 Davis, Conor	.325	10-10	40	8	13	3	0	0	4	16	.400	6	0	10	0	.413	0	0	0-0	1	0	0	1.000
6 Scheffler, Matt	.297	10-10	37	5	11	3	0	0	9	14	.378	5	0	3	0	.372	1	2	0-0	71	7	2	.975
4 Woley, Rankin	.273	9-9	33	3	9	3	0	1	10	15	.455	3	2	8	1	.368	0	0	0-0	63	14	0	1.000
41 Williams, Steven	.250	10-10	32	6	8	0	0	1	3	11	.344	7	1	11	0	.400	0	0	0-0	17	1	2	.900
16 Howell, Kason	.231	9-9	26	2	6	3	0	0	4	9	.346	2	0	8	0	.276	1	1	0-0	21	0	0	1.000
10 Julien, Edouard	.132	10-10	38	4	5	1	1	0	4	8	.211	5	2	17	0	.261	1	0	0-0	4	11	0	1.000

19 Moore, Brody	.267	5-2	15	2	4	0	0	0	1	4	.267	0	0	3	1	.267	0	0	0-1	9	1	0	1.000
2 Lau, Everett	.000	2-0	2	0	0	0	0	0	0	0	.000	0	0	1	1	.000	0	0	0-0	0	0	0	.000
3 Warner, Devin	.000	2-0	2	0	0	0	0	0	0	0	.000	0	0	2	0	.000	0	0	0-0	0	0	0	.000
11 Hall, Chase	.000	1-0	1	0	0	0	0	0	0	0	.000	0	0	1	0	.000	0	0	0-0	2	0	0	1.000
7 Johnson, Ed	.000	1-0	0	0	0	0	0	0	0	0	.000	0	0	0	0	.000	0	0	0-0	1	0	1	.500
5 Eaton, Jarrett	.000	1-0	0	0	0	0	0	0	0	0	.000	0	0	0	0	.000	0	0	0-0	0	0	0	.000
Totals	.289	10	346	59	100	20	1	6	56	140	.405	38	10	85	4	.371	5	6	3-5	264	102	10	.973
Opponents	.316	10	358	71	113	19	2	11	66	169	.472	42	8	74	6	.397	3	3	17-23	265	100	7	.981

LOB - Team (81), Opp (79). DPs turned - Team (12), Opp (6). IBB - Team (2), Julien, E. 1, Williams, S. 1.

(Last 10 Sorted by Earned run avg)

Player	era	w-l	app	gs	cg	sho	sv	ip	h	r	er	bb	so	2b	3b	hr	b/avg	wp	hp	bks	sfa	sha	
33 Morrison, Will	1.23	0-0	7	0	0	0/0	0	7.1	6	1	1	3	4	1	0	1	.250	0	1	0	1	0	
20 Greenhill, Cody	3.52	1-1	4	0	0	0/0	0	7.2	9	5	3	2	9	2	1	0	.290	1	1	0	0	0	
14 Anderson, Elliott	5.40	0-0	5	0	0	0/0	0	11.2	16	9	7	5	11	3	0	1	.333	6	0	0	0	0	
37 Watson, Ryan	6.43	0-0	5	0	0	0/0	0	7.0	7	6	5	6	6	0	0	0	.259	0	0	0	0	1	
44 Owen, Jack	6.55	1-1	3	2	0	0/0	0	11.0	15	8	8	4	6	2	0	1	.341	0	1	0	1	0	
32 Burns, Tanner	6.75	0-1	2	2	0	0/0	0	8.0	10	8	6	4	8	2	0	3	.323	1	0	0	1	1	
31 Schilleci, Blake	6.75	0-1	4	0	0	0/0	0	8.0	10	6	6	2	4	3	0	1	.313	1	0	0	0	0	

36 Gray, Kyle	0.00	0-0	2	0	0	0/0	0	4.1	2	0	0	2	4	0	0	0	.125	2	1	0	0	0	
40 Wade, Garrett	2.08	0-0	4	0	0	0/0	0	4.1	2	1	1	2	5	0	0	0	.143	0	0	0	0	0	
18 Fuller, Brooks	6.75	0-1	3	2	0	0/0	0	5.1	7	6	4	4	5	1	0	1	.292	0	2	0	0	1	
8 Horn, Bailey	9.82	1-0	3	0	0	0/0	0	3.2	4	4	4	2	2	1	0	0	.286	0	1	0	0	0	
29 Skipper, Carson	14.73	0-1	2	1	0	0/0	0	3.2	8	6	6	3	4	1	1	0	.444	0	1	1	0	0	
43 Fitts, Richard	15.00	0-1	3	3	0	0/0	0	6.0	16	10	10	1	6	3	0	3	.471	3	0	0	0	0	
23 Glavine, Peyton	99.00	0-0	1	0	0	0/0	0	0.0	1	1	1	2	0	0	0	0	1.000	0	0	0	0	0	
Totals	6.34	3-7	10	10	0	0/0	0	88.0	113	71	62	42	74	19	2	11	.316	14	8	1	3	3	
Opponents	5.71	7-3	10	10	0	0/0	4	88.1	100	59	56	38	85	20	1	6	.289	16	10	1	5	6	

PB - Team (2), Scheffler, M 2. Pickoffs - Team (3), Fuller, B. 1, Wade, G. 1, Anderson, E. 1. SBA/ATT - Scheffler, M (17-18), Anderson, E. (3-5), Wade, G. (3-4), Skipper, C. (2-3), Morrison, W. (2-2), Watson, R. (2-2), Greenhill, C (2-2), Horn, B. (0-1), Gray, K. (1-1), Owen, J. (1-1), Fitts, R. (1-1), Fuller, B. (0-1).

GAMES SUMMARY



**2019 Auburn Baseball
Games Summary for Auburn (as of May 11, 2019)
(All games)**



Score by innings	1	2	3	4	5	6	7	8	9	EX	Total
Auburn	31	34	39	27	37	31	37	52	11	6	305
Opponents	37	35	25	36	26	26	25	39	6	8	263

Record when ...

Overall	30-21	After 6 leading	23-1
Conference	13-14 trailing	2-18
Non-Conference	17-7 tied	5-2
Home games	21-10	After 7 leading	25-1
Away games	9-10 trailing	1-16
Neutral site	0-1 tied	4-4
Day games	17-8	After 8 leading	29-1
Night games	13-13 trailing	0-19
vs Left starter	6-5 tied	1-1
vs Right starter	24-16		
1-Run games	4-1	Hit 0 home runs	14-14
2-Run games	5-4	... 1 home run	10-5
5+Run games	13-9	... 2+ home runs	6-2
Extra innings	3-2		
Shutouts	7-3	Opponent 0 home runs	18-8
	 1 home run	5-7
	 2+ HRs	7-6
Scoring 0-2 runs	2-8	Made 0 errors	13-5
..... 3-5 runs	10-6 1 error	8-8
..... 6-9 runs	10-6 2+ errors	9-8
..... 10+ runs	8-1		
Opponent 0-2 runs	16-0	Opp. made 0 errors	8-8
..... 3-5 runs	11-5 1 error	11-6
..... 6-9 runs	3-9 2+ errors	11-7
..... 10+ runs	0-7		
Scored in 1st inning	11-4	Out-hit opponent	18-3
Opp. scored in 1st	11-9	Out-hit by opponent	6-16
Scores first	14-7	Hits are tied	6-2
Opp. scores first	16-14		

Record when team scores:

Runs	0	1	2	3	4	5	6	7	8	9	10+
W-L	0-3	0-2	2-3	0-3	4-1	6-2	5-5	3-0	1-1	1-0	8-1

Record when opponent scores:

Runs	0	1	2	3	4	5	6	7	8	9	10+
W-L	7-0	3-0	6-0	5-0	1-3	5-2	0-3	1-2	0-1	2-3	0-7

Record when leading after:

Inn.	1	2	3	4	5	6	7	8
W-L	8-2	13-4	15-6	19-2	21-2	23-1	25-1	29-1

Record when trailing after:

Inn.	1	2	3	4	5	6	7	8
W-L	7-9	10-12	9-14	6-18	4-17	2-18	1-16	0-19

Record when tied after:

Inn.	1	2	3	4	5	6	7	8
W-L	15-10	7-5	6-1	5-1	5-2	5-2	4-4	1-1

Current losing streak: 1
 Longest winning streak: 15
 Longest losing streak: 4

Home attendance : 102915 (31 dates avg = 3319)
 Away attendance : 105010 (20 dates avg = 5250)
 Total attendance: 207925 (51 dates avg = 4076)

TV/RADIO ROSTER



1 JUDD WARD



2 EVERETT LAU




3 DEVIN WARNER




4 RANKIN WOLEY



5 JARRETT EATON



6 MATT SCHEFFLER



7 ED JOHNSON



8 BAILEY HORN



9 RYAN BLISS



10 EDOUARD JULIEN



11 CHASE HALL



12 RYAN HOERTER



13 DAVIS DANIEL



14 ELLIOT ANDERSON



16 KASON HOWELL




17 WILL HOLLAND



18 BROOKS FULLER



19 BRODY MOORE



20 CODY GREENHILL



21 JACKSON HENDERSON



22 FORD LUTTRELL



23 PEYTON GLAVINE




24 CONOR DAVIS



25 DAWSON SWEATT



26 TROY BEARDEN



29 CARSON SKIPPER



31 BLAKE SCHILLECI



32 TANNER BURNS



33 WILL MORRISON



36 KYLE GRAY



37 RYAN WATSON




38 BRETT OLSON




40 GARRETT WADE



41 STEVEN WILLIAMS



43 RICHARD FITTS



44 JACK OWEN



30 BUTCH THOMPSON



35 KARL NONEMAKER



39 GABE GROSS



34 STEVE SMITH