



# 2018-19 AUBURN MEN'S BASKETBALL

## SCHEDULE/RESULTS

DATE	OPPONENT	TIME/RESULT
Nov. 6	South Alabama (SECN)	W, 101-58
Nov. 9	#25 Washington (SECN)	W, 88-66
Nov. 14	Mississippi College (SEC+)	W, 103-52
Nov. 19	! vs. Xavier (ESPN2)	W, 88-79 (OT)
Nov. 20	! vs. #1 Duke (ESPN)	L, 78-72
Nov. 21	! vs. Arizona (ESPN2)	W, 73-57
Nov. 28	Saint Peter's (SEC+)	W, 99-49
Dec. 4	UNC Asheville (SECN)	W, 67-41
Dec. 8	Dayton (SECN)	W, 82-72
Dec. 15	@ at UAB (CBSSN)	W, 75-71 (OT)
Dec. 19	at NC State (ESPN2)	L, 78-71
Dec. 22	Murray State (SECN)	W, 93-88
Dec. 29	North Florida (SEC+)	W, 95-49
Jan. 9	* at Ole Miss (ESPN2)	L, 82-67
Jan. 12	* Georgia (ESPN2)	W, 93-78
Jan. 16	* at Texas A&M (ESPNU)	W, 85-66
Jan. 19	* #12 Kentucky (ESPN)	L, 82-80
Jan. 22	* at South Carolina (SECN)	L, 80-77
Jan. 26	* at #22 Mississippi State (SECN)	L, 92-84
Jan. 30	* Missouri (SECN)	W, 92-58
Feb. 2	* Alabama (ESPN2)	W, 84-63
Feb. 5	* Florida (ESPNU)	W, 76-62
Feb. 9	* at #21 LSU (ESPN2)	L, 83-78
Feb. 13	* Ole Miss (SECN)	L, 60-55
Feb. 16	* at Vanderbilt (ESPNU)	W, 64-53
Feb. 20	* Arkansas (SECN)	W, 79-56
Feb. 23	* at #4 Kentucky (CBS)	L, 80-53
Feb. 27	* at Georgia (ESPNU)	W, 78-75
Mar. 2	* Mississippi State (ESPNU)	W, 80-75
Mar. 5	* at Alabama (ESPNU)	W, 66-60
Mar. 9	* #5 Tennessee (ESPN)	11:00 am

All times Central

! - Maui Invitational (Maui, Hawaii)

@ - Mike Slive Invitational (Birmingham, Ala./Legacy Arena)

## MATCHUP



### Auburn Tigers (21-9, 10-7 SEC)

Head Coach: Bruce Pearl, 24th season (553-216), 5th season at AU (91-71)

VS



### #5/4 Tennessee Volunteers (27-3, 15-2 SEC)

Head Coach: Rick Barnes, 32nd season (688-361), 4th season at UT (84-47)

Date / Time \_\_\_\_\_ March 9, 2019 / 11 am CT  
 Site / Venue \_\_\_\_\_ Auburn, Ala. / Auburn Arena (9,121)  
 TV \_\_\_\_\_ ESPN  
 Pxp \_\_\_\_\_ Bob Wischusen  
 Analyst \_\_\_\_\_ Dick Vitale  
 Courtside \_\_\_\_\_ Allison Williams  
 Radio \_\_\_\_\_ AU Sports Network / 93.9 Tiger FM / TuneIn  
 Pxp \_\_\_\_\_ Rod Bramblett  
 Analyst \_\_\_\_\_ Sonny Smith

#### Series History

Overall	Tennessee leads 78-39
In Auburn	Auburn leads 27-23
In Knoxville	Tennessee leads 47-8
Neutral Site	Tennessee leads 6-4
Last Meeting	AU, 94-84 (1/2/18)
Streak	Auburn W1

» Auburn will honor its senior class of Cole Blackstock, Bryce Brown, Malik Dunbar and Horace Spencer before the game. The 2019 class has combined for 76 wins, the sixth-most by any class in program history.

» The Tigers can reach as high as the No. 4 seed in the SEC Tournament with a win and a South Carolina loss. Auburn is guaranteed no worse than the No. 7 seed as it holds the tiebreaker over Florida, who is one game behind in the SEC standings.

» With a win over Mississippi State, the Tigers have back-to-back 20-win seasons for just the fourth time in program history and the first since 1998-99 and 1999-2000.

» The lucky number for Auburn this year has been 80. When the Tigers put up 80 or more on the scoreboard, they are 13-2. Conversely, Auburn is 1-6 when allowing 80 or more points in a game this season.

» Since a 2-4 start in SEC play, Auburn is 8-3 in its last 11 games, only one game behind Kentucky, LSU and Tennessee for the best record in the SEC over that span.

» Auburn is third overall in the SEC and fifth in conference games averaging 14.7 assists per game games and 12.9 assists per game, respectively. The Tigers are 14-1 this season when they record at least 15 assists and 16-2 when they have more assists than turnovers.

» Auburn tied a season low by committing only seven turnovers at Georgia on Feb. 27, including just two turnovers in the first half. It is the Tigers' fifth game of the season with under 10 turnovers, including three in the last six games. For the season, Auburn is fourth in the SEC averaging 12.4 turnovers per game.

## PROBABLE AUBURN STARTERS

Pos.	No.	Name	Ht.	Wt.	Cl.	Hometown (Last School)	PPG	RPG	APG	Blk	Stl	FG%	FT%
G	1	Jared Harper	5-11	175	Jr.	Mableton, Ga. (Pebblebrook HS)	15.2	2.6	5.8	0	34	.397	.814
G	2	Bryce Brown	6-3	198	Sr.	Stone Mountain, Ga. (Tucker HS)	15.7	2.0	1.8	2	30	.429	.814
F	5	Chuma Okeke	6-8	230	So.	Atlanta, Ga. (Westlake HS)	11.5	6.8	2.0	37	47	.494	.710
G	10	Samir Doughty	6-4	195	Jr.	Philadelphia, Pa. (VCU)	7.2	3.4	1.8	3	44	.469	.865
F	24	Anfernee McLemore	6-7	220	Jr.	Warwick, Ga. (Worth County)	7.3	4.3	0.3	39	22	.459	.600
F	0	Horace Spencer	6-8	225	Sr.	Philadelphia, Pa. (Findlay Prep)	4.5	4.3	0.5	18	21	.457	.553
F	3	Danjel Purifoy	6-7	230	Jr.	Centreville, Ala. (Hargrave Military Academy)	2.9	1.6	0.6	0	11	.365	.667
G/F	4	Malik Dunbar	6-6	230	Sr.	North Augusta, S.C. (Col. of Central Florida)	7.2	3.5	0.6	13	30	.450	.615
G	12	J'Von McCormick	6-0	175	Jr.	New Orleans, La. (Lee College)	3.2	0.9	1.4	2	24	.529	.556
C	50	Austin Wiley	6-11	260	Jr.	Hoover, Ala. (Calusa Prep)	8.2	4.9	0.1	30	5	.561	.584

## PROBABLE TENNESSEE STARTERS

Pos.	No.	Name	Ht.	Wt.	Cl.	Hometown (Last School)	PPG	RPG	APG	Blk	Stl	FG%	FT%
G	0	Jordan Bone	6-3	180	Jr.	Nashville, Tenn. (The Ensworth School)	13.3	3.2	6.1	4	23	.475	.812
G	1	Lamonte Turner	6-2	195	Jr.	Florence, Ala. (IMG Academy (Fla.))	10.6	2.5	3.7	2	23	.427	.789
F	2	Grant Williams	6-7	236	Jr.	Charlotte, N.C. (Providence Day School)	19.1	7.6	3.3	43	36	.565	.830
G	5	Admiral Schofield	6-6	241	Sr.	Zion, Ill. (Zion-Benton Township HS)	16.4	6.4	2.1	16	28	.477	.726
F	11	Kyle Alexander	6-11	215	Sr.	Milton, Ontario (Orangeville Prep)	7.6	6.6	0.6	55	12	.632	.642
F	10	John Fulkerson	6-9	197	So.	Kingsport, Tenn. (The Christ School (N.C.))	3.4	2.7	0.8	21	16	.590	.683
F	15	Derrick Walker	6-8	236	So.	Kansas City, Mo. (Sunrise Christian Academy)	1.0	1.1	0.3	3	6	.556	.263
G	23	Jordan Bowden	6-5	193	Jr.	Knoxville, Tenn. (22 Feet Academy (S.C.))	10.3	3.3	2.2	5	25	.441	.877
G/F	35	Yves Pons	6-6	209	So.	Fuveau, France (INSEP Academy)	2.7	2.1	0.6	14	9	.533	.400

**MEDIA SPOT CHART**

(probable starters in orange)

	<b>0</b>	<b>HORACE SPENCER</b>	<table border="1"> <thead> <tr> <th>GP-GS</th> <th>PPG</th> <th>RPG</th> <th>BPG</th> <th>FG%</th> <th>FT%</th> </tr> </thead> <tbody> <tr> <td>2018-19</td> <td>30-0</td> <td>4.5</td> <td>4.3</td> <td>0.6</td> <td>.457</td> <td>.553</td> </tr> <tr> <td>Career</td> <td>114-43</td> <td>4.8</td> <td>4.5</td> <td>1.4</td> <td>.476</td> <td>.571</td> </tr> </tbody> </table>	GP-GS	PPG	RPG	BPG	FG%	FT%	2018-19	30-0	4.5	4.3	0.6	.457	.553	Career	114-43	4.8	4.5	1.4	.476	.571	<p>SR » F » 6-8 » 225 » Philadelphia, Pa. » Findlay Prep</p> <ul style="list-style-type: none"> <li>• 10 offensive reb vs. Miss. College (1 shy of Auburn record)</li> <li>• 4th on career blk list at 154; 3rd is Korvotney Barber at 155</li> <li>• <b>LAST GAME:</b> 2 pts, 1 reb in 16 min at Alabama</li> </ul>	<table border="1"> <thead> <tr> <th>Career-Highs</th> </tr> </thead> <tbody> <tr> <td>Pts _____ 14</td> </tr> <tr> <td>Reb _____ 17</td> </tr> <tr> <td>Ast _____ 3</td> </tr> <tr> <td>Blk _____ 7</td> </tr> <tr> <td>Min _____ 29</td> </tr> </tbody> </table>	Career-Highs	Pts _____ 14	Reb _____ 17	Ast _____ 3	Blk _____ 7	Min _____ 29
GP-GS	PPG	RPG	BPG	FG%	FT%																										
2018-19	30-0	4.5	4.3	0.6	.457	.553																									
Career	114-43	4.8	4.5	1.4	.476	.571																									
Career-Highs																															
Pts _____ 14																															
Reb _____ 17																															
Ast _____ 3																															
Blk _____ 7																															
Min _____ 29																															
	<b>1</b>	<b>JARED HARPER</b>	<table border="1"> <thead> <tr> <th>GP-GS</th> <th>PPG</th> <th>RPG</th> <th>APG</th> <th>FG%</th> <th>FT%</th> </tr> </thead> <tbody> <tr> <td>2018-19</td> <td>30-30</td> <td>15.2</td> <td>2.6</td> <td>5.8</td> <td>.397</td> <td>.814</td> </tr> <tr> <td>Career</td> <td>96-94</td> <td>13.2</td> <td>2.3</td> <td>4.7</td> <td>.381</td> <td>.784</td> </tr> </tbody> </table>	GP-GS	PPG	RPG	APG	FG%	FT%	2018-19	30-30	15.2	2.6	5.8	.397	.814	Career	96-94	13.2	2.3	4.7	.381	.784	<p>JR » G » 5-11 » 175 » Mableton, Ga. » Pebblebrook HS</p> <ul style="list-style-type: none"> <li>• 15.1 ppg, 6.2 apg, 41% FG, 38% 3-pt in games won this season</li> <li>• Team has scored 448 points off assists from Harper in 18-19</li> <li>• <b>LAST GAME:</b> 16 pts, 3 stl, 2 reb in 36 min at Alabama</li> </ul>	<table border="1"> <thead> <tr> <th>Career-Highs</th> </tr> </thead> <tbody> <tr> <td>Pts _____ 31</td> </tr> <tr> <td>Reb _____ 6 (4x)</td> </tr> <tr> <td>Ast _____ 14</td> </tr> <tr> <td>Stl _____ 4 (3x)</td> </tr> <tr> <td>Min _____ 43</td> </tr> </tbody> </table>	Career-Highs	Pts _____ 31	Reb _____ 6 (4x)	Ast _____ 14	Stl _____ 4 (3x)	Min _____ 43
GP-GS	PPG	RPG	APG	FG%	FT%																										
2018-19	30-30	15.2	2.6	5.8	.397	.814																									
Career	96-94	13.2	2.3	4.7	.381	.784																									
Career-Highs																															
Pts _____ 31																															
Reb _____ 6 (4x)																															
Ast _____ 14																															
Stl _____ 4 (3x)																															
Min _____ 43																															
	<b>2</b>	<b>BRYCE BROWN</b>	<table border="1"> <thead> <tr> <th>GP-GS</th> <th>PPG</th> <th>RPG</th> <th>APG</th> <th>FG%</th> <th>FT%</th> </tr> </thead> <tbody> <tr> <td>2018-19</td> <td>30-30</td> <td>15.7</td> <td>2.0</td> <td>1.8</td> <td>.429</td> <td>.814</td> </tr> <tr> <td>Career</td> <td>121-87</td> <td>12.4</td> <td>1.9</td> <td>1.4</td> <td>.389</td> <td>.785</td> </tr> </tbody> </table>	GP-GS	PPG	RPG	APG	FG%	FT%	2018-19	30-30	15.7	2.0	1.8	.429	.814	Career	121-87	12.4	1.9	1.4	.389	.785	<p>SR » G » 6-3 » 198 » Stone Mountain, Ga. » Tucker HS</p> <ul style="list-style-type: none"> <li>• 5th in SEC history w/ 341 3s; 4th is Allan Houston (UT) w/ 346</li> <li>• 17.1 ppg, 49% FG, 47% 3-pt in home games this season</li> <li>• <b>LAST GAME:</b> 7 pts, 1 reb, 1 ast, 1 stl in 30 min at Alabama</li> </ul>	<table border="1"> <thead> <tr> <th>Career-Highs</th> </tr> </thead> <tbody> <tr> <td>Pts _____ 34</td> </tr> <tr> <td>Reb _____ 6</td> </tr> <tr> <td>Ast _____ 5 (5x)</td> </tr> <tr> <td>Stl _____ 3 (7x)</td> </tr> <tr> <td>Min _____ 43</td> </tr> </tbody> </table>	Career-Highs	Pts _____ 34	Reb _____ 6	Ast _____ 5 (5x)	Stl _____ 3 (7x)	Min _____ 43
GP-GS	PPG	RPG	APG	FG%	FT%																										
2018-19	30-30	15.7	2.0	1.8	.429	.814																									
Career	121-87	12.4	1.9	1.4	.389	.785																									
Career-Highs																															
Pts _____ 34																															
Reb _____ 6																															
Ast _____ 5 (5x)																															
Stl _____ 3 (7x)																															
Min _____ 43																															
	<b>3</b>	<b>DANJEL PURIFOY</b>	<table border="1"> <thead> <tr> <th>GP-GS</th> <th>PPG</th> <th>RPG</th> <th>APG</th> <th>FG%</th> <th>FT%</th> </tr> </thead> <tbody> <tr> <td>2018-19</td> <td>18-0</td> <td>2.9</td> <td>1.6</td> <td>0.6</td> <td>.365</td> <td>.667</td> </tr> <tr> <td>Career</td> <td>47-25</td> <td>8.2</td> <td>3.5</td> <td>1.3</td> <td>.392</td> <td>.860</td> </tr> </tbody> </table>	GP-GS	PPG	RPG	APG	FG%	FT%	2018-19	18-0	2.9	1.6	0.6	.365	.667	Career	47-25	8.2	3.5	1.3	.392	.860	<p>JR » F » 6-7 » 230 » Centreville, Ala. » Hargrave Military Academy</p> <ul style="list-style-type: none"> <li>• 40% FG, 35%, 80% FT in games won this season</li> <li>• Hit a 3-pointer in 8 of last 14 games</li> <li>• <b>LAST GAME:</b> 2 reb in 8 min at Alabama</li> </ul>	<table border="1"> <thead> <tr> <th>Career-Highs</th> </tr> </thead> <tbody> <tr> <td>Pts _____ 27 (2x)</td> </tr> <tr> <td>Reb _____ 15</td> </tr> <tr> <td>Ast _____ 9</td> </tr> <tr> <td>Stl _____ 3 (6x)</td> </tr> <tr> <td>Min _____ 39</td> </tr> </tbody> </table>	Career-Highs	Pts _____ 27 (2x)	Reb _____ 15	Ast _____ 9	Stl _____ 3 (6x)	Min _____ 39
GP-GS	PPG	RPG	APG	FG%	FT%																										
2018-19	18-0	2.9	1.6	0.6	.365	.667																									
Career	47-25	8.2	3.5	1.3	.392	.860																									
Career-Highs																															
Pts _____ 27 (2x)																															
Reb _____ 15																															
Ast _____ 9																															
Stl _____ 3 (6x)																															
Min _____ 39																															
	<b>4</b>	<b>MALIK DUNBAR</b>	<table border="1"> <thead> <tr> <th>GP-GS</th> <th>PPG</th> <th>RPG</th> <th>APG</th> <th>FG%</th> <th>FT%</th> </tr> </thead> <tbody> <tr> <td>2018-19</td> <td>29-3</td> <td>7.2</td> <td>3.5</td> <td>0.6</td> <td>.450</td> <td>.615</td> </tr> <tr> <td>Career</td> <td>63-6</td> <td>6.2</td> <td>2.9</td> <td>0.4</td> <td>.435</td> <td>.600</td> </tr> </tbody> </table>	GP-GS	PPG	RPG	APG	FG%	FT%	2018-19	29-3	7.2	3.5	0.6	.450	.615	Career	63-6	6.2	2.9	0.4	.435	.600	<p>SR » G/F » 6-6 » 230 » North Augusta, S.C. » Col. of Central Florida</p> <ul style="list-style-type: none"> <li>• 8.0 ppg, 3.6 rpg, 45% FG, 37% 3-pt in games won this season</li> <li>• Team is 10-3 when he scores in double figures in his career</li> <li>• <b>LAST GAME:</b> 8 pts, 4 reb, 2 stl, 1 ast in 18 min at Alabama</li> </ul>	<table border="1"> <thead> <tr> <th>Career-Highs</th> </tr> </thead> <tbody> <tr> <td>Pts _____ 16</td> </tr> <tr> <td>Reb _____ 8</td> </tr> <tr> <td>Ast _____ 3</td> </tr> <tr> <td>Stl _____ 5</td> </tr> <tr> <td>Min _____ 30</td> </tr> </tbody> </table>	Career-Highs	Pts _____ 16	Reb _____ 8	Ast _____ 3	Stl _____ 5	Min _____ 30
GP-GS	PPG	RPG	APG	FG%	FT%																										
2018-19	29-3	7.2	3.5	0.6	.450	.615																									
Career	63-6	6.2	2.9	0.4	.435	.600																									
Career-Highs																															
Pts _____ 16																															
Reb _____ 8																															
Ast _____ 3																															
Stl _____ 5																															
Min _____ 30																															
	<b>5</b>	<b>CHUMA OKEKE</b>	<table border="1"> <thead> <tr> <th>GP-GS</th> <th>PPG</th> <th>RPG</th> <th>APG</th> <th>FG%</th> <th>FT%</th> </tr> </thead> <tbody> <tr> <td>2018-19</td> <td>30-30</td> <td>11.5</td> <td>6.8</td> <td>2.0</td> <td>.494</td> <td>.710</td> </tr> <tr> <td>Career</td> <td>64-30</td> <td>9.4</td> <td>6.3</td> <td>1.5</td> <td>.478</td> <td>.694</td> </tr> </tbody> </table>	GP-GS	PPG	RPG	APG	FG%	FT%	2018-19	30-30	11.5	6.8	2.0	.494	.710	Career	64-30	9.4	6.3	1.5	.478	.694	<p>SO » F » 6-8 » 230 » Atlanta, Ga. » Westlake HS</p> <ul style="list-style-type: none"> <li>• Double figures in 14 of last 15 games (13.1 ppg, 7.5 rpg, 1.3 spg)</li> <li>• 12.2 ppg, 7.2 rpg, 48% FG, 38% 3-pt, 72% FT in SEC games this year</li> <li>• <b>LAST GAME:</b> 17 pts, 14 reb, 3 ast, 1 blk, 1 stl in 32 min at Alabama</li> </ul>	<table border="1"> <thead> <tr> <th>Career-Highs</th> </tr> </thead> <tbody> <tr> <td>Pts _____ 23</td> </tr> <tr> <td>Reb _____ 14 (2x)</td> </tr> <tr> <td>Ast _____ 5 (2x)</td> </tr> <tr> <td>Blk _____ 3 (2x)</td> </tr> <tr> <td>Min _____ 36</td> </tr> </tbody> </table>	Career-Highs	Pts _____ 23	Reb _____ 14 (2x)	Ast _____ 5 (2x)	Blk _____ 3 (2x)	Min _____ 36
GP-GS	PPG	RPG	APG	FG%	FT%																										
2018-19	30-30	11.5	6.8	2.0	.494	.710																									
Career	64-30	9.4	6.3	1.5	.478	.694																									
Career-Highs																															
Pts _____ 23																															
Reb _____ 14 (2x)																															
Ast _____ 5 (2x)																															
Blk _____ 3 (2x)																															
Min _____ 36																															
	<b>10</b>	<b>SAMIR DOUGHTY</b>	<table border="1"> <thead> <tr> <th>GP-GS</th> <th>PPG</th> <th>RPG</th> <th>APG</th> <th>FG%</th> <th>FT%</th> </tr> </thead> <tbody> <tr> <td>2018-19</td> <td>30-30</td> <td>7.2</td> <td>3.4</td> <td>1.8</td> <td>.469</td> <td>.865</td> </tr> <tr> <td>Career</td> <td>65-45</td> <td>8.2</td> <td>3.5</td> <td>2.0</td> <td>.432</td> <td>.791</td> </tr> </tbody> </table>	GP-GS	PPG	RPG	APG	FG%	FT%	2018-19	30-30	7.2	3.4	1.8	.469	.865	Career	65-45	8.2	3.5	2.0	.432	.791	<p>JR » G » 6-4 » 195 » Philadelphia, Pa. » VCU</p> <ul style="list-style-type: none"> <li>• 8.3 ppg, 4.0 rpg, 1.6 spg, 50% FG, 44% 3-pt in games won this year</li> <li>• 87% FT; AU season record is 88% by Eddie Johnson (1974-75)</li> <li>• <b>LAST GAME:</b> 7 pts, 5 reb, 3 stl in 22 min at Alabama</li> </ul>	<table border="1"> <thead> <tr> <th>Career-Highs</th> </tr> </thead> <tbody> <tr> <td>Pts _____ 23</td> </tr> <tr> <td>Reb _____ 10</td> </tr> <tr> <td>Ast _____ 10</td> </tr> <tr> <td>Stl _____ 4 (2x)</td> </tr> <tr> <td>Min _____ 35</td> </tr> </tbody> </table>	Career-Highs	Pts _____ 23	Reb _____ 10	Ast _____ 10	Stl _____ 4 (2x)	Min _____ 35
GP-GS	PPG	RPG	APG	FG%	FT%																										
2018-19	30-30	7.2	3.4	1.8	.469	.865																									
Career	65-45	8.2	3.5	2.0	.432	.791																									
Career-Highs																															
Pts _____ 23																															
Reb _____ 10																															
Ast _____ 10																															
Stl _____ 4 (2x)																															
Min _____ 35																															
	<b>12</b>	<b>J'VON MCCORMICK</b>	<table border="1"> <thead> <tr> <th>GP-GS</th> <th>PPG</th> <th>RPG</th> <th>APG</th> <th>FG%</th> <th>FT%</th> </tr> </thead> <tbody> <tr> <td>2018-19</td> <td>29-0</td> <td>3.2</td> <td>0.9</td> <td>1.4</td> <td>.529</td> <td>.556</td> </tr> <tr> <td>Career</td> <td>29-0</td> <td>3.2</td> <td>0.9</td> <td>1.4</td> <td>.529</td> <td>.556</td> </tr> </tbody> </table>	GP-GS	PPG	RPG	APG	FG%	FT%	2018-19	29-0	3.2	0.9	1.4	.529	.556	Career	29-0	3.2	0.9	1.4	.529	.556	<p>JR » G » 6-0 » 175 » New Orleans, La. » Lee College</p> <ul style="list-style-type: none"> <li>• Career-highs in pts (14) and stl (3) at NC State</li> <li>• Team is 16-2 when he plays 10+ min.</li> <li>• <b>LAST GAME:</b> 4 pts, 2-3 FG in 14 min at Alabama</li> </ul>	<table border="1"> <thead> <tr> <th>Career-Highs</th> </tr> </thead> <tbody> <tr> <td>Pts _____ 14</td> </tr> <tr> <td>Reb _____ 4 (2x)</td> </tr> <tr> <td>Ast _____ 4 (3x)</td> </tr> <tr> <td>Stl _____ 3 (4x)</td> </tr> <tr> <td>Min _____ 22</td> </tr> </tbody> </table>	Career-Highs	Pts _____ 14	Reb _____ 4 (2x)	Ast _____ 4 (3x)	Stl _____ 3 (4x)	Min _____ 22
GP-GS	PPG	RPG	APG	FG%	FT%																										
2018-19	29-0	3.2	0.9	1.4	.529	.556																									
Career	29-0	3.2	0.9	1.4	.529	.556																									
Career-Highs																															
Pts _____ 14																															
Reb _____ 4 (2x)																															
Ast _____ 4 (3x)																															
Stl _____ 3 (4x)																															
Min _____ 22																															
	<b>20</b>	<b>MYLES PARKER</b>	<table border="1"> <thead> <tr> <th>GP-GS</th> <th>PPG</th> <th>RPG</th> <th>APG</th> <th>FG%</th> <th>FT%</th> </tr> </thead> <tbody> <tr> <td>2018-19</td> <td>12-0</td> <td>0.7</td> <td>0.1</td> <td>0.0</td> <td>.231</td> <td>.500</td> </tr> <tr> <td>Career</td> <td>12-0</td> <td>0.7</td> <td>0.1</td> <td>0.0</td> <td>.231</td> <td>.500</td> </tr> </tbody> </table>	GP-GS	PPG	RPG	APG	FG%	FT%	2018-19	12-0	0.7	0.1	0.0	.231	.500	Career	12-0	0.7	0.1	0.0	.231	.500	<p>FR » F » 6-8 » 200 » Madison, Ala. » Madison Academy</p> <ul style="list-style-type: none"> <li>• Made first appearance in Auburn uniform vs. South Alabama</li> <li>• Lengthy forward with potential to contribute early in career</li> <li>• <b>LAST GAME:</b> DNP at Alabama</li> </ul>	<table border="1"> <thead> <tr> <th>Career-Highs</th> </tr> </thead> <tbody> <tr> <td>Pts _____ 3</td> </tr> <tr> <td>Reb _____ 0</td> </tr> <tr> <td>Ast _____ 0</td> </tr> <tr> <td>Stl _____ 1</td> </tr> <tr> <td>Min _____ 6</td> </tr> </tbody> </table>	Career-Highs	Pts _____ 3	Reb _____ 0	Ast _____ 0	Stl _____ 1	Min _____ 6
GP-GS	PPG	RPG	APG	FG%	FT%																										
2018-19	12-0	0.7	0.1	0.0	.231	.500																									
Career	12-0	0.7	0.1	0.0	.231	.500																									
Career-Highs																															
Pts _____ 3																															
Reb _____ 0																															
Ast _____ 0																															
Stl _____ 1																															
Min _____ 6																															
	<b>22</b>	<b>WILL MACOY</b>	<table border="1"> <thead> <tr> <th>GP-GS</th> <th>PPG</th> <th>RPG</th> <th>APG</th> <th>FG%</th> <th>FT%</th> </tr> </thead> <tbody> <tr> <td>2018-19</td> <td>11-0</td> <td>0.5</td> <td>0.1</td> <td>0.1</td> <td>.200</td> <td>.600</td> </tr> <tr> <td>Career</td> <td>25-0</td> <td>0.6</td> <td>0.2</td> <td>0.1</td> <td>.250</td> <td>.556</td> </tr> </tbody> </table>	GP-GS	PPG	RPG	APG	FG%	FT%	2018-19	11-0	0.5	0.1	0.1	.200	.600	Career	25-0	0.6	0.2	0.1	.250	.556	<p>JR » G » 6-4 » 200 » Birmingham, Ala. » Vestavia Hills HS</p> <ul style="list-style-type: none"> <li>• Earned scholarship in locker room following win vs. Georgia (1/12)</li> <li>• Played in 25 career games</li> <li>• <b>LAST GAME:</b> DNP at Alabama</li> </ul>	<table border="1"> <thead> <tr> <th>Career-Highs</th> </tr> </thead> <tbody> <tr> <td>Pts _____ 8</td> </tr> <tr> <td>Reb _____ 1 (4x)</td> </tr> <tr> <td>Ast _____ 1</td> </tr> <tr> <td>Stl _____ 1 (3x)</td> </tr> <tr> <td>Min _____ 5</td> </tr> </tbody> </table>	Career-Highs	Pts _____ 8	Reb _____ 1 (4x)	Ast _____ 1	Stl _____ 1 (3x)	Min _____ 5
GP-GS	PPG	RPG	APG	FG%	FT%																										
2018-19	11-0	0.5	0.1	0.1	.200	.600																									
Career	25-0	0.6	0.2	0.1	.250	.556																									
Career-Highs																															
Pts _____ 8																															
Reb _____ 1 (4x)																															
Ast _____ 1																															
Stl _____ 1 (3x)																															
Min _____ 5																															
	<b>24</b>	<b>ANFERNEE MCLEMORE</b>	<table border="1"> <thead> <tr> <th>GP-GS</th> <th>PPG</th> <th>RPG</th> <th>BPG</th> <th>FG%</th> <th>FT%</th> </tr> </thead> <tbody> <tr> <td>2018-19</td> <td>30-25</td> <td>7.3</td> <td>4.3</td> <td>1.3</td> <td>.459</td> <td>.600</td> </tr> <tr> <td>Career</td> <td>89-47</td> <td>6.7</td> <td>4.6</td> <td>1.7</td> <td>.537</td> <td>.644</td> </tr> </tbody> </table>	GP-GS	PPG	RPG	BPG	FG%	FT%	2018-19	30-25	7.3	4.3	1.3	.459	.600	Career	89-47	6.7	4.6	1.7	.537	.644	<p>JR » F » 6-7 » 220 » Warwick, Ga. » Worth County HS</p> <ul style="list-style-type: none"> <li>• 7.5 ppg, 10.0 rpg, 63% FG, 50% 3-pt in career vs. Tennessee</li> <li>• 5th career blocks list (149); 6 behind teammate Horace Spencer</li> <li>• <b>LAST GAME:</b> 5 pts, 2 reb, 2 blk, 1 stl in 24 min at Alabama</li> </ul>	<table border="1"> <thead> <tr> <th>Career-Highs</th> </tr> </thead> <tbody> <tr> <td>Pts _____ 19 (3x)</td> </tr> <tr> <td>Reb _____ 13</td> </tr> <tr> <td>Ast _____ 2 (3x)</td> </tr> <tr> <td>Blk _____ 6</td> </tr> <tr> <td>Min _____ 30</td> </tr> </tbody> </table>	Career-Highs	Pts _____ 19 (3x)	Reb _____ 13	Ast _____ 2 (3x)	Blk _____ 6	Min _____ 30
GP-GS	PPG	RPG	BPG	FG%	FT%																										
2018-19	30-25	7.3	4.3	1.3	.459	.600																									
Career	89-47	6.7	4.6	1.7	.537	.644																									
Career-Highs																															
Pts _____ 19 (3x)																															
Reb _____ 13																															
Ast _____ 2 (3x)																															
Blk _____ 6																															
Min _____ 30																															
	<b>41</b>	<b>COLE BLACKSTOCK</b>	<table border="1"> <thead> <tr> <th>GP-GS</th> <th>PPG</th> <th>RPG</th> <th>BPG</th> <th>FG%</th> <th>FT%</th> </tr> </thead> <tbody> <tr> <td>2018-19</td> <td>10-0</td> <td>0.4</td> <td>0.5</td> <td>0.2</td> <td>.000</td> <td>.667</td> </tr> <tr> <td>Career</td> <td>31-0</td> <td>0.4</td> <td>0.4</td> <td>0.1</td> <td>.333</td> <td>.846</td> </tr> </tbody> </table>	GP-GS	PPG	RPG	BPG	FG%	FT%	2018-19	10-0	0.4	0.5	0.2	.000	.667	Career	31-0	0.4	0.4	0.1	.333	.846	<p>SR » F » 6-9 » 260 » Killen, Ala. » Brooks HS</p> <ul style="list-style-type: none"> <li>• Earned scholarship in locker room following win vs. Georgia (1/12)</li> <li>• Appeared in 31 career games</li> <li>• <b>LAST GAME:</b> DNP at Alabama</li> </ul>	<table border="1"> <thead> <tr> <th>Career-Highs</th> </tr> </thead> <tbody> <tr> <td>Pts _____ 3</td> </tr> <tr> <td>Reb _____ 2 (3x)</td> </tr> <tr> <td>Ast _____ 1</td> </tr> <tr> <td>Blk _____ 1 (3x)</td> </tr> <tr> <td>Min _____ 5</td> </tr> </tbody> </table>	Career-Highs	Pts _____ 3	Reb _____ 2 (3x)	Ast _____ 1	Blk _____ 1 (3x)	Min _____ 5
GP-GS	PPG	RPG	BPG	FG%	FT%																										
2018-19	10-0	0.4	0.5	0.2	.000	.667																									
Career	31-0	0.4	0.4	0.1	.333	.846																									
Career-Highs																															
Pts _____ 3																															
Reb _____ 2 (3x)																															
Ast _____ 1																															
Blk _____ 1 (3x)																															
Min _____ 5																															
	<b>50</b>	<b>AUSTIN WILEY</b>	<table border="1"> <thead> <tr> <th>GP-GS</th> <th>PPG</th> <th>RPG</th> <th>BPG</th> <th>FG%</th> <th>FT%</th> </tr> </thead> <tbody> <tr> <td>2018-19</td> <td>21-5</td> <td>8.2</td> <td>4.9</td> <td>1.4</td> <td>.561</td> <td>.584</td> </tr> <tr> <td>Career</td> <td>44-27</td> <td>8.5</td> <td>4.8</td> <td>1.4</td> <td>.573</td> <td>.529</td> </tr> </tbody> </table>	GP-GS	PPG	RPG	BPG	FG%	FT%	2018-19	21-5	8.2	4.9	1.4	.561	.584	Career	44-27	8.5	4.8	1.4	.573	.529	<p>JR » C » 6-11 » 260 » Hoover, Ala. » Calusa Prep</p> <ul style="list-style-type: none"> <li>• Returned to court after missing 5 games (lower leg injury)</li> <li>• Double-double (17 pts, 10 reb) in first start of 18-19 vs. Murray State</li> <li>• <b>LAST GAME:</b> DNP at Alabama</li> </ul>	<table border="1"> <thead> <tr> <th>Career-Highs</th> </tr> </thead> <tbody> <tr> <td>Pts _____ 25</td> </tr> <tr> <td>Reb _____ 12</td> </tr> <tr> <td>Ast _____ 1 (6x)</td> </tr> <tr> <td>Blk _____ 5 (2x)</td> </tr> <tr> <td>Min _____ 26 (2x)</td> </tr> </tbody> </table>	Career-Highs	Pts _____ 25	Reb _____ 12	Ast _____ 1 (6x)	Blk _____ 5 (2x)	Min _____ 26 (2x)
GP-GS	PPG	RPG	BPG	FG%	FT%																										
2018-19	21-5	8.2	4.9	1.4	.561	.584																									
Career	44-27	8.5	4.8	1.4	.573	.529																									
Career-Highs																															
Pts _____ 25																															
Reb _____ 12																															
Ast _____ 1 (6x)																															
Blk _____ 5 (2x)																															
Min _____ 26 (2x)																															

## 2018-19 NUMERICAL ROSTER

No.	Name	Pos.	Ht.	Wt.	Cl.	Hometown (Last School)
0	Horace Spencer	F	6-8	225	Sr.	Philadelphia, Pa. (Findlay Prep)
1	Jared Harper	G	6-0	175	Jr.	Mableton, Ga. (Pebblebrook)
2	Bryce Brown	G	6-3	198	Sr.	Stone Mountain, Ga. (Tucker)
3	Danjel Purifoy	F	6-7	230	Jr.	Centreville, Ala. (Hargrave Military Academy)
4	Malik Dunbar	G/F	6-6	230	Sr.	North Augusta, S.C. (College of Central Florida)
5	Chuma Okeke	F	6-8	230	So.	Atlanta, Ga. (Westlake)
10	Samir Doughty	G	6-4	195	Jr.	Philadelphia, Pa. (VCU)
12	J'Von McCormick	G	6-0	175	Jr.	New Orleans, La. (Lee College)
14	Preston Cook	G	6-4	190	Fr.	Auburn, Ala. (Auburn)
20	Myles Parker	F	6-8	200	Fr.	Madison, Ala. (Madison Academy)
21	Devontae Williams	G	6-5	215	Jr.	Opp, Ala. (Opp)
22	Will Macoy	G	6-4	200	Jr.	Birmingham, Ala. (Vestavia Hills)
23	Jamal Johnson*	G	6-4	185	So.	Birmingham, Ala. (Memphis)
24	Anfernee McLemore	F	6-7	220	Jr.	Warwick, Ga. (Worth County)
33	Chase Maasdorp	G	6-0	170	Fr.	Lakewood Ranch, Fla. (The Out-of-Door Academy)
41	Cole Blackstock	F	6-9	260	Sr.	Killen, Ala. (Brooks)
50	Austin Wiley	C	6-11	260	Jr.	Hoover, Ala. (Calusa Prep)
54	Thomas Collier	F	6-9	215	Jr.	Birmingham, Ala. (Briarwood Christian)

\* will redshirt 2018-19 season after transferring and have three years of eligibility remaining

- Head Coach:** Bruce Pearl (5th season)
- Assistant Coach:** Ira Bowman (1st season)
- Assistant Coach:** Wes Flanigan (1st season)
- Assistant Coach:** Steven Pearl (5th season)
- Director of Operations:** Chad Prewett (5th season)
- Assistant Director of Operations:** Mike Burgomaster (3rd season)
- Athletic Trainer:** Clark Pearson (10th season)
- Strength & Conditioning Coach:** Damon Davis (10th season)
- Video Coordinator:** Ian Borders (1st season)

## 2018-19 ALPHABETICAL ROSTER

No.	Name	Pos.	Ht.	Wt.	Cl.	Hometown (Last School)
41	Cole Blackstock	F	6-9	260	Sr.	Killen, Ala. (Brooks)
2	Bryce Brown	G	6-3	198	Sr.	Stone Mountain, Ga. (Tucker)
54	Thomas Collier	F	6-9	215	Jr.	Birmingham, Ala. (Briarwood Christian)
14	Preston Cook	G	6-4	190	Fr.	Auburn, Ala. (Auburn)
10	Samir Doughty	G	6-4	195	Jr.	Philadelphia, Pa. (VCU)
4	Malik Dunbar	G/F	6-6	230	Sr.	North Augusta, S.C. (College of Central Florida)
1	Jared Harper	G	6-0	175	Jr.	Mableton, Ga. (Pebblebrook)
23	Jamal Johnson*	G	6-4	185	So.	Birmingham, Ala. (Memphis)
22	Will Macoy	G	6-4	200	Jr.	Birmingham, Ala. (Vestavia Hills)
33	Chase Maasdorp	G	6-0	170	Fr.	Lakewood Ranch, Fla. (The Out-of-Door Academy)
12	J'Von McCormick	G	6-0	175	Jr.	New Orleans, La. (Lee College)
24	Anfernee McLemore	F	6-7	220	Jr.	Warwick, Ga. (Worth County)
0	Horace Spencer	F	6-8	225	Sr.	Philadelphia, Pa. (Findlay Prep)
5	Chuma Okeke	F	6-8	230	So.	Atlanta, Ga. (Westlake)
20	Myles Parker	F	6-8	200	Fr.	Madison, Ala. (Madison Academy)
3	Danjel Purifoy	F	6-7	230	Jr.	Centreville, Ala. (Hargrave Military Academy)
50	Austin Wiley	C	6-11	260	Jr.	Hoover, Ala. (Calusa Prep)
21	Devontae Williams	G	6-5	215	Jr.	Opp, Ala. (Opp)

## ROSTER BY CLASS

- Freshmen (3)**  
Preston Cook, Chase Maasdorp, Myles Parker
- Sophomores (2)**  
Jamal Johnson, Chuma Okeke
- Juniors (9)**  
Thomas Collier, Samir Doughty, Jared Harper, Will Macoy, J'Von McCormick, Anfernee McLemore, Danjel Purifoy, Austin Wiley, Devontae Williams
- Seniors (4)**  
Cole Blackstock, Bryce Brown, Malik Dunbar, Horace Spencer

## PRONUNCIATION GUIDE

- SAMIR DOUGHTY** SAH-meer DOW-tee
- MALIK** Dunbar Muh-LEEK
- J'VON** McCormick JAY-vahn
- ANFERNEE** McLemore ANN-fur-knee
- CHUMA OKEKE** CHOO-muh oh-KEE-KEE
- DANJEL PURIFOY** DAN-jel PURE-a-foy
- HORACE** Spencer HOR-us
- MAASDORP** CHASE MAAHS-doorp

## QUICK FACTS

### UNIVERSITY INFORMATION

Location \_\_\_\_\_ Auburn, Ala.  
 Founded \_\_\_\_\_ 1856  
 Enrollment \_\_\_\_\_ 25,469  
 Nickname \_\_\_\_\_ Tigers  
 Colors \_\_\_\_\_ Burnt Orange and Navy Blue  
 Conference \_\_\_\_\_ Southeastern (SEC)

### ADMINISTRATION

President \_\_\_\_\_ Dr. Steven Leath  
 Director of Athletics \_\_\_\_\_ Allen Greene  
 Athletics Phone \_\_\_\_\_ 855-282-2010

### BASKETBALL STAFF INFORMATION

Head Coach \_\_\_\_\_ Bruce Pearl  
 Alma Mater \_\_\_\_\_ Boston College '82  
 Career Record \_\_\_\_\_ 553-216 (.719)  
 Seasons \_\_\_\_\_ 24th  
 Record at Auburn \_\_\_\_\_ 91-71 (.562)  
 Seasons \_\_\_\_\_ 5th  
 Assistant Coach \_\_\_\_\_ Ira Bowman  
 Alma Mater \_\_\_\_\_ Penn '96  
 Assistant Coach \_\_\_\_\_ Wes Flanigan  
 Alma Mater \_\_\_\_\_ Auburn '97  
 Assistant Coach \_\_\_\_\_ Steven Pearl  
 Alma Mater \_\_\_\_\_ Tennessee '10  
 Director of Operations \_\_\_\_\_ Chad Prewett  
 Alma Mater \_\_\_\_\_ Troy State '94  
 Assistant Director of Ops \_\_\_\_\_ Mike Burgomaster  
 Alma Mater \_\_\_\_\_ Miami '16  
 Athletic Trainer \_\_\_\_\_ Clark Pearson  
 Alma Mater \_\_\_\_\_ Kentucky '96  
 Strength & Conditioning Coach \_\_\_\_\_ Damon Davis  
 Alma Mater \_\_\_\_\_ Western Illinois '03  
 Video Coordinator \_\_\_\_\_ Ian Borders  
 Alma Mater \_\_\_\_\_ Louisville '07

### PROGRAM INFORMATION

First Year of Basketball \_\_\_\_\_ 1905-06  
 All-Time Record \_\_\_\_\_ 1340-1188-1 (.530)  
 All-Time SEC Record \_\_\_\_\_ 609-742 (.451)  
 SEC Championships \_\_\_\_\_ 3 (1960, 1999, 2018)  
 SEC Tournament Titles \_\_\_\_\_ 1 (1985)  
 NCAA Tournament Appearances \_\_\_\_\_ 9  
 NCAA Tournament Record \_\_\_\_\_ 13-9  
 All-Americans \_\_\_\_\_ 13  
 All-SEC Selections \_\_\_\_\_ 91

### TEAM INFORMATION

2017-18 Record \_\_\_\_\_ 26-8  
 SEC Record / Finish \_\_\_\_\_ 13-5 / 1st  
 Home / Away / Neutral \_\_\_\_\_ 15-1 / 7-4 / 4-3  
 Associated Press Final Ranking \_\_\_\_\_ 19  
 USA Today Final Ranking \_\_\_\_\_ 23  
 Letterwinners Returning / Lost \_\_\_\_\_ 11 / 4  
 Starters Returning / Lost \_\_\_\_\_ 3 / 2  
 Newcomers \_\_\_\_\_ 2

### ATHLETICS COMMUNICATIONS

Associate AD \_\_\_\_\_ Kirk Sampson  
 Assistant Director (MBB Contact) \_\_\_\_\_ Cody Voga  
 Cell \_\_\_\_\_ 334-750-9023  
 Email \_\_\_\_\_ voga@auburn.edu

### SOCIAL MEDIA

Instagram \_\_\_\_\_ @AuburnMBB / @AuburnTigers  
 Twitter \_\_\_\_\_ @AuburnMBB / @AuburnTigers  
 Facebook \_\_\_\_\_ @AuburnMBB / @AuburnTigers  
 Hashtags \_\_\_\_\_ #WarEagle / #UnfinishedBusiness

**BRUCE PEARL**

Head Coach  
5th year at Auburn • 91-71  
24th year overall • 553-216



- 7 National Coach of the Year Awards
- 2006 Basketball Times, CBSsportsline, Sporting News National Coach of the Year
- 2008 SEC Co-Coach of the Year
- 2008 Rupp Cup Co-winner
- 2006 & 2008 AP SEC Coach of the Year
- Has advanced to postseason play in 19 of 23 years as a head coach
- Set single-season wins records at three different schools (29 at Southern Indiana in 1995; 26 at Wisconsin-Milwaukee in 2005; 31 at Tennessee in 2008)
- Bruce Pearl's teams have led their conference in scoring 17 of the 23 years that he has been a head coach. His squads were the SEC's scoring champion in four of his six seasons at Tennessee, averaging 77.4 ppg while allowing 70.5 ppg
- One of just seven active head coaches who has led his teams to at least 10 NCAA Sweet 16 appearances (10 total)
- Bruce Pearl is ranked second in the SEC among current head coaches in career winning percentage (.718), fifth in winning percentage as a SEC head coach (.622), fifth in average wins per year as a SEC head coach (21.0) and fifth in SEC games only win pct. (.540, 81-70)
- Bruce Pearl is the 11th coach in SEC history to win four conference crowns (overall or division) in a 10-year span. He is on the same list as Adolph Rupp (UK), Babe McCarthy (MSU), Billy Donovan (UF), Dale Brown (LSU), Joe Hall (UK), John Calipari (UK), Nolan Richardson (ARK), Rick Pitino (UK), Rick Stansbury (MSU) and Tubby Smith (UK)
- Auburn sold out of season tickets for the fourth straight time in 2017-18, all under Pearl, to continue the school record streak. Prior to Pearl, the only other time the Tigers sold out of season tickets came in the 1999-2000 season
- Auburn averaged 8,221 in its 15 home games during the 2017-18 season, which included seven sellouts in the nine SEC games. The 8,221 average is the highest in Auburn Arena history
- In 23 years as a head coach, Bruce Pearl's teams have finished either first or second in conference play 16 times
- At the Division I level, Pearl's teams have topped the 100-point mark 18 times, including a high of 124 in 2009 as well as 121 in the 2007 NCAA Tournament. In his second year as a coach at Southern Indiana the team averaged 101.7 ppg
- In the past two seasons, Auburn has the best non-conference record in the SEC during the regular season at 23-3 (.885), while scheduling perennial NCAA Tournament teams in Dayton, Middle Tennessee, Murray State, Oklahoma, Texas Tech and UConn.

**HEAD COACHING RECORD**

Year	School	Record	Postseason
1992-93	Southern Indiana	22-7	NCAA Region 3rd Place
1993-94	Southern Indiana	28-4	NCAA Runner-Up
1994-95	Southern Indiana	29-4	NCAA Champions
1995-96	Southern Indiana	25-4	NCAA Sweet 16
1996-97	Southern Indiana	23-5	NCAA First Round
1997-98	Southern Indiana	27-6	NCAA Sweet 16
1998-99	Southern Indiana	26-6	NCAA Sweet 16
1999-00	Southern Indiana	25-6	NCAA Sweet 16
2000-01	Southern Indiana	26-4	NCAA First Round
<b>Total</b>		<b>231-46</b>	
2001-02	Milwaukee	16-13	-
2002-03	Milwaukee	24-8	NCAA First Round
2003-04	Milwaukee	20-11	NIT First Round
2004-05	Milwaukee	26-6	NCAA Sweet 16
<b>Total</b>		<b>86-38</b>	
2005-06	Tennessee	22-8	NCAA Second Round
2006-07	Tennessee	24-11	NCAA Sweet 16
2007-08	Tennessee	31-5	NCAA Sweet 16
2008-09	Tennessee	21-13	NCAA First Round
2009-10	Tennessee	28-9	NCAA Elite Eight
2010-11	Tennessee	19-15	NCAA First Round
<b>Total</b>		<b>145-61</b>	
2014-15	Auburn	15-20	-
2015-16	Auburn	11-20	-
2016-17	Auburn	18-14	-
2017-18	Auburn	26-8	NCAA Second Round
2018-19	Auburn	21-9	
<b>Total</b>		<b>91-71</b>	
<b>Career</b>		<b>553-216</b>	

- His teams have been just as successful off the court as Auburn has had 18 graduates in four years – the most in the SEC. In 2018, Auburn received an Academic Progress Rate Public Recognition Award marking the first time the Tigers have been honored since the award began tracking data in 2004. The NCAA annually honors teams earning multiyear Academic Progress Rates in the top 10 percent of all squads in each sport.
- Auburn recently secured its third perfect APR score of 1,000 in mid-May, something that has never been accomplished in program history.
- In the past four years, Auburn men's basketball has averaged an APR of 995 (out of 1,000). In the previous four seasons before Pearl and his staff arrived, Auburn's APR average score was 940.
- Bruce Pearl has raised \$1 million in only four golf tournaments at Auburn. Pearl and his wife, Brandy, have remarkably raised \$770,000 in the last three years benefitting Children's Harbor in Birmingham through the Bruce Pearl Fore the Children Golf Classic. The mission of Children's Harbor is to help children with serious illness and their families. Over \$200,000 was raised in the Bruce, Barkley & Basketball Golf Classic Oct. 23-24, 2016, benefitting the Auburn Basketball program.
- Pearl started AURLIVE at Auburn in 2015-16 to benefit cancer patients in the fight to beat cancer. AURLIVE raises the awareness of cancer prevention and detection while t-shirt sales and donations raise money to benefit cancer patients. He initiated the AURLIVE program in 2009 at Tennessee in recognition of former Vol Chris Lofton, who beat testicular cancer through early diagnosis and treatment and went on to play the entire 2007-08 season while recovering from his battle with the disease.
- The Bruce Pearl Family Foundation in conjunction with L5 Foundation, an organization dedicated to addressing the essential and basic needs of cancer patients, donated \$20,000 to five charities in a ceremony in Knoxville in August 2015.
- The Pearl family announced on Feb. 27, 2007, a \$100,000 donation to endow a scholarship in the name of former Tennessee player Dane Bradshaw. The Dane Bradshaw Athletic Scholarship Endowment is awarded to the male or female student-athlete at UT who best epitomizes the characteristics of the 2006-07 senior captain.

## TOP PERFORMANCES UNDER PEARL AT AUBURN

## MOST POINTS TEAM

- 119, vs. Northwestern State (Nov. 27, 2015)  
119, vs. Winthrop (Nov. 24, 2017)
- 117, vs. Coastal Carolina (Dec. 15, 2016)
- 105, vs. Louisiana (Nov. 21, 2014)
- 103, vs. Mississippi College (Nov. 14, 2018)**

## MOST POINTS INDIVIDUAL

- 34, Bryce Brown vs. Dayton (Dec. 8, 2018)**
- 31, Bryce Brown vs. Norfolk State (Nov. 10, 2017)  
31, Mustapha Heron vs. Winthrop (Nov. 24, 2017)  
**31, Jared Harper at UAB (Dec. 15, 2018)**
- 29, Antoine Mason at Kentucky (Feb. 21, 2015)  
29, KT Harrell vs. LSU (Mar. 13, 2015)  
29, Bryce Brown vs. South Carolina (Mar. 3, 2018)

## MOST REBOUNDS TEAM

- 66, vs. Mississippi College (Nov. 14, 2018)**
- 52, vs. Gardner-Webb (Dec. 6, 2017)
- 51, vs. Eastern Kentucky (Nov. 17, 2016)  
51, at UConn (Dec. 23, 2016)
- 50, at Texas A&M (Jan. 16, 2019)**

## MOST REBOUNDS INDIVIDUAL

- 19, Cinmeon Bowers at Middle Tennessee (Dec. 12, 2015)
- 18, Cinmeon Bowers vs. Alabama (Jan. 19, 2016)  
18, Cinmeon Bowers vs. Ole Miss (Feb. 20, 2016)
- 17, Cinmeon Bowers vs. Milwaukee (Nov. 14, 2014)  
17, Cinmeon Bowers vs. Winthrop (Dec. 17, 2014)  
17, Cinmeon Bowers vs. Mississippi State (Jan. 21, 2015)  
**17, Horace Spencer vs. Mississippi College (Nov. 14, 2018)**

## MOST 3-POINTERS TEAM

- 21, vs. Coastal Carolina (Dec. 15, 2016)
- 18, vs. South Alabama (Nov. 6, 2018)**
- 17, vs. Arkansas (Feb. 20, 2019)**  
17, vs. Northwestern State (Nov. 27, 2015)  
17, vs. Vanderbilt (Feb. 3, 2018)

## MOST 3-POINTERS INDIVIDUAL

- 9, Bryce Brown at Arkansas (Feb. 17, 2016)
- 8, Kareem Canty at Middle Tennessee (Dec. 12, 2015)  
8, Bryce Brown vs. South Carolina (Mar. 3, 2018)
- 7, KT Harrell vs. Coastal Carolina (Dec. 5, 2014)  
7, Bryce Brown at Ole Miss (Jan. 9, 2019)

## MOST FT MADE TEAM

- 31, vs. Arkansas (Feb. 10, 2015)  
31, at Arkansas - Feb. 27, 2018)
- 30, at South Carolina (Feb. 17, 2018)
- 29, vs. Georgia (Feb. 24, 2016)  
29, vs. Ole Miss (Jan. 9, 2017)

## MOST FT MADE INDIVIDUAL

- 15, KT Harrell vs. Georgia (Mar. 3, 2015)  
**15, Jared Harper at UAB (Dec. 15, 2018)**
- 14, Jared Harper vs. Ole Miss (Jan. 7, 2017)
- 12, Desean Murray vs. Ole Miss (Jan. 9, 2018)
- 11, Cinmeon Bowers vs. Missouri (Jan. 10, 2015)  
11, KT Harrell vs. Texas A&M (Mar. 12, 2015)  
11, KT Harrell vs. Kentucky (Mar. 14, 2015)  
11, Jared Harper at Arkansas (Feb. 27, 2018)  
11, Austin Wiley vs. Alabama (Jan. 21, 2017)  
11, Jared Harper vs. Oklahoma (Dec. 21, 2016)

## MOST FT ATTEMPTED TEAM

- 42, vs. Eastern Kentucky (Nov. 17, 2016)  
42, vs. Alabama (Jan. 21, 2017)
- 40, vs. Arkansas (Feb. 10, 2015)  
40, vs. Alabama (Jan. 19, 2016)
- 39, vs. Milwaukee (Nov. 14, 2014)  
39, vs. Georgia (Feb. 24, 2016)  
39, vs. Georgia State (Nov. 14, 2016)  
39, at South Carolina (Jan. 24, 2017)  
39, vs. Florida (Feb. 14, 2017)

## MOST FT ATTEMPTED INDIVIDUAL

- 18, Cinmeon Bowers vs. Missouri (Jan. 10, 2015)  
18, KT Harrell vs. LSU (Mar. 13, 2015)  
18, Austin Wiley vs. Alabama (Jan. 21, 2017)
- 17, Jared Harper vs. Ole Miss (Jan. 7, 2017)
- 16, Cinmeon Bowers vs. LSU (Feb. 2, 2016)  
**16, Jared Harper at UAB (Dec. 15, 2018)**

## MOST ASSISTS TEAM

- 25, vs. Saint Peter's (Nov. 28, 2018)**
- 24, vs. South Alabama (Nov. 6, 2018)**
- 23, vs. Northwestern State (Nov. 27, 2015)  
23, vs. USC Upstate (Nov. 29, 2016)  
23, at TCU (Jan. 28, 2017)  
**23, vs. North Florida (Dec. 29, 2018)**

## MOST ASSISTS INDIVIDUAL

- 14, Jared Harper vs. Vanderbilt (Feb. 3, 2018)
- 13, Jared Harper vs. South Alabama (Nov. 6, 2018)**
- 10, Kareem Canty vs. Northwestern State (Nov. 27, 2015)  
10, Jared Harper vs. Gardner-Webb (Dec. 6, 2017)  
**10, Jared Harper vs. Murray State (Dec. 22, 2018)**  
**10, Jared Harper vs. North Florida (Dec. 29, 2018)**

## MOST STEALS TEAM

- 20, vs. North Florida (Dec. 29, 2018)**
- 16, vs. Saint Peter's (Nov. 28, 2018)**
- 14, vs. Georgia (Jan. 20, 2018)  
14, vs. Alabama (Feb. 21, 2018)  
**14, vs. Mississippi College (Nov. 14, 2018)**

## MOST STEALS INDIVIDUAL

- 5, K.C. Ross-Miller vs. Oregon State (Nov. 26, 2014)  
5, K.C. Ross-Miller vs. Middle Tennessee (Dec. 29, 2014)  
5, Antoine Mason at LSU (Feb. 5, 2015)  
**5, Malik Dunbar vs. UNC Asheville (Dec. 4, 2018)**  
**5, Chuma Okeke vs. Murray State (Dec. 22, 2018)**  
**5, Chuma Okeke vs. North Florida (Dec. 29, 2018)**

## MOST BLOCKS TEAM

- 12, at Missouri (Jan. 10, 2017)  
**12, vs. UNC Asheville (Dec. 4, 2018)**
- 11, vs. Boston College (Dec. 12, 2016)  
10, vs. Gardner-Webb (Dec. 6, 2017)  
10, at Murray St. (Dec. 19, 2017)  
10, vs. Cornell (Dec. 30, 2017)

## MOST BLOCKS INDIVIDUAL

- 7, Horace Spencer at Arkansas (Feb. 17, 2016)
- 6, Horace Spencer vs. Oklahoma State (Jan. 30, 2016)  
6, Horace Spencer vs. Boston College (Dec. 12, 2016)  
6, Anfernee McLemore vs. Gardner-Webb (Dec. 6, 2017)  
6, Anfernee McLemore at Missouri (Jan. 24, 2018)

**SEC TOURNAMENT SCENARIOS**

**Auburn would get the No. 4 seed if...**

» Auburn wins and South Carolina loses

**Auburn would get the No. 5 seed if...**

» Auburn wins and South Carolina wins  
OR

» Auburn loses, South Carolina wins, Florida wins, Mississippi State loses and Ole Miss loses

**Auburn would get the No. 6 seed if...**

» Auburn loses, South Carolina wins, Florida wins, Ole Miss wins and Mississippi State loses  
OR

» Auburn loses, South Carolina wins, Florida loses, Ole Miss loses and Mississippi State wins  
OR

» Auburn loses, South Carolina loses, Florida wins, Ole Miss loses and Mississippi State wins

**Auburn would get the No. 7 seed if...**

» Auburn loses, South Carolina loses, Florida wins, Ole Miss wins and Mississippi State wins  
OR

» Auburn loses, South Carolina wins, Florida loses, Ole Miss wins and Mississippi State wins  
OR

» Auburn loses, South Carolina loses, Florida wins, Ole Miss wins and Mississippi State loses

**AUBURN VS. TENNESSEE SERIES**

» This is the 118th meeting all-time between Auburn and Tennessee with the Volunteers holding a 78-39 advantage. The Tigers won the last game between the two teams 94-84 in Knoxville to open SEC play last season as the two teams went on to split the SEC regular-season title, the third in Auburn history (1960, 1999, 2018).

» The Tigers lead the series 27-24 in Auburn, but Tennessee holds a 4-1 record at Auburn Arena since the facility opened for the 2010-11 season. Prior to 2011, Auburn had won 13 of the last 16 at home in the series.

» Bruce Pearl is 2-4 coaching against Tennessee, who he coached from 2005-11, including 1-1 at Auburn Arena. Pearl was 5-2 at Tennessee in his six-year career coaching against Auburn.

» Pearl is 4-4 against Tennessee head coach Rick Barnes, including a 2-3 record coaching Auburn. The three other games came when Pearl was at Tennessee and Barnes at Texas. Tennessee defeated No. 6 Texas 95-78 in Austin on Dec. 17, 2005. The Vols defeated the Longhorns 111-105 in overtime in Knoxville on Dec. 23, 2006. No. 15 Texas defeated No. 7 Tennessee 97-78 in Newark, N.J., on Nov. 24, 2007, in the Legends Classic.

**LOTTA HISTORY**

» Bruce Pearl, who won six National Coach of the Year awards at Tennessee, led the Volunteers to an average of 25.2 wins per season, an average year-end RPI of 8 and six straight NCAA Tournament appearances. Pearl led Tennessee to the 2008 SEC Championship with a 31-5 record. He reached the NCAA Tournament Elite 8 in 2010 and played in four Sweet 16s in 2005, 2007, 2008 and 2010. Tennessee had 31 SEC Academic Honor Roll selections in Pearl's six seasons.

» Auburn assistant coach Steven Pearl was a four-year letterman for Tennessee from 2007-11. Pearl was a member of Tennessee's 2008 SEC Championship team that finished 31-5 overall, 14-2 in the SEC, reached the Sweet 16 of the NCAA Tournament and was ranked fifth nationally. The Volunteers won back-to-back SEC Eastern Division titles in 2008 and 2009. He also appeared in four NCAA Tournaments with the Vols advancing to the Sweet 16 in 2007 and 2008 and the Elite 8 in 2010. Pearl was a three-time SEC Academic Honor Roll member and graduated from Tennessee with a degree in Marketing and International Business in 2010.

**AUBURN VS. RANKED TEAMS**

» This is Auburn's seventh game of the season against an AP-ranked team. The Tigers are 1-5 in the previous six games with four of the losses coming by eight points or less, defeating #25 Washington 88-66 at Auburn Arena, falling 78-72 to #1 Duke in the Maui Invitational semifinals, losing 82-80 to #12 Kentucky at Auburn Arena, dropping a 92-84 decision at #22 Mississippi State, losing 83-78 at #21 LSU and falling 80-53 at #4 Kentucky.

**PLAYER(S) TO WATCH: THE SENIOR CLASS**

In their final home game inside Auburn Arena, the senior class is looking to go out in style. The 2019 class is made up of Cole Blackstock, Bryce Brown, Malik Dunbar and Horace Spencer. The class has amassed 76 wins, which stands as the sixth-most in program history. The last time the Tigers defeated a top-5 team was 1995 against No. 5 Arkansas.

**TALE OF THE TAPE**



Scoring Offense	79.9	82.4
Scoring Defense	68.1	67.1
Scoring Margin	+11.8	+15.3
FG Pct.	.448	.500
FG Pct. Defense	.426	.390
3-pt. FG Pct.	.375	.353
3-pt. FG Pct. Defense	.342	.330
FT Pct.	.701	.762
Rebounds Per Game	35.6	37.9
Opp. Rebounds Per Game	35.2	34.3
Rebound Margin	+0.4	+3.6
Assists Per Game	14.7	18.7
Turnovers Per Game	12.8	11.2
Opp. Turnovers Per Game	17.8	13.5
Turnover Margin	+5.0	+2.3
Assist/Turnover Ratio	1.1	1.7
Steals Per Game	9.1	6.1
Blocks Per Game	4.9	5.5

**TOTAL +/-**

	Last Game	Season	Avg.
#0 Spencer	-6	+163	+5.4
#1 Harper	+2	+320	+10.7
#2 Brown	-7	+268	+8.9
#3 Purifoy	-2	+24	+1.3
#4 Dunbar	+2	+144	+5.0
#5 Okeke	+8	+310	+10.3
#10 Doughty	+4	+217	+7.2
#12 McCormick	+7	+90	+3.1
#14 Cook	DNP	-2	+0.3
#20 Parker	DNP	+1	+0.1
#21 Williams	DNP	-14	-2.0
#22 Macoy	DNP	-12	-1.1
#24 McLemore	+7	+196	+6.5
#33 Maasdorp	DNP	-28	-2.8
#41 Blackstock	DNP	-13	-1.3
#50 Wiley	DNP	+88	+4.2
#54 Collier	DNP	-10	-1.3

**PRE-GAME QUOTES**

**Head Coach Bruce Pearl**

On Chuma Okeke...  
"Chuma is a great player. Again, he's got great ability inside and out. There's not a matchup out there, offensively or defensively, where he's going to get overwhelmed. One of the things I believe in, I've said this for years, when you play against the best teams on your schedule, your best players have got to play well. Our best players are going to have to play well to beat Tennessee."

**Bryce Brown, G, Sr.**

On progress team has made over his four years...  
"It definitely doesn't feel like that long ago. We try to put that stuff in the past. Those seasons were very hard, playing, just being around campus. But one thing I can say, our fans have been there every bit of the way. They've been very loyal to us. That's one thing I can say about that."



» Auburn is 62-209 (.229) all-time against ranked opponents. The Tigers are 2-9 all-time against teams ranked #5 in the AP poll. Auburn has lost 18 straight games against AP Top-5 teams since its last win over a top-5 opponent, a 104-90 victory over #4 Arkansas in Auburn on Jan. 14, 1995. The Tigers have compiled a 7-56 (.111) record against top-5 opponents.

» Auburn is 41-71 (.366) all-time in home games against ranked opponents, including a 5-20 (.200) mark vs. Top-5 opponents.

**CLOSING TIME**

» Auburn's last three games, all wins, have been decided by six points or less. The Tigers won 78-75 at Georgia on Feb. 27, defeated Mississippi State 80-75 on March 2 and won 66-60 at Alabama on Tuesday. Auburn was 2-5 in games decided by six points or less on the season until its current three-game winning streak. The last time the Tigers won three straight games, all by six points or less, was last year when they knocked off UAB 85-80 on Dec. 9, Middle Tennessee 76-70 at the BJCC on Dec. 16 and won 81-77 at Murray State on Dec. 19.

» If the Auburn-Tennessee game is decided by six points or less, it will be the first time Auburn has played four straight games decided by six points or less since the 2012-13 season when it lost 81-79 to Illinois on Dec. 29 in Chicago, Ill., defeated Florida State 78-72 on Jan. 2, knocked off LSU 68-63 on Jan. 9 and won 74-71 at South Carolina on Jan. 12. If Auburn wins today's game by six points or less, it will be the first time the Tigers have won four straight games, all by six points or less, since the 1985-86 season when they won five straight such games, winning 69-64 against Mississippi State on Feb. 12, 71-69 vs. #18 Alabama on Feb. 15, winning 87-86 in overtime at Georgia on Feb. 19, defeating Ole Miss 75-73 on Feb. 22 and winning 92-86 at LSU on Feb. 26.

**LARGEST COMEBACK OF THE SEASON**

» Auburn defeated Alabama 66-60 after overcoming a 13-point deficit (29-16; 5:23 1H) on Tuesday for its largest comeback of the season. The Tigers' previous largest come-from-behind victory was a seven-point comeback against UAB on Dec. 15 when they won 75-71 in overtime after trailing 45-38 with 11:56 remaining.

» It was also the Tigers' first win of the season in eight games trailing at halftime.

**100 SEC WINS ... AND COUNTING**

» With a win at Vanderbilt on Feb. 16, Auburn head coach Bruce Pearl picked up his 100th SEC win. Pearl became the 23rd coach in conference history to amass 100 victories and just the fifth to accomplish the feat while coaching two schools.

» The other coaches to have 100 SEC wins while leading two programs include C.M. Newton (195, Alabama and Vanderbilt), Tubby Smith (139, Georgia and Kentucky), Don DeVoe (110, Tennessee and Florida) and John Mauer (103, Tennessee and Florida).

» Coach Pearl is one of just two active coaches to tally 100 conference wins in the league, joining Kentucky head coach John Calipari.

**DYNAMIC BACKCOURT**

» Auburn has been led so far this season by its dynamic backcourt of Bryce Brown and Jared Harper. The duo is averaging 30.8 points and 5.9 3-point field goals per game. The pair has been even better in conference play, averaging 31.3 points and 5.9 3-pointers on 40.2 percent shooting from deep. Brown (3.3; 2nd, 40.0; 2nd) and Harper (2.5; 3rd, 38.4; 4th) both rank in the top three in the SEC in 3-point field goals per game and the top four in 3-point field-goal percentage making them the only pair of teammates to hold those statistical rankings in the league. They have made 176 3s - more than 27 DI teams.

**Highest-Scoring Duos in the SEC**

Players	Team	Total Pts	PPG
Williams/Schofield	Tennessee	1,066	35.5
Tyree/Davis	Ole Miss	1,027	34.2
Brown/Harper	Auburn	925	30.8

» The duo has combined for 15 20-point games this season, including Auburn's win over Xavier in the first round of the Maui Invitational when Brown scored 26 and Harper added 25, season highs for each at the time. The pair has each had a 30-plus-point game this season. Against Dayton on Dec. 8, Brown scored a career-high 34 points, including 22 first-half points, on 10-of-18 field goals and 6-of-13 from 3-point range, while Harper added 20 points on 4-of-7 shooting from long range and 6-of-6 from the free-throw line. He also dished out seven assists to just one turnover. In Auburn's win over UAB, Harper scored a career-high 31 points, including 23 of the Tigers' last 30 points over the final 9:23 of regulation and overtime.

» Brown leads the SEC with a 43.4 3-point field-goal percentage and with 3.5 3-point FGM in SEC play, while Harper is tied for fourth making 2.4 3s per game on 36.3 percent shooting.

» Bryce Brown's 34 points vs. Dayton are the most by a Tiger since Toney Douglas scored 38 points against Nicholls State on Nov. 24, 2004, and are tied with Isaiah Joe of Arkansas for the third-most points scored in the SEC this season. He is seventh in the SEC averaging 15.7 ppg, while Harper is ninth at 15.2 points per game.

**KENPOM.COM CORNER**

Adjusted Efficiency Margin		
Value	SEC	NCAA
+21.5	3rd	14th
Adjusted Offensive Efficiency		
Points scored per 100 possessions		
Value	SEC	NCAA
117.1	4th	16th
Adjusted Defensive Efficiency		
Points allowed per 100 possessions		
Value	SEC	NCAA
95.7	4th	37th

**DOWNTOWN BRYCE BROWN**

» Bryce Brown became Auburn's all-time career 3-point king in the Tigers' final game of the Maui Invitational against Arizona passing the old mark of 262 3-pointers by Wesley Person. The record breaker came with 5:00 remaining in the game and gave Auburn a 66-51 lead. Brown has now made 341 career 3-pointers, passing Ole Miss' Chris Warren (334 career 3s; 2008-11) for fifth in SEC history. He has the fifth-most career 3-pointers among all active DI players.

» Brown scored seven points at Alabama on Tuesday becoming the 11th player in Auburn history to reach 1,500 career points. His 1,506 career points are tied with Tennessee's Grant Williams for third among active SEC players. The senior has moved up 22 spots on Auburn's career scoring chart this season.

**All-Time Scoring List (Auburn)**

10.	Marquis Daniels	1999-2003	1,532
11.	<b>Bryce Brown</b>	<b>2015-P</b>	<b>1,506</b>
12.	Scott Pohlman	1997-2001	1,442

» Brown, who has made at least four 3-pointers in 14 of 30 games this season, is the SEC's eighth-leading scorer in conference play at 15.9 points per game and leads the league in SEC play with a 43.4 3-point field-goal percentage and 3.5 made 3s per game. He averaged 20.3 points and hit 13 3s in three games in the Maui

**OFF THE COURT: ANFERNEE MCLEMORE**

Anfernee McLemore is the perfect embodiment of what it means to be a student-athlete at Auburn University. The two-time Academic Top Tiger honoree recently served on the prestigious Southeastern Conference Men's Basketball Leadership Council. He also has logged hours at the "Breakfast Club" where he serves as a role model for young kids in the Auburn community.



Invitational. Brown extended his own Auburn career record with his 24th game with at least five made 3s, including nine this season, against Mississippi State on March 2. He is second in the SEC averaging 3.3 made 3s per game this season. Since the beginning of last season, he is averaging 18.2 points on 50.7 3-point shooting in SEC home games.

» Brown is 341-of-881 (.387) from 3-point range in his career. He has 100 3-pointers on the season, which is tied with Tay Waller for third on Auburn's single-season 3-point field goals list. Brown's three triples at LSU on Feb. 9 gave him 81 on the season, which surpassed his total from his freshman season. He is the only player in school history to have three of Auburn's top 10 seasons for 3FGM and has accounted for two of the four seasons with at least 100 3-pointers in program history as he currently has seasons that rank second, tied for third and tied for ninth. Last season, he made 107 triples, coming within one 3-pointer of Lance Weems' school record, and he set an Auburn freshman record with 78 3-pointers in 2015-16.

**All-Time 3-Pointers Made (SEC)**

1.	Chris Lofton (UT)	2005-08	431
2.	Shan Foster (VU)	2005-08	367
3.	Pat Bradley (AR)	1996-99	366
4.	Allan Houston (UT)	1990-93	346
5.	<b>Bryce Brown (AU)</b>	<b>2015-P</b>	<b>341</b>
6.	Chris Warren (OM)	2008-11	334
7.	Kenny Boynton (UF)	2009-13	333
8.	John Jenkins (VU)	2010-12	306
9.	Ronnie McMahon (VU)	1992-95	296
10.	Scott Draud (VU)	1987-91	288
	Lee Humphrey (UF)	2004-07	288

**All-Time 3-Pointers Made (Auburn)**

1.	<b>Bryce Brown</b>	<b>2015-P</b>	<b>341</b>
2.	Wesley Person	1990-94	262
3.	Lance Weems	1992-96	240
4.	Ronnie Battle	1989-93	236
5.	Frankie Sullivan	2008-13	228
6.	Scott Pohlman	1997-2001	206
7.	<b>Jared Harper</b>	<b>2016-P</b>	<b>191</b>
8.	Tay Waller	2008-10	187
9.	Daymeon Fishback	1996-2000	185
10.	DeWayne Reed	2006-10	184

**GAMEDAY EXPERIENCE: AUBURN ARENA**

Built at a cost of \$86 million, Auburn Arena seats 9,121 fans for basketball games. Auburn Arena replaced the old Beard-Eaves Memorial Coliseum as the home of Tiger basketball for the 2010-11 season. The furthest seat in Auburn Arena is just 43 feet away from the court. Two-thirds of the seats are less than 27 feet in elevation from courtside offering a home environment that is unrivaled.



**Single-Season 3-Pointers Made (Auburn)**

1.	Lance Weems	1995-96	108
2.	<b>Bryce Brown</b>	<b>2017-18</b>	<b>107</b>
3.	Tay Waller	2008-09	100
4.	<b>Bryce Brown</b>	<b>2018-19</b>	<b>100</b>
5.	KT Harrell	2014-15	98
6.	Wesley Person	1993-94	93
7.	Tay Waller	2009-10	87
8.	Keenan Carpenter	1988-89	84
9.	Lance Weems	1994-95	78
	<b>Bryce Brown</b>	<b>2015-16</b>	<b>78</b>
--	<b>Jared Harper</b>	<b>2018-19</b>	<b>76</b>

» Brown is 10th in the SEC shooting 42.9 percent from the field. He is the only player who is ranked in the top 10 in the SEC in field-goal percentage who has taken over half his shots from beyond the arc. In 2018-19, 250 of his 350 (71.4 percent) have been from 3-point range.

**CHEF HARPER WITH THE POP, BOY**

» Jared Harper, who was named to the Lute Olson Award Mid-Season Watch List earlier this season, led Auburn with 22 points and five assists in the Tigers win at Georgia on Feb. 27. It is Harper's 18th career 20-point game, including eight this season. The junior scored 10 points to go with nine assists, two rebounds, two steals and no turnovers against Mississippi State on Saturday. His nine assists are the most he has ever had in a game in which he didn't commit a turnover in his career. He has scored in double figures in 15 of the last 16 games. Harper has played at least 30 minutes in Auburn's other 15 SEC games. The junior scored 12 points at Kentucky on Feb. 23. Harper scored 19 points in Auburn's win over Alabama on Feb. 2.

» The Tigers' point guard is ninth in the SEC with 15.2 points per game and second in the SEC and 24th nationally with 5.8 assists per game, while playing 33.6 minutes per game, which is fourth in the SEC. He is fifth in the league with an 81.4 free-throw percentage and is fourth shooting 38.4 percent from 3-point range, while making 2.5 shots from long range per game, which is third in the league.

**AWARD CASE**

**Bryce Brown**

Jerry West Award Watch List  
Preseason All-SEC Second Team  
SEC Player of the Week (Nov. 26)

**Samir Doughty**

Top Impact Transfer (Jon Rothstein)

**Jared Harper**

Bob Cousy Award Watch List  
Preseason All-SEC Second Team  
Maui Invitational All-Tournament Team  
Lute Olson Player of the Year Mid-Season List

**Chuma Okeke**

Top-20 Breakout Player (Jon Rothstein)  
SEC Player of the Week (Nov. 12)

**Austin Wiley**

Kareem Abdul-Jabbar Award Watch List

» Auburn has scored 448 points off of Harper's assists this season. Harper has made or assisted on 312 of Auburn's 831 made field goals this season (37.5 percent). Harper's 455 career assists lead all active SEC players and are sixth among all DI juniors.

» Harper has five career games with double-digit assists, including three this season, and he is third in the SEC with a 2.5 assist-to-turnover ratio. His 175 assists this season are tied with Doc Robinson (1999-2000) for sixth on Auburn's single-season assists list. Harper and Auburn's career assist leader Gerald White are the only two players in program history with two seasons with at least 175 assists.

**All-Time Assists (Auburn)**

1.	Gerald White	1983-87	624
2.	Wes Flanigan	1993-97	573
3.	Doc Robinson	1996-2000	568
4.	Quantez Robertson	2005-09	529
5.	Eddie Johnson	1973-77	499
6.	DeWayne Reed	2006-10	477
7.	Reggie Gallon	1989-93	466
8.	Paul Daniels	1980-84	460
9.	<b>Jared Harper</b>	<b>2016-P</b>	<b>455</b>

**Single-Season Assists (Auburn)**

1.	Gerald White	1985-86	221
2.	Wes Flanigan	1995-96	214
3.	Jamison Brewer	2000-01	187
4.	<b>Jared Harper</b>	<b>2017-18</b>	<b>185</b>
	Gerald White	1984-85	185
6.	<b>Jared Harper</b>	<b>2018-19</b>	<b>175</b>
	Doc Robinson	1999-2000	175
8.	Doc Robinson	1998-99	166

» Harper has made 374 free throws in his career, moving past Chris Denson for third on Auburn's career free throws made list. He is fifth in the SEC with an 82.3 free-throw percentage.

**All-Time Free Throws Made (Auburn)**

1.	John Mengelt	1968-71	496
2.	Eddie Johnson	1973-77	410
3.	<b>Jared Harper</b>	<b>2016-P</b>	<b>374</b>



» Harper became the 38th member of Auburn's 1,000-point club in Auburn's last nonconference game against North Florida. Since then, Harper has risen to 20th on the all-time list.

**All-Time Scoring List (Auburn)**

18.	Gary Redding	1972-76	1,334
19.	Doc Robinson	1996-2000	1,332
<b>20.</b>	<b>Jared Harper</b>	<b>2016-P</b>	<b>1,269</b>
21.	Stan Pietkiewicz	1974-78	1,265

**1,000 Points and 400 Assists (Auburn)**

Player	Years	Points	Assists
Eddie Johnson	1973-77	1,988	499
Dewayne Reed	2006-10	1,426	468
Doc Robinson	1996-00	1,322	568
<b>Jared Harper</b>	<b>2016-P</b>	<b>1,269</b>	<b>455</b>
Wes Flanigan	1993-97	1,208	573

**OKEKE, DO YOU LOVE ME?**

» Chuma Okeke recorded his eighth career double-double and his fourth in the last 11 games with 17 points and a career-high-tying 14 rebounds at Alabama on Tuesday. He has made a 3-pointer in 13 of the last 14 games, including 12 straight from Jan. 19-Feb. 27. In those 14 games, he is 22-of-53 (41.5 percent) from long range.

**HOME STREAK**

» Auburn had its 12-game home winning streak snapped with an 82-80 loss to Kentucky on Jan. 19. The streak started with a 76-66 victory over Kentucky on Feb. 14, 2018. Auburn is 27-3 at home since the beginning of the 2017-18 season, including a 13-game winning streak at Auburn Arena starting with a 89-78 victory over Missouri in the last home game of the 2016-17 season and ending with the Tigers' only home loss last season, an 81-80 loss to Texas A&M on Feb. 7, 2018.

Streak	Began	Ended
36	Ga Tech (1/26/57)	Miss St (1/7/61)
30	So Miss (3/11/98)	#12 LSU (3/1/00)
17	Miss St (1/1/27)	Ole Miss (2/10/28)
15	Ga Tech (2/27/74)	Alabama (1/10/76)
13	Missouri (3/4/17)	Texas A&M (2/7/18)
12	Kentucky (2/14/18)	Kentucky (1/19/19)

» The Tigers' only three home losses in their last 30 games at Auburn Arena have been by a combined eight points. Bruce Pearl is the first coach in Auburn history to lead the Tigers on multiple home winning streaks of at least 12 games. Auburn is one of 10 Power 5 teams that has won at least 90 percent of its home games since the start of the 2017-18 season.

**Best Power-5 Home Records in Last 2 Seasons**

Team	Record	Pct.
Purdue	31-1	.969
Texas Tech	34-2	.944
Michigan	32-2	.941
Tennessee	31-2	.939
Michigan State	30-2	.938
Virginia	30-2	.938
Kentucky	32-3	.914
Duke	30-3	.909
Auburn	29-3	.906
Florida State	28-3	.903

**60 WINS OVER LAST THREE SEASONS**

» Auburn has compiled a record of 65-31 over the last three seasons, including 20-9 so far this season. It is the sixth time the Tigers' have won at least 60 games over a three-year span in program history.

Seasons	Wins
1998-99 to 2000-01	71
1997-98 to 1999-00	69
<b>2016-17 to 2018-19</b>	<b>65</b>
1983-84 to 1985-86	64
1984-85 to 1986-87	62
1996-97 to 1998-99	61

» After recording the second-most wins in program history with a 26-8 record last season and currently sitting at 20-9, which is tied for the eighth-most wins in program history, the Tigers have recorded back-to-back 20-win seasons for just the third time and only their 11th 20-win season in program history. Auburn had three straight 20-win seasons from 1983-84 to 1985-86 and had consecutive seasons with 20-plus wins in 1998-99 and 1999-2000. The Tigers' other 20-win seasons came in 1927-28, 1958-59, 2002-03 and 2008-09.

**Most Wins in Program History**

Year	Record	Year	Record
1998-99	29-4	2002-03	22-12
2017-18	26-8	1985-86	22-11
2008-09	24-12	1984-85	22-12
1999-2000	24-10	<b>2018-19</b>	<b>21-9</b>

**BACK-TO-BACK 10+ SEC WINS SEASONS**

» Auburn is 10-7 in the SEC this season after winning its third SEC regular-season title with at 13-5 last year. It is the Tigers' 19th season all-time with double-digit wins in SEC play. Auburn has posted at least two straight seasons with double-digit SEC wins five times, including three straight from the 1957-58 to 1959-60 seasons.

**TOP OF THE PACK**

» Auburn has fared well in the past two-plus seasons in the non-conference slate. The Tigers lead the SEC in both wins and winning percentage in non-league regular-season games over the last two-plus seasons. Auburn is the only SEC team that has won at least 11 regular-season non-conference games in each of the last three seasons. The streak is the longest in school history. The Tigers' 34 non-conference regular-season wins over that span tie a school record for the most nonconference wins over a 3-year span, which was previously set from 1998-2000.

Team	'16-17	'17-18	'18-19	Total	Pct.
Auburn	11-2	12-1	11-2	34-5	.872
Miss. State	9-3	12-1	12-1	33-5	.868
Kentucky	10-3	11-2	11-2	32-7	.821
Arkansas	11-2	11-2	9-4	31-8	.795
Tennessee	8-5	10-2	12-1	30-8	.789
LSU	8-4	9-3	10-3	27-10	.730
Georgia	9-4	9-3	9-4	27-11	.711
Texas A&M	8-4	11-2	7-5	26-11	.703
Florida	10-3	9-4	8-5	27-12	.692
Ole Miss	9-4	7-6	10-3	26-13	.667
Alabama	7-5	9-4	9-4	25-13	.658
Missouri	5-7	10-3	9-3	24-13	.649
S. Carolina	10-3	9-4	5-8	24-15	.615
Vanderbilt	7-6	6-7	9-4	22-17	.564

(as of games through 18-19 regular season)

» The Tigers have earned wins vs. notable opponents in Arizona, Dayton (twice), Middle Tennessee, Murray State (twice), Oklahoma, TCU, Texas Tech, UConn (twice), Washington and Xavier (twice).

**TOP-10 CLASS**

On the heels of a 26-win season that included a Southeastern Conference championship and a berth in the NCAA Tournament, head coach Bruce Pearl and the Auburn basketball team have signed a top-10 recruiting class that includes five four-star prospects.

"What jumps out to me about this class is the character, toughness, hunger, not entitled and wanting to continue to make history at Auburn. I think all five of these guys have a chance to be great Auburn men."  
- Coach Pearl

**2019 CLASS**

Player	Pos.	Ht.	Hometown
Babatunde Akingbola	C	6-8	Powder Springs, Ga.
Allen Flanigan	G/F	6-5	Little Rock, Ark.
Tyrell Jones	G	6-1	Chicago, Ill.
Isaac Okoro	F	6-6	Powder Springs, Ga.
Jaylin Williams	F	6-7	Nahunta, Ga.

**Babatunde "Stretch" Akingbola  
6-8, 220, C**

ESPN - 3 star, #15 in Georgia, #52 PF  
Rivals - 4 star  
247 Sports - 3 star, #15 in Georgia, #47 C

- Had 70 reb and 27 blk in Nike EYBL circuit
- 6.0 pts, 6.1 reb, 3.0 blk, 1.1 apg as junior at McEachern HS
- Led team to third-place finish at the 45th annual City of Palms Classic

**Allen Flanigan  
6-5, 200, G/F**

ESPN - 4 star, #1 in Arkansas, #33 SF  
Rivals - 3 star  
247 Sports - 3 star, #3 in Arkansas, #63 SF

- Son of Auburn legend and current assistant coach Wes Flanigan
- 13.0 ppg, 6.5 rpg, 2.9 spg as a junior at Parkview Magnet HS
- As a junior, averaged 13.0 points, 6.5 rebounds and 2.9 assists per game while playing for his grandfather, Alfred Flanigan

**Tyrell Jones  
6-1, 170, G**

ESPN - 4 star, #92 overall, #8 in Florida, #13 PG  
Rivals - 4 star, #105 overall, #16 PG  
247 Sports - 4 star, #88 overall, #13 in Florida

- 17.2 ppg, 3.0 apg, 3.0 rpg, 2.2 spg as a junior at West Oaks Academy in Orlando, Fla.
- Secured 11 games in double figures as a junior
- Hit a school record 12 3s in one game

**Isaac Okoro  
6-6, 215, F**

ESPN - 4 star, #44 overall, #2 in Georgia, #7 SF  
Rivals - 4 star, #32 overall, #5 SF  
247 Sports - 4 star, #38 overall, #2 in Georgia, #7 SF

- Gold Medalist for USA U17 World Cup Team
- 20.3 ppg, 6.4 rpg as a junior for McEachern HS
- In three seasons, led the team to an 81-8 record that includes three state tournament appearances.

**Jaylin Williams  
6-7, 215, F**

ESPN - 4 star, #6 in Georgia, #35 SF  
Rivals - 4 star, #95 overall, #22 PF  
247 Sports - 4 star, #6 in Georgia, #21 PF

- First Team All-State selection as a junior
- Had consecutive games where he scored 44 points, followed by a 51-point, 10-rebound, 6-block outing
- Averaged 11.9 points, 4.9 rebounds and 1.9 assists while shooting 63 percent from the floor last summer

## AUBURN VS. TOP SCORERS

In 19 of 29 games this season (excludes season opener), the Tigers have held an opponent's leading scorer under his season average entering the game (15-4 record). Auburn has held these players 2.1 points per game under their average entering the game on 42.7 percent shooting.

In SEC play, the Tigers have held 10 of their first 17 opponents' leading scorers under their season averages. Auburn has held these players to 13.9 points per game, 1.2 points below their average entering the game, on 44.3 percent shooting.

Leading Scorer	PPG	Pts	FG	Diff.
Dickerson (UW)	18.0	12	6-10	-6.0
Boston (MC)	20.0	9	4-14	-11.0
Marshall (XU)	14.3	10	3-9	-4.3
Barrett (DU)	24.0	18	7-20	-6.0
Randolph (AZ)	17.2	18	6-10	+0.8
Turner (SP)	19.4	12	3-14	-7.4
Baker (AVL)	15.6	4	2-10	-11.6
Cunningham (UD)	14.9	14	6-8	-0.9
Bryant (UAB)	12.9	13	5-15	+0.1
Dorn (NCS)	16.0	6	2-6	-10.0
Morant (MS)	22.8	25	7-14	+2.2
Horchler (NF)	15.7	10	4-5	-5.7
Tyree (OM)	18.4	5	1-10	-13.4
Hammonds (UGA)	14.2	9	2-6	-5.2
Starks (AM)	14.4	6	3-14	-8.4
Johnson (UK)	14.6	20	7-11	+5.4
Lawson (SC)	13.6	7	2-9	-6.6
Weatherspoon (MS)	16.8	27	6-9	+10.2
Geist (MIZ)	13.9	11	4-12	-2.9
Lewis Jr. (UA)	13.7	13	4-6	-0.7
Allen (UF)	13.0	10	4-11	-3.0
Waters (LSU)	15.6	19	5-16	+3.4
Tyree (OM)	18.5	20	6-12	+1.5
Lee (VU)	13.5	4	1-3	-9.5
Gafford (ARK)	16.6	10	4-5	-6.6
Washington (UK)	14.9	24	9-13	+9.1
Claxton (UGA)	12.4	14	5-7	+1.6
Weatherspoon (MS)	18.6	25	7-14	+6.4
Lewis Jr. (UA)	14.0	13	4-9	-1.0
	15.5	388	129-302	-2.1
	(13.4		42.7%)	

### AUBURN ARENA SELLOUTS

» On Saturday, Auburn welcomed a sellout crowd of 9,121 to Auburn Arena as the Tigers defeated Mississippi State 80-75. It is the fifth sellout this season and the 27th in the eight-plus years of the facility. Of the 27 sellouts in Auburn Arena history, 22 have come in the four-plus seasons under head coach Bruce Pearl. Eleven of the last 16 SEC games at Auburn Arena have been sold out.

### GLASS EATERS

» Auburn is averaging 12.5 offensive rebounds per game, which is 30th nationally, leading to an average of 12.0 second-chance points per game (360 in 30 games). Four times this season Auburn has outrebounded an opponent by 15, including 50-33 against Texas A&M, and has won the rebounding battle in 16 of 30 games. The Tigers are 15-1 in those games. Auburn has pulled down at least 15 offensive rebounds in 10 of 30 games this season.

» Chuma Okeke (2.8; 1st SEC), Horace Spencer (2.1), Austin Wiley (1.9), Anfernee McLemore (1.2) and Samir Doughty (1.2) lead Auburn in offensive rebounding.

### KEEP IT 100

» Auburn scored 103 points vs. Mississippi College, the most points for the Tigers since a 119-85 victory over Winthrop last year. It is the second time the Tigers have reached the century mark this season after defeating South Alabama 101-58 and the seventh time in 162 games under head coach Bruce Pearl. Prior to Pearl's arrival, Auburn hadn't scored 100 points in the previous 337 games since a 105-66 victory over Grambling State Nov. 29, 2003.

### BALANCED SCORING

» Auburn is third in the SEC and 34th nationally averaging 79.9 points per game because of a balanced attack that has seven Tigers averaging at least 7.0 points per game including Bryce Brown (15.7), Jared Harper (15.2), Chuma Okeke (11.5), Austin Wiley (8.2), Anfernee McLemore (7.3), Samir Doughty (7.2) and Malik Dunbar (7.2). Six times this season Auburn has had at least five players score in double figures.

» Nine different Tigers have scored in double figures at least once this season. Auburn has topped the 80-point plateau in 15 of 30 games, plus AU has surpassed the 90-point mark seven times and has scored 100-plus twice. The Tigers are 13-2 when scoring at least 80 points. Auburn is on pace to be the 11th-highest scoring team in program history.

### TURNING OVER THE OPPONENT

» Auburn is sixth nationally, and first among power conference teams, forcing 17.8 turnovers per game. The Tigers have forced at least 20 turnovers nine times this season. Auburn is forcing an average of 19.7 turnovers per game at home (315 in 16 home games). Auburn is averaging 12.8 turnovers and is fifth in the country with a plus-5.0 turnover margin.

» The Tigers are outscoring their opponents 22.8-12.3 on points off turnovers (685-368). Auburn has scored at least 20 points off turnovers 18 times this season (17-1 record), including the last three games and four of the last five, 30

points off turnovers eight times (8-0 record) and topped the 40-point plateau for the first time in their last nonconference game with 41 points off 33 North Florida turnovers in its win over the Ospreys on Dec. 29, while setting a school record for turnovers forced. The Tigers are 20-4 this season when winning the turnover battle.

» On Feb 16, Auburn forced Vanderbilt into 19 turnovers while the Tigers had a season-low seven turnovers themselves. The Tigers outscored the Commodores 17-0 on points off turnovers. It is the sixth time Auburn has had a plus-10 turnover margin in a game this season. On Feb. 27, Auburn tied a season-low with seven turnovers at Georgia. It was the third time in the previous four games at the time and the fifth time this season the Tigers had fewer than 10 turnovers.

### Games Forcing 20-plus Turnovers

12/29	North Florida	33
11/28	Saint Peter's	26
12/4	UNC Asheville	25
12/8	Dayton	23
11/6	South Alabama	22
11/19	vs. Xavier	22
12/19	at NC State	22
2/2	Alabama	21
1/30	Missouri	20

### RETURN TO SENDER

» Auburn is 14th nationally averaging 4.9 blocked shots per game. This is on the heels of the Tigers setting a new program record with 180 blocks last season. Auburn has 148 blocked shots this season, passing the 2013-14 and 2003-04 Tigers against Arkansas on Feb. 20 to move up to eighth in program history. The Tigers have had four of its program's top-11 single-season block totals during Bruce Pearl's five seasons on the Plains. [1. 180, 2017-18; 3. 162, 2016-17; 8. 148, 2018-19; 11. 126, 2015-16]. Auburn and Tennessee are the only D1 teams with two players with at least 140 career blocks as the Tigers currently have two of the program's top five all-time shot blockers on their roster.

» Horace Spencer blocked two shots against Missouri on Jan. 30 to become the fourth player to record 150 career blocks all-time at Auburn. Spencer's 154 career blocks are tied for 33rd among all active D1 players and put him just one away from tying Korvotney Barber (2005-09) for third in Auburn history. Anfernee McLemore blocked one shot at Georgia on Feb. 27 to pass Charles Barkley (1981-84) for fifth on Auburn's career blocked shots chart, and his 149 career blocked shots put him one away from becoming the fifth player in program history to record 150 career blocks and are eighth among all active D1 juniors. With his next block, McLemore will join Kyle Davis and Mamadou N'diaye as the only players in program history to record at least 150 blocks before the end of their junior season.

### All-Time Blocks Leaders

1.	Kyle Davis	2000-04	360
2.	Mamadou N'diaye	1996-2000	241
3.	Korvotney Barber	2005-09	155
4.	Horace Spencer	2015-P	154
5.	Anfernee McLemore	2016-P	149
6.	Charles Barkley	1981-84	145
7.	Chris Morris	1984-88	141
8.	Pat Burke	1993-97	133

**Highest Block Totals in Auburn History**

Rank	Year	Blocks	BPG
1.	2017-18	180	5.3
2.	2002-03	178	5.2
3.	2016-17	162	5.1
4.	2000-01	155	4.8
5.	2001-02	152	5.4
	1997-98	152	5.1
7.	2011-12	149	4.8
<b>8.</b>	<b>2018-19</b>	<b>148</b>	<b>4.9</b>
9.	2013-14	134	4.5
	2003-04	134	4.8

**MAKE IT RAIN ON 'EM**

» Auburn, which leads the SEC and is sixth nationally with 11.0 made 3s per game and also leads the league with a 37.5 3-point field-goal percentage, has made 330 3-pointers this season, setting a new program record for 3-pointers in a season at Alabama on Tuesday. The Tigers' 330 triples are fifth on the SEC's single-season 3-pointer list. Auburn is the only school that has multiple seasons ranked in the top 8 in SEC history in terms of 3-point field goals made. The Tigers lead the league with 11.4 3-pointers (194-of-491) and is second with a 39.5 percent 3-point field-goal percentage in SEC play.

» To put in perspective how many more 3-pointers the Tigers have made than any other team in the SEC, if Auburn did not make a 3-point field goal in the next nine games, the Tigers would be averaging 8.46 3s per game, which is still more than Florida, which currently ranks second in the SEC with 8.40 treys per game. Auburn is on pace to break the current SEC record of 10.04 3-pointers made per game by Kentucky in 1990 by almost 1.0 3-pointer per game.

» The Tigers have made double-digit 3-pointers in 18 of 30 games this season, including 11 of 17 SEC games. Prior to topping 300 3-pointers in each of the last two years, Auburn had not previously done so in program history. The Tigers have made double-digit 3s in 63 of 162 games (38.9 percent) under head coach Bruce Pearl. Prior to Pearl's arrival, the Tigers had just 124 games with at least 10 3s in 855 games since the creation of the 3-point shot in college basketball for the 1986-87 season (14.5 percent).

» Auburn has five games this season with at least 15 3-pointers, including 17 3s against Arkansas on Feb. 20, which matches the Tigers' record for the most 3-point field goals in an SEC game, which they previous set last season against Vanderbilt. Of Auburn's seven SEC games with at least 15 3-pointers all-time, three have come in the last 11 games. The Tigers only had nine games with 15 3-pointers all-time prior to this season. Of those nine, five came in Bruce Pearl's first four seasons, giving Auburn 10 of its 14 games with 15 or more 3-pointers all-time in Pearl's five seasons.

**Most 3-Pointers Made in Auburn History**

Rank	Year	3FGM	3PG
<b>1.</b>	<b>2018-19</b>	<b>330</b>	<b>11.0</b>
2.	2017-18	324	9.5
3.	2016-17	289	9.0
4.	1995-96	287	9.0
5.	2008-09	278	7.7

**Most 3-Pointers Made in SEC History**

Rank	Team (Year)	3FGM
1.	Arkansas (1995)	361
2.	Florida (2012)	357
3.	Vanderbilt (2017)	346
4.	Kentucky (1993)	340
<b>5.</b>	<b>Auburn (2019)</b>	<b>330</b>
6.	Mississippi State (2010)	329
7.	Tennessee (2007)	327
8.	Auburn (2018)	324

» At 11.0 3-pointers per game, Auburn is on pace to finish with the 27th-best mark in NCAA history for 3s made per game in a season. The Tigers are currently on pace to be the only SEC team to total 11.0 3-pointers per game in a season.

**HALF A HUNDRED**

» Auburn scored 50 points on 50 percent shooting, including 8-of-20 from 3-point range, at Georgia on Feb. 27. It is the ninth time this season the Tigers have scored 50-plus points in a half, but the first time on the road and the third time in SEC play. Auburn's 58-point effort in the second half against Missouri on Jan. 30 is a season high for points in a half for the Tigers. It is the most points for the Tigers in a half of an SEC game since Auburn scored 64 points in the second half at Tennessee on Feb. 15, 2006. Auburn has had a 50-point half in eight of its 16 home games and are 8-1 when scoring 50 points in a half. Auburn has scored 50 points in a half 21 times since the start of the 2017-18 season.

**50-Point Halves**

1/30	vs. Missouri (2nd)	58
12/22	vs. Murray State (2nd)	55
11/14	vs. Miss. College (2nd)	55
1/19	vs. Kentucky (2nd)	53
11/6	vs. South Alabama (1st)	52
11/28	vs. Saint Peter's (1st)	51
12/8	vs. Dayton (1st)	51
1/27	at Georgia (1st)	50
12/29	vs. North Florida (2nd)	50

**STRONG BENCH PRODUCTION**

» The Tigers have scored at least 20 bench points 13 times, 30 bench points seven times and 40 bench points three times this season. Malik Dunbar, who scored 13 points at Vanderbilt on Feb. 16, leads the Tigers with 10 games in double figures off the bench after having just three double-digit scoring games all of last season. Dunbar has scored in double figures four times in Auburn's first 17 SEC games, all off the bench, after scoring in double figures just once in SEC play last season.

» Twenty-two times Auburn has had a player score in double figures coming off the bench. Horace Spencer recorded his first career double-double with 14 points and 17 rebounds against Mississippi College coming off the bench. Spencer scored 10 points and pulled down five rebounds at Georgia on Feb. 27. It's his second game in double figures this season and his first SEC game in double figures since scoring 11 points against South Carolina in the regular-season finale last season. J'Von McCormick scored a career-high 14 points on 6-of-7 shooting to go with three assists, three steals and two rebounds at N.C. State. On average, Auburn outscore its opponents' bench, 22.9-17.3 (687-519).

**LOCKDOWN DEFENSE**

Auburn has ramped up its efforts on the defensive end during the 2018-19 season. Below is a list of the opponents' points per game entering the matchup and what Auburn allowed.

The Tigers are not only one of the top offensive teams in the country, but Auburn has held nine opponents to under 60 points this season, including three under 50, after allowing under 60 points just twice all of last season (34 games), and the Tigers are fifth in the SEC allowing 68.1 points per game, an improvement of 5.1 points per game from last season and Auburn's best mark since holding opponents to 64.0 points per game in the 2011-12 season. Auburn, who is third in the SEC averaging 79.9 points per game, joins Kentucky and Tennessee as teams ranked in the top 5 of the league in scoring offense and scoring defense.

Twenty times this season Auburn has held an opponent to under its scoring average entering the game, including nine of its last 11 opponents. Thirteen times the Tigers have held an opponent to more than 10 points under its season average.

Game	PPG	Pts	Diff
South Alabama	69.6*	58	N/A
Washington	73.0	66	-7.0
Mississippi College	90.5	52	-38.5
vs. Xavier	80.3	79 ^	-1.3
vs. Duke	96.5	78	-18.5
vs. Arizona	79.2	57	-22.2
Saint Peter's	70.8	49	-21.8
UNC Asheville	56.7	41	-15.7
Dayton	72.9	72	-0.9
at UAB	69.4	71 #	+1.6
at NC State	88.9	78	-10.9
Murray State	77.2	88	+10.8
North Florida	75.6	49	-26.6
at Ole Miss	79.5	82	+2.5
Georgia	77.3	78	+0.7
at Texas A&M	75.4	66	-9.4
Kentucky	80.1	82	+1.9
at South Carolina	74.9	80	+5.1
at Mississippi State	77.7	92	+14.3
Missouri	68.5	58	-10.5
Alabama	75.9	63	-12.9
Florida	69.0	62	-7.0
at LSU	83.4	83	-0.4
Ole Miss	77.9	60	-17.9
at Vanderbilt	72.9	53	-19.9
Arkansas	76.9	56	-20.9
at Kentucky	78.2	80	+1.8
at Georgia	73.8	75	+1.2
Mississippi State	77.7	75	-2.7
at Alabama	73.2	60	-13.2
Tennessee	82.4		

\* 2017-18 final average  
^ allowed 77 in regulation  
# allowed 63 in regulation

2018-19 GAME LEADERS

Led Team in Scoring

Bryce Brown	14
Jared Harper	9
Chuma Okeke	5
Samir Doughty	1
J'Von McCormick	1
Anfernee McLemore	1
Austin Wiley	1

Led Team in Rebounding

Chuma Okeke	16
Austin Wiley	7
Horace Spencer	4
Anfernee McLemore	4
Samir Doughty	2
Malik Dunbar	1

Led Team in Assists

Jared Harper	27
Chuma Okeke	3
Bryce Brown	1
Samir Doughty	1
J'Von McCormick	1
Horace Spencer	1

Led Team in Steals

Samir Doughty	12
Chuma Okeke	11
Jared Harper	10
Malik Dunbar	8
J'Von McCormick	6
Bryce Brown	4
Danjel Purifoy	4
Horace Spencer	3
Anfernee McLemore	2

Led Team in Blocks

Chuma Okeke	9
Austin Wiley	9
Anfernee McLemore	8
Horace Spencer	6
Malik Dunbar	4
Samir Doughty	2

LAST 20 VS. TENNESSEE AND SERIES NOTES

Date	Location	Result
Mar. 14, 2003	New Orleans*	W, 66-53
Feb. 28, 2004	Knoxville	L, 75-69
Jan. 29, 2005	Auburn	W, 62-59
Feb. 15, 2006	Knoxville	L, 105-89
Jan. 17, 2007	Auburn	W, 83-80
Feb. 20, 2008	Knoxville	L, 89-70
Feb. 7, 2009	Auburn	W, 78-77
Mar. 14, 2009	Tampa*	L, 94-85
Jan. 14, 2010	Knoxville	L, 81-55
Feb. 3, 2011	Auburn	L, 69-56
Jan. 28, 2012	Knoxville	L, 64-49
Mar. 6, 2013	Auburn	L, 82-75
Jan. 15, 2014	Knoxville	L, 78-67
Mar. 5, 2014	Auburn	L, 82-54
Jan. 31, 2015	Knoxville	L, 71-63
Jan. 2, 2016	Auburn	W, 83-77
Feb. 9, 2016	Knoxville	L, 71-45
Mar. 9, 2016	Nashville*	L, 97-59
Jan. 31, 2017	Auburn	L, 87-77
Jan. 2, 2018	Knoxville	W, 94-84

\* SEC Tournament

Series Notes

All Games: Tennessee leads 78-39  
 All Games at Auburn: Auburn leads 27-24  
 All Games at Auburn Arena: Tennessee leads 4-1  
 All Games at BEMC: Auburn leads 19-12  
 All Games at Tennessee: Tennessee leads 47-8  
 All Games at TBA: Tennessee leads 17-3  
 Bruce Pearl vs. Tennessee: 2-4  
 Rick Barnes vs. Auburn: 3-2  
 All Games at Neutral Sites: Tennessee leads 6-4  
 SEC Tournament Games: Tennessee leads 8-3  
 Current Series Streak: 1 by Auburn  
 Longest Auburn Streak: 4 ('96-'97/'98-'99)  
 Longest Tennessee Streak: 11 ('29-'30/'46-'47)

STEALING THE SHOW

» Auburn is averaging 9.1 steals per game, which is second in the SEC and ninth nationally. The Tigers have recorded at least 10 steals in a game 13 times this season (12-1 record). This includes 20 steals in their last nonconference game against North Florida on Dec. 29, which is one off the school record of 21 steals against Louisiana-Monroe on Dec. 6, 2008. Twice this season Auburn has had three straight double-digit steals games from Nov. 28-Dec. 8 and Dec. 19-Dec. 29. Auburn's 13 steals against Alabama on Feb. 2 are its most in an SEC game since the Tigers registered 14 steals against the Crimson Tide last season. The Tigers are 14th nationally averaging 4.9 blocked shots per game. Auburn, Duke and Washington are the only three teams in the country that are in the top 15 in blocked shots and steals per game.

» Auburn is led by Chuma Okeke, who is ninth in the SEC with 1.6 steals per game, and Samir Doughty, who is 10th in the league averaging 1.5 steals per game. Okeke has nine games with at least three steals this season (7-2 record), including three in the last 10 games.

Most Steals in Auburn History

Rank	Year	Steals	SPG
1.	1998-99	327	9.9
	2008-09	327	9.1
3.	2018-19	273	9.1
4.	2006-07	270	8.4
5.	2002-03	269	7.9

TIGERS IN OVERTIME

» Auburn is 2-0 this season in overtime games. The Tigers defeated Xavier 88-79 on Nov. 19 in the first round of the Maui Invitational and defeated UAB 75-71 in Birmingham's Mike Slive Invitational in their last game. Prior to this season, Auburn's last overtime game was against Missouri in the 2017 SEC Tournament and its last OT win was at UConn on Dec. 23, 2016. Jared Harper has scored 15 of the Tigers' 23 points in overtime this season. Harper scored five of Auburn's 11 points in the extra period against Xavier and then notched 10 of the Tigers' 12 points in the extra session against UAB.

» Auburn is 5-2 in overtime under head coach Bruce Pearl, picking up wins against Xavier and LSU (2014-15), UConn (2016-17) and Xavier and UAB (2018-19).

CLOSE LOSSES

» Seven of Auburn's nine losses this season have been by eight points or fewer. In four of the Tigers' last six losses, the Tigers have been within six points at the 5:00 mark of the second half.

NBA SETTING UP CAMP IN AUBURN

» Head coach Bruce Pearl brought the first-ever Pro Day to Auburn last year. The Tigers completed their second consecutive session in front of NBA scouts and executives in October.

» Between the two one-day events, 59 scouts came to watch Auburn's players go through drills and scrimmage live to showcase their talents.

OLD, SAVVY VETERANS

» Despite being a young team during Auburn's run to a conference title in 2017-18, the Tigers have turned into one of the most experienced teams in the country. Auburn is one of just seven programs without a scholarship freshman on its roster, joining Alcorn State, Bethune-Cookman, Louisville, South Alabama, Tulsa and UT Martin.

GETTING IT DONE IN THE CLASSROOM

» When head coach Bruce Pearl took the job at Auburn, he made a commitment to make sure his kids focused on their school work.

» In May, Auburn received an Academic Progress Rate Public Recognition Award marking the first time the Tigers have been honored since the award began tracking data in 2004.

» The NCAA annually honors teams earning multiyear Academic Progress Rates in the top 10 percent of all squads in each sport. Auburn has three consecutive perfect APR scores of 1,000. The Tigers boast 995 multi-year score from 2013-17, the best in program history. Auburn has graduated 18 student-athletes in the last four years - the most by any program in the SEC.

## LAST TIME VS. TENNESSEE



Official Basketball Box Score -- Game Totals -- Final Statistics  
 Auburn vs Tennessee  
 01/02/18 7:01 p.m. at Knoxville, Tenn. (Thompson-Boling Arena)



Auburn 94 • 13-1, 1-0 SEC

#	Player		Total		3-Ptr		Rebounds			PF	TP	A	TO	Blk	Stl	Min
			FG-FGA	FG-FGA	FT-FTA	Off	Def	Tot								
13	MURRAY, Desean	f	2-4	0-0	3-3	3	3	6	4	7	1	3	0	1	15	
24	MCLEMORE, Anfernee	f	2-4	1-2	1-2	3	6	9	4	6	2	0	3	0	20	
01	HARPER, Jared	g	4-13	0-5	10-11	0	3	3	1	18	3	0	0	2	29	
02	BROWN, Bryce	g	6-17	5-12	1-2	2	0	2	1	18	2	1	0	0	35	
05	HERON, Mustapha	g	4-14	0-4	8-9	2	3	5	3	16	1	3	0	2	31	
00	SPENCER, Horace		5-8	0-0	0-0	3	6	9	4	10	0	0	1	1	20	
04	OKEKE, Chuma		4-7	3-4	0-0	4	1	5	5	11	4	0	1	2	22	
10	MITCHELL, Davion		2-4	0-2	2-2	2	0	2	5	6	3	2	0	1	16	
14	DUNBAR, Malik		1-3	0-2	0-0	0	2	2	2	2	1	0	0	0	12	
Team						3	0	3				1				
Totals			30-74	9-31	25-29	22	24	46	29	94	17	10	5	9	200	

FG % 1st Half:	16-44	36.4%	2nd half:	14-30	46.7%	Game:	30-74	40.5%
3FG % 1st Half:	4-16	25.0%	2nd half:	5-15	33.3%	Game:	9-31	29.0%
FT % 1st Half:	6-8	75.0%	2nd half:	19-21	90.5%	Game:	25-29	86.2%

Deadball  
Rebounds  
2

Tennessee 84 • 9-4, 0-2 SEC

#	Player		Total		3-Ptr		Rebounds			PF	TP	A	TO	Blk	Stl	Min
			FG-FGA	FG-FGA	FT-FTA	Off	Def	Tot								
02	Williams, Grant	f	8-15	0-1	6-9	4	4	8	4	22	0	3	1	0	33	
05	Schofield, Admiral	f	3-10	1-5	6-7	3	3	6	5	13	2	3	1	1	29	
11	Alexander, Kyle	f	1-1	0-0	0-0	3	3	6	1	2	2	1	1	1	20	
00	Bone, Jordan	g	6-13	3-6	3-4	0	2	2	2	18	2	1	0	0	32	
23	Bowden, Jordan	g	0-4	0-1	1-2	0	6	6	3	1	3	2	0	0	24	
01	Turner, Lamonte		5-8	2-4	13-13	2	2	4	5	25	1	1	0	0	21	
03	Daniel, James		0-4	0-4	0-0	0	1	1	3	0	2	1	0	0	20	
10	Fulkerson, John		0-1	0-0	0-0	0	0	0	0	0	0	0	0	1	8	
15	Walker, Derrick		0-0	0-0	0-0	0	2	2	0	0	0	1	0	0	2	
32	Darrington, Chris		1-2	0-0	1-2	0	1	1	2	3	2	1	0	0	11	
Team						2	0	2				1				
Totals			24-58	6-21	30-37	14	24	38	25	84	14	15	3	3	200	

FG % 1st Half:	10-24	41.7%	2nd half:	14-34	41.2%	Game:	24-58	41.4%
3FG % 1st Half:	5-13	38.5%	2nd half:	1-8	12.5%	Game:	6-21	28.6%
FT % 1st Half:	11-16	68.8%	2nd half:	19-21	90.5%	Game:	30-37	81.1%

Deadball  
Rebounds  
3

Officials: Don Daily, Ted Valentine, Chuck Jones

Technical fouls: Auburn-None. Tennessee-None.

Attendance: 14755

Score by periods	1st	2nd	Total
Auburn	42	52	94
Tennessee	36	48	84

### STAT RANKINGS (AS OF 3/7)

	Value	SEC	NCAA
Winning Pct.	.700	4th	55th
Scoring Offense	79.9	3rd	34th
Scoring Defense	68.1	5th	88th
Scoring Margin	+11.8	2nd	23rd
Field Goal Pct.	.448	7th	154th
Field Goal Pct. Def.	.426	6th	105th
3-pt. FG Per Game	11.0	1st	6th
3-pt. FG Pct.	.375	1st	43rd
3-pt. FG Pct. Def.	.342	10th	181st
Free Throw Pct.	.701	8th	185th
Free Throw Made	406	11th	173rd
Free Throws Att.	579	9th	166th
Rebounds	35.6	10th	171st
Rebound Margin	+0.5	11th	180th
Off. Rebounds	12.5	2nd	30th
Def. Rebounds	23.1	13th	320th
Assists	14.7	3rd	86th
Assist/Turnover	1.14	3rd	99th
Turnover Margin	+5.0	1st	5th
Turnovers Forced	17.8	1st	6th
Blocks	4.9	4th	14th
Steals	9.1	2nd	9th

#### INDIVIDUAL

##### Assist-to-Turnover Ratio

Jared Harper 2.50 3rd 43rd

##### Assists Per Game

Jared Harper 5.8 2nd 24th

##### Blocks Per Game

Anfernee McLemore 1.3 13th 137th

##### Free Throw Percentage

Jared Harper .814 5th 125th

##### Minutes Per Game

Jared Harper 33:34 4th 217th

##### Offensive Rebounds Per Game

Chuma Okeke 2.8 1st 69th

##### Points Per Game

Bryce Brown 15.7 7th 231st

##### Steals Per Game

Chuma Okeke 1.6 9th 135th

Samir Doughty 1.5 10th 182nd

##### Three-Pointers Per Game

Bryce Brown 3.3 2nd 23rd

Jared Harper 2.5 3rd 119th

##### Three-Point Field-Goal Percentage

Bryce Brown .400 2nd 53rd

Jared Harper .384 4th 84th

##### Total Three-Point FG Made

Bryce Brown 100 2nd 18th

Jared Harper 76 5th 102nd

##### Total Assists

Jared Harper 175 2nd 25th

##### Total Blocks

Anfernee McLemore 39 13th 122nd

Chuma Okeke 37 15th 138th

##### Total Steals

Chuma Okeke 47 8th 118th

Samir Doughty 44 9th 161st

### WINS/LOSSES

Category	Wins	Losses
Scoring Offense	83.9	70.8
Scoring Defense	63.2	79.4
Scoring Margin	+20.6	-8.7
Field Goal Pct.	.464	.409
Field Goal Pct. Def.	.407	.468
3-pt. FG Per Game	11.4	10.0
3-pt. FG Pct.	.385	.350
3-pt. FG Pct. Def.	.324	.383
Free Throw Pct.	.699	.708
Free Throws Made	14.1	12.1
Opp. Free Throws Made	12.5	17.7
Rebounds	36.8	33.0
Rebound Margin	+3.1	-5.7
Off. Rebounds	13.1	11.1
Def. Rebounds	23.6	21.9
Assists	16.0	11.6
Assist/Turnover	1.3	0.8
Turnover Margin	+7.6	-1.0
Turnovers Forced	19.5	13.9
Steals	10.0	7.0
Blocks	5.6	3.4

### CURRENT STREAKS

Overall	Won 3
vs. Unranked	Won 5
vs. Ranked	Lost 5
Home	Won 2
vs. SEC	Won 2
vs. Non-SEC	Won 21
vs. Ranked	Lost 1
vs. Unranked	Won 2
Road	Won 2
vs. SEC	Won 2
vs. Non-SEC	Lost 1
vs. Ranked	Lost 3
vs. Unranked	Won 2
Neutral	Won 1
vs. Ranked	Lost 9
vs. Unranked	Won 3

#### CONSECUTIVE GAMES WITH A 3-POINTER

Bryce Brown	19
Anfernee McLemore	4
Samir Doughty	2
Malik Dunbar	2

#### CONSECUTIVE GAMES WITH 10+ POINTS

Chuma Okeke	9
Jared Harper	8

### AUBURN IN THE POLLS

Date	AP Poll	Coaches Poll
Preseason	11	12
Nov. 12	9	12
Nov. 19	8	9
Nov. 26	8	10
Dec. 3	8	9
Dec. 10	8	8
Dec. 17	7	7
Dec. 24	12	11
Dec. 31	12	13
Jan. 7	11	10
Jan. 14	14	12
Jan. 21	16	15
Jan. 28	RV	RV
Feb. 4	RV	RV
Feb. 11	RV	RV
Feb. 18	RV	RV
Feb. 25	RV	RV
March 4	RV	RV

### AP POLL

Rank	School	Record	Points
1	Gonzaga (42)	29-2	1,578
2	Virginia (21)	26-2	1,553
3	North Carolina	24-5	1,428
4	* Duke (1)	25-4	1,399
5	* Tennessee	26-3	1,366
6	* Kentucky	24-5	1,274
7	Michigan	26-4	1,216
8	Texas Tech	24-5	1,100
9	Michigan State	23-6	1,039
10	* LSU	24-5	1,005
11	Purdue	22-7	999
12	Houston	27-2	895
13	Kansas	22-7	798
14	Florida State	23-6	702
15	Virginia Tech	22-6	668
16	Marquette	23-6	626
17	Nevada	26-3	579
18	Kansas State	22-7	499
19	Buffalo	26-3	437
20	Cincinnati	25-4	408
21	Wisconsin	20-9	322
22	Wofford	26-4	269
23	Villanova	22-8	214
24	Maryland	21-9	207
25	UCF	22-6	48

Others receiving votes: Auburn 43, \*Mississippi State 25, Iowa St. 21, Utah State 17, \*Washington 14, VCU 14, Louisville 12, New Mexico State 8, Baylor 7, Belmont 7, Old Dominion 3.

\* - Auburn opponent

### USA TODAY COACHES POLL

Rank	School	Record	Points
1	Gonzaga (27)	29-2	795
2	Virginia (5)	26-2	772
3	North Carolina	24-5	720
T-4	* Duke	25-4	682
T-4	* Tennessee	26-3	682
6	* Kentucky	24-5	633
7	Michigan	26-4	576
8	Texas Tech	24-5	561
9	Purdue	22-7	533
10	* LSU	24-5	486
11	Michigan State	23-6	475
12	Houston	27-2	444
13	Florida State	23-6	369
14	Kansas	22-7	350
15	Marquette	23-6	344
16	Virginia Tech	22-6	332
17	Kansas State	22-7	323
18	Nevada	26-3	279
19	Cincinnati	25-4	246
20	Buffalo	26-3	217
21	Wisconsin	20-9	142
22	Wofford	26-4	113
23	Villanova	22-8	88
24	Maryland	21-9	82
25	Iowa State	20-9	24

Others receiving votes: \*Washington 22, UCF 22, Louisville 20, \*Mississippi State 14, Auburn 12, Baylor 11, Utah State 9, Arizona State 5, Hofstra 5, \*Florida 5, VCU 3, Iowa 2, Texas 1, Belmont 1.

\* - Auburn opponent

## AUBURN'S RECORD

Overall	21-9
Home	14-2
Away	5-6
Neutral	2-1
Conference	10-7
Home	6-2
Away	4-5
Non-Conference	11-2
Home	8-0
Away	1-1
Neutral	2-1
Overtime	2-0
Wearing white Auburn uniforms	6-1
Wearing white Tigers uniforms	6-1
Wearing navy uniforms	6-3
Wearing orange uniforms	3-4
Leading at half	20-2
Trailing at half	1-7
Tied at half	0-0
Leading with 5:00 remaining in second half	20-0
Trailing with 5:00 remaining in second half	0-9
Tied with 5:00 remaining in second half	1-0
Has more rebounds than opponent	15-1
Has fewer rebounds than opponent	6-6
Same rebounds as opponent	0-2
Commits more turnovers than opponent	1-5
Causes more turnovers than opponent	20-4
Same turnovers as opponent	0-0
Has more FT attempts than opponent	10-2
Has fewer FT attempts than opponent	10-7
Same FT attempts as opponent	1-0
Shoots 40% or better from field	19-5
Shoots less than 40% from field	2-4
Opponent shoots 40% or better from field	11-7
Opponent shoots less than 40% from field	10-2
Shoots better than opponent	16-2
Opponent shoots better	5-7
Same FG percentage	0-0
Bench outscores opponent's bench	12-4
Opponent's bench outscores Auburn bench	8-3
Same points off the bench	1-2
Auburn scores 100 or more	2-0
Auburn scores between 90-99	5-0
Auburn scores between 80-89	6-2
Auburn scores between 70-79	5-4
Auburn scores between 60-69	3-1
Auburn scores less than 60	0-2
Opponent scores 100 or more	0-0
Opponent scores between 90-99	0-1
Opponent scores between 80-89	1-5
Opponent scores between 70-79	6-2
Opponent scores between 60-69	5-1
Opponent scores less than 60	8-0
On Sunday	0-0
On Monday	1-0
On Tuesday	4-2
On Wednesday	7-3
On Thursday	0-0
On Friday	1-0
On Saturday	8-4
In November	6-1
In December	5-1
In January	3-4
In February	5-3
In March	2-0
Five-plus players score in double-figures	6-0
Four players score in double figures	6-4
Three players score in double figures	5-3
Two players score in double figures	4-2
One player scores in double figures	0-0

## MISCELLANEOUS STATISTICS

Largest margin of victory	51, vs. Mississippi College (11/14/18)
Smallest margin of victory	3, at Georgia (2/27/19)
Largest margin of defeat	27, at Kentucky (2/23/19)
Smallest margin of defeat	2, vs. Kentucky (1/19/19)
Biggest rebound margin	+31, vs. Mississippi College (11/14/18)
Biggest rebound deficit	-20, vs. Mississippi State (3/2/19)
Average margin of victory/defeat	+20.6/-8.7
Largest halftime lead	28, vs. Saint Peter's (11/28/18)
Largest halftime lead blown	3, at LSU (2/9/19)
Largest halftime deficit	14, at Kentucky (2/23/19)
Largest halftime deficit overcome to win	11, at Alabama (3/5/19)
Largest overall lead	55, vs. Saint Peter's (2H) (11/28/18)
Largest overall lead blown	16, at LSU (1H) (2/9/19)
Largest overall deficit	33, at Kentucky (2H) (2/23/19)
Largest deficit overcome to win	13, at Alabama (2H) (3/5/19)

## TEAM EXTREMES

Most points scored	103, vs. Mississippi College (11/14/18)
Fewest points scored	53, at Kentucky (2/23/19)
Most rebounds	66, vs. Mississippi College (11/14/18)
Fewest rebounds	21, vs. Mississippi State (3/2/19)
Most assists	25, vs. Saint Peter's (11/28/18)
Fewest assists	7, vs. Ole Miss (2/13/19)
Most turnovers	25, at NC State (12/19/18)
Fewest turnovers	7 (2x), last at Georgia (2/27/19)
Most steals	20, vs. North Florida (12/29/18)
Fewest steals	2, at UAB (OT) (12/15/18)
Most blocks	12, vs. UNC Asheville (12/4/18)
Fewest blocks	1, at Kentucky (2/23/19)
Best shooting percentage	.540 (27-50), vs. Arizona (11/21/18)
Worst shooting percentage	.327 (16-49), vs. Ole Miss (2/13/19)
Best 3-pt. percentage	.591 (13-22), vs. Alabama (2/2/19)
Worst 3-pt. percentage	.182 (4-22), at UAB (OT) (12/15/18)
Best FT percentage	.913 (21-23), at Mississippi State (1/26/19)
Worst FT percentage	.500 (10-20), vs. Arkansas (2/20/19)
Most points (1st half)	52, vs. South Alabama (11/6/18)
Fewest points (1st half)	23, at Alabama (3/5/19)
Most points (2nd half)	58, vs. Missouri (1/30/19)
Fewest points (2nd half)	22, at Kentucky (2/23/19)
Most points (OT)	12, at UAB (OT) (12/15/18)
Fewest points (OT)	11, vs. Xavier (OT) (11/19/18)

## STARTING LINEUPS

### Record when starting lineup is:

Brown, Doughty, Harper, McLemore, Okeke	15-7
Brown, Doughty, Harper, Okeke, Wiley	4-1
Brown, Dunbar, Harper, McLemore, Okeke	2-1

### Record when starts:

Bryce Brown	21-9
Samir Doughty	19-8
Malik Dunbar	2-1
Jared Harper	21-9
Anfernee McLemore	17-8
Chuma Okeke	21-9
Austin Wiley	4-1

## AUBURN INDIVIDUAL GAME HIGHS

Points \_\_\_\_\_ 34, Bryce Brown vs. Dayton (12/8/18)  
 \_\_\_\_\_ 31, Jared Harper at UAB (OT) (12/15/18)  
 \_\_\_\_\_ 28, Bryce Brown vs. Kentucky (1/19/19)  
 Field Goals Made \_\_\_\_\_ 10, Bryce Brown vs. Dayton (12/8/18)  
 \_\_\_\_\_ 9, Bryce Brown vs. Xavier (OT) (11/19/18)  
 Field Goal Att. \_\_\_\_\_ 24, Bryce Brown at Ole Miss (1/9/19)  
 \_\_\_\_\_ 19, Jared Harper vs. Duke (11/20/18)  
 \_\_\_\_\_ 19, Jared Harper at UAB (OT) (12/15/18)  
 FG Pct. \_\_\_\_\_ 1.000 (4-4), Malik Dunbar at Ole Miss (1/9/19)  
 \_\_\_\_\_ 1.000 (3-3), Horace Spencer at South Carolina (1/22/19)  
 3-Point FG Made \_\_\_\_\_ 7, Bryce Brown at Ole Miss (1/9/19)  
 \_\_\_\_\_ 6, Jared Harper vs. South Alabama (11/6/18)  
 \_\_\_\_\_ 6, Jared Harper vs. Duke (11/20/18)  
 \_\_\_\_\_ 6, Bryce Brown vs. Dayton (12/8/18)  
 \_\_\_\_\_ 6, Bryce Brown vs. Kentucky (1/19/19)  
 3-Point FG Att. \_\_\_\_\_ 19, Bryce Brown at Ole Miss (1/9/19)  
 \_\_\_\_\_ 13, Bryce Brown vs. Xavier (OT) (11/19/18)  
 \_\_\_\_\_ 13, Jared Harper vs. Duke (11/20/18)  
 \_\_\_\_\_ 13, Bryce Brown vs. Dayton (12/8/18)  
 3-Pt FG Pct. \_\_\_\_\_ 1.000 (3-3), Chuma Okeke vs. Washington (11/9/18)  
 \_\_\_\_\_ .857 (6-7), Bryce Brown vs. Kentucky (1/19/19)  
 Free Throws Made \_\_\_\_\_ 15, Jared Harper at UAB (OT) (12/15/18)  
 Free Throw Att. \_\_\_\_\_ 16, Jared Harper at UAB (OT) (12/15/18)  
 FT Pct. \_\_\_\_\_ 1.000 (7-7), Jared Harper vs. Ole Miss (2/13/19)  
 Rebounds \_\_\_\_\_ 17, Horace Spencer vs. Mississippi College (11/14/18)  
 Assists \_\_\_\_\_ 13, Jared Harper vs. South Alabama (11/6/18)  
 Steals \_\_\_\_\_ 5, Malik Dunbar vs. UNC Asheville (12/4/18)  
 \_\_\_\_\_ 5, Chuma Okeke vs. Murray State (12/22/18)  
 \_\_\_\_\_ 5, Chuma Okeke vs. North Florida (12/29/18)  
 Blocked Shots \_\_\_\_\_ 5, Austin Wiley vs. UNC Asheville (12/4/18)  
 \_\_\_\_\_ 5, Austin Wiley vs. Dayton (12/8/18)  
 Turnovers \_\_\_\_\_ 6, Jared Harper at Mississippi State (1/26/19)  
 \_\_\_\_\_ 6, Jared Harper vs. Ole Miss (2/13/19)  
 Fouls \_\_\_\_\_ 5 (10x), last Horace Spencer vs. Alabama (2/2/19)  
 Minutes \_\_\_\_\_ 43, Bryce Brown vs. Xavier (OT) (11/19/18)  
 \_\_\_\_\_ 43, Jared Harper vs. Xavier (OT) (11/19/18)  
 \_\_\_\_\_ 41, Jared Harper at UAB (OT) (12/15/18)

## OPPONENT INDIVIDUAL GAME HIGHS

Points \_\_\_\_\_ 32, Chris Silva at South Carolina (1/22/19)  
 \_\_\_\_\_ 27, Terence Davis at Ole Miss (1/9/19)  
 \_\_\_\_\_ 27, Quinndary Weatherspoon at Mississippi State (1/26/19)  
 Field Goals Made \_\_\_\_\_ 11, Chris Silva at South Carolina (1/22/19)  
 Field Goal Att. \_\_\_\_\_ 21, Aaron Nesmith at Vanderbilt (2/16/19)  
 FG Pct. \_\_\_\_\_ .917 (11-12), Chris Silva at South Carolina (1/22/19)  
 3-Point FG Made \_\_\_\_\_ 6, Tyson Carter vs. Mississippi State (3/2/19)  
 3-Point FG Att. \_\_\_\_\_ 14 (2x), last Tyson Carter vs. Mississippi State (3/2/19)  
 3-Pt FG Pct. \_\_\_\_\_ 1.000 (2-2), Jaylen Nowell vs. Washington (11/9/18)  
 \_\_\_\_\_ 1.000 (2-2), Ezekiel Balogun vs. North Florida (12/29/18)  
 Free Throws Made \_\_\_\_\_ 11, Quinndary Weatherspoon at Mississippi State (1/26/19)  
 Free Throw Att. \_\_\_\_\_ 12, Dominik Olejniczak at Ole Miss (1/9/19)  
 FT Pct. \_\_\_\_\_ 1.000 (11-11), Quinndary Weatherspoon at Mississippi State (1/26/19)  
 Rebounds \_\_\_\_\_ 17, Keldon Johnson at Kentucky (2/23/19)  
 Assists \_\_\_\_\_ 10 (2x), last Tremont Waters at LSU (2/9/19)  
 Steals \_\_\_\_\_ 5, Tremont Waters at LSU (2/9/19)  
 Blocked Shots \_\_\_\_\_ 7, Marques Bolden vs. Duke (11/20/18)  
 Turnovers \_\_\_\_\_ 9, DeVon Baker vs. UNC Asheville (12/4/18)  
 \_\_\_\_\_ 8, Dyllan Taylor vs. Mississippi College (11/14/18)  
 \_\_\_\_\_ 8, Brian Coffey II vs. North Florida (12/29/18)  
 Fouls \_\_\_\_\_ 5 (8x), last Simisola Shittu at Vanderbilt (2/16/19)  
 Minutes \_\_\_\_\_ 43, Quentin Goodin vs. Xavier (OT) (11/19/18)  
 \_\_\_\_\_ 42, Jalen Perry at UAB (OT) (12/15/18)

## THE LAST TIME - TEAM

Defeated a ranked team at home \_\_\_\_\_ vs. #25 vs. Washington (11/9/18)  
 Defeated a ranked team on the road \_\_\_\_\_ at #23 Tennessee (1/2/18)  
 Defeated a top-10 team at home \_\_\_\_\_ vs. #9 Alabama (1/18/03)  
 Defeated a top-10 team on the road \_\_\_\_\_ at #8 Arkansas (1/23/93)  
 Won in overtime \_\_\_\_\_ at UAB, 75-71 (OT) (12/15/18)  
 Lost in overtime \_\_\_\_\_ vs. Missouri (SECT), 86-83 (OT) (3/8/17)  
 Won in double overtime \_\_\_\_\_ vs. Xavier, 89-88 (2OT) (12/20/14)  
 Lost in double overtime \_\_\_\_\_ at Arkansas, 88-80 (2OT) (1/16/13)  
 Played back-to-back overtime games \_\_\_\_\_ vs. Ole Miss, W 69-68 (2OT) (1/14/12)  
 \_\_\_\_\_ at LSU, L 65-58 (OT) (1/17/12)  
 Played at least three overtimes \_\_\_\_\_ vs. Georgia (SECT) (4OT) (3/1/79)  
 Shot 70% for a half \_\_\_\_\_ 74.1% (20-27) vs. Arkansas-Pine Bluff (12/30/13)  
 Shot 70% for a half (SEC) \_\_\_\_\_ 72.7% (16-22) at Ole Miss (2/22/03)  
 Shot 60% for a game \_\_\_\_\_ 61.8% (42-68) vs. Winthrop (11/24/17)  
 Shot 60% for a game (SEC) \_\_\_\_\_ 61.1% (33-54) at Arkansas (2/17/16)  
 Shot less than 30% for game \_\_\_\_\_ 25.8% (17-66) vs. Clemson (3/18/18)  
 Shot 100% from the FT line \_\_\_\_\_ 100% (6-6) vs. Long Beach State (12/23/11)  
 Shot 60% from 3-point line \_\_\_\_\_ 65.4% (17-26) vs. Vanderbilt (2/3/18)  
 Shot less than 30% in half \_\_\_\_\_ 26.9% (7-26) at Kentucky (2nd) (2/23/19)  
 Shot less than 20% in half \_\_\_\_\_ 18.2% (6-33) vs. Clemson (1st) (3/18/18)  
 Shot less than 10% in a half \_\_\_\_\_ 8.3% (2-24) vs. LSU (1st) (1/8/11)  
 Attempted 50 free throws \_\_\_\_\_ 52 vs. Vanderbilt (2/6/54)  
 Attempted 40 free throws \_\_\_\_\_ 42 vs. Alabama (1/21/17)  
 Attempted 30 free throws in half \_\_\_\_\_ 30 vs. Georgia (2nd) (2/24/16)  
 Made 30 free throws \_\_\_\_\_ 31 at Arkansas (2/27/18)  
 Made 30 free throws (SEC) \_\_\_\_\_ 31 at Arkansas (2/27/18)  
 Made at least 10 3-point field goals \_\_\_\_\_ 13 vs. Mississippi State (3/2/19)  
 Failed to make 3-point field goal \_\_\_\_\_ vs. Kentucky (0-15) (1/19/13)  
 Had at least 50 rebounds \_\_\_\_\_ 50 at Texas A&M (1/16/19)  
 Had less than 20 rebounds \_\_\_\_\_ 19 vs. Presbyterian (12/18/10)  
 Had 25 assists \_\_\_\_\_ 25 vs. Saint Peter's (11/28/18)  
 Had at least 15 steals \_\_\_\_\_ 20 vs. North Florida (12/29/18)  
 Had at least 10 blocks \_\_\_\_\_ 12 vs. UNC Asheville (12/4/18)  
 Had at least 15 blocks \_\_\_\_\_ 17 vs. Nicholls State (11/25/11)  
 Had at least 25 lead changes \_\_\_\_\_ 27 at Arkansas (1/16/13)  
 Scored 50 points in a half \_\_\_\_\_ 50 at Georgia (1st) (2/27/19)  
 Scored 50 points in a half (SEC) \_\_\_\_\_ 50 at Georgia (1st) (2/27/19)  
 Scored 60 points in a half \_\_\_\_\_ 61 vs. Winthrop (2nd) (11/24/17)  
 Scored 60 points in a half (SEC) \_\_\_\_\_ 64 at Tennessee (2/15/06)  
 Scored 70 points in a half \_\_\_\_\_ 72 vs. Northwestern State (2nd) (11/27/15)  
 Scored 100 points \_\_\_\_\_ 103 vs. Mississippi College (11/14/18)  
 Scored 100 points (SEC) \_\_\_\_\_ 102 vs. Alabama (2/13/99)  
 Scored under 20 points in 1st half \_\_\_\_\_ 19 vs. Clemson (3/18/18)  
 Scored under 20 points in 2nd half \_\_\_\_\_ 14 vs. Tulsa (11/24/14)  
 Scored under 10 points in a half \_\_\_\_\_ 6 vs. LSU (1st) (1/8/11)  
 Scored 35 or under points in a game \_\_\_\_\_ 35 vs. Tulsa (11/24/14)  
 Scored under 50 points in game \_\_\_\_\_ 45 at Tennessee (2/9/16)  
 Scored under 50 points in game (SEC) \_\_\_\_\_ 45 at Tennessee (2/9/16)



## THE LAST TIME - INDIVIDUAL

Scored at least 30 points	Jared Harper (31) at UAB (OT) (12/15/18)
Scored at least 35 points	Toney Douglas (38) vs. Nicholls State (11/24/04)
Scored at least 40 points	Wesley Person (44) vs. UAB (12/16/93)
Had two players with at least 20 points	Bryce Brown (34) and Jared Harper (20) vs. Dayton (12/8/18)
Had three players with at least 20 points	KT Harrell (24), Tahj Shamsid-Deen (21) & Cinmeon Bowers (20) vs. Louisiana (11/21/14)
Scored 20 points in a half	Bryce Brown (25, 2nd) vs. Kentucky (1/19/19)
Scored 20 points in 1st half	Bryce Brown (20) at Texas A&M (1/16/19)
Scored 20 points in 2nd half	Bryce Brown (25) vs. Kentucky (1/19/19)
Scored 25 points in a half	Bryce Brown (25, 2nd) vs. Kentucky (1/19/19)
Had two players with 25 points	Bryce Brown (26) and Jared Harper (25) vs. Xavier (OT) (11/19/18)
Had two players with 25 points (SEC)	Chris Denson (30) & KT Harrell (26) vs. Mississippi State (2/14/14)
A player had back-to-back 25-point SEC games	Kareem Canty (26) vs. Kentucky (1/16/16); (25) vs. Alabama (1/19/16)
A player had three straight 25-point SEC games	Chris Denson (29) at LSU (2/8/14); (26) vs. Kentucky (2/12/14); (30) vs. Mississippi State (2/15/14)
A player had four straight 25-point SEC games	Chris Denson (25) at South Carolina (2/5/14); (29) at LSU (2/8/14); (26) vs. Kentucky (2/12/14); (30) vs. Mississippi State (2/15/14)
A player had five straight 25-point SEC games	Keenan Carpenter (44) vs. LSU (1/8/89); (28) vs. Mississippi State (2/11/89); (33) at Florida (2/15/89); (32) at Ole Miss (2/18/89); (29) vs. Kentucky (2/20/89)
Zero players scored in double figures	at Vanderbilt (1/7/12)
Only one player scored in double figures	Bryce Brown (18) at Tennessee (2/9/16)
Five players scored in double figures	Jared Harper (22), Bryce Brown (15), Anfernee McLemore (15), Samir Doughty (11), Malik Dunbar (11) vs. Georgia (1/12/19)
Five players scored in double figures (SEC)	Jared Harper (22), Bryce Brown (15), Anfernee McLemore (15), Samir Doughty (11), Malik Dunbar (11) vs. Georgia (1/12/19)
All five starters scored in double figures	Samir Doughty (20), Chuma Okeke (17), Austin Wiley (17), Jared Harper (12), Bryce Brown (11) vs. Murray State (12/22/18)
Six players scored in double figures	Austin Wiley (18), Bryce Brown (16), Horace Spencer (14), Samir Doughty (13), Jared Harper (10) vs. Mississippi College (11/14/18)
Six players scored in double figures (SEC)	Desean Murray (16), Mustapha Heron (15), Bryce Brown (13), Anfernee McLemore (13), Jared Harper (12), Horace Spencer (12) vs. Ole Miss (1/9/18)
Had at least 15 rebounds	Horace Spencer (17) vs. Mississippi College (11/14/18)
Had at least 15 rebounds (SEC)	Cinmeon Bowers (17) vs. Ole Miss (2/20/16)
Had at least 20 rebounds	Kelvin Ardister (20) vs. Tennessee (1/4/89)
Had at least 25 rebounds	Rex Frederick (25) at Ole Miss (1/6/58)
Had at least 20 pts & 20 reb	Kelvin Ardister (22 pts, 20 reb) vs. Tennessee (1/4/89)
Had two players with at least 10 rebounds	Anfernee McLemore (11) and Desean Murray (11) vs. Kentucky (2/14/18)
Had at least three players with 10 rebounds	Korvotney Barber (13), Quantez Robertson (10) and Lucas Hargrove (10) at Virginia (12/20/08)
Had a double-double	Chuma Okeke (17 pts, 14 reb) at Alabama (3/5/19)
Had two straight double-doubles	Chuma Okeke (12 pts, 14 reb) at LSU (2/9/19); (23 pts, 11 reb) vs. Ole Miss (2/13/19)
Had three straight double-doubles	Cinmeon Bowers (12 pts, 15 reb) vs. Vanderbilt (2/13/16); (14 pts, 10 reb) at Arkansas (2/17/16); (11 pts, 18 reb) vs. Ole Miss (2/20/16)
Had four straight double-doubles	Cinmeon Bowers (19 pts, 19 reb) vs. Middle Tennessee (12/12/15); (13 pts, 12 reb) vs. Mercer (12/15/15); (12 pts, 11 reb) at Xavier (12/19/15); (12 pts, 12 reb) vs. New Mexico (12/22/15)
Had five straight double-doubles	Jeff Moore (26 pts, 11 reb) vs. Ole Miss (3/2/88); (20 pts, 11 reb) at LSU (3/5/88); (22 pts, 11 reb) vs. Georgia (3/11/88); (13 pts, 13 reb) vs. Bradley (3/17/88); (22 pts, 11 reb) vs. Oklahoma (3/19/88)
Had two players with a double-double	Jared Harper (12 pts, 10 ast) and Austin Wiley (17 pts, 10 reb) vs. Murray State (12/22/18)
Had a double-double with points and assists	Jared Harper (12 pts, 10 ast) vs. Murry State (12/22/18)
Had a triple-double	Kenny Gabriel (24 pts, 13 reb, 10 blk) vs. Bethune-Cookman (1/2/12)
Had 10 assists	Jared Harper (10) vs. North Florida (12/29/18)
Had two players with at least five blocks	Rob Chubb (5) and Willy Kouassi (5) vs. Nicholls State (11/25/11)
Had 10 blocks	Kenny Gabriel (10) vs. Bethune-Cookman (1/2/12)
Had five steals	Chuma Okeke (5) vs. North Florida (12/29/18)
Had five steals (SEC)	Antoine Mason (5) at LSU (2/6/15)
Made 25 straight free throws	Danjel Purifoy (27) (11/23/16-12/18/16)
Hit buzzer-beater shot to win a game	T.J. Dunans vs. Mercer (3-pt FG, 76-74) (12/18/16)
Played more than 40 minutes	Jared Harper (41) at UAB (OT) (12/15/18)









2



**BRYCE BROWN**

6-3 • 198

Sr. • G

Stone Mountain, Ga.  
(Tucker HS)

**2017-18 (Junior):** Named First Team All-SEC by the Associated Press and Second Team All-SEC by the league coaches ... tabbed to the Naismith Trophy Top 30 ... selected to the United States Basketball Writers Association All-District IV team ... averaged 15.9 points, 2.0 rebounds, 1.7 assists and 1.0 steals per game in 31.2 minutes per game ... played and started in 33 games, only missing the Georgia game due to an injury ... became the 36th player in program history to reach 1,000 career points after dropping 29 in the regular season finale against South Carolina ... became the 18th player in program history to tally 1,000 career points prior to the end of their third season ... moved into second in the program's all-time 3-pointers made list with 241 career 3s ... was 1 away from matching the single-season 3-point record held by Lance Weems (108, 1995-96) as he racked up 107 buckets behind the arc ... has made the most 3-pointers by any player in Auburn history through their first 3 seasons with 241 ... that mark is 54 ahead of the next-best total by Tay Waller ... guided the SEC with 3.2 3-pointers per game and 107 total 3s ... both marks were in the top 20 nationally ... led the team in scoring 13 times, steals 6 times and assists 2 times ... held defensive matchup to shoot just 37% on the season and forced 100 turnovers ... paced the team with 8 halves with 15 or more points ... averaged 16.8 points, 1.8 rebounds, 1.2 assists and 1.0 steals per game in league play ... scoring total ranked 7th in the SEC during conference action ... averaged 18.4 points per game and shot 47% from the field, including 46% behind the arc, in home games ... scored in double figures in 28 of 33 games, ranking second on the team ... tied for the team lead with 8 20-point games and 1 30-point contest ... scored career-high 31 points on 12-of-16 from the floor, including 4-of-8 behind the arc, in the season opener vs. Norfolk State ... buried 5 or more 3s in 8 games, including 6 in SEC play ... scored 29 points vs. South Carolina to clinch SEC title ... Academic Top Tiger ... declared for the NBA Draft without the intention of hiring an agent on April 11.

**HIGH SCHOOL AND PERSONAL DATA:** Averaged 25 points, 6 rebounds and 4 assists as a senior at Tucker High School under coach James Hartry ... averaged 18 points and five assists as a junior ... teammates with former Auburn player Tahj Shamsid-Deen at Columbia High School in Decatur, Ga., as a sophomore in 2012-13 ... went to Columbia High School as a sophomore and junior and went to back-to-back state championships ... impressed the Auburn coaching staff at Coach Bruce Pearl's Elite Camp in 2014 ... full name is Bryce Wade Brown ... son of Cedric and Donna Brown ... father, Cedric, and brother, Blake, played football at Clark Atlanta ... studying in College of Liberal Arts ... signed national letter of intent on Nov. 14, 2014.

**BROWN'S MISCELLANEOUS STATS**

	2015-16	2016-17	2017-18	2018-19	Career
Games with 10+ Pts	14	7	28	23	72
Games with 20+ Pts	3	0	8	7	18
Games 5+ 3s	4	3	8	9	24
Games with 5+ Reb	3	4	1	0	8
Games with 10+ Reb	0	0	0	0	0
Games with 5+ Ast	0	1	2	2	5
Games with 10+ Ast	0	0	0	0	0
Games with 5+ Blk	0	0	0	0	0
Games with 5+ Stl	0	0	0	0	0
Double-Doubles	0	0	0	0	0

**MEASURABLES AND BAM TESTING RESULTS**

Wingspan	64.5"
Reach	8'1"
Hand	9.5"
Vertical Jump	35"
Approach Vertical	42.5"
3/4 Court Sprint	3.152
Reaction Shuttle	2.787
Lane Agility Drill	10.617
185 lb Bench	14

**CAREER HIGHS**

Points	34 vs. Dayton (12/8/18)
Rebounds	6 (3x) last vs. LSU (1/18/17)
Field Goals	12 vs. Norfolk State (11/10/17)
Field Goals Att.	24 at Ole Miss (1/9/19)
3-Pt. Field Goals	9 at Arkansas (2/17/16)
3-Pt. Field Goals Att.	14 (2x) last vs. Alabama (2/21/18)
Free Throws	8 vs. Dayton (12/8/18)
Free Throws Att	9 vs. Dayton (12/8/18)
Assists	5 (5x) last vs. Saint Peter's (11/28/18)
Blocks	2 (2x) last vs. Boston College (12/12/16)
Steals	3 (7x) last at Mississippi State (1/26/19)
Minutes	43 vs. Xavier (11/19/18)

**2018-19 BROWN GAME-BY-GAME**

Opp.	Start	Min.	FG-A	3FG-A	FT-A	O-D-T	PF	A	TO	BLK	STL	PTS
S. Alabama	*	27	4-12	4-9	0-1	1-2-3	3	1	1	1	0	12
Washington	*	29	3-10	2-8	5-7	0-2-2	3	1	1	1	2	13
Miss. Col.	*	27	6-13	4-10	0-1	1-2-3	0	1	0	0	2	16
Xavier	*	43	8-18	5-13	5-6	0-4-4	2	5	2	0	2	26
Duke	*	38	6-17	4-13	0-0	2-1-3	2	2	2	0	1	16
Arizona	*	29	6-10	4-8	3-3	0-2-2	2	2	2	0	0	19
St. Peter's	*	25	7-11	3-6	2-4	0-4-4	0	5	1	0	1	19
UNCA	*	29	3-9	1-6	0-0	0-2-2	2	4	1	0	2	7
Dayton	*	34	10-18	6-13	8-9	0-1-1	1	1	1	0	0	34
UAB	*	39	1-7	0-6	3-4	1-0-1	3	2	1	0	0	5
NC State	*	26	1-6	0-4	1-1	1-2-3	1	1	6	0	2	3
Murray St.	*	33	4-10	3-8	0-0	0-1-1	2	2	3	0	0	11
North Fla.	*	24	5-12	5-10	3-3	1-1-2	2	4	3	0	2	18
Ole Miss	*	36	8-24	7-19	0-0	0-0-0	1	1	3	0	0	23
Georgia	*	27	6-11	3-4	0-0	1-1-2	1	2	3	0	1	15
Texas A&M	*	30	7-16	5-11	3-3	0-3-3	2	3	1	0	2	22
Kentucky	*	32	8-9	6-7	6-6	0-0-0	1	3	3	0	1	28
S. Carolina	*	33	4-11	3-8	6-7	1-1-2	1	1	3	0	1	17
Miss. St.	*	34	5-10	2-4	6-6	2-2-4	2	1	1	0	3	18
Missouri	*	32	4-10	4-10	2-2	0-4-4	1	1	1	0	1	14
Alabama	*	33	8-12	5-7	2-3	0-3-3	1	1	5	0	0	23
Florida	*	32	6-12	2-6	0-0	0-0-0	2	1	1	0	0	14
LSU	*	30	4-10	3-7	0-1	0-0-0	1	1	2	0	0	11
Ole Miss	*	35	2-12	1-7	3-3	0-1-1	2	0	2	0	2	8
Vanderbilt	*	33	4-11	3-6	3-3	2-0-2	2	0	1	0	1	14
Arkansas	*	24	6-10	5-8	1-2	1-2-3	3	1	2	0	1	18
Kentucky	*	33	2-7	2-5	0-0	0-1-1	0	2	1	0	0	6
Georgia	*	32	3-12	1-9	2-2	0-2-2	1	2	1	0	0	9
Miss. St.	*	36	7-10	5-8	5-7	0-1-1	1	3	1	0	2	24
Alabama	*	30	2-10	2-10	1-2	0-1-1	2	1	2	0	1	7
Tennessee												

**BROWN'S CAREER STATISTICS**

Year	GP-GS	Min-Avg	FG-FGA	Pct	3FG-A	Pct	FT-FTA	Pct	Off-Def-Tot--Avg	PF-FO	Ast	TO	Blk	Stl	Pts	Avg
2015-16	30-11	742-24.7	93-274	.339	78-211	.370	38-46	.826	15-40-55--1.8	73-2	20	31	0	11	302	10.1
2016-17	28-13	592-21.1	68-189	.360	56-140	.400	18-27	.667	12-43-55--2.0	49-0	35	26	6	28	210	7.5
2017-18	33-33	1031-31.2	169-421	.401	107-280	.382	79-102	.775	19-46-65--2.0	55-0	55	43	7	32	524	15.9
2018-19	30-30	945-31.5	150-350	.429	100-250	.400	70-86	.814	14-46-60--2.0	47-0	55	57	2	30	470	15.7
TOTAL	121-87	3310-27.4	480-1234	.389	341-881	.387	205-261	.785	60-175-235--1.9	224-2	165	157	15	101	1506	12.4

3

**DANJEL PURIFOY**

6-7 • 230

Jr. • F

Centreville, Ala.

(Hargrave Military Academy)



**2016-17 (Redshirt Freshman):** Averaged 11.5 points, 4.7 rebounds, 1.8 assists and 1.4 steals in 28.7 minutes per game ... played in 29 games, starting 25 ... shot 39.8 percent from the field, 36.9 percent from 3-point range and 87.9 percent from the foul line ... in the SEC rankings, ranked sixth in free throw pct., sixth in 3-point field goals made (2.0), eighth in 3-point field goal pct. and ninth in steals ... made 27 straight free throws to tie the Auburn record with Frankie Sullivan in 2009-10 ... he and Mustapha Heron were the first Auburn freshmen to score in double figures in their first five college games since Wesley Person in 1990-91 ... scored a career-high 27 points (4-of-7 3s) vs. Boston College in the UnderArmour Reunion in New York's Madison Square Garden to go along with 5 rebounds, 2 assists and 2 steals ... 27 points (career-high 5-of-10 3s), 7 rebounds and 3 steals vs. Coastal Carolina ... named to the Cancun Challenge all-tournament team, averaging 16.5 points on 6-of-14 3s ... in Cancun, totaled 22 points (4-of-9 3s), 3 rebounds and 2 steals vs. #17 Purdue ... career-high 15 rebounds in the win at UConn and hit the game-tying 3-pointer with 1:04 left in overtime ... 19 points (17 in the second half) after playing only three first-half minutes vs. Georgia State ... 16 points (4-of-9 3s, including 3-of-4 3s in second half) and four rebounds at UAB ... 16 points (3-of-6 3s), 8 rebounds, 3 assists and 3 steals vs. Eastern Kentucky ... 15 points (3-of-6 3s), 7 rebounds and 2 steals at LSU ... 14 points (4-of-7 3s), 4 rebounds, 2 assists and 2 steals at Alabama after only 14 points combined in the previous four games ... left ankle sprain with 7:12 left in the first half vs. Ole Miss Jan. 7 and missed the next 3 games ... averaged 11.4 points in the final 10 games after averaging 3.5 points in the four games prior after a sprained ankle ... 12 points, 4 rebounds and 3 assists at Georgia ... 13 points vs. Missouri ... at the team's postseason awards banquet, received the Sonny Smith Most Outstanding Teammate Award and the John Mengelt Free Throw Award (.879).

**HIGH SCHOOL AND PERSONAL DATA:** Four-star small forward by ESPN, Rivals, Scout and 247Sports ... ranked ninth among all small forwards and 48th overall by 247Sports ... ranked as the nation's No. 12 small forward and the top player in Alabama by 247 Sports ... averaged 25 points, 11 rebounds, five blocks and 20 deflections a game at Hargrave Military Academy under coach A.W. Hamilton in 2014-15 ... averaged 17.7 points and 6.1 rebounds per game at Bibb County as a junior ... full name is Danjel Kevon Purifoy ... son of Waukesha Evans ... studying in College of Liberal Arts ... signed national letter of intent on Nov. 12, 2014.

**PURIFOY'S MISCELLANEOUS STATS**

	2016-17	2017-18	2018-19	Career
Games with 10+ Pts	17	0	0	17
Games with 20+ Pts	3	0	0	3
Games 5+ 3s	1	0	0	1
Games with 5+ Reb	12	0	0	12
Games with 10+ Reb	1	0	0	1
Games with 5+ Ast	2	0	0	2
Games with 10+ Ast	0	0	0	0
Games with 5+ Blk	0	0	0	0
Games with 5+ Stl	0	0	0	0
Double-Doubles	0	0	0	0

**MEASURABLES AND BAM TESTING RESULTS**

Wingspan	6'10.5"
Reach	8'8"
Hand	10"
Vertical Jump	28.5"
Approach Vertical	38.5"
3/4 Court Sprint	3.324
Reaction Shuttle	3.226
Lane Agility Drill	11.544
185 lb Bench	11

**CAREER HIGHS**

Points	27 (2x) last vs. Boston College (12/12/16)
Rebounds	15 at UConn (12/23/16)
Field Goals	9 vs. Coastal Carolina (12/15/16)
Field Goals Att.	14 (2x) last vs. Coastal Carolina (12/15/16)
3-Pt. Field Goals	5 vs. Coastal Carolina (12/15/16)
3-Pt. Field Goals Att.	10 vs. Coastal Carolina (12/15/16)
Free Throws	8 vs. Georgia State (11/14/16)
Free Throws Att.	10 vs. Georgia State (11/14/16)
Assists	9 vs. USC Upstate (11/29/16)
Blocks	1 (5x) last vs. Missouri (3/8/17)
Steals	3 (6x) last at Texas A&M (2/18/17)
Minutes	39 vs. Missouri (3/8/17)

**2018-19 PURIFOY GAME-BY-GAME**

Opp.	Start	Min.	FG-A	3FG-A	FT-A	O-D-T	PF	A	TO	BLK	STL	PTS
S. Alabama	-dnp-											
Washington	-dnp-											
Miss. Col.	-dnp-											
Xavier	-dnp-											
Duke	-dnp-											
Arizona	-dnp-											
St. Peter's	-dnp-											
UNCA	-dnp-											
Dayton	-dnp-											
UAB		7	1-2	0-1	0-1	1-0-1	0	0	0	0	1	2
NC State		8	0-1	0-1	0-0	1-1-2	1	0	2	0	0	0
Murray St.		4	0-1	0-1	0-0	0-0-0	0	0	0	0	1	0
North Fla.		8	1-3	0-0	0-0	0-1-1	0	1	0	0	0	2
Ole Miss	-dnp-											
Georgia	-dnp-											
Texas A&M	-dnp-											
Kentucky		8	1-4	1-3	0-0	0-0-0	2	0	0	0	0	3
S. Carolina		19	1-6	0-1	1-2	2-1-3	3	2	2	0	2	3
Miss. St.		5	1-1	1-1	0-0	0-2-2	0	0	0	0	0	3
Missouri		11	3-5	2-3	0-0	0-1-1	1	2	0	0	2	8
Alabama		15	2-3	1-2	2-2	2-2-4	3	1	0	0	0	7
Florida		13	1-2	1-1	2-2	1-1-2	0	2	1	0	0	5
LSU		10	3-5	1-3	1-1	0-1-1	0	1	1	0	1	8
Ole Miss		7	1-4	0-1	0-1	0-2-2	0	0	0	0	0	2
Vanderbilt		9	1-4	0-2	0-0	0-0-0	1	0	0	0	1	2
Arkansas		17	0-2	0-2	0-0	0-3-3	0	0	0	0	1	0
Kentucky		16	1-4	0-1	0-0	0-2-2	4	1	1	0	1	2
Georgia		19	1-3	1-3	0-0	1-2-3	2	0	0	0	0	3
Miss. St.		9	1-2	1-2	0-0	0-0-0	1	0	1	0	1	3
Alabama		8	0-0	0-0	0-0	0-2-2	0	0	0	0	0	0
Tennessee												

**PURIFOY'S CAREER STATISTICS**

Year	GP-GS	Min-Avg	FG-FGA	Pct	3FG-A	Pct	FT-FTA	Pct	Off-Def-Tot--Avg	PF-FO	Ast	TO	Blk	Stl	Pts	Avg
2016-17	29-25	831-28.7	97-244	.398	59-160	.369	80-91	.879	28-108-136--4.7	65-0	51	45	5	41	333	11.5
2018-19	18-0	193-10.7	19-52	.365	9-28	.321	6-9	.667	8-21-29--1.6	18-0	10	8	0	11	53	2.9
TOTAL	47-25	1024-21.8	116-296	.392	68-188	.362	86-100	.860	36-129-165--3.5	83-0	61	53	5	52	386	8.2

4

**MALIK DUNBAR**

6-6 • 230

Sr. • G/F

North Augusta, S.C.

(College of Central Florida)



**MEASURABLES AND BAM TESTING RESULTS**

Wingspan	6'9.25"
Reach	8'6"
Hand	9"
Vertical Jump	31.5"
Approach Vertical	38.5"
3/4 Court Sprint	3.221
Reaction Shuttle	3.009
Lane Agility Drill	12.282
185 lb Bench	13

**2017-18 (Junior):** Averaged 5.4 points, 2.4 rebounds and 0.4 steals per game in 14.1 minutes per game ... played in all 34 games and started 3 ... shot 42% from the floor and 35% from 3-point land ... shot 36% from downtown during SEC action ... averaged 6.9 points and shot 45% from the field during home games ... scored in double figures 3 times ... led the Tigers in steals in 3 games and blocks in 1 contest ... went 23 for 62 from behind the arc in the last 19 games, despite starting the season 4 of 15 ... averaged 10 points and 6.3 rebounds to go along with 48% from the field, including 36% from downtown, as a starter ... buried multiple 3-points 7 times, including 5 during SEC play ... first game as a Tiger was season opener vs. Norfolk State where he scored 7 points in 16 minutes ... racked up 13 points on 6 of 8 shooting against Winthrop ... made first career start and played 25 minutes vs. UAB ... scored 9 points and had 6 rebounds in that game ... went 3 for 3 behind the arc at Murray State ... scored 12 points and had 3 boards vs. UConn ... started at Georgia and scored 7 points to go along with 6 rebounds ... scored a season-high 14 points on 6 of 10 from the floor, including 2 of 5 from downtown, and had 7 rebounds to go along with 2 steals in a start vs. Alabama ... went 4 for 7 from the floor for 11 points in NCAA Tournament action ... named a top-10 JUCO transfer by Jon Rothstein ... Academic Top Tiger.

**HIGH SCHOOL AND PERSONAL DATA:** Was a South Carolina Class 4A first-team all-state selection as a senior at Spring Valley High School in Columbia in 2014-15 ... son of Trika Mobley ... one of five siblings.

**CAREER HIGHS**

Points	16 vs. South Alabama (11/6/18)
Rebounds	8 vs. Mississippi College (11/14/18)
Field Goals	7 vs. South Alabama (11/6/18)
Field Goals Att.	13 vs. UConn (12/23/17)
3-Pt. Field Goals	4 vs. Saint Peter's (11/28/18)
3-Pt. Field Goals Att.	7 vs. UConn (12/23/17)
Free Throws	3 (2x) last at Vanderbilt (2/16/19)
Free Throws Att.	4 (4x) last at Vanderbilt (2/16/19)
Assists	3 vs. Arkansas (2/20/19)
Blocks	3 (2x) last at Texas A&M (1/16/19)
Steals	5 vs. UNC Asheville (12/4/18)
Minutes	30 at Vanderbilt (2/16/19)

**2018-19 DUNBAR GAME-BY-GAME**

Opp.	Start	Min.	FG-A	3FG-A	FT-A	O-D-T	PF	A	TO	BLK	STL	PTS
S. Alabama		23	7-11	2-5	0-0	3-2-5	2	0	1	1	0	16
Washington		18	3-5	1-3	1-1	0-4-4	0	0	0	0	0	8
Miss. Col.		21	4-12	0-4	2-2	3-5-8	1	2	2	0	2	10
Xavier		15	1-3	1-2	0-0	1-2-3	2	1	1	0	0	3
Duke		20	2-5	1-3	0-0	0-2-2	5	1	1	1	0	5
Arizona		17	6-7	2-3	1-2	1-3-4	1	0	1	0	1	15
St. Peter's		18	4-9	4-6	2-2	0-3-3	1	1	1	0	2	14
UNCA		25	3-4	2-3	0-2	1-6-7	1	1	2	0	5	8
Dayton		6	0-3	0-3	0-0	0-0-0	0	0	0	0	0	0
UAB		14	2-8	1-4	0-0	0-3-3	2	1	1	1	1	5
NC State		20	5-8	2-5	0-1	1-3-4	4	0	1	0	1	12
Murray St.		16	1-5	1-4	1-2	0-3-3	1	1	1	1	0	4
North Fla.		23	4-10	1-5	2-2	1-2-3	1	2	0	0	2	11
Ole Miss		13	4-4	1-1	2-4	2-2-4	1	0	1	1	3	11
Georgia		14	4-7	2-4	1-2	0-1-1	3	0	0	0	2	11
Texas A&M		18	0-2	0-1	2-2	1-3-4	3	1	1	3	2	2
Kentucky		22	4-7	2-4	0-0	2-5-7	4	0	0	0	1	10
S. Carolina		12	0-3	0-1	2-2	0-2-2	3	0	0	0	0	2
Miss. St.		14	2-3	1-2	0-0	0-2-2	4	0	0	0	1	5
Missouri		16	2-4	2-4	0-0	0-2-2	2	1	3	0	0	6
Alabama		21	1-3	0-0	1-2	0-4-4	1	0	2	0	1	3
Florida		16	3-5	1-3	2-3	1-0-1	2	1	1	0	0	9
LSU		22	1-4	1-3	0-1	1-1-2	3	1	1	0	0	3
Ole Miss		16	1-3	0-1	0-0	1-2-3	2	0	2	2	0	2
Vanderbilt		30	4-7	2-4	3-4	2-3-5	3	0	1	2	0	13
Arkansas	*	22	3-8	2-5	0-0	0-5-5	2	3	2	0	2	8
Kentucky	*	20	0-6	0-5	0-2	1-3-4	1	0	1	0	1	0
Georgia	-dnp-											
Miss. St.	*	17	2-6	1-3	1-2	0-3-3	0	0	1	1	1	6
Alabama		18	3-7	1-4	1-1	1-3-4	1	1	1	0	2	8
Tennessee												

**DUNBAR'S MISCELLANEOUS STATS**

	2017-18	2018-19	Career
Games with 10+ Pts	3	10	13
Games with 20+ Pts	0	0	0
Games 5+ 3s	0	0	0
Games with 5+ Reb	5	6	11
Games with 10+ Reb	0	0	0
Games with 5+ Ast	0	0	0
Games with 10+ Ast	0	0	0
Games with 5+ Blk	0	0	0
Games with 5+ Stl	0	1	1
Double-Doubles	0	0	0

**DUNBAR'S CAREER STATISTICS**

Year	GP-GS	Min-Avg	FG-FGA	Pct	3FG-A	Pct	FT-FTA	Pct	Off-Def-Tot--Avg	PF-FO	Ast	TO	Blk	Stl	Pts	Avg
2017-18	34-3	481-14.1	70-167	.419	27-78	.346	18-31	.581	18-65-83--2.4	65-1	8	27	8	13	185	5.4
2018-19	29-3	527-18.2	76-169	.450	34-95	.358	24-39	.615	23-79-102--3.5	56-1	18	29	13	30	210	7.2
TOTAL	63-6	1008-16.0	146-336	.435	61-173	.353	42-70	.600	41-144-185--2.9	121-2	26	56	21	43	395	6.3



5

**CHUMA OKEKE**

6-8 • 230

So. • F

Atlanta, Ga.  
(Westlake HS)



**2017-18 (Freshman):** Averaged 7.5 points, 5.8 rebounds, 1.1 assists and 0.7 blocks per game in 21.6 minutes per game ... played in all 34 games off the bench ... led the team in bench minutes ... finished 4th among SEC freshmen in rebounding with 197 total boards ... averaged 7.6 points, 5.4 rebounds, 1.1 assists and 0.7 blocks in SEC play ... 197 rebounds was the most by an Auburn freshman since Jeff Moore in 1984-85 ... pulled down 4 double-digit rebounding games, including 3 in league action ... racked up 15 games in double figures, ranking fifth on the team ... tied for the team lead by shooting 39% from behind the arc (34-of-87) ... shot over 49% from the field at home ... knocked down multiple 3s in 12 contests, including 8 in SEC play ... selected as 1 of 20 Under-the-Radar Freshmen by Jon Rothstein ... named a top 15 Impact Freshman by Jon Rothstein ... buried 5 or more field goals in games against Dayton, Middle Tennessee, LSU, Vanderbilt, Alabama and Florida ... named the SEC Freshman of the Week (Dec. 4) after averaging 11 points and 8 rebounds per game in Auburn's victories at Dayton and against George Mason ... recorded double-doubles against Alabama (16 pts, 10 reb) and Florida (12 pts, 10 reb) to become the first Auburn player to tally back-to-back double-doubles in consecutive SEC games since Cinmeon Bowers in 2016 ... Academic Top Tiger.

**2017 USA U19 WORLD CUP TEAM:** Invited to the USA Basketball U19 World Cup Training Camp in the Olympic Training Center in Colorado Springs, Colo., along with sophomore Austin Wiley in June 2017 ... made the first cut at the tryouts from 27 to 18.

**HIGH SCHOOL AND PERSONAL DATA:** Consensus four-star prospect ... MaxPreps All-American selection as a senior in 2016-17 ... ranked 44th nationally by Scout, 48th by ESPN, 55th by Rivals, 56th by 247Sports and 61st by ESPN ... as a junior, led Westlake to the 2016 Georgia Class 6A state championship for the first time since 2002 with a 68-58 overtime win over Pebblebrook ... MaxPreps Junior All-America honorable mention selection in 2015-16 ... averaged 24.4 points, 15.0 rebounds, 3.1 assists, 2.4 steals and 1.0 block in only 11.7 minutes per game as a senior in helping Westlake to an 18-11 record overall, 9-1 in the region, under coach Darron Rogers in 2016-17 ... shot 71 percent (137-of-192) from the field, 70.0 percent (14-of-20) from 3-point range and 69.5 percent (132-of-190) from the foul line ... averaged 9.6 offensive rebounds per game ... 35 points and 17 rebounds at the Cancer Research Classic on Jan. 11, 2017 ... 35 points and 24 rebounds in an 89-83 triple overtime loss to Newton in the state playoffs on Feb. 24 ... 36 points, 28 rebounds and 5 assists in 85-76 win over Pebblebrook on Jan. 31 ... 40 points, 20 rebounds and 6 assists in 80-78 overtime win at Pebblebrook on Jan. 13 ... 35 points and 17 rebounds in a 76-73 loss to Gonzaga of Washington, D.C., on Jan. 7 ... 32 points and 18 rebounds in 72-63 victory over Southwest Atlanta Christian on Dec. 3 ... averaged 22.7 points and 7.5 rebounds as a sophomore in 2014-15.

**OKEKE'S MISCELLANEOUS STATS**

	2017-18	2018-19	Career
Games with 10+ Pts	15	22	37
Games with 20+ Pts	0	2	2
Games 5+ 3s	0	0	0
Games with 5+ Reb	22	24	46
Games with 10+ Reb	4	5	9
Games with 5+ Ast	0	3	3
Games with 10+ Ast	0	0	0
Games with 5+ Blk	0	0	0
Games with 5+ Stl	0	2	2
Double-Doubles	3	5	8

**MEASURABLES AND BAM TESTING RESULTS**

Wingspan	7'0"
Reach	8'11.5"
Hand	10"
Vertical Jump	34.5"
Approach Vertical	27"
3/4 Court Sprint	3.354
Reaction Shuttle	3.146
Lane Agility Drill	12.466
185 lb Bench	1

**CAREER HIGHS**

Points	23 vs. Ole Miss (2/13/19)
Rebounds	14 (2x) last at Alabama (3/5/19)
Field Goals	8 vs. Ole Miss (2/13/19)
Field Goals Att.	14 vs. Murray State (12/22/18)
3-Pt. Field Goals	3 (7x) last vs. Arkansas (2/20/19)
3-Pt. Field Goals Att.	8 vs. Murray State (12/22/18)
Free Throws	8 at Vanderbilt (2/16/19)
Free Throws Att.	10 at Vanderbilt (2/16/19)
Assists	5 (3x) last vs. Arkansas (2/20/19)
Blocks	3 (3x) last vs. Arkansas (2/20/19)
Steals	5 (2x) last vs. North Florida (12/29/18)
Minutes	36 at Mississippi State (1/26/18)

**2018-19 OKEKE GAME-BY-GAME**

Opp.	Start	Min.	FG-A	3FG-A	FT-A	O-D-T	PF	A	TO	BLK	STL	PTS
S. Alabama	*	30	7-11	3-5	3-3	6-3-9	1	5	5	3	3	20
Washington	*	28	7-11	3-3	2-2	6-4-10	3	2	2	2	1	19
Miss. Col.	*	18	1-3	1-3	0-0	0-7-7	0	2	0	1	0	3
Xavier	*	29	5-9	1-5	2-3	4-3-7	4	0	0	0	1	13
Duke	*	33	3-10	0-3	0-0	1-5-6	4	3	2	0	4	6
Arizona	*	31	4-7	0-3	2-4	2-4-6	1	2	2	0	0	10
St. Peter's	*	22	5-5	2-2	0-0	4-2-6	0	3	1	2	1	12
UNCA	*	25	2-5	2-3	1-2	3-4-7	1	5	2	2	0	7
Dayton	*	30	1-6	0-2	0-0	2-1-3	1	2	1	2	3	2
UAB	*	34	4-6	0-1	3-4	3-3-6	4	1	3	2	0	11
NC State	*	32	3-8	1-6	0-0	2-4-6	5	2	1	1	3	7
Murray St.	*	31	7-14	3-8	0-2	2-3-5	3	2	4	2	5	17
North Fla.	*	27	5-8	0-2	2-2	2-3-5	3	2	1	1	5	12
Ole Miss	*	34	2-6	1-3	0-3	2-2-4	3	3	4	1	0	5
Georgia	*	22	1-5	0-2	2-2	2-2-4	4	2	1	1	0	4
Texas A&M	*	32	5-11	0-3	0-0	4-3-7	1	1	2	0	2	10
Kentucky	*	32	5-11	1-5	0-0	2-4-6	3	2	0	1	1	11
S. Carolina	*	28	4-12	1-4	4-4	4-3-7	1	0	2	1	2	13
Miss. St.	*	36	6-10	3-5	1-1	2-2-4	1	1	2	0	0	16
Missouri	*	28	5-8	2-4	2-3	3-9-12	0	4	0	2	0	14
Alabama	*	29	4-7	1-1	0-0	3-2-5	1	2	1	1	4	9
Florida	*	27	3-9	1-4	4-7	3-5-8	0	2	0	1	3	11
LSU	*	26	5-10	2-6	0-2	4-10-14	1	0	2	1	0	12
Ole Miss	*	33	8-11	2-3	5-6	4-7-11	2	0	3	1	2	23
Vanderbilt	*	31	2-6	1-3	8-10	1-5-6	1	1	2	1	3	13
Arkansas	*	29	4-8	3-5	0-0	0-4-4	1	5	2	3	1	11
Kentucky	*	30	6-13	2-5	0-0	2-1-3	3	1	1	0	0	14
Georgia	*	27	5-11	2-4	1-1	4-2-6	3	0	2	2	1	13
Miss. St.	*	31	4-9	0-3	3-4	0-7-7	0	2	2	2	1	11
Alabama	*	32	6-11	1-1	4-4	7-7-14	1	3	2	1	1	17
Tennessee												

**OKEKE'S CAREER STATISTICS**

Year	GP-GS	Min-Avg	FG-FGA	Pct	3FG-A	Pct	FT-FTA	Pct	Off-Def-Tot--Avg	PF-FO	Ast	TO	Blk	Stl	Pts	Avg
2017-18	34-0	734-21.6	92-201	.458	34-87	.391	37-55	.673	69-128-197--5.8	66-1	38	27	25	23	255	7.5
2018-19	30-30	877-29.2	129-261	.494	39-107	.364	49-69	.710	84-121-205--6.8	56-1	60	52	37	47	346	11.5
TOTAL	64-30	1611-25.2	221-462	.478	73-194	.376	86-124	.694	153-249-402--6.3	122-2	98	79	62	70	601	9.4

10

**SAMIR DOUGHTY**

6-4 • 195

Jr. • G

Philadelphia, Pa.  
(VCU)



**2017-18 (Sophomore):** Sat out the season after transferring from VCU on June 27, 2017 ... will have two years of eligibility remaining beginning in the 2018-19 season ... brings experience, versatility and the ability to make his teammates better as a playmaker and slasher ... can play several positions on the floor.

**2016-17 (Redshirt Freshman at VCU):** Averaged 9.0 points, 3.6 rebounds, 2.1 assists and 0.9 steals in 23.1 minutes per game ... played in 35 games, starting 15 as VCU reached the NCAA Tournament, losing to Saint Mary's in the first round ... was the Rams' fourth-leading scorer ... averaged the most points by a VCU freshman since Shawn Hampton in 1998-99 ... shot 40.9 percent from the floor, 28.4 percent from 3-point range and 76.6 percent from the foul line ... shot 34.5 percent (19-of-55) from 3-point range for the final 21 games of the season since Jan. 4 after opening the year 4-of-26 from behind the arc ... career-high 23 points with nine assists and seven rebounds at Duquesne ... just missed a triple-double with 10 points, 10 assists and eight rebounds vs. Saint Joseph's ... 17 points in the Atlantic 10 Conference Tournament vs. Richmond ... 9 points vs. Saint Mary's in the NCAA Tournament ... went 4-0 as VCU toured Spain from Aug. 12-22 in Madrid, Toledo, Valencia and Barcelona.

**2017-18 (Freshman at VCU):** Redshirted at VCU ... originally signed with St. John's.

**HIGH SCHOOL AND PERSONAL DATA:** Averaged 24.9 points, 9.7 rebounds, 4.1 assists and 2.7 steals per game while shooting 59 percent from 2-point range as a senior at Mathematics, Civics & Science Charter in Philadelphia, Pa. .... ranked as the 35th-best point guard nationally by 247 Sports, including sixth-best in Pennsylvania, as a senior ... three-star recruit.

DOUGHTY'S MISCELLANEOUS STATS				
	2016-17	2017-18	2018-19	Career
Games with 10+ Pts	15	0	7	22
Games with 20+ Pts	1	0	1	2
Games 5+ 3s	0	0	0	0
Games with 5+ Reb	9	0	9	18
Games with 10+ Reb	0	0	1	1
Games with 5+ Ast	4	0	2	6
Games with 10+ Ast	1	0	0	1
Games with 5+ Blk	0	0	0	0
Games with 5+ Stl	0	0	0	0
Double-Doubles	1	0	0	1

**MEASURABLES AND BAM TESTING RESULTS**

Wingspan	6'4.5"
Reach	8'3.5"
Hand	8.25"
Vertical Jump	28.5"
Approach Vertical	34"
3/4 Court Sprint	3.305
Reaction Shuttle	3.430
Lane Agility Drill	11.607
185 lb Bench	3

**CAREER HIGHS**

Points	23 at Duquesne (1/4/17)
Rebounds	10 vs. Dayton (12/8/18)
Field Goals	9 at Duquesne (1/4/17)
Field Goals Att.	15 at Duquesne (1/4/17)
3-Pt. Field Goals	3 (2x) last vs. Georgia (1/12/19)
3-Pt. Field Goals Att.	6 (2x) last at Ole Miss (1/9/19)
Free Throws	7 vs. St. Joseph's (2/14/17)
Free Throws Att.	8 (2x) last vs. St. Joseph's (2/14/17)
Assists	10 vs. St. Joseph's (2/14/17)
Blocks	1 (4x) last at Kentucky (2/23/19)
Steals	4 (2x) last vs. Dayton (12/8/18)
Minutes	35 at Georgia (2/27/19)

**2018-19 DOUGHTY GAME-BY-GAME**

Opp.	Start	Min.	FG-A	3FG-A	FT-A	O-D-T	PF	A	TO	BLK	STL	PTS
S. Alabama	*	19	5-7	2-3	2-2	1-0-1	3	1	2	0	0	14
Washington	*	25	6-9	2-4	4-4	2-2-4	2	4	3	0	4	18
Miss. Col.	*	19	5-11	1-5	2-2	1-4-5	3	2	3	0	3	13
Xavier	*	31	1-6	0-1	0-0	3-0-3	2	2	2	0	2	2
Duke	*	13	0-3	0-0	0-0	2-1-3	5	0	1	0	1	0
Arizona	*	23	3-6	1-2	0-0	1-2-3	3	0	1	0	1	7
St. Peter's	*	26	1-2	0-1	0-0	2-4-6	2	5	1	0	1	2
UNCA	*	25	4-7	2-5	3-4	1-5-6	2	2	2	0	2	13
Dayton	*	34	3-6	2-3	0-0	4-6-10	1	6	1	0	4	8
UAB	*	27	1-4	0-1	2-2	2-4-6	2	2	2	0	0	4
NC State	*	20	3-6	1-3	0-0	1-0-1	1	2	3	0	1	7
Murray St.	*	24	6-7	2-3	6-6	2-2-4	3	2	0	0	0	20
North Fla.	*	14	2-4	0-0	0-0	2-0-2	1	0	1	0	0	4
Ole Miss	*	27	3-6	3-6	0-0	0-2-2	3	2	1	0	2	9
Georgia	*	31	4-9	3-4	0-0	0-3-3	1	3	2	0	2	11
Texas A&M	*	23	2-7	1-4	0-0	0-1-1	3	0	1	0	1	5
Kentucky	*	24	1-4	1-3	2-2	0-1-1	1	3	0	0	0	5
S. Carolina	*	28	3-5	2-4	0-0	0-3-3	2	0	1	0	0	8
Miss. St.	*	26	1-3	0-1	4-4	1-4-5	4	3	2	0	3	6
Missouri	*	21	3-8	1-4	0-0	1-4-5	4	1	1	1	1	7
Alabama	*	22	3-6	1-2	0-0	1-2-3	4	0	1	1	2	7
Florida	*	32	4-8	2-4	2-2	3-2-5	2	2	1	0	3	12
LSU	*	33	1-5	1-4	1-2	1-1-2	4	0	2	0	3	4
Ole Miss	*	28	1-3	1-1	0-0	0-3-3	3	2	1	0	0	3
Vanderbilt	*	16	0-0	0-0	0-2	0-1-1	2	0	1	0	0	0
Arkansas		21	2-3	1-2	1-1	0-4-4	4	2	5	0	2	6
Kentucky		20	0-2	0-1	0-0	0-0-0	0	1	1	1	1	0
Georgia	*	35	3-7	0-2	1-2	2-3-5	1	4	3	0	2	7
Miss. St.		23	3-3	2-2	0-0	0-1-1	4	1	2	0	0	8
Alabama	*	22	2-5	1-2	2-2	2-3-5	3	1	3	0	3	7
Tennessee												

**DOUGHTY'S CAREER STATISTICS**

Year	GP-GS	Min-Avg	FG-FGA	Pct	3FG-A	Pct	FT-FTA	Pct	Off-Def-Tot--Avg	PF-FO	Ast	TO	Blk	Stl	Pts	Avg
2016-17*	35-15	809-23.1	103-252	.409	23-81	.284	85-111	.766	29-98-127--3.6	76-3	75	66	2	33	314	9.0
2018-19	30-27	732-24.4	76-162	.469	33-77	.429	32-37	.865	35-68-103--3.4	75-1	53	50	3	44	217	7.2
TOTAL	65-42	1541-23.7	179-414	.432	56-158	.354	117-148	.791	64-166-230--3.5	151-4	128	116	5	77	531	8.2

12

**J'VON McCORMICK**

6-0 • 175

Jr. • G

New Orleans, La.  
(Lee College)



**MEASURABLES AND BAM TESTING RESULTS**

Vertical Jump	34"
Approach Vertical	41.5"
3/4 Court Spring	3.091
Reaction Shuttle	3.033
Lane Agility Drill	11.252
185 lb Bench	6

**2017-18 (Sophomore at Lee):** Averaged 18.5 points, 6.4 assists and 5.3 rebounds in 28 games for the Runnin' Rebels ... started all 28 games ... was the third-highest scorer in the Region XIV Athletic Conference ... had 180 assists - the third-most in the region ... also added 44 steals ... knocked down 127 free throws.

**2016-17 (Freshman at Lee):** Averaged 4.9 points, 2.1 assists and 2.0 rebounds in 31 games for the Runnin' Rebels ... started seven games ... totaled 62 rebounds, including 23 offensive ... racked up 64 assists and contributed 39 steals.

**HIGH SCHOOL AND PERSONAL DATA:** Known for quickness and ability to create off the bounce ... fast guard to push the tempo and guard opposing team's primary ball-handlers ... scored over 2,000 points for Mayde Creek High School (Texas) ... earned the 2016 19-6A Offensive MVP ... was a member of the all-conference team ... earned the newcomer of the year award as a freshman ... played for coach Darius Barnes Jr. and C.O.G Elite ... also played for coach Tim Schumacher and Houston Hoops ... son of Carol McCormick ... has two brothers, Brad and Troy ... enrolled in the Harbert College of Business.

**CAREER HIGHS**

Points	14 at NC State (12/19/18)
Rebounds	4 (2x) last at Texas A&M (1/16/19)
Field Goals	6 at NC State (12/19/18)
Field Goals Att.	7 at NC State (12/19/18)
3-Pt. Field Goals	2 vs. Arizona (11/21/18)
3-Pt. Field Goals Att.	2 (2x) last vs. Arizona (11/21/18)
Free Throws	3 vs. Arkansas (2/20/19)
Free Throws Att.	6 vs. Arkansas (2/20/19)
Assists	4 (3x) last vs. Alabama (2/2/19)
Blocks	1 at Vanderbilt (2/16/19)
Steals	3 (4x) vs. North Florida (12/29/18)
Minutes	22 vs. Mississippi College (11/14/18)

**2018-19 MCCORMICK GAME-BY-GAME**

Opp.	Start	Min.	FG-A	3FG-A	FT-A	O-D-T	PF	A	TO	BLK	STL	PTS
S. Alabama	17	2-5	1-2	0-0	2-0-2	3	2	2	0	2	5	
Washington	8	1-4	0-1	0-0	0-1-1	2	2	0	0	0	2	
Miss. Col.	22	3-5	0-1	1-4	1-3-4	0	1	1	1	0	3	
Xavier	4	0-0	0-0	0-0	0-0-0	0	0	1	0	0	0	
Duke	3	0-0	0-0	0-0	1-0-1	1	2	0	0	0	0	
Arizona	15	2-2	2-2	0-0	0-0-0	2	1	3	0	1	6	
St. Peter's	10	0-0	0-0	0-0	0-0-0	1	1	0	0	0	0	
UNCA	-dnp-											
Dayton	11	1-1	0-0	0-0	0-0-0	0	1	0	0	0	2	
UAB	10	0-0	0-0	0-0	0-0-0	2	1	0	0	0	0	
NC State	17	6-7	0-0	2-4	2-0-2	2	3	1	0	3	14	
Murray St.	13	2-4	1-1	0-0	0-0-0	1	2	3	0	3	5	
North Fla.	16	1-3	0-0	1-2	0-1-1	0	4	1	0	3	3	
Ole Miss	6	0-1	0-0	0-0	0-1-1	0	0	1	0	0	0	
Georgia	13	1-1	0-0	0-0	0-0-0	1	1	0	0	0	2	
Texas A&M	14	3-6	0-1	0-0	2-2-4	0	4	0	1	0	6	
Kentucky	8	0-2	0-0	0-0	1-0-1	2	1	1	0	0	0	
S. Carolina	9	0-2	0-0	2-2	0-0-0	0	1	0	0	0	2	
Miss. St.	11	2-4	1-1	2-3	1-2-3	0	0	4	0	0	7	
Missouri	13	3-4	0-0	0-0	1-1-2	1	2	0	0	1	6	
Alabama	11	1-3	0-0	0-0	0-0-0	1	4	0	0	1	2	
Florida	13	1-1	0-0	2-3	0-0-0	0	2	1	0	1	4	
LSU	5	0-1	0-0	0-0	0-1-1	2	2	1	0	0	0	
Ole Miss	7	0-0	0-0	1-2	0-0-0	0	0	0	0	0	1	
Vanderbilt	7	0-0	0-0	0-0	0-1-1	0	0	0	1	0	0	
Arkansas	12	1-2	1-1	3-6	1-1-2	3	0	2	0	2	6	
Kentucky	9	1-2	0-0	1-1	0-0-0	0	2	0	0	1	3	
Georgia	11	3-4	1-1	0-0	0-0-0	0	2	0	0	2	7	
Miss. St.	8	0-1	0-0	0-0	0-0-0	2	1	1	0	1	0	
Alabama	14	2-3	0-0	0-0	0-0-0	1	0	0	0	0	4	
Tennessee												

**MCCORMICK'S MISCELLANEOUS STATS**

	2018-19	Career
Games with 10+ Pts	1	1
Games with 20+ Pts	0	0
Games 5+ 3s	0	0
Games with 5+ Reb	0	0
Games with 10+ Reb	0	0
Games with 5+ Ast	0	0
Games with 10+ Ast	0	0
Games with 5+ Blk	0	0
Games with 5+ Stl	0	0
Double-Doubles	0	0

**MCCORMICK'S CAREER STATISTICS**

Year	GP-GS	Min-Avg	FG-FGA	Pct	3FG-A	Pct	FT-FTA	Pct	Off-Def-Tot--Avg	PF-FO	Ast	TO	Blk	Stl	Pts	Avg
2018-19	29-0	317-10.9	36-68	.529	7-11	.636	15-27	.556	12-14-26--0.9	27-0	42	23	2	24	94	3.2
TOTAL	29-0	317-10.9	36-68	.529	7-11	.636	15-27	.556	12-14-26--0.9	27-0	42	23	2	24	94	3.2

20



**MYLES PARKER**

6-8 • 200

Fr. • F

Madison, Ala.

(Madison Academy)

**HIGH SCHOOL AND PERSONAL DATA:** Played high school ball at Madison Academy and Hargrave Military Academy ... was a three-time all-state player and was named the region's player of the year ... helped lead the Mustangs to the Class 4A semifinals after back-to-back 3A titles ... averaged 16.9 points, 6.8 rebounds, 2.5 assists and 1.1 steals during 2016-17 season ... selected for the Alabama-Mississippi All-Star Game ... played for Team Thadd and Team Carroll during AAU circuit ... chose Auburn over UNC Asheville, North Alabama, Presbyterian and Campbell ... son of Marlowe and Jennifer Parker ... has two siblings: Markayla and Makiyah Parker ... enrolled in the College of Liberal Arts.

**CAREER HIGHS**

Points	3 vs. Missouri (1/30/19)
Rebounds	1 at Texas A&M (1/16/19)
Field Goals	1 (3x) last vs. Missouri (1/30/19)
Field Goals Att.	2 (4x) last vs. Missouri (1/30/19)
3-Pt. Field Goals	-
3-Pt. Field Goals Att.	1 (4x) last vs. UNC Asheville (12/4/18)
Free Throws	1 (2x) last vs. Missouri (1/30/19)
Free Throws Att.	2 vs. South Alabama (11/6/18)
Assists	-
Blocks	-
Steals	1 vs. Saint Peter's (11/28/18)
Minutes	6 vs. UNC Asheville (12/4/18)

**2018-19 PARKER GAME-BY-GAME**

Opp.	Start	Min.	FG-A	3FG-A	FT-A	O-D-T	PF	A	TO	BLK	STL	PTS
S. Alabama		4	0-2	0-1	1-2	0-0-0	0	0	0	0	0	1
Washington		2	0-1	0-1	0-1	0-0-0	0	0	1	0	0	0
Miss. Col.		3	1-2	0-0	0-0	0-0-0	1	0	1	0	0	2
Xavier		-dnp-										
Duke		-dnp-										
Arizona		-dnp-										
St. Peter's		3	0-2	0-1	0-0	0-0-0	0	0	0	0	1	0
UNCA		6	0-1	0-1	0-0	0-0-0	2	0	1	0	0	0
Dayton		-dnp-										
UAB		-dnp-										
NC State		-dnp-										
Murray St.		-dnp-										
North Fla.		2	1-1	0-0	0-0	0-0-0	1	0	0	0	0	2
Ole Miss		-dnp-										
Georgia		-dnp-										
Texas A&M		1	0-0	0-0	0-0	0-1-1	0	0	0	0	0	0
Kentucky		-dnp-										
S. Carolina		1	0-0	0-0	0-0	0-0-0	0	0	0	0	0	0
Miss. St.		-dnp-										
Missouri		2	1-2	0-0	1-1	0-0-0	0	0	0	0	0	3
Alabama		1	0-0	0-0	0-0	0-0-0	0	0	0	0	0	0
Florida		1	0-0	0-0	0-0	0-0-0	0	0	0	0	0	0
LSU		-dnp-										
Ole Miss		-dnp-										
Vanderbilt		-dnp-										
Arkansas		1	0-1	0-0	0-0	0-0-0	0	0	0	0	0	0
Kentucky		-dnp-										
Georgia		-dnp-										
Miss. St.		-dnp-										
Alabama		-dnp-										
Tennessee												


**PARKER'S MISCELLANEOUS STATS**

	2018-19	Career
Games with 10+ Pts	0	0
Games with 20+ Pts	0	0
Games 5+ 3s	0	0
Games with 5+ Reb	0	0
Games with 10+ Reb	0	0
Games with 5+ Ast	0	0
Games with 10+ Ast	0	0
Games with 5+ Blk	0	0
Games with 5+ Stl	0	0
Double-Doubles	0	0

**PARKER'S CAREER STATISTICS**

Year	GP-GS	Min-Avg	FG-FGA	Pct	3FG-A	Pct	FT-FTA	Pct	Off-Def-Tot--Avg	PF-FO	Ast	TO	Blk	Stl	Pts	Avg
2018-19	12-0	25-2.1	3-13	.231	0-4	.000	2-4	.500	0-1-1--0.1	5-0	0	3	0	1	8	0.7
TOTAL	12-0	25-2.1	3-13	.231	0-4	.000	2-4	.500	0-1-1--0.1	5-0	0	3	0	1	8	0.7

22



**WILL MACOY**

6-4 • 200

Jr. • G

Birmingham, Ala.  
(Vestavia Hills HS)

**2017-18 (Sophomore):** Averaged 0.2 points and 0.3 rebounds per game in 1.7 minutes per game off the bench ... appeared in 10 games ... grabbed first rebound of the season vs. Indiana State ... scored first point of the campaign on a free throw against UConn ... played a season-high 4 minutes vs. Cornell ... made 4 appearances on the court during SEC play, including a span of 3 straight games vs. Georgia, Missouri and LSU ... buried a free throw and pulled down a rebound in 2 minutes against LSU ... made 2 postseason appearances, including 2 minutes in the NCAA Tournament vs. Clemson ... Academic Top Tiger.

**HIGH SCHOOL AND PERSONAL DATA:** Three-year letterman in basketball at Vestavia Hills High School under coach George Hatchett ... two-time All-Over the Mountain team ... team captain as a senior in 2015-16 ... 2015 Birmingham Fall League MVP, scoring a league record 50 points in the championship game en route to winning the title ... Birmingham Tip-Off Club player of the week in March 2016 ... two-time state champion in the javelin ... Wendy's Heisman School winner and state finalist in 2015 ... in the National Honor Society, Student Government Association and the Relay for Life committee ... full name is Will Macoy ... son of Coy and Adrienne Macoy ... his father ran cross country and track at Georgia Tech while his mother ran cross country and track at UAB ... older brother, Mac, is a junior at Florida in 2016-17 who runs cross country and track ... younger brother, Hollis, a sophomore on the Vestavia Hills basketball team ... studying in Ginn College of Engineering.

MACOY'S MISCELLANEOUS STATS				
	2016-17	2017-18	2018-19	Career
Games with 10+ Pts	0	0	0	0
Games with 20+ Pts	0	0	0	0
Games 5+ 3s	0	0	0	0
Games with 5+ Reb	0	0	0	0
Games with 10+ Reb	0	0	0	0
Games with 5+ Ast	0	0	0	0
Games with 10+ Ast	0	0	0	0
Games with 5+ Blk	0	0	0	0
Games with 5+ Stl	0	0	0	0
Double-Doubles	0	0	0	0

**CAREER HIGHS**

Points	8	vs. Coastal Carolina (12/15/16)
Rebounds	1 (4x)	last vs. Missouri (1/30/19)
Field Goals	3	vs. Coastal Carolina (12/15/16)
Field Goals Att.	5	vs. Coastal Carolina (12/15/16)
3-Pt. Field Goals	2	vs. Coastal Carolina (12/15/16)
3-Pt. Field Goals Att.	4	vs. Coastal Carolina (12/15/16)
Free Throws	2	vs. Saint Peter's (11/28/18)
Free Throws Att.	3	vs. Saint Peter's (11/28/18)
Assists	1	vs. Missouri (1/30/19)
Blocks	1 (2x)	last vs. North Florida (12/29/18)
Steals	1 (3x)	last vs. North Florida (12/29/18)
Minutes	5	vs. Coastal Carolina (12/15/16)

**2018-19 MACOY GAME-BY-GAME**

Opp.	Start	Min.	FG-A	3FG-A	FT-A	O-D-T	PF	A	TO	BLK	STL	PTS
S. Alabama		2	0-0	0-0	0-0	0-0-0	0	0	0	0	1	0
Washington		2	0-0	0-0	0-0	0-0-0	0	0	0	0	1	0
Miss. Col.		3	0-1	0-1	1-2	0-0-0	0	0	0	0	0	1
Xavier		-	dnp-									
Duke		-	dnp-									
Arizona		-	dnp-									
St. Peter's		4	0-2	0-1	2-3	0-0-0	0	0	0	0	0	2
UNCA		3	0-1	0-1	0-0	0-0-0	0	0	0	1	0	0
Dayton		-	dnp-									
UAB		-	dnp-									
NC State		-	dnp-									
Murray St.		-	dnp-									
North Fla.		2	1-1	0-0	0-0	0-0-0	1	0	0	1	1	2
Ole Miss		-	dnp-									
Georgia		-	dnp-									
Texas A&M		1	0-0	0-0	0-0	0-0-0	0	0	0	0	0	0
Kentucky		-	dnp-									
S. Carolina		-	dnp-									
Miss. St.		-	dnp-									
Missouri		4	0-0	0-0	0-0	0-1-1	0	1	0	0	0	0
Alabama		1	0-0	0-0	0-0	0-0-0	0	0	0	0	0	0
Florida		1	0-0	0-0	0-0	0-0-0	0	0	0	0	0	0
LSU		-	dnp-									
Ole Miss		-	dnp-									
Vanderbilt		-	dnp-									
Arkansas		1	0-0	0-0	0-0	0-0-0	0	0	0	0	0	0
Kentucky		-	dnp-									
Georgia		-	dnp-									
Miss. St.		-	dnp-									
Alabama		-	dnp-									
Tennessee		-	dnp-									

**MACOY'S CAREER STATISTICS**

Year	GP-GS	Min-Avg	FG-FGA	Pct	3FG-A	Pct	FT-FTA	Pct	Off-Def-Tot--Avg	PF-FO	Ast	TO	Blk	Stl	Pts	Avg
2016-17	4-0	7-1.8	3-6	.500	2-5	.400	0-0	.000	0-1-1--0.3	0-0	0	0	0	1	8	2.0
2017-18	10-0	17-1.7	0-5	.000	0-3	.000	2-4	.500	1-2-3--0.3	2-0	0	0	0	0	2	0.2
2018-19	11-0	22-2.0	1-5	.200	0-3	.000	3-5	.600	0-1-1--0.1	0-0	1	1	2	2	5	0.5
TOTAL	25-0	46-1.8	4-16	.250	2-11	.182	5-9	.556	1-4-5--0.2	2-0	1	1	2	3	15	0.6

24



**ANFERNEE McLEMORE**

6-7 • 220

Jr. • F

Warwick, Ga.

(Worth County HS)

**2017-18 (Sophomore):** Named to the SEC All-Defensive Team ... averaged 7.4 points, 5.3 rebounds, 2.7 blocks, 0.7 steals and 0.5 assists per game in 19.4 minutes per game ... led the SEC and ranked 12th in the country with 2.7 blocks per tilt ... totaled 73 blocks, which tied for 5th in single-season program history and was the most by a player since 2002-03 ... moved into top 10 in career swats in the Auburn record books ... produced the most blocks by any player in the country to play in less than 30 games ... despite not playing for the final month of the season, he finished third in the SEC in total rejections, just 5 behind the leader ... paced the Tigers to set a program record with 180 blocks, the most in a season all-time ... tied for team lead with 3 double-doubles ... had 9 games in double figures and 4 games of 10+ rebounds ... hit a 3-pointer in 12 games after making only 1 in his career prior to the season ... knocked in multiple 3s in 4 games ... shot over 44% from behind the arc in league contests ... team was 7-2 when he scored in double figures and 4-0 when he pulled down double-digit rebounds ... had 14 blocks in the first 4 games of the season and averaged 10 points and 5 rebounds in that span ... matched a career-best with 19 points to go along with 7 rebounds and 5 blocks while going 7-of-11 from the floor vs. Temple ... racked up a pair of double-doubles over a span of 3 games ... first double-double was 12 points and 13 rebounds at Dayton, while the second came against Gardner-Webb where he poured in 17 points and 11 rebounds ... also shot a career-best 4-for-4 from 3-point land vs. Gardner-Webb ... was inserted into starting lineup against George Mason and started the rest of his games played ... was a perfect 5-of-5 for 13 points and 9 rebounds vs. Ole Miss ... set top career mark with 6 blocks against Gardner-Webb and at Missouri ... tallied a double-double with 13 points and 11 rebounds vs. Kentucky ... suffered season-ending injury at South Carolina and missed the final 7 games ... Academic Top Tiger ... member of the prestigious Southeastern Conference Men's Basketball Leadership Council.

**HIGH SCHOOL AND PERSONAL DATA:** Rated as a four-star prospect by ESPN ... rated as a 3-star by 247Sports, Rivals and Scout ... averaged 15.6 points, 11.2 rebounds and 6.9 blocks per game for Worth County as a senior in 2015-16 under coach Connie Mays ... three-time selection to the Albany Herald's Super Six as a sophomore, junior and senior ... the Rams finished in a three-way tie for first in the Georgia High School Region 14A standings ... averaged 19 points, 11.8 rebounds and 6.4 blocks per game for Worth County as a junior in 2014-15, recording several triple-doubles ... two-time All-Area selection by the Albany Herald ... started for the Rams each of his four years in high school ... Georgia Class 4A Sophomore of the Year by Hoopseen ... had a 4.0 GPA in advanced classes and was accepted by the Massachusetts Institute of Technology ... scored a 1670 on his SAT ... had considered Yale, Brown, Oregon State, Stanford and Georgia Tech ... son of Cinderella Lewis and Feron McLemore ... studying in Harbert College of Business ... signed national letter of intent on Nov. 11, 2015.

**McLEMORE'S MISCELLANEOUS STATS**

	2016-17	2017-18	2018-19	Career
Games with 10+ Pts	4	9	10	23
Games with 20+ Pts	0	0	0	0
Games 5+ 3s	0	0	0	0
Games with 5+ Reb	16	14	14	44
Games with 10+ Reb	1	4	1	7
Games with 5+ Ast	0	0	0	0
Games with 10+ Ast	0	0	0	0
Games with 5+ Blk	0	6	0	6
Games with 5+ Stl	0	0	0	0
Double-Doubles	0	3	0	3

**MEASURABLES AND BAM TESTING RESULTS**

Wingspan	7'0"
Reach	8'8.5"
Hand	10"
Vertical Jump	34.5"
Approach Vertical	42"
3/4 Court Sprint	3.230
Reaction Shuttle	2.933
Lane Agility Drill	10.786
185 lb Bench	17

**CAREER HIGHS**

Points	19 (3x) last vs. Saint Peter's (11/28/18)
Rebounds	13 at Dayton (11/29/17)
Field Goals	8 (2x) last vs. Saint Peter's (11/28/18)
Field Goals Att.	13 vs. Saint Peter's (11/28/18)
3-Pt. Field Goals	4 (2x) last vs. Mississippi State (3/2/19)
3-Pt. Field Goals Att.	7 (2x) last at LSU (2/9/19)
Free Throws	7 at LSU (2/21/17)
Free Throws Att.	8 (2x) last vs. North Florida (12/29/18)
Assists	2 (3x) last vs. Gardner-Webb (12/6/17)
Blocks	6 (2x) last at Missouri (1/24/18)
Steals	4 vs. North Florida (12/29/18)
Minutes	30 vs. Kentucky (2/14/18)

**2018-19 McLEMORE GAME-BY-GAME**

Opp.	Start	Min.	FG-A	3FG-A	FT-A	O-D-T	PF	A	TO	BLK	STL	PTS
S. Alabama	*	21	5-7	0-2	1-3	3-5-8	4	1	1	3	0	11
Washington	*	24	2-6	1-3	1-2	2-2-4	1	1	0	1	1	6
Miss. Col.	*	19	1-6	0-2	5-7	1-6-7	2	0	0	3	1	7
Xavier	*	21	2-5	1-4	1-1	3-1-4	5	0	0	2	1	6
Duke	*	21	2-9	0-2	0-0	5-7-12	1	0	0	1	0	4
Arizona	*	14	0-3	0-2	0-1	1-1-2	2	0	1	1	1	0
St. Peter's	*	18	8-13	3-5	0-0	2-3-5	3	0	1	2	3	19
UNCA	*	19	2-5	0-1	1-2	1-1-2	3	0	3	3	3	5
Dayton	*	18	3-6	0-3	0-0	0-1-1	2	0	1	2	1	6
UAB	*	24	2-3	1-2	0-0	1-4-5	0	0	1	1	0	5
NC State	*	13	0-1	0-1	0-1	0-0-0	1	0	1	0	0	0
Murray St.	*	11	2-2	1-1	0-0	1-0-1	3	0	1	1	1	5
North Fla.	*	22	3-7	0-2	5-8	4-4-8	3	0	2	2	4	11
Ole Miss	*	13	0-3	0-0	0-0	0-5-5	5	0	0	2	1	0
Georgia	*	26	7-10	0-2	1-2	2-7-9	3	1	2	2	0	15
Texas A&M	*	19	5-8	3-4	0-0	3-3-6	4	0	1	2	0	13
Kentucky	*	17	0-3	0-2	2-4	0-1-1	5	0	0	1	0	2
S. Carolina	*	18	3-4	0-1	0-0	1-5-6	5	0	2	2	1	6
Miss. St.	*	26	4-8	0-2	2-2	0-2-2	2	0	2	1	0	10
Missouri	*	21	3-8	2-7	0-1	1-4-5	4	1	0	0	0	8
Alabama	*	22	4-9	2-4	0-0	0-2-2	2	1	2	0	0	10
Florida	*	14	2-4	1-2	0-0	0-3-3	4	0	0	0	0	5
LSU	*	21	4-8	3-7	0-0	0-2-2	4	0	1	0	0	11
Ole Miss	*	15	0-4	0-2	0-0	2-3-5	4	1	0	1	0	0
Vanderbilt	*	13	1-3	0-2	2-2	0-2-2	4	0	0	0	1	4
Arkansas	*	17	5-7	2-3	1-2	2-4-6	4	1	2	2	0	13
Kentucky	*	23	4-9	2-5	0-0	1-7-8	1	1	1	0	0	10
Georgia	*	21	3-6	1-2	0-0	0-2-2	4	0	0	1	1	7
Miss. St.	*	24	4-7	4-6	2-2	0-3-3	2	0	1	1	1	14
Alabama	*	24	2-7	1-4	0-0	0-2-2	2	1	2	2	1	5
Tennessee												

**McLEMORE'S CAREER STATISTICS**

Year	GP-GS	Min-Avg	FG-FGA	Pct	3FG-A	Pct	FT-FTA	Pct	Off-Def-Tot--Avg	PF-FO	Ast	TO	Blk	Stl	Pts	Avg
2016-17	32-1	483-15.1	69-101	.683	1-1	1.000	35-58	.603	54-89-143--4.5	76-0	5	28	37	13	174	5.4
2017-18	27-21	525-19.4	74-139	.532	18-46	.391	35-48	.729	49-93-142--5.3	70-1	14	24	73	20	201	7.4
2018-19	30-25	579-19.3	83-181	.459	28-85	.329	24-40	.600	36-92-128--4.3	89-4	9	28	39	22	218	7.3
TOTAL	89-47	1587-17.8	226-421	.537	47-132	.356	94-146	.644	139-274-413--4.6	235-5	28	80	149	55	593	6.7

41


**COLE BLACKSTOCK**

6-9 • 220

Sr. • F

Killen, Ala.

(Brooks HS)



**2017-18 (Junior):** Averaged 0.3 points, 0.3 rebounds and 0.1 blocks per game in 1.5 minutes per game off the bench ... was a perfect 4-for-4 from the charity stripe ... first action of the season came in the season opener against Norfolk State where he pulled down a rebound in 2 minutes of action ... buried a pair of free throws in 3 minutes vs. Cornell ... logged 5 appearances in SEC play, including the final 3 games of the regular season ... knocked down 2 shots from the charity stripe and grabbed a rebound vs. LSU ... made 2 appearances in postseason play, including in the NCAA Tournament against Clemson.

**HIGH SCHOOL AND PERSONAL DATA:** Four-year letterman in basketball ... averaged 17 points, and 8 rebounds per game as a senior at Brooks High School under coach Brian Wright ... played four games as a junior before season-ending injury ... averaged 8 points and 4.5 rebounds per game as a sophomore ... full name is Cole Edward Blackstock ... son of Eric Blackstock and Kristi Blackstock ... has two sisters, Jessi and Erica ... studying in Ginn College of Engineering.

**CAREER HIGHS**

Points	3 vs. Vanderbilt (2/13/16)
Rebounds	2 vs. Coastal Carolina (12/15/16)
Field Goals	1 vs. Vanderbilt (2/13/16)
Field Goals Att.	1 (3x) last vs. Saint Peter's (11/28/18)
3-Pt. Field Goals	-
3-Pt. Field Goals Att.	-
Free Throws	2 (4x) last vs. North Florida (12/29/18)
Free Throws Att.	2 (4x) last vs. North Florida (12/29/18)
Assists	1 vs. Missouri (1/30/19)
Steals	-
Blocks	1 (3x) last vs. North Florida (12/29/18)
Minutes	5 vs. Mississippi College (11/14/18)

**2018-19 BLACKSTOCK GAME-BY-GAME**

Opp.	Start	Min.	FG-A	3FG-A	FT-A	O-D-T	PF	A	TO	BLK	STL	PTS
S. Alabama		2	0-0	0-0	0-0	0-0-0	1	0	0	0	0	0
Washington		2	0-0	0-0	0-0	0-0-0	1	0	0	0	0	0
Miss. Col.		5	0-1	0-0	0-0	0-2-2	2	0	0	1	0	0
Xavier		-dnp-										
Duke		-dnp-										
Arizona		-dnp-										
St. Peter's		4	0-1	0-0	1-2	1-1-2	0	0	0	0	0	1
UNCA		2	0-0	0-0	0-0	0-0-0	0	0	0	0	0	0
Dayton		-dnp-										
UAB		-dnp-										
NC State		-dnp-										
Murray St.		-dnp-										
North Fla.		3	0-0	0-0	2-2	0-0-0	0	0	0	1	0	2
Ole Miss		-dnp-										
Georgia		-dnp-										
Texas A&M		-dnp-										
Kentucky		-dnp-										
S. Carolina		-dnp-										
Miss. St.		-dnp-										
Missouri		1	0-0	0-0	1-2	1-0-1	1	1	0	0	0	1
Alabama		1	0-0	0-0	0-0	0-0-0	0	0	0	0	0	0
Florida		1	0-0	0-0	0-0	0-0-0	0	0	0	0	0	0
LSU		-dnp-										
Ole Miss		-dnp-										
Vanderbilt		-dnp-										
Arkansas		1	0-0	0-0	0-0	0-0-0	1	0	0	0	0	0
Kentucky		-dnp-										
Georgia		-dnp-										
Miss. St.		-dnp-										
Alabama		-dnp-										
Tennessee		-dnp-										

**BLACKSTOCK'S MISCELLANEOUS STATS**

	2015-16	2016-17	2017-18	2018-19	Career
Games with 10+ Pts	0	0	0	0	0
Games with 20+ Pts	0	0	0	0	0
Games 5+ 3s	0	0	0	0	0
Games with 5+ Reb	0	0	0	0	0
Games with 10+ Reb	0	0	0	0	0
Games with 5+ Ast	0	0	0	0	0
Games with 10+ Ast	0	0	0	0	0
Games with 5+ Blk	0	0	0	0	0
Games with 5+ Stl	0	0	0	0	0
Double-Doubles	0	0	0	0	0

**BLACKSTOCK'S CAREER STATISTICS**

Year	GP-GS	Min-Avg	FG-FGA	Pct	3FG-A	Pct	FT-FTA	Pct	Off-Def-Tot--Avg	PF-FO	Ast	TO	Blk	Stl	Pts	Avg
2015-16	5-0	9-1.8	1-1	1.000	0-0	.000	3-3	1.000	0-0-0--0.0	2-0	0	0	0	0	5	1.0
2016-17	3-0	4-1.3	0-0	.000	0-0	.000	0-0	.000	0-2-2--0.7	2-0	0	0	0	0	0	0.0
2017-18	13-0	19-1.5	0-0	.000	0-0	.000	4-4	1.000	0-4-4--0.3	5-0	0	0	1	0	4	0.3
2018-19	10-0	20-2.0	0-2	.000	0-0	.000	4-6	.667	2-3-5--0.5	6-0	1	0	2	0	4	0.4
TOTAL	31-0	52-1.7	1-3	.333	0-0	.000	11-13	.846	2-9-11--0.4	15-0	1	0	3	0	13	0.4

50


**AUSTIN WILEY**

6-11 • 260

Jr. • C

Hoover, Ala.

(Calusa Prep)



**2017-18 (Sophomore):** Tapped to the Kareem Abdul-Jabbar Watch List ... did not see any game action ... declared for the NBA Draft without the intention of hiring an agent on April 10.

**2017 USA U19 WORLD CUP TEAM:** Selected and named the team captain for the 12-member USA Basketball U19 World Cup Team to play in the FIBA World Cup in Cairo, Egypt, July 1-9, 2017 ... only American and one of seven players to average a double-double in the tournament with 10.3 points and 10.9 rebounds in only 19.9 minutes per game as the United States won the bronze medal, finishing 6-1 ... shot 50 percent from the field ... started all seven games ... his 40-minute per game average would be 20.5 points and 21.7 rebounds ... had three double-doubles and a rebound shy of four double-doubles in seven games ... 19 points and 10 rebounds to lead USA to an 81-59 victory over Germany in the quarterfinals ... 16 points and a game-high 16 rebounds in a 109-68 victory over Angola ... 13 points and a game-high 17 rebounds in 29:41 in a 99-87 upset loss to Canada in the semifinals ... 9 points and a game-high 14 rebounds in 21:37 vs. Italy to finish Group D play 3-0 ... 8 points and 8 rebounds and a block in 20 minutes in the 96-72 bronze medal win over Spain ... scored 15 points in the USA's 89-66 victory over Lithuania in a friendly on June 28, a day after making the 6,900-mile trip from Colorado Springs, Colo., to Washington, D.C. to Germany to Cairo.

**HIGH SCHOOL AND PERSONAL DATA:** Ranked 13th nationally by Scout, 16th by Rivals and 17th by 247Sports ... played on Team USA's gold medal winner at the FIBA Men's U17 World Championship in Zaragoza, Spain in summer of 2016 ... consensus five-star selection ... three-time all-state selection at Spain Park High School in Hoover, Ala. ... averaged 22 points and 12 rebounds as a junior in 2014-15 leading Spain Park to a 24-6 record and the Class 7A state finals under coach Donnie Quinn ... was named the Alabama Sports Writers Association Class 7A Player of the Year as a junior, averaging 27.1 points, 12.1 rebounds and 2.9 blocks ... selected to the ASWA Class 7A All-State first-team and to the AL.com Class 7A Super All-State first-team ... MVP of the Alabama North-South game in August 2016 ... averaged 19 points and 12 rebounds as a sophomore at Spain Park where he was named AL.com Birmingham Player of the Year Award ... selected to the ASWA Class 7A All-State first-team and AL.com Class 7A Super All-State first-team ... averaged 15 points and 10 rebounds as a freshman ... named an honorable mention ASWA Class 6A All-State selection as a freshman ... full name is Austin Jermaine Wiley ... son of former Auburn players, All-American & 1992 USA Olympian Vickie Orr and Aubrey Wiley, who led the SEC in rebounding in 1993-94 ... Vickie helped lead Auburn to two-straight NCAA Championship games in 1988 and 1989 and was inducted into the Alabama Sports Hall of Fame in 2013 ... studying in the College of Education ... signed national letter of intent on Nov. 9, 2016.

**WILEY'S MISCELLANEOUS STATS**

	2016-17	2017-18	2018-19	Career
Games with 10+ Pts	8	0	8	16
Games with 20+ Pts	1	0	0	1
Games 5+ 3s	0	0	0	0
Games with 5+ Reb	10	0	9	19
Games with 10+ Reb	1	0	2	3
Games with 5+ Ast	0	0	0	0
Games with 10+ Ast	0	0	0	0
Games with 5+ Blk	0	0	2	2
Games with 5+ Stl	0	0	0	0
Double-Doubles	1	0	1	2

**MEASURABLES AND BAM TESTING RESULTS**

Wingspan	7'5"
Reach	9'4"
Hand	11"
Vertical Jump	27.5"
Approach Vertical	32.5"
3/4 Court Sprint	3.337
Reaction Shuttle	3.036
Lane Agility Drill	12.663
185 lb Bench	16

**CAREER HIGHS**

Points	25 at TCU (1/28/17)
Rebounds	12 at Texas A&M (1/16/19)
Field Goals	11 at TCU (1/28/17)
Field Goals Att.	13 (2x) last vs. Saint Peter's (11/28/18)
3-Pt. Field Goals	-
3-Pt. Field Goals Att.	1 (2x) last vs. Murray State (12/22/18)
Free Throws	11 vs. Alabama (1/21/17)
Free Throws Att.	18 vs. Alabama (1/21/17)
Assists	1 (6x) last vs. Washington (11/9/18)
Steals	1 (8x) last at NC State (12/19/18)
Blocks	5 (2x) last vs. Dayton (12/8/18)
Minutes	26 (2x) last vs. Murray State (12/22/18)

**2018-19 WILEY GAME-BY-GAME**

Opp.	Start	Min.	FG-A	3FG-A	FT-A	O-D-T	PF	A	TO	BLK	STL	PTS
S. Alabama	-dnp-											
Washington		13	2-4	0-0	1-2	0-1-1	3	1	2	0	0	5
Miss. Col.		16	5-7	0-0	8-10	4-3-7	1	0	1	1	0	16
Xavier		19	4-6	0-0	3-6	0-0-0	5	0	1	3	0	11
Duke		19	7-11	0-0	3-7	4-5-9	3	0	1	0	1	17
Arizona		13	2-2	0-0	1-2	0-2-2	3	0	1	1	0	5
St. Peter's		18	7-13	0-1	2-4	4-5-9	3	0	1	3	1	16
UNCA		18	5-7	0-0	4-5	1-3-4	1	0	2	5	0	14
Dayton		20	4-7	0-0	0-2	3-4-7	2	0	4	5	0	8
UAB		16	2-5	0-0	2-3	0-7-7	0	0	0	3	0	6
NC State		20	5-6	0-0	3-4	1-5-6	2	0	4	2	1	13
Murray St.	*	26	7-9	0-1	3-5	5-5-10	3	0	0	0	0	17
North Fla.	*	13	6-11	0-0	1-2	4-3-7	3	0	1	2	1	13
Ole Miss	*	22	0-5	0-1	6-8	3-4-7	4	0	1	2	0	6
Georgia	*	14	3-6	0-0	3-5	3-1-4	3	0	3	0	0	9
Texas A&M	*	14	2-6	0-0	0-0	3-9-12	4	0	1	1	0	4
Kentucky	-dnp-											
S. Carolina	-dnp-											
Miss. St.	-dnp-											
Missouri	-dnp-											
Alabama	-dnp-											
Florida		5	1-1	0-0	0-2	0-2-2	0	0	1	0	0	2
LSU		3	0-0	0-0	0-0	0-0-0	3	0	1	1	0	0
Ole Miss		8	0-1	0-0	1-2	1-0-1	0	0	0	0	0	1
Vanderbilt		11	0-4	0-0	0-0	0-1-1	2	0	1	0	0	0
Arkansas		13	1-1	0-0	2-6	2-2-4	4	0	0	1	1	4
Kentucky		6	1-2	0-0	2-2	1-1-2	0	0	0	0	0	4
Georgia	-dnp-											
Miss. St.	-dnp-											
Alabama	-dnp-											
Tennessee												

**WILEY'S CAREER STATISTICS**

Year	GP-GS	Min-Avg	FG-FGA	Pct	3FG-A	Pct	FT-FTA	Pct	Off-Def-Tot--Avg	PF-FO	Ast	TO	Blk	Stl	Pts	Avg
2016-17	23-22	415-18.0	73-125	.584	0-0	.000	56-114	.491	52-56-108--4.7	59-1	5	41	31	5	202	8.8
2018-19	21-5	307-14.6	64-114	.561	0-3	.000	45-77	.584	39-63-102--4.9	49-1	1	26	30	5	173	8.2
TOTAL	44-27	722-16.4	137-239	.573	0-3	.000	101-191	.529	91-119-210--4.8	108-2	6	67	61	10	375	8.5



SEASON STATS



Auburn Basketball  
 Auburn Combined Team Statistics (as of Mar 05, 2019)  
 All games



Overall record: 21-9 Conf: 10-7 Home: 14-2 Away: 5-6 Neutral: 2-1

#	Player	gp-gs	min	avg	Total		3-Point		F-Throw		Rebounds				pf	dq	a	to	blk	stl	pts	avg
					fg-fga	fg%	3fg-fga	3fg%	ft-fa	ft%	off	def	tot	avg								
02	BROWN, Bryce	30-30	945	31.5	150-350	.429	100-250	.400	70-86	.814	14	46	60	2.0	47	0	55	57	2	30	470	15.7
01	HARPER, Jared	30-30	1007	33.6	137-345	.397	76-198	.384	105-129	.814	10	69	79	2.6	47	0	175	70	0	34	455	15.2
05	OKEKE, Chuma	30-30	877	29.2	129-261	.494	39-107	.364	49-69	.710	84	121	205	6.8	56	1	60	52	37	47	346	11.5
50	WILEY, Austin	21-5	307	14.6	64-114	.561	0-3	.000	45-77	.584	39	63	102	4.9	49	1	1	26	30	5	173	8.2
24	MCLEMORE, Anfernee	30-25	579	19.3	83-181	.459	28-85	.329	24-40	.600	36	92	128	4.3	89	4	9	28	39	22	218	7.3
04	DUNBAR, Malik	29-3	527	18.2	76-169	.450	34-95	.358	24-39	.615	23	79	102	3.5	56	1	18	29	13	30	210	7.2
10	DOUGHTY, Samir	30-27	732	24.4	76-162	.469	33-77	.429	32-37	.865	35	68	103	3.4	75	1	53	50	3	44	217	7.2
00	SPENCER, Horace	30-0	449	15.0	53-116	.457	2-15	.133	26-47	.553	63	66	129	4.3	76	4	14	28	18	21	134	4.5
12	MCCORMICK, J'Von	29-0	317	10.9	36-68	.529	7-11	.636	15-27	.556	12	14	26	0.9	27	0	42	23	2	24	94	3.2
03	PURIFOY, Danjel	18-0	193	10.7	19-52	.365	9-28	.321	6-9	.667	8	21	29	1.6	18	0	10	8	0	11	53	2.9
20	PARKER, Myles	12-0	25	2.1	3-13	.231	0-4	.000	2-4	.500	0	1	1	0.1	5	0	0	3	0	1	8	0.7
14	COOK, Preston	8-0	10	1.3	2-5	.400	0-1	.000	0-0	.000	3	1	4	0.5	1	0	1	0	0	1	4	0.5
22	MACOY, Will	11-0	22	2.0	1-5	.200	0-3	.000	3-5	.600	0	1	1	0.1	0	0	1	1	2	2	5	0.5
21	WILLIAMS, Devontae	7-0	10	1.4	1-2	.500	1-2	.500	0-0	.000	0	0	0	0.0	1	0	0	1	0	0	3	0.4
41	BLACKSTOCK, Cole	10-0	20	2.0	0-2	.000	0-0	.000	4-6	.667	2	3	5	0.5	6	0	1	0	2	0	4	0.4
33	MAASDORP, Chase	10-0	18	1.8	1-6	.167	1-2	.500	1-4	.250	1	0	1	0.1	3	0	0	3	0	1	4	0.4
54	COLLIER, Thomas	8-0	11	1.4	0-2	.000	0-0	.000	0-0	.000	1	0	1	0.1	1	0	0	1	0	0	0	0.0
Team											45	48	93		3		5					
Total.....		30	6049		831-1853	.448	330-881	.375	406-579	.701	376	693	1069	35.6	560	12	440	385	148	273	2398	79.9
Opponents.....		30	6048		689-1617	.426	243-711	.342	422-602	.701	327	728	1055	35.2	530	-	358	535	109	186	2043	68.1

TEAM STATISTICS

	AU	OPP	Date	Opponent	Score	Att.
SCORING	2398	2043	11/06/18	SOUTH ALABAMA	w 101-58	7754
Points per game	79.9	68.1	11/09/18	WASHINGTON	w 88-66	9121
Scoring margin	+11.8	-	11/14/18	MISSISSIPPI COLLEGE	w 103-52	6959
FIELD GOALS-ATT	831-1853	689-1617	11/19/18	vs Xavier	Wot 88-79	2400
Field goal pct	.448	.426	11/20/18	vs Duke	L 72-78	2400
3 POINT FG-ATT	330-881	243-711	11/21/18	vs Arizona	w 73-57	2400
3-point FG pct	.375	.342	11/28/18	SAINT PETER'S	w 99-49	7162
3-pt FG made per game	11.0	8.1	12/04/18	UNC ASHEVILLE	w 67-41	7121
FREE THROWS-ATT	406-579	422-602	12/08/18	DAYTON	w 82-72	8365
Free throw pct	.701	.701	12/15/18	at UAB	Wot 75-71	15856
F-Throws made per game	13.5	14.1	12/19/18	at NC State	L 71-78	17793
REBOUNDS	1069	1055	12/22/18	MURRAY STATE	w 93-88	8356
Rebounds per game	35.6	35.2	12/29/18	NORTH FLORIDA	w 95-49	8450
Rebounding margin	+0.5	-	* 01/09/19	at Ole Miss	L 67-82	8241
ASSISTS	440	358	* 01/12/19	GEORGIA	w 93-78	9121
Assists per game	14.7	11.9	* 01/16/19	at Texas A&M	w 85-66	8730
TURNOVERS	385	535	* 01/19/19	KENTUCKY	L 80-82	9121
Turnovers per game	12.8	17.8	* 01/22/19	at South Carolina	L 77-80	13857
Turnover margin	+5.0	-	* 01/26/19	at Mississippi State	L 84-92	10063
Assist/turnover ratio	1.1	0.7	* 01/30/19	MISSOURI	w 92-58	7213
STEALS	273	186	* 02/02/19	ALABAMA	w 84-63	9121
Steals per game	9.1	6.2	* 02/05/19	FLORIDA	w 76-62	7714
BLOCKS	148	109	* 02/09/19	at LSU	L 78-83	12004
Blocks per game	4.9	3.6	* 02/13/19	OLE MISS	L 55-60	7337
ATTENDANCE	129529	148160	* 02/16/19	at Vanderbilt	w 64-53	11287
Home games-Avg/Game	16-8096	11-12815	* 02/20/19	ARKANSAS	w 79-56	7493
Neutral site-Avg/Game	-	3-2400	* 02/23/19	at Kentucky	L 53-80	23427
			* 02/27/19	at Georgia	w 78-75	7837
			* 03/02/19	MISSISSIPPI STATE	w 80-75	9121
			* 03/05/19	at Alabama	w 66-60	11865

\* - Conference game

SEC STATS



Auburn Basketball  
 Auburn Combined Team Statistics (as of Mar 05, 2019)  
 Conference games only



Overall record: 10-7 Conf: 10-7 Home: 6-2 Away: 4-5 Neutral: 0-0

#	Player	gp-gs	min	avg	Total		3-Point		F-Throw		Rebounds				pf	dq	a	to	blk	stl	pts	avg	
					fg-fga	fg%	3fg-fga	3fg%	ft-fga	ft%	off	def	tot	avg									
02	BROWN, Bryce	17-17	542	31.9	86-197	.437	59-136	.434	40-47	.851	7	22	29	1.7	24	0	24	33	0	16	271	15.9	
01	HARPER, Jared	17-17	576	33.9	77-191	.403	41-113	.363	66-84	.786	5	32	37	2.2	30	0	86	41	0	22	261	15.4	
05	OKEKE, Chuma	17-17	507	29.8	75-158	.475	23-61	.377	34-47	.723	47	75	122	7.2	26	0	29	28	19	21	207	12.2	
24	MCLEMORE, Anfernee	17-14	334	19.6	51-108	.472	21-55	.382	10-15	.667	12	57	69	4.1	59	3	7	16	17	6	133	7.8	
04	DUNBAR, Malik	16-3	291	18.2	34-79	.430	16-45	.356	15-25	.600	12	41	53	3.3	35	0	8	17	9	16	99	6.2	
10	DOUGHTY, Samir	17-14	432	25.4	36-84	.429	20-46	.435	13-17	.765	11	38	49	2.9	45	0	25	28	3	25	105	6.2	
00	SPENCER, Horace	17-0	266	15.6	31-66	.470	1-4	.250	16-26	.615	29	39	68	4.0	50	4	8	17	12	13	79	4.6	
03	PURIFOY, Danjel	14-0	166	11.9	17-45	.378	9-25	.360	6-8	.750	6	19	25	1.8	17	0	9	6	0	9	49	3.5	
50	WILEY, Austin	9-3	96	10.7	8-26	.308	0-1	.000	14-25	.560	13	20	33	3.7	20	0	0	8	5	1	30	3.3	
12	MCCORMICK, J'Von	17-0	171	10.1	18-37	.486	3-4	.750	11-17	.647	6	9	15	0.9	13	0	22	11	2	9	50	2.9	
21	WILLIAMS, Devontae	2-0	1	0.5	1-1	1.000	1-1	1.000	0-0	.000	0	0	0	0.0	0	0	0	0	0	0	3	1.5	
20	PARKER, Myles	6-0	5	0.8	1-3	.333	0-0	.000	1-1	1.000	0	1	1	0.2	0	0	0	0	0	0	3	0.5	
41	BLACKSTOCK, Cole	4-0	2	0.5	0-0	.000	0-0	.000	1-2	.500	1	0	1	0.3	2	0	1	0	0	0	1	0.3	
33	MAASDORP, Chase	4-0	2	0.5	0-1	.000	0-0	.000	0-0	.000	0	0	0	0.0	1	0	0	1	0	0	0	0.0	
14	COOK, Preston	2-0	2	1.0	0-1	.000	0-0	.000	0-0	.000	1	0	1	0.5	0	0	0	0	0	0	0	0.0	
22	MACOY, Will	5-0	6	1.2	0-0	.000	0-0	.000	0-0	.000	0	1	1	0.2	0	0	1	1	0	0	0	0.0	
54	COLLIER, Thomas	2-0	1	0.5	0-0	.000	0-0	.000	0-0	.000	0	0	0	0.0	0	0	0	0	0	0	0	0.0	
Team											26	30	56		2		3						
Total.....		17	3400		435-997	.436	194-491	.395	227-314	.723	176	384	560	32.9	324	7	220	210	67	138	1291	75.9	
Opponents.....		17	3400		403-921	.438	135-402	.336	264-374	.706	188	429	617	36.3	290	-	211	264	66	112	1205	70.9	

TEAM STATISTICS

	AU	OPP	Date	Opponent	Score	Att.
SCORING	1291	1205	* 01/09/19	at Ole Miss	L 67-82	8241
Points per game	75.9	70.9	* 01/12/19	GEORGIA	W 93-78	9121
Scoring margin	+5.1	-	* 01/16/19	at Texas A&M	W 85-66	8730
FIELD GOALS-ATT	435-997	403-921	* 01/19/19	KENTUCKY	L 80-82	9121
Field goal pct	.436	.438	* 01/22/19	at South Carolina	L 77-80	13857
3 POINT FG-ATT	194-491	135-402	* 01/26/19	at Mississippi State	L 84-92	10063
3-point FG pct	.395	.336	* 01/30/19	MISSOURI	W 92-58	7213
3-pt FG made per game	11.4	7.9	* 02/02/19	ALABAMA	W 84-63	9121
FREE THROWS-ATT	227-314	264-374	* 02/05/19	FLORIDA	W 76-62	7714
Free throw pct	.723	.706	* 02/09/19	at LSU	L 78-83	12004
F-Throws made per game	13.4	15.5	* 02/13/19	OLE MISS	L 55-60	7337
REBOUNDS	560	617	* 02/16/19	at Vanderbilt	W 64-53	11287
Rebounds per game	32.9	36.3	* 02/20/19	ARKANSAS	W 79-56	7493
Rebounding margin	-3.4	-	* 02/23/19	at Kentucky	L 53-80	23427
ASSISTS	220	211	* 02/27/19	at Georgia	W 78-75	7837
Assists per game	12.9	12.4	* 03/02/19	MISSISSIPPI STATE	W 80-75	9121
TURNOVERS	210	264	* 03/05/19	at Alabama	W 66-60	11865
Turnovers per game	12.4	15.5				
Turnover margin	+3.2	-				
Assist/turnover ratio	1.0	0.8		* - Conference game		
STEALS	138	112				
Steals per game	8.1	6.6				
BLOCKS	67	66				
Blocks per game	3.9	3.9				
ATTENDANCE	66241	107311				
Home games-Avg/Game	8-8280	9-11923				
Neutral site-Avg/Game	-	0-0				

Score by Periods	1st	2nd	Totals
Auburn	627	664	1291
Opponents	575	630	1205

LAST 5 GAMES



Auburn Basketball  
 Auburn Combined Team Statistics (as of Mar 05, 2019)  
 Last 5 Games



RECORD:	OVERALL	HOME	AWAY	NEUTRAL
ALL GAMES	4-1	2-0	2-1	0-0
CONFERENCE	4-1	2-0	2-1	0-0
NON-CONFERENCE	0-0	0-0	0-0	0-0

#	Player	gp-gs	min	avg	Total		3-Point		F-Throw		Rebounds				pf	dq	a	to	blk	stl	pts	avg		
					fg-fga	fg%	3fg-fga	3fg%	ft-fa	ft%	off	def	tot	avg										
01	HARPER, Jared	5-5	172	34.4	21-58	.362	11-32	.344	17-22	.773	0	7	7	1.4	8	0	19	8	0	8	70	14.0		
05	OKEKE, Chuma	5-5	149	29.8	25-52	.481	8-18	.444	8-9	.889	13	21	34	6.8	8	0	11	9	8	4	66	13.2		
02	BROWN, Bryce	5-5	155	31.0	20-49	.408	15-40	.375	9-13	.692	1	7	8	1.6	7	0	9	7	0	4	64	12.8		
24	MCLEMORE, Anfernee	5-5	109	21.8	18-36	.500	10-20	.500	3-4	.750	3	18	21	4.2	13	0	3	6	6	3	49	9.8		
10	DOUGHTY, Samir	5-2	121	24.2	10-20	.500	4-9	.444	4-5	.800	4	11	15	3.0	12	0	9	14	1	8	28	5.6		
04	DUNBAR, Malik	4-3	77	19.3	8-27	.296	4-17	.235	2-5	.400	2	14	16	4.0	4	0	4	5	1	6	22	5.5		
00	SPENCER, Horace	5-0	70	14.0	8-17	.471	0-0	.000	5-6	.833	7	4	11	2.2	11	0	0	1	0	2	21	4.2		
12	MCCORMICK, J'Von	5-0	54	10.8	7-12	.583	2-2	1.000	4-7	.571	1	1	2	0.4	6	0	5	3	0	6	20	4.0		
50	WILEY, Austin	2-0	19	9.5	2-3	.667	0-0	.000	4-8	.500	3	3	6	3.0	4	0	0	0	1	1	8	4.0		
03	PURIFOY, Danjel	5-0	69	13.8	3-11	.273	2-8	.250	0-0	.000	1	9	10	2.0	7	0	1	2	0	3	8	1.6		
41	BLACKSTOCK, Cole	1-0	1	1.0	0-0	.000	0-0	.000	0-0	.000	0	0	0	0.0	1	0	0	0	0	0	0	0.0		
33	MAASDORP, Chase	1-0	1	1.0	0-0	.000	0-0	.000	0-0	.000	0	0	0	0.0	0	0	0	1	0	0	0	0.0		
22	MACOY, Will	1-0	1	1.0	0-0	.000	0-0	.000	0-0	.000	0	0	0	0.0	0	0	0	1	0	0	0	0.0		
20	PARKER, Myles	1-0	1	1.0	0-1	.000	0-0	.000	0-0	.000	0	0	0	0.0	0	0	0	0	0	0	0	0.0		
14	COOK, Preston	1-0	1	1.0	0-1	.000	0-0	.000	0-0	.000	1	0	1	1.0	0	0	0	0	0	0	0	0.0		
Team											7	12	19											
Total.....		5	1000		122-287	.425	56-146	.384	56-79	.709	43	107	150	30.0	81	0	61	58	17	45	356	71.2		
Opponents.....		5	1000		122-268	.455	39-120	.325	63-93	.677	53	131	184	36.8	68	-	61	77	21	33	346	69.2		

TEAM STATISTICS	AU	OPP	Date	Opponent	Score	Att.
SCORING	356	346	* 02/20/19	ARKANSAS	w 79-56	7493
Points per game	71.2	69.2	* 02/23/19	at Kentucky	L 53-80	23427
Scoring margin	+2.0	-	* 02/27/19	at Georgia	w 78-75	7837
FIELD GOALS-ATT	122-287	122-268	* 03/02/19	MISSISSIPPI STATE	w 80-75	9121
Field goal pct	.425	.455	* 03/05/19	at Alabama	w 66-60	11865
3 POINT FG-ATT	56-146	39-120	* - Conference game			
3-point FG pct	.384	.325				
3-pt FG made per game	11.2	7.8				
FREE THROWS-ATT	56-79	63-93				
Free throw pct	.709	.677				
F-Throws made per game	11.2	12.6				
REBOUNDS	150	184				
Rebounds per game	30.0	36.8				
Rebounding margin	-6.8	-				
ASSISTS	61	61				
Assists per game	12.2	12.2				
TURNOVERS	58	77				
Turnovers per game	11.6	15.4				
Turnover margin	+3.8	-				
Assist/turnover ratio	1.1	0.8				
STEALS	45	33				
Steals per game	9.0	6.6				
BLOCKS	17	21				
Blocks per game	3.4	4.2				
ATTENDANCE	16614	43129				
Home games-Avg/Game	2-8307	3-14376				
Neutral site-Avg/Game	-	0-0				

Score by Periods	1st	2nd	Totals
Auburn	182	174	356
Opponents	164	182	346