



CRIMSON TIDE

BASKETBALL

20 NCAA Appearances » 13 Combined SEC Titles » 2nd in SEC History in Total League Wins » 2nd in SEC History in Winning Percentage



GAME 30



ALABAMA VS AUBURN

MARCH 5, 2019 / 8 P.M. CT / TUSCALOOSA, ALA.
COLEMAN COLISEUM (15,383)

TV: ESPNU

(Play-By-Play: Roy Philpott, Analyst: Daymeon Fishback)

RADIO: CTSN | SIRIUS/XM

(Play-By-Play: Chris Stewart, Analyst: Bryan Passink) | Sirius/XM Channel NA/390

CRIMSON TIDE

2018-19 Record	17-12
2018-19 SEC Record	8-8
NET Ranking/SOS	53/26
Leading Scorer	Kira Lewis Jr. (14.0)
Leading Rebounder	Donta Hall (8.6)
Leader in Assists	Kira Lewis Jr. (2.9)
Head Coach	Avery Johnson
Record at Alabama (Years)	74-58 (4th)
Career Record (Years)	328-244 (11th)

TIGERS

2018-19 Record	20-9
2018-19 SEC Record	9-7
NET Ranking/SOS	21/27
Leading Scorer	Bryce Brown (16.0)
Leading Rebounder	Chuma Okeke (6.6)
Leader in Assists	Jared Harper (6.0)
Head Coach	Bruce Pearl
Record at Auburn (Years)	90-71 (5th)
Career Record (Years)	552-216 (24th)

NUGGETS YOU NEED TO KNOW

- Alabama will take on in-state rival Auburn on Tuesday night in the final regular season home contest of the year. It marks the second meeting between the two teams this season, as the Tigers captured an 84-63 victory over the Tide back on Feb. 2 in Auburn Arena.
- Saturday's game will mark the 160th meeting on the hardwood between the two schools, which is the fourth-most games UA has played against any one opponent. The Crimson Tide owns a 95-64 edge in the series, with the 95 victories also ranking fourth-best against any foe in program history. UA owns an all-time record of 42-8 when playing Auburn in Coleman Coliseum, including wins in eight of the last nine games played between the teams under the arched roof. The Tide is 49-9 when hosting the Tigers in Tuscaloosa.
- Alabama is 8-11 against Quadrant 1 (2-8) and Quadrant 2 (6-3) opponents this year (as of 3/3). The eight wins against Q1 and Q2 teams ranks sixth-best in the SEC. The Crimson Tide trails only LSU (16-5), Kentucky (13-5), Tennessee (12-3), Mississippi State (11-8) and Auburn (11-9). Furthermore, Alabama's seven Q2 wins (6) is third-most among the SEC and is tied for 12th-most nationally in the category.
- Senior Donta Hall is 21 points shy of becoming just the fifth player in program history with at least 1,000 points, 800 rebounds and 200 blocks. Entering Tuesday's game against Auburn, Hall has compiled 979 points, 801 career rebounds and 224 career blocks in his career. Should he reach the mark, the Luverne, Ala., native will join Leon Douglas (1,909 points, 1,279 rebounds and 235 blocks), Robert Horry (1,591 points, 929 rebounds and 286 blocks), Jermareo Davidson (1,268 points, 918 rebounds and 221 blocks) and JaMychal Green (1,656 points, 912 rebounds and 212 blocks) as the only players in program history to achieve the feat.
- Alabama will close out the regular season slate when it travels to Fayetteville, Ark., to take on the Arkansas Razorbacks on Saturday night. It will mark the first meeting between the teams this season and is set to tip off at 5 p.m. CT on SEC Network

2018-19 SCHEDULE

Opponent	TV	Time (CT)/Result
OCTOBER		
30 MONTEVALLO (EXH.)	SEC Network+	W, 82-40
NOVEMBER		
6 SOUTHERN	SEC Network+	W, 82-62
11 APPALACHIAN STATE ¹	SEC Network	W, 81-73
15 vs. Northeastern ²	ESPNU	L, 52-68
16 vs. Ball State ²	ESPNU	W, 79-61
18 vs. Wichita State ²	ESPNU	W, 90-86
26 MURRAY STATE	SEC Network+	W, 78-72
29 at UCF	ESPNU	L, 64-70
DECEMBER		
4 GEORGIA STATE	SEC Network+	L, 80-83
9 ARIZONA	ESPN	W, 76-73
18 vs. Liberty ³	SEC Network+	W, 84-75
21 PENN STATE	SEC Network	W, 73-64
30 at Stephen F. Austin	ESPNU	W, 79-69
JANUARY		
5 ^{13/14} KENTUCKY*	ESPN	W, 77-75
8 at LSU*	SEC Network	L, 79-88
12 TEXAS A&M*	SEC Network	L, 80-81
16 at Missouri*	SEC Network	W, 70-60
19 at ^{3/3} Tennessee*	ESPN2	L, 68-71
22 ^{20/20} OLE MISS*	ESPNU	W, 74-53
26 at Baylor ⁴	ESPNU	L, 68-73
29 ^{22/21} MISSISSIPPI STATE*	SEC Network	W, 83-79
FEBRUARY		
2 at Auburn*	ESPN2	L, 63-84
6 GEORGIA*	SEC Network	W, 89-74
9 at Vanderbilt*	SEC Network	W, 77-67
12 at Mississippi State*	SEC Network	L, 62-81
16 FLORIDA*	ESPNU	L, 53-71
19 at Texas A&M*	SEC Network	L, 56-65
23 VANDERBILT*	ESPN2	W, 68-61
26 at South Carolina*	ESPN2	W, 68-62
MARCH		
2 ^{13/14} LSU*	ESPN	L, 69-74.
5 AUBURN*	ESPNU	8 p.m.
9 at Arkansas*	SEC Network	5 p.m.
13-17 at SEC Tournament ⁵	TBA	TBA

- Charleston Classic (Tuscaloosa, Ala.)
- Charleston Classic (Charleston, S.C.)
- Rocket City Classic (Huntsville, Ala.)
- SEC/Big12 Challenge
- SEC Tournament (Nashville, Tenn.)

* Southeastern Conference game
BOLD indicates home game
 Rankings listed are AP/Coaches

2018-19 OVERALL • 17-12 / SEC • 8-8 / HOME • 10-4 / AWAY • 4-7 / NEUTRAL • 3-1
 PREVIOUS GAME STARTERS HIGHLIGHTED IN SHADED BOX

0		DONTA HALL					LAST GAME: 14 pts, 10 rebs, 1 blk vs. LSU NOTES: Leads SEC in double-doubles (13) and is the league-leader in SEC games only at 9.0 rpg ... tops UA in rebounds, blocks & double-figure scoring gms (21), 2nd in scoring ... ranks 2nd in SEC in rpg & 8th in bpg ... scored career-high 21 pts & had 4 blks vs. Liberty ... 20 pts in season opener vs. Southern ... SEC All-Defensive team as a junior.	SEASON HIGHS Pts: 21 vs. Liberty (12/18/18) Rebs: 16 vs. Texas A&M (1/12/19) Asts: 2 3x, last at Miss. State (2/13/19) Blks: 4 3x, last vs. Texas A&M (1/12/19)
		F • 6-9 • 230 • Sr. • Luverne, Ala.						
		PPG	RPG	APG	SPG	BPG		
1		RILEY NORRIS					LAST GAME: 13 pts, 9 rebs vs. LSU NOTES: Leads team with 131 career games played ... sat out first five games this season due to a medical procedure ... second on team in 3-pt FG% (.380) ... season-high 16 pts at Baylor, hitting all 4 of his 3-pointers ... had 15 pts & 12 rebs at Vandy for 1st double-double this year ... scored 14 pts at SFA ... medical redshirt with hip injury last year.	SEASON HIGHS Pts: 16 at Baylor (1/26/19) Rebs: 12 at Vanderbilt (2/9/19) Asts: 2, 3x, last at Auburn (2/2/19) Stls: 2, 2x, vs. Vanderbilt (2/3/19)
		G/F • 6-7 • 212 • Gr. • Albertville, Ala.						
		PPG	RPG	APG	SPG	BPG		
2		KIRA LEWIS JR.					LAST GAME: 7 pts, 4 rebs, 4 asts vs. LSU NOTES: SEC Freshman of the Week (Dec. 10) ... leads team & ranks 13th in SEC in ppg ... also tops UA in assists and FT% ... has team-high 5 20-pt scoring games ... career high 24 pts vs. Wichita State ... matched that with 24 pts and added 7 asts vs. Georgia ... 21 pts vs. App State ... 17 pts and career-high 8 asts at SFA ... second-youngest player in the country.	SEASON HIGHS Pts: 24 2x, last vs. Georgia (2/6/19) Rebs: 5, 2x last at Miss. State (2/13/19) Asts: 8 at SFA (12/30/18) Stls: 3 vs. Ball State (11/16/18)
		G • 6-3 • 167 • Fr. • Meridianville, Ala.						
		PPG	RPG	APG	SPG	BPG		
3		ALEX REESE					LAST GAME: DNP vs. LSU NOTES: Scored a career high 19 pts vs. Wichita State ... had 15 pts and season highs of 8 rebs & 3 asts vs. Arizona ... added 14 pts off the bench vs. UCF ... had 12 pts at LSU ... 2nd on team in FT% (.791) & 5th in 3s made (17) and 4th in 3s attempted (53) ... named SEC First Year Academic Honor Roll in 2017-18.	SEASON HIGHS Pts: 19 vs. Wichita State (11/18/18) Rebs: 8 vs. Arizona (12/9/18) Asts: 3 vs. Arizona (12/9/18) Stls: 2 4x, last vs. Ole Miss (1/23/19)
		F • 6-9 • 238 • So. • Pelham, Ala.						
		PPG	RPG	APG	SPG	BPG		
4		DANIEL GIDDENS					LAST GAME: 3 rebs in 5 mins vs. LSU NOTE: Averaged 7.0 mpg & played in just 6 of first 21 gms but over last 8 gms has played in 7 contests & is averaging 9.4 mpg ... finished with season highs of 6 points at LSU ... had 4 pts & a block in 11 mins vs. Georgia ... collected season-high 6 rebs in season-opener vs. Southern (11/6) ... added 4 pts and 5 rebs vs. App State (11/11).	SEASON HIGHS Pts: 6 at LSU (1/8/19) Rebs: 6 vs. Southern (11/6/18) Asts: 1 4x, last at South Carolina (2/27/19) Blks: 3 at Vandy (2/9/19)
		F/C • 6-11 • 247 • Jr. • Mableton, Ga.						
		PPG	RPG	APG	SPG	BPG		
5		AVERY JOHNSON JR.					LAST GAME: 1 min vs. LSU NOTE: Has seen action in 27 gms this season ... had his 95 consecutive game streak snapped when he did not play due to coach's decision vs. Vanderbilt ... had season high 14 points in 18 mins of action at Missouri ... scored a total of 16 pts in previous 10 gms prior ... named to SEC Academic Honor Roll a year ago.	SEASON HIGHS Pts: 14 at Missouri (1/16/19) Rebs: 5 vs. Southern (11/6/18) Asts: 3 vs. Southern (11/6/18) Stls: 1 4x, last vs. Arizona (12/9/18)
		G • 5-11 • 187 • Gr. • Houston, Texas						
		PPG	RPG	APG	SPG	BPG		
10		HERBERT JONES					LAST GAME: 11 pts, 5 asts, 3 rebs, 2 blks vs. LSU NOTE: Has taken a team-high 17 charges after setting school record in the category a year ago (23) ... leads team in steals, second in blocks & third in assists ... season-high 13 pts vs. Ball State & Wichita State ... 10 pts & 4 stls vs. App State ... named Academic All-District, becoming the fourth player in program history to achieve that feat.	SEASON HIGHS Pts: 13 2x, last vs. Wichita State (11/18/18) Rebs: 9 vs. Southern (11/6/18) Asts: 6 vs. Kentucky (1/5/19) Stls: 4 vs. App State (11/11/18)
		G • 6-7 • 206 • So. • Greensboro, Ala.						
		PPG	RPG	APG	SPG	BPG		
12		DAZON INGRAM					LAST GAME: 1 pt, 1 reb vs. LSU NOTE: Played in 104 career games with 92 starts to lead UA ... 2nd on team in assists, 3rd in rebounding and steals, 5th in scoring ... season highs of 17 pts & 8 rebs vs. Georgia State ... 12 pts & 4 rebs at Vandy ... had 11 pts & 5 asts vs. Ball State ... first start of season came in win over Kentucky & had 11 pts, 4 rebs & 4 asts.	SEASON HIGHS Pts: 17 vs. Georgia State (12/4/18) Rebs: 10 vs. Vanderbilt (2/23/19) Asts: 6 vs. Vanderbilt (2/23/19) Stls: 3 at UCF (11/29/18)
		G • 6-5 • 210 • Jr. • Theodore, Ala.						
		PPG	RPG	APG	SPG	BPG		
13		JAVIAN DAVIS-FLEMING					LAST GAME: DNP vs. LSU NOTE: Has not seen any action this season ... listed as a four-star by ESPN and a three-star by 247Sports.com ... ranked as the No. 2 player in his state and No. 17 center in the nation (ESPN) ... first team all-state by USA Today in 2018 after he averaged 17 points, 12 rebounds and two blocks per game.	SEASON HIGHS Pts: Rebs: Asts: Stls:
		F • 6-9 • 268 • Fr. • Canton, Miss.						
		PPG	RPG	APG	SPG	BPG		
23		JOHN PETTY JR.					LAST GAME: 23 pts, 4 rebs, 2 asts vs. LSU NOTE: Second on team in rebounding & minutes, third in scoring, three-point shooting & double-figure scoring games (14) ... tied career high with 30 pts at Tennessee ... had 22 pts & 6 treys vs. Texas A&M ... 17 pts vs. Southern & Northeastern ... had 16 pts & 7 rebs vs. Murray State ... last season, his 90 made 3s on 242 attempts set a UA freshman record.	SEASON HIGHS Pts: 30 at Tennessee (1/19/19) Rebs: 10 at South Carolina (2/27/19) Asts: 7 vs. Ball State (11/16/18) Stls: 2 at Vanderbilt (2/9/19)
		G • 6-5 • 197 • So. • Huntsville, Ala.						
		PPG	RPG	APG	SPG	BPG		
24		LAWSON SCHAFFER					LAST GAME: DNP vs. LSU NOTE: Has seen action in 5 contests on the season and 52 games throughout his career ... recorded one rebound vs. Georgia ... played in 9 gms as a junior ... recorded a career-high 14 minutes off the bench collecting three assists and a steal vs. Florida (2/27/18) ... tied career high with five points in 11 minutes off the bench against Memphis (11/10/17).	SEASON HIGHS Pts: NA Rebs: 1 vs. Georgia (2/7/19) Asts: NA Blks: NA
		G • 5-11 • 168 • Sr. • Cullman, Ala.						
		PPG	RPG	APG	SPG	BPG		
30		GALVIN SMITH					LAST GAME: 2 rebs, 5 mins vs. LSU NOTE: Has played in 24 games and made seven starts on the year ... missed Vandy game under concussion protocol ... season-high 10 pts in season opener vs. Southern ... had 10 pts in win over Ole Miss ... added 8 pts & 3 rebs in 17 mins off the bench vs. Arizona ... 8 pts & 5 rebs vs. Ball State ... played in 33 games as a true freshman.	SEASON HIGHS Pts: 10 2x, last vs. Ole Miss (1/23/19) Rebs: 5 2x, last at Tennessee (1/19/19) Asts: 1 2x, last vs. Arizona (12/9/18) Blks: 2 vs. Georgia State (12/4/18)
		F • 6-9 • 245 • So. • Clinton, Miss.						
		PPG	RPG	APG	SPG	BPG		
34		TEVIN MACK					LAST GAME: 3 rebs vs. LSU NOTE: Fourth on team in scoring and third in total threes made (38) and attempted (121) ... season-high 25 pts vs. Georgia ... had 22 pts and season-best 6 threes in win over Kentucky ... had 20 pts vs. Ball State ... finished with 15 pts at Baylor ... 10 pts & 6 rebs vs. Southern in UA debut ... 12 double-digit scoring gms ranks 4th on team.	SEASON HIGHS Pts: 25 vs. Georgia (2/6/19) Rebs: 9 vs. Texas A&M (1/12/19) Asts: 2 7x, last vs. Vanderbilt (2/23/19) Stls: 2 at Texas A&M (2/19/19)
		F • 6-6 • 225 • Jr. • Columbia, S.C.						
		PPG	RPG	APG	SPG	BPG		

ALABAMA	VS.	AUBURN
2018-19	Season	2018-19
17-12	Overall	20-9
8-8	Conference	9-7
73.2	PPG	80.4
71.6	OPP PPG	68.4
+1.6	Margin	+12.0
.447	FG%	.450
.439	FG% DEF	.425
.339	3PT%	.377
.328	3PT% DEF	.344
.673	FT%	.699
37.5	RPG	35.7
34.2	OPP RPG	35.2
+3.3	Margin	+0.5
12.5	APG	14.9
13.4	TOs PG	12.9
4.8	BPG	5.0
4.4	SPG	9.0

SERIES HISTORY

Overall Series Record.....	Alabama leads, 95-64
Last Five Contests.....	Auburn leads, 3-2
Last 10 Contests.....	Series tied, 5-5
At Auburn.....	Auburn leads, 31-27 (Alabama streak: Lost 4)
At Alabama.....	Alabama leads, 49-9 (Alabama streak: Won 1)
At Coleman Coliseum.....	Alabama leads, 42-8
Neutral Site.....	Auburn leads, 23-20
Series Streak.....	Auburn won 1
Last Meeting.....	Feb. 2, 2019 (Auburn, Ala.) Auburn 84, Alabama 63

ABOUT AUBURN

• Auburn owns a 20-9 overall record and a 9-7 mark in SEC play. Most recently, the Tigers secured an 80-75 home victory over Mississippi State on Saturday night in Auburn Arena. The Tigers were outrebounded 41-21, including 14-1 on the offensive glass, however, Auburn knocked down 13 three-pointers for the game and shot 61 percent in the second half to hang on for the five-point win.

• Three Auburn players average in double figures led by senior Bryce Brown's 16.0 points per game, which also ranks sixth in the SEC. Brown also tops the team in threes made (98) and attempted (240). His 3.4 threes made per game is tied for the conference lead, while his 40.8 three-point shooting percentage is second-best in the SEC. Junior Jared Harper is second on the team in scoring average (15.1 ppg) while ranking second in the SEC in assists (6.0 apg). He also ranks third in the SEC in assist/turnover ratio (2.6) and is fourth in minutes played (33.5 mpg). Sophomore forward Chuma Okeke is averaging 11.3 points and a team-leading 6.6 rebounds per game.

• As a team, Auburn is outscoring the competition by 12.0 points per game (80.4-68.4), while outrebounding opponents by +0.5 boards per game (35.7-35.2). The Tigers lead the SEC in three-point field goal percentage (.377), three-pointers made per game (11.1) and turnover margin (+4.9). Auburn also ranks second in steals per game (9.0) and scoring margin (+12.0) and is third in assists (14.9) and scoring average entering Tuesday night's contest.

• Bruce Pearl is in his fifth season at Auburn and owns a record of 90-71 (.559). Now in his 24th season as a collegiate coach, Pearl owns an overall mark of 552-216 (.719). Pearl's teams have led their conference in scoring 17 of the 23 years that he has been a head coach.

SOCIAL MEDIA:



Follow us on Twitter and Instagram @AlabamaMBB



Like us on Facebook at AlabamaMBB

Follow **ALABAMA MEN'S BASKETBALL** on the social media sites listed for up-to-date news, exclusive content and more.

ASSOCIATED PRESS POLL

WEEK 17 (FEB. 25)

Rank	Team (FPV)	2018-19 Record	Points	Prev. Rank
1	Gonzaga	27-2	1,569(44)	2
2	Virginia	24-2	1,513(15)	3
3	Duke	24-3	1,502(3)	1
4	Kentucky	23-4	1,418(2)	4
5	North Carolina	22-5	1,326	8
6	Michigan State	23-5	1,232	10
7	Tennessee	24-3	1,190	5
8	Houston	26-1	1,145	9
9	Michigan	24-4	1,057	7
10	Marquette	23-4	1,019	11
11	Texas Tech	22-5	938	14
12	Nevada	25-2	883	6
13	LSU	22-5	836	13
14	Purdue	20-7	820	15
15	Kansas	20-7	580	12
16	Kansas State	21-6	559	23
17	Maryland	21-7	549	24
18	Florida State	21-6	501	16
19	Wisconsin	19-8	466	22
20	Virginia Tech	21-6	392	20
21	Buffalo	24-3	288	25
22	Iowa	21-6	278	21
23	Cincinnati	23-4	263	NR
24	Wofford	24-4	112	NR
25	Washington	22-5	92	NR

Others receiving votes: Louisville 90; Villanova 63; Iowa State 58; **Mississippi State 28; Auburn 16; Baylor 10; VCU 4; Old Dominion 2; New Mexico State 1.**

USA TODAY/COACHES POLL

WEEK 17 (FEB. 25)

Rank	Team (FPV)	2018-19 Record	Points	Prev. Rank
1	Gonzaga (26)	27-2	792	2
2	Duke	24-3	733	1
2	Virginia (2)	24-2	733	3
4	Kentucky (4)	23-4	726	4
5	North Carolina	22-5	657	9
6	Houston	26-1	600	8
7	Tennessee	24-3	586	5
8	Michigan State	23-5	582	11
9	Marquette	23-4	526	10
10	Michigan	24-4	498	7
11	Texas Tech	22-5	454	14
12	Purdue	20-7	445	13
13	Nevada	25-2	425	6
14	LSU	22-5	382	15
15	Kansas State	21-6	291	21
16	Kansas	20-7	269	12
17	Florida State	21-6	266	17
18	Wisconsin	19-8	223	23
19	Virginia Tech	21-6	206	18
20	Maryland	21-7	204	25
21	Iowa	21-6	189	19
22	Cincinnati	23-4	173	25
23	Buffalo	24-3	138	24
24	Louisville	18-10	71	22
25	Wofford	24-4	50	NR
25	Washington	22-5	50	NR

Others receiving votes: Iowa State 49; Villanova 40; **Mississippi State 18; Baylor 7; Auburn 6; Furman 5; Arizona State 4; Hofstra 1; Florida 1.**

2018-19 Opponents in BOLD

LAST TIME OUT: LSU 74, ALABAMA 69 [TUSCALOOSA, ALA.]

Official Basketball Box Score -- Game Totals -- Final Statistics LSU vs Alabama 3/2/19 11 a.m. CT at Tuscaloosa, Ala. (Coleman Coliseum)

LSU 74 • 24-5, 14-2

#	Player	Total			3-Ptr			Rebounds			PF	TP	A	TO	Blk	Stl	Min
		FG-FGA	FG-FGA	FT-FTA	FG-FGA	FG-FGA	FT-FTA	Off	Def	Tot							
00	Reid, Naz	f	6-15	0-3	0-2	2	11	13	4	12	0	3	0	0	0	30	
11	Bigby-Williams, K.	f	3-8	0-0	1-3	3	3	6	4	7	0	0	1	0	23		
01	Smart, Ja'Vonte	g	8-17	2-5	1-2	0	1	1	1	19	4	1	0	2	39		
04	Mays, Skylar	g	6-11	0-3	8-8	1	5	6	0	20	3	1	0	3	38		
14	Taylor, Marlon	g	1-5	0-1	2-2	3	2	5	4	4	1	1	0	0	18		
03	Waters, Tremont	g	2-6	1-3	0-0	1	1	2	1	5	3	1	1	4	24		
22	Days, Darius	g	2-4	1-2	0-3	1	7	8	4	5	0	0	0	0	17		
24	Williams, Emmitt	g	0-0	0-0	2-2	2	1	3	5	2	0	3	1	0	11		
Team						1	3	4				1					
Totals			28-66	4-17	14-22	14	34	48	23	74	11	11	3	9	200		

FG % 1st Half: 11-32 34.4% 2nd half: 17-34 50.0% Game: 28-66 42.4%
 3FG % 1st Half: 3-11 27.3% 2nd half: 1-6 16.7% Game: 4-17 23.5%
 FT % 1st Half: 4-11 36.4% 2nd half: 10-11 90.9% Game: 14-22 63.6%

Deadball
Rebounds
4

Alabama 69 • 17-12, 8-8

#	Player	Total			3-Ptr			Rebounds			PF	TP	A	TO	Blk	Stl	Min
		FG-FGA	FG-FGA	FT-FTA	FG-FGA	FG-FGA	FT-FTA	Off	Def	Tot							
00	Hall, Donta	f	6-7	0-0	2-5	3	7	10	2	14	0	1	1	0	31		
34	Mack, Tevin	f	0-3	0-2	0-0	1	2	3	2	0	0	1	0	0	13		
02	Lewis Jr., Kira	g	3-16	0-4	1-2	1	3	4	3	7	4	3	0	0	38		
12	Ingram, Dazon	g	0-4	0-2	1-2	0	1	1	3	1	0	2	0	0	12		
23	Petty Jr., John	g	6-13	5-9	6-8	1	3	4	1	23	2	2	0	0	38		
01	Norris, Riley	g	5-10	1-5	2-2	3	6	9	4	13	0	1	0	0	32		
04	Giddens, Daniel	g	0-1	0-1	0-2	1	2	3	1	0	0	1	0	0	5		
05	Johnson Jr., Avery	g	0-0	0-0	0-0	0	0	0	0	0	0	0	0	0	1		
10	Jones, Herbert	g	4-10	2-3	1-2	1	2	3	3	11	5	1	2	1	25		
30	Smith, Galin	g	0-0	0-0	0-0	0	2	2	1	0	0	1	0	0	5		
Team						1	0	1				1					
Totals			24-64	8-26	13-23	12	28	40	20	69	11	13	3	1	200		

FG % 1st Half: 9-31 29.0% 2nd half: 15-33 45.5% Game: 24-64 37.5%
 3FG % 1st Half: 4-14 28.6% 2nd half: 4-12 33.3% Game: 8-26 30.8%
 FT % 1st Half: 6-14 42.9% 2nd half: 7-9 77.8% Game: 13-23 56.5%

Deadball
Rebounds
4

Officials: Jason Baker, Patrick Evans, William Covington
 Technical fouls: LSU-Days, Darius. Alabama-Jones, Herbert; Team.
 Attendance: 11570

Score by periods	1st	2nd	Total
LSU	29	45	74
Alabama	28	41	69

Points	In Paint	Off T/O	2nd Chance	Fast Break	Bench
LSU	40	13	13	10	12
UA	30	11	10	4	24

Last FG - LSU 2nd-00:41, UA 2nd-00:10.
 Largest lead - LSU by 11 1st-09:43, UA by 6 2nd-11:20.
 LSU led for 31:07. UA led for 07:44. Game was tied for 01:07.

Score tied - 2 times.
 Lead changed - 8 times.

TUSCALOOSA, Ala. – The Alabama men’s basketball team fell in a closely-contested battle to No. 13/14 LSU, 74-69, Saturday afternoon at Coleman Coliseum. The game featured eight lead changes, four of which came in the game’s final eight minutes of play.

Sophomore John Petty Jr. led all players with a game-high 23 points including going 5-of-9 from beyond the arc. Senior Donta Hall put on a show on Senior Day, recording his third consecutive and league-leading 13th double-double with 14 points and 10 rebounds. Graduate senior Riley Norris scored 13 points and grabbed nine rebounds, while sophomore Herbert Jones added 11 points and team highs with five assists and a pair of blocks.

“Give credit to LSU,” Alabama head coach Avery Johnson said. “They’re a tough team, they have size and craftiness at the guard position with Tremont Waters and Ja’Vonte Smart. They fought hard, they outrebounded us and they did a great job with finishing the game. Our guys showed a lot of heart, especially there when we took the lead in the second half. But our defense just wasn’t good enough in the second half overall to win the game and just had too many breakdowns. This was a winnable game for us. There are no moral victories, not here anymore especially in my fourth year. We have got to get back to the drawing board tomorrow, get some rest for some guys, and get them ready to come back against our in-state rival on Tuesday.”

After trailing by one at half time, 29-28, and a majority of the game’s first 25 minutes of action, Alabama (17-12, 8-8 SEC) stormed back in the second half by using a 12-2 run that turned a 39-35 deficit into a 47-41 Crimson Tide lead with 11:20 left in regulation.

With UA leading 49-43, the Tigers (24-5, 14-2) responded with a 6-0 spurt to even things at 49-49 with 8:37 remaining. Over the final eight minutes alone, the game featured two ties and four lead changes as the teams battled back-and-forth down the stretch.

The Tide was clinging to a 59-57 lead at the 4:55 mark when LSU’s Darius Days was left wide open for a three-pointer in the corner which he drained to give the Tigers a 60-59 lead. LSU would not trail again as Days’ three

jump-started a 7-0 run over the next 1:36 to give the Tigers a 64-59 lead with 3:19 left to play.

However, Alabama would not give up, as Petty drained a three-pointer to cut into the deficit. After two free throws by LSU, Petty hit another three to trim the lead to 72-69 with 10 seconds left, but the Tide would not get any closer.

Alabama owned a 24-12 edge in bench points, marking the 24th time this season the UA reserves have outscored its opponent and the 12th time it has done so by double figures. The Tigers outrebounded the Tide, 48-40, and also owned a 40-30 advantage inside the paint.

LSU had three players in double figures, led by Skylar Mays’ 20 points. Ja’Vonte Smart had 19 points, while Naz Reid collected a double-double with 12 points and 13 rebounds.

2018-19 TOP PERFORMANCES

CATEGORY	ALABAMA	OPPONENTS
Points	30, John Petty Jr. at Tennessee, 1/19/19	38, Ja Morant, Murray State, 11/26/18
Field Goals Made	11, John Petty Jr. at Tennessee, 1/19/19	16, Ja Morant, Murray State, 11/26/18
Field Goal Attempts	18, 2x, last by John Petty Jr. at Tennessee, 1/19/19	29, Ja Morant, Murray State, 11/26/18
3-Pointers Made	6, 3x, last by John Petty Jr. at Tennessee, 1/19/19	5, 3x, last by Bryce Brown, Auburn, 2/2/19
3-Pointers Attempted	11, John Petty Jr. vs. Texas A&M, 1/12/19	10, Caleb Homesley, Liberty, 12/18/18
Rebounds	16, Donta Hall vs. Texas A&M, 1/12/19	13, 4x, last by Naz Reid, LSU, 3/2/19
Assists	8, Kira Lewis Jr. at Stephen F. Austin, 12/30/18	7, 2x, last by Jordan Bone, Tennessee, 1/19/19
Steals	4, Herbert Jones vs. Appalachian State, 11/11/18	4, 5x, last by Tremont Waters, LSU, 3/2/19
Blocks	4, 2x, last by Donta Hall vs. Texas A&M, 1/12/19	5, 2x, last by Kyle Alexander, Tennessee, 1/19/19

QUICK FACTS

UNIVERSITY

Location Tuscaloosa, Ala.
Founded April 12, 1831
Enrollment 38,563
Conference Southeastern
Colors Crimson and White
Nickname Crimson Tide
President Dr. Stuart Bell
Director of Athletics Greg Byrne

FACULTY ATHLETICS

Representative Dr. James King
Sport Administrators Tiffini Grimes/Jeff Purinton
Arena (Capacity) Coleman Coliseum (15,383)

COACHING STAFF

Head Coach Avery Johnson
Alma Mater Southern, 1988
Record at Alabama 74-58 (Fourth Season)
NBA Coaching Record 254-186 (Seven Seasons)
Overall Career Record 328-244 (11th Season)
Associate Head Coach ... John Pelphey (3rd Season)
Assistant Coach Antoine Pettway (11th Season)
Assistant Coach Yasir Rosemond (2nd Season)
Director of Operations Colton Houston
Director of Player Development Blake Gray
Scouting and Recruiting Coordinator Alex Fain
Strength and Conditioning Lou DeNeeen
Athletic Trainer Clarke Holter

TEAM INFORMATION

2017-18 Record 20-16
2017-18 SEC Record/Finish 8-10/T-9th
2017-18 H/A/N Record 12-5/2-8/6-3
Starters Returning/Lost 4/1
Letterwinners Returning/Lost 10/2
Newcomers 4*

**includes transfer who sat out last season*

PROGRAM HISTORY

All-Time Record 1,674-1,042-1 (.617)
SEC Record 791-614 (.564)
SEC Tournament Record 66-52 (.559)
SEC Championships 7
SEC Divisional Championships 3
NCAA Appearances 20
NIT Appearances 15

ATHLETICS COMMUNICATIONS

Men's Basketball Contact Aaron Jordan
Office 205-348-6084
Cell 205-913-1979
E-mail ajordan@ia.ua.edu
Fax 205-348-8841
Secondary Men's Basketball Contact Haley Peterson
Website www.RollTide.com
Mailing Address 1201 Coliseum Drive
 Room 170
 Tuscaloosa, AL 35487

ALABAMA MEN'S BASKETBALL QUICK HITS

TIDE TEAM TIDBITS ARE BELOW (INDIVIDUAL TIDBITS CAN BE FOUND ON PAGE 9)

• The Crimson Tide fell to then-No. 13 LSU, 74-69, last Saturday afternoon inside Coleman Coliseum. UA actually held a six-point lead midway through the second half, but the Tigers were able to rally in a back-and-forth contest that went down to the wire and featured four lead changes and two ties over the final eight minutes of regulation. With the loss, Alabama fell to 3-2 this season against top-25 teams with losses coming at then-No. 3 Tennessee (71-68 on Jan. 19) and the Tigers by a combined eight points.

• Alabama owns a 3-2 record against AP Top-25 opponents this season, with all three victories coming during the month of January. Despite the setback, the Tide ranks third in the conference with three top-25 victories this season and winning percentage vs. ranked opponents (.600). Only Kentucky (5-3, .625) and LSU (4-2, .667) rank ahead of UA in both categories. On the season, Alabama has knocked off then-No. 22/21 Mississippi State, 83-79, on Jan. 29, then-No. 13 Kentucky (77-75) on Jan. 5 and then-No. 20 Ole Miss (74-53) on Jan. 22.

• Coming into Saturday's game against Auburn, the Tide is ranked No. 53 in the latest NCAA NET Rankings (as of March 4) and own the No. 26 overall strength of schedule. Alabama is 8-11 against Quadrant 1 (2-8) and Quadrant 2 (6-3) opponents this year. The eight wins against Q1 and Q2 teams ranks sixth-best in the SEC. The Crimson Tide trails only LSU (16-5), Kentucky (13-5), Tennessee (12-3), Mississippi State (11-8) and Auburn (11-9) in combined Q1 and Q2 victories. Furthermore, Alabama's six Q2 wins ranks third among the SEC in the category and is tied for 12th-most nationally.

• Alabama ranks as one of the better defensive teams in SEC play. Entering Tuesday night's contest, the Crimson Tide leads the league in three-point field goal percentage defense at 31.5 percent. Additionally, Alabama is fourth in field goal percentage defense (43.6 percent) and fifth in scoring defense (71.6) against conference opponents.

• Coming into its final regular-season home contest, the Crimson Tide owns a 10-4 record under the arched roof of Coleman Coliseum, with two of those defeats coming on buzzer-beating three-pointers. Most recently, Alabama fell to Texas A&M on Jan. 12 when TJ Starks drained an improbable shot from beyond the arc as the buzzer sounded, lifting the Aggies to an 81-80 victory. The other occurrence came back on Dec. 4 when Georgia State's three-pointer at the buzzer gave the Panthers an 83-80 victory.

• Head coach Avery Johnson boasts a record of 14-12 when playing teams ranked in the Associated Press Top-25, including a 3-2 record this season. Johnson had guided the Crimson Tide to a seven-game home winning streak over AP Top-25 competition prior to last Saturday's loss to then-No. 13 LSU. Despite the setback, the Tide has recorded nine wins in the last 14 overall games played against ranked opponents. His record is even more impressive considering the Tide had lost 21 consecutive games against ranked opponents prior to his arrival. . in Coleman Coliseum.

• The Alabama reserves have been a strength of this year's team, averaging nearly 25 points per contest (24.9) entering the contest against Auburn. For the year, the Crimson Tide bench has been outscored just five times and is outscoring its counterparts by exactly seven points per contest (24.9-17.9). On 13 occasions, the UA reserves owned a double-digit advantage over the opposition's bench.

• The Tide is one of the top rebounding teams in the nation but has struggled as of late in the category. Through its first 18 games, Alabama outrebounded the opposition 17 times and went 12-6 over the stretch. However, UA has won the battle of the boards only twice in its last 11 games and has gone 5-6 in those contests.

• The 70-point mark seems to be a key for the Crimson Tide team this season. On the year, Alabama has a record of 15-3 when scoring 70 or more points in a game. However, the Tide is 2-9 this season when scoring less than 70 points in a contest, with both such victories coming in two of UA's last three games.

• Alabama enters its contest against Auburn ranked 19th in the nation and sixth in the SEC in blocked shots per game at 4.8 swats per contest. Leading the way is senior Donta Hall, who is currently 62nd nationally and eighth in the SEC with 1.8 blocks a game.

2018-19 ROSTER & PRONUNCIATIONS

No.	Name	Fi-net-ick	Pos.	Ht./Wt.	Yr.	Major	Hometown
0	Donta Hall	don-TAY	F	6-9/230	Sr.	Public Health	Luverne, Ala.
1	Riley Norris		G/F	6-7/212	Gr.	Marketing ^(masters)	Albertville, Ala.
2	Kira Lewis Jr.	KIE (like PIE)-ruh	G	6-3/167	Fr.	Business	Meridianville, Ala.
3	Alex Reese		F	6-9/238	So.	Business Man.	Pelham, Ala.
4	Daniel Giddens		F/C	6-11/247	Jr.	Consumer Science	Mableton, Ga.
5	Avery Johnson Jr.		G	5-11/187	Gr.	Business Man. ^(masters)	Houston, Texas
10	Herbert Jones		G	6-7/206	So.	Business Man.	Greensboro, Ala.
12	Dazon Ingram	DAY-zon	F	6-5/210	Jr.	Consumer Science	Theodore, Ala.
13	Javian Davis-Fleming	JAY-vee-on	F	6-9/268	Fr.	Physical Ed.	Canton, Miss.
15	Tyler Barnes		F	6-8/205	So.	Aerospace Eng.	Louisville, Ky.
21	Britton Johnson		G	6-4/182	Fr.	Business Man.	Mountain Brook, Ala.
22	Diante Wood	dee-on-TAY	G	6-4/206	Fr.	Ex. Science	Anniston, Ala.
23	John Petty Jr.		G	6-5/197	So.	Communications	Huntsville, Ala.
24	Lawson Schaffer	SHAY-fer	G	5-11/168	Sr.	Communications	Cullman, Ala.
30	Galin Smith	GAY-lin	F	6-9/245	So.	Ex. Science	Clinton, Miss.
34	Tevin Mack		G/F	6-6/225	Jr.	Communications	Columbia, S.C.

2019 SIGNEES

Alabama men's basketball head coach Avery Johnson officially announced the Tide's 2019 signing class on Nov. 12, as the Crimson Tide inked three players, who are all ranked among the top prospects in the nation. The class is currently ranked No. 11 in the nation, according to ESPN.com.

Below is a look at each of the newest signees:

JUWAN GARY | F | 6-6 | 190

COLUMBIA, S.C. (WEST CHARLOTTE HS)

• **BIO:** Juwan Gary, is a 6-6, 190-pound forward, is a consensus four star recruit who is ranked as the No. 55 overall player in the class of 2019, the No. 10-ranked forward and the third overall player in the state of South Carolina according to ESPN.com ... after playing his previous three years at Gray Collegiate Academy in Columbia, S.C., Gary transferred to West Charlotte High School in Charlotte, N.C., where he will play his senior season ... was named the 2018 2A Player of the Year by the South Carolina Basketball Coaches Association ... played under head coach Dion Bethea at Gray Collegiate where he led the team to its first ever Class 2A state championship in 2017 ... finished his junior year averaging 20.5 points, 8.3 rebounds and 1.9 steals per game ... as a sophomore, he averaged 18.4 points, 6.5 rebounds and 1.8 assists per game ... earned Florence Player of the Year for the 2016-17 and 2017-18 seasons.

JAYLEN FORBES | GUARD | 6-4 | 180

FLORENCE, MISS. (FLORENCE HS)

• **BIO:** Jaylen Forbes, 6-4 shooting guard who played at Florence high school and was tabbed an All-State performer by the Clarion Ledger, is a four-star recruit who is ranked as the No. 2 player in the state and the No. 66 player in the country, according to ESPN.com... averaged 25.9 points and 5.6 rebounds as a junior... played for the MEB0 team Hood in the Nike EYBL circuit Forbes averaged 19.4 points, 5.7 rebounds and 1.1 assists per game... named a breakout player by Prep Recruit... participated in the USA Men's Junior National Team minicamp in 2016 and 2017.

JADEN SHACKELFORD | GUARD | 6-3 | 185

HESPERIA, CA. (HESPERIA HS)

• **BIO:** Jaden Shackelford is a 6-3, 185-pound four-star prospect according to ESPN.com and the No. 14 guard and the No. 7 player in the state of California...led his squad to the final four in the Division 3A state championship averaging 25.1 points, 1.6 rebounds and 0.8 steals... made four or more 3-pointers in seven separate games on the Nike EYBL circuit and led the entire circuit with 57 3-pointers in all... awarded Best Performance of the session by the D1 circuit staff against E1T1 United where he scored 40 points hit 7 three-pointers and had 6 rebounds... signed with Alabama after receiving offers from Kansas State, Oklahoma, UCLA and Pepperdine, among others.

ALABAMA IS IN 106TH SEASON OF BASKETBALL

- Alabama is in its 106th season of basketball in 2018-19. The Tide's first season of hoops came in 1912-13. There was no season in 1943-44 due to World War II.
- The Tide holds an all-time record of 1,674-1,042-1 (.617), which includes a 791-614 (.559) record in SEC play. The program's first year of play was 1912-13.
- Alabama ranks second in the SEC in league victories and all-time winning percentage entering the 2018-19 campaign.
- UA has made 35 NCAA (20) or NIT (15) appearances and has won seven SEC regular-season titles and six SEC Tournament championships.

ABOUT ALABAMA

- Alabama had its two-game winning streak snapped last Saturday with a narrow 74-69 loss to then-No. 13/14 LSU inside Coleman Coliseum. The Crimson Tide led by as many as six points at the midway point of the second half, but an LSU three-pointer with just over four minutes remaining gave the Tigers the lead for good as they held on for the win. UA entered the contest having won seven straight home contests over AP Top-25 teams.
- Freshman guard Kira Lewis Jr. leads a balanced scoring attack that features eight Alabama players averaging at least 5.5 points per game. Three UA players average in double figures as Lewis' 14.0 points per game tops the Tide and ranks 13th in the SEC. Senior Donta Hall ranks second on the team at 11.1 ppg, while sophomore John Petty Jr. is collecting 10.8 points per game.
- Lewis leads UA in assists (2.9 apg), minutes (31.8) and free throw shooting (82-of-104, .788), while ranking second in steals (23) and threes made (49) and attempted (133). Meanwhile, Hall tops the team in total dunks (57), rebounds (8.6 rpg), blocks (1.8 bpg), double-figure contests (21) and double-doubles (13). He currently ranks among the league leaders in double-doubles (1st), rebounding (2nd) and blocked shots (8th). Petty leads the Tide in three-point field goals made (52) and attempted (150) and ranks second on the team in rebounding (4.3) and minutes (29.4).
- Junior Tevin Mack, who scored a season-high 25 points in the win over Georgia, is averaging 8.8 ppg, while junior Dazon Ingram (7.3 ppg), senior Riley Norris (7.0 ppg) and sophomores Herbert Jones (6.1 ppg) and Alex Reese (5.5 ppg) are all averaging at least 5.5 points per contest. Ingram tops the team in three-point shooting (15-of-37, .405), while Norris is second (27-of-71, 38.0 percent) over his 21 games played. Meanwhile Jones, who is considered one of the top defenders in the Southeastern Conference, tops UA with 17 charges taken and in total steals (26).
- As a team, Alabama enters Tuesday's contest as one of the top rebounding teams in the nation. The Tide has been outrebounded in just nine of its 29 games on the year and ranks seventh in the SEC and 81st nationally with a +3.3 advantage on the glass (37.5-34.2). UA is shooting 44.7 percent from the field and 33.9 percent from beyond the arc on the year, while outscoring the competition by 1.6 points per game (73.2-71.6). Additionally, the Tide is 19th in the nation in blocks per game (4.8).
- Through 16 games in conference play, Lewis leads the team in scoring at 13.3 ppg, while Petty is averaging 11.2 ppg and has knocked down 38.0 percent of his shots from beyond the arc (30-of-79). Meanwhile, Hall is averaging nearly a double-double at 11.1 points and 9.0 rebounds per game – a number that tops the SEC in conference games only. Ingram and Lewis share the team lead in assists (2.8), while Jones leads the Tide in steals (12) against league opposition.
- As a team in league play, Alabama is one of six teams separated by one game entering the final two games of the regular season. The Tide owns an 8-8 record in league play entering the final week of the regular season. Alabama is averaging 71.0 points per game in conference play, while outrebounding teams by +1.2 (36.8-35.6). The Tide is shooting 43.5 percent from the field, 34.1 percent from beyond the arc and 66.8 percent from the charity stripe in SEC play. The Tide leads the SEC in league games in three-point field goal percentage defense (.315), ranks second in defensive rebounds (26.5), third in rebounding offense (36.8), fourth in blocked shots (4.4) and field goal percentage (.436) and is fifth in scoring defense (71.6).

BIOMETRICS BOX

#	NAME	BODY FAT %	VERTICAL JUMP		WINGSPAN	OVERHEAD REACH	HAND LENGTH
			STANDING	APPROACH			
0	Donta Hall	4.1%	35"	39"	7'4.5"	9'0.5"	9"
1	Riley Norris	16.8%	26.5"	28"	6'7"	8'7"	8.25"
2	Kira Lewis Jr.	7.4%	30"	34.5"	6'6.5"	8'3.5"	NA
3	Alex Reese	10.6%	23"	32"	6'11"	8'11"	9"
4	Daniel Giddens	6.5%	31"	33"	7'2.5"	9"	9.25"
5	Avery Johnson Jr.	5.8%	29.5"	33.5"	6'0.5"	7'8.5"	7.5"
10	Herbert Jones	7.3%	28"	35.5"	7'0.5"	8'9"	8.5"
12	Dazon Ingram	11.7%	29.5"	35.5"	6'9"	8'6.5"	9"
13	Javian Davis-Fleming	18.8%	24"	28"	7'2.75"	9"	NA
23	John Petty	4.5%	29.5"	35.5"	6'9.5"	8'6.5"	8.75"
24	Lawson Schaffer	9.4%	22"	26.5"	6'0.75"	7'10.5"	NA
30	Galvin Smith	6.1%	29.5"	34.5"	7'2"	9"	9.25"
34	Tevin Mack	10.0%	27.5"	33"	7'0.5"	8'10"	9"

BOLD denotes team leader in the category listed

SPECIALTY STATS

Opponent	Pts off				
	Paint	T/O	2ndCh	FastB	Bench
SOUTHERN	22	16	10	6	14
ALABAMA	32	21	12	7	21
APPALACHIAN STATE	30	12	13	2	8
ALABAMA	36	26	19	4	21
vs. Northeastern	20	0	0	0	18
ALABAMA	30	7	2	8	18
vs. Ball State	30	12	4	10	11
ALABAMA	46	21	15	6	31
vs. Wichita State	42	11	18	8	27
ALABAMA	30	10	9	14	32
MURRAY STATE	40	31	12	11	11
ALABAMA	36	20	11	6	29
at UCF	28	9	7	13	14
ALABAMA	34	9	18	6	26
GEORGIA STATE	42	6	5	4	11
ALABAMA	32	13	11	6	31
ARIZONA	30	13	16	4	6
ALABAMA	36	17	18	8	29
vs. Liberty	28	9	9	0	21
ALABAMA	34	17	7	12	17
PENN STATE	34	16	11	8	34
ALABAMA	46	9	9	2	17
at Stephen F. Austin	40	11	10	13	24
ALABAMA	30	16	17	8	27
KENTUCKY	36	20	10	8	11
ALABAMA	32	9	9	6	11
at LSU	32	14	16	4	36
ALABAMA	34	13	20	6	39
TEXAS A&M	48	6	13	4	27
ALABAMA	30	4	9	2	35
at Missouri	30	6	4	4	15
ALABAMA	40	9	11	6	33
at Tennessee	40	13	10	2	18
ALABAMA	30	7	17	2	35
OLE MISS	16	6	8	0	23
ALABAMA	34	23	20	6	35
at Baylor	38	24	18	6	21
ALABAMA	48	13	9	6	22
MISSISSIPPI STATE	44	8	19	8	29
ALABAMA	54	17	18	6	34
at Auburn	30	30	2	18	16
ALABAMA	22	14	7	6	34
GEORGIA	40	16	21	8	26
ALABAMA	48	22	8	12	20
at Vanderbilt	20	13	4	2	12
ALABAMA	18	18	12	2	26
at Mississippi State	40	28	19	10	9
ALABAMA	24	5	9	2	5
FLORIDA	36	11	0	6	14
ALABAMA	24	3	1	0	29
at Texas A&M	22	15	4	0	17
ALABAMA	32	15	10	8	18
VANDERBILT	36	0	9	2	22
ALABAMA	26	24	4	2	14
at South Carolina	24	15	11	9	12
ALABAMA	28	10	11	15	18
LSU	40	13	13	10	12
ALABAMA	30	11	10	4	24
AUBURN					
ALABAMA					
at Arkansas					
ALABAMA					
OPPONENT Totals	958	384	296	180	519
Average/Game	33.0	13.2	10.2	6.2	17.9
ALABAMA Totals	976	403	333	178	722
Average/Game	33.7	13.9	11.5	6.1	24.9

ALABAMA-AUBURN – SERIES NOTES

- Tuesday's game will mark the 160th meeting on the hardwood between the two schools, which is the fourth-most games UA has played against any one opponent. The Crimson Tide owns a 95-64 edge in the series, as the 95 victories also rank fourth-best against any foe in program history.
- UA owns an all-time record of 42-8 when playing Auburn in Coleman Coliseum, including wins in eight of the last nine games played between the teams under the arched roof. The Tide is 49-9 when hosting the Tigers in Tuscaloosa.
- Despite the loss last month in Auburn, Alabama has won 12 of the last 19 games played between the two teams, including eight of the last nine games played in Coleman Coliseum. Auburn's only win during that stretch came on Feb. 4, 2017.
- Last season, Alabama and Auburn played a total of three games, which marked the first time since the 1998-99 season the rivals have squared off three times during the same year. The Crimson Tide took two of the three games, winning in Coleman Coliseum by a score of 76-71 on Jan. 17 and 81-63 in the SEC Tournament quarterfinals on March 9. The Tigers defeated the Tide in Auburn Arena, 90-71, on Feb. 21 for their lone win in the series last year.
- The two teams have played in 11 overtimes in series history, with the last one coming Feb. 21, 2001. Auburn has won eight of the 11 games that have went to extra time.
- The series began during 1923-24 campaign.

NCAA TOURNAMENT RESUME

- UA enters the game with a NET Ranking of No. 53 nationally, while owning the No. 26 overall strength of schedule in the latest release (as of March 4). Both of the Tide's remaining regular season contests are projected to be against Quadrant 1 opponents (vs. Auburn on March 5 and at Arkansas on March 9).
- Heading into Tuesday's game against Auburn, Alabama is a combined 8-11 against Q1 and Q2 teams, owning 2-8 mark against Quadrant 1 opponents and a 6-3 record vs. teams in Quadrant 2 this season. Combined, UA's eight wins against Q1 and Q2 opposition this year trails only LSU (16), Kentucky (13), Tennessee (12), Mississippi State (11) and Auburn (11). Alabama is tied for sixth with Florida, while both rank ahead of Ole Miss (7-10) and South Carolina (7-13), both with seven combined Q1 and Q2 wins.
- Alabama's six Q2 wins is third-best in the SEC, trailing only Auburn (9-2) and LSU (7-3). Even more impressive is the Quadrant 2 win total ranks in a tie for 12th-most in the nation.
- Alabama is a combined 9-1 against Q3 (6-1) and Q4 opposition (3-0) teams this season, with the lone loss coming on a buzzer beater to Georgia State – a game in which the Tide held a 22-point second half lead before allowing the Panthers to come back and take the victory. The number of Q4 opponents is tied for the lowest number among all SEC schools (tied with LSU).
- Alabama owns a 3-2 record against teams ranked in the Associated Press Top 25 and is 4-2 when playing teams ranked in the USA Today Coaches Poll this season. The three wins ranks third in the SEC for most wins and best winning percentage against ranked opponents (Kentucky is 5-3, .625, LSU is 4-2, .667). The Tide, Wildcats and Tigers are the only three teams to have a winning record against ranked opponents this season.

TOPPLING THE TOP 25

- Head coach Avery Johnson has led his teams to success when playing against teams ranked in the Associated Press Top 25 during his time at the Capstone.
- In 26 total games played against teams ranked in the AP Top 25 (including NCAA Tournament contests), Johnson has led the Tide to a record of 14-12 (.538). That's a huge improvement, especially considering prior his arrival, Alabama had lost 21 consecutive games to nationally-ranked opponents.
- This season, the Tide is 3-2 against top-25 competition, with all three victories coming in the month of January. Alabama has defeated then-No. 22 Mississippi State (83-79 on Jan. 29) while also recording wins over then-No. 20 Ole Miss (74-53 on Jan. 22) and then-No. 13 Kentucky (77-75 on Jan. 5). The losses came by a combined eight points, narrowly falling 71-68 at then-No. 3 Tennessee on Jan. 19 and then-No. 13 LSU, 74-69, on March 2.

HUSTLE STATS

DUNK CHART

PLAYER	DUNKS	CAREER DUNKS
Hall	57	184
Jones	10	25
Petty	7	9
Smith	5	22
Ingram	4	29
Mack	2	2
Reese	2	5
Giddens	2	22
Lewis Jr.	1	1
Norris	1	6

TOTAL 92

CHARGES TAKEN

PLAYER	CHARGES	CAREER CHARGES
Jones	17	40
Norris	11	27
Ingram	7	25
Hall	3	8
Lewis Jr.	1	1
Smith		3
Johnson Jr.		2

TOTAL 39

AND-1's (converted/attempted)

PLAYER	AND-1's	CAREER AND-1's
Hall	6-for-12	24-for-43
Petty Jr.	7-for-7	10-for-11
Mack	4-for-6	4-for-6
Norris	3-for-4	14-for-18
Lewis Jr.	3-for-3	3-for-3
Jones	2-for-3	3-for-7
Giddens	1-for-2	6-for-11
Ingram	0-for-2	12-for-19
Reese	1-for-1	2-for-2
Smith	1-for-1	3-for-6
Johnson Jr.		3-for-6

TOTAL 28-for-41 (.683)

MOST COMMON OPPONENTS

Below is a look at Alabama's most familiar foes in school history:

Opponents	Games	Record
1. Mississippi State	201	125-76
2. LSU	181	108-73
3. Ole Miss	179	121-58
4. Auburn	159	95-64
5. Kentucky	150	38-112
6. Tennessee	148	79-69
7. Georgia	147	95-52
8. Florida	144	75-69
9. Vanderbilt	140	71-69
10. Tulane	84	52-32

2018-19 SEC STANDINGS [3/5/19]

	SEC	Overall
LSU	14-2	24-5
Tennessee	14-2	26-3
Kentucky	13-3	24-5
South Carolina	9-7	14-15
Mississippi State	9-7	21-8
Ole Miss	9-7	19-10
Auburn	9-7	20-9
Florida	9-7	17-12
Alabama	8-8	17-12
Arkansas	6-10	15-14
Texas A&M	6-10	13-15
Missouri	4-12	13-15
Georgia	2-14	11-18
Vanderbilt	0-16	9-20

UA IN SEC/NCAA STATS [3/5/19]

Team	Overall	Rank	NCAA	SEC	Rank
Scoring Offense	73.2	10th		71.0	9th
Scoring Defense	71.6	9th		71.6	5th
Scoring Margin	+1.6	9th		-0.6	8th
Free Throw %	.673	13th		.668	11th
FG %	.447	8th		.435	8th
FG % Defense	.439	14th		.436	4th
3-PT FG %	.339	8th		.341	7th
3-PT FG % Def.	.328	4th	98th	.315	1st
3-PT FG Made	7.1	9th		7.4	7th
Rebound Offense	37.5	6th	70th	36.8	3rd
Rebound Defense	34.2	9th		35.6	9th
Rebound Margin	+3.3	7th	81st	+1.2	6th
Assists	12.5	10th		11.9	T9th
Steals	4.4	14th		4.3	T12th
Blocks	4.8	T6th	19th	4.4	4th
Turnover Margin	-1.3	11th		-1.4	10th
Assist/Turnover	0.9	10th		0.9	9th

Individual	Overall	Rank	NCAA	SEC	Rank
SCORING					
Kira Lewis Jr.	14.0	13th			
REBOUNDING					
Donta Hall	8.6	T2nd	58th	9.0	1st
BLOCKED SHOTS					
Donta Hall	1.8	8th	62nd	1.4	T9th
FT PERCENTAGE					
Kira Lewis Jr.	.788	10th			
OFFENSIVE REBOUNDS					
Donta Hall	2.7	2nd	78th	2.7	5th
DEFENSIVE REBOUNDS					
Donta Hall	5.9	2nd	96th	6.3	1st
MINUTES					
Kira Lewis Jr.	31.8	13th		32.4	17th
DOUBLE-DOUBLES					
Donta Hall	13	1st	23rd	8	1st

- Alabama had won seven consecutive games at home over ranked opponents prior to the five-point defeat to LSU. Despite the loss, the Crimson Tide owns a 9-5 (.643) mark against top-25 competition since the start of the 2017-18 campaign.
- Last season, Alabama finished with six wins over ranked opponents. It was the most victories over top-25 teams in a single season in program history, topping the four victories over ranked foes which was set in four different seasons (1981-82, 1986-87, 2001-02 and in coach Johnson's first season in 2015-16).

THE DEVELOPMENT OF DONTA

- Senior Donta Hall has improved tremendously since stepping foot on the Alabama campus as a freshman prior to the 2015-16 campaign.
- When Hall first arrived in Tuscaloosa in the summer of 2015, he weighed 200 pounds and has since added more than 30 pounds to his frame. In addition, his Maximum Bench Press, which is now at 265 pounds, has increased by over 80 pounds in his four seasons at The Capstone.
- Even while increasing his body weight and overall strength, Hall's Maximum Vertical Touch has increased by over six-plus inches and is now currently at 12'1".
- On the court, Hall's numbers have also seen a traumatic improvement. Below is a breakdown of Hall's season averages for each of his four seasons wearing an Alabama uniform.

DONTA HALL	GP-GS	MPG	PPG	RPG	BPG	FGM-FGA	FG%	FTM-FTA	FT%	DUNKS
2015-16 - FRESHMAN	33-0	12.8	2.8	4.3	1.7	37-61	.607	19-44	.431	18
2016-17 - SOPHOMORE	34-20	19.7	6.0	5.5	1.4	79-120	.658	45-75	.600	36
2017-18 - JUNIOR	34-31	23.7	10.6	6.6	2.0	151-208	.726	60-108	.556	75
2018-19 - SENIOR	29-29	26.3	11.1	8.6	1.8	122-190	.642	77-107	.720	57

2018-19 STARTING LINEUP BREAKDOWN

OPPONENT (W/L)

SOUTHERN (W)	Hall	Smith	Jones	Petty	Lewis Jr.
APP STATE (W)	Hall	Smith	Jones	Petty	Lewis Jr.
vs. Northeastern (L)	Hall	Smith	Jones	Petty	Lewis Jr.
vs. Ball State (W)	Hall	Smith	Jones	Petty	Lewis Jr.
vs. Wichita State (W)	Hall	Smith	Jones	Petty	Lewis Jr.
MURRAY STATE (W)	Hall	Smith	Jones	Petty	Lewis Jr.
at UCF (L)	Hall	Smith	Jones	Petty	Lewis Jr.
GEORGIA STATE (L)	Hall	Mack	Jones	Petty	Lewis Jr.
ARIZONA (W)	Hall	Mack	Jones	Petty	Lewis Jr.
vs. Liberty (W)	Hall	Mack	Jones	Petty	Lewis Jr.
PENN STATE (W)	Hall	Mack	Jones	Petty	Lewis Jr.
at Stephen F. Austin (W)	Hall	Mack	Jones	Petty	Lewis Jr.
KENTUCKY (W)	Hall	Mack	Jones	Ingram	Lewis Jr.
at LSU (L)	Hall	Mack	Jones	Ingram	Lewis Jr.
TEXAS A&M (L)	Hall	Mack	Jones	Ingram	Lewis Jr.
at Missouri (W)	Hall	Mack	Jones	Ingram	Lewis Jr.
at Tennessee (L)	Hall	Mack	Jones	Ingram	Lewis Jr.
OLE MISS (W)	Hall	Mack	Jones	Ingram	Lewis Jr.
at Baylor (L)	Hall	Mack	Jones	Ingram	Lewis Jr.
MISSISSIPPI STATE (W)	Hall	Mack	Jones	Ingram	Lewis Jr.
at Auburn (L)	Hall	Mack	Jones	Ingram	Lewis Jr.
GEORGIA (W)	Hall	Mack	Jones	Ingram	Lewis Jr.
at Vanderbilt (W)	Hall	Mack	Jones	Ingram	Lewis Jr.
at Mississippi State (L)	Hall	Mack	Jones	Ingram	Lewis Jr.
FLORIDA (L)	Hall	Mack	Jones	Ingram	Lewis Jr.
at Texas A&M (L)	Hall	Mack	Petty	Ingram	Lewis Jr.
VANDERBILT (W)	Hall	Mack	Petty	Ingram	Lewis Jr.
at South Carolina (W)	Hall	Mack	Petty	Ingram	Lewis Jr.
LSU (L)	Hall	Mack	Petty	Ingram	Lewis Jr.

Number of different starting lineups: 3 (BOLD indicates most recent lineup)

Record by lineup (bold indicates most recent lineup):

- 6-7 Lewis Jr., Ingram, Jones, Mack, Hall
- 5-2 Lewis Jr., Petty, Jones, Smith, Hall
- 4-1 Lewis Jr., Petty, Jones, Mack, Hall
- 2-2 Lewis Jr., Ingram, Petty, Mack, Hall**

RECORD WHEN

At home	10-4	
On the road	4-7	
At neutral sites	3-1	
In SEC games	8-8	
SEC home games	5-3	
SEC road games	3-5	
In non-conference games	9-4	
In overtime	0-0	
In games decided by ...		
5 points or less	4-5	
6-10 points	9-3	
11 points or more	4-4	
Leading at the half		16-3
Trailing at the half		1-9
Tied at the half		0-0
Shooting 40% or better		15-9
Shooting less than 40%		2-3
Opponent shoots better than 40%		14-12
Opponent shoots 40% or less		3-0
Shooting same or better than opponent		12-2
Shooting worse than opponent		5-10
Outrebounding opponent		13-6
Opponent outrebounds UA		3-6
Rebounds are tied		1-0
70% or better on FT		7-4
less than 70% on FT		10-8
More FT att. than opponent		12-5
Less FT att. than opponent		4-7
Same FT att. as opponent		1-0
40% or better on 3PT		6-1
Less than 40% on 3PT		11-11
More turnovers than opponent		9-7
Less turnovers than opponent		8-3
Same turnovers as opponent		0-2
Scoring 80 or more points		6-2
Scoring 70-79 points		9-1
Scoring 60-69 points		2-6
Scoring 50-59 points		0-3
Scoring less than 50 points		0-0
Allowing 80 or more points		2-5
Allowing 70-79 points		7-5
Allowing 60-69 points		7-2
Allowing 50-59 points		1-0
Allowing less than 50 points		0-0
On Sunday		4-0
On Monday		1-0
On Tuesday		5-4
On Wednesday		2-0
On Thursday		0-2
On Friday		2-0
On Saturday		3-6
In November		5-2
In December		4-1
In January		4-4
In February		4-4
In March		0-1

TIDE INDIVIDUAL TIDBITS

- Over his last three games, senior Donta Hall is averaging a double-double. Over the stretch, the Luverne, Ala., native has averaged 14.3 points and 10.3 rebounds while shooting 65.4 percent (17-of-26) and recording seven dunks during the stretch.
- Graduate senior Riley Norris is collecting 10.5 points and 5.0 rebounds per game over Alabama's last four contests, while shooting 45.5 percent (15-of-33) from the field and a team-leading 38.1 percent (8-of-21) from beyond the arc over the stretch.
- Senior Donta Hall leads the league with 13 double-doubles on the year, which ranks 23rd in the nation. He has collected a double-double in eight of the Tide's 16 SEC games which leads all players in league play. Hall currently leads the SEC on conference games only with 9.0 rebounds per game while adding 11.1 ppg in league play.
- Hall enters the game against LSU with 979 points, 801 career rebounds and 224 career blocks. Should he get 21 points, the Luverne, Ala., native will join Leon Douglas (1,909 points, 1,279 rebounds and 235 blocks), Robert Horry (1,591 points, 929 rebounds and 286 blocks), Jermareo Davidson (1,268 points, 918 rebounds and 221 blocks) and JaMychal Green (1,656 points, 912 rebounds and 212 blocks) as the only players in program history to achieve the feat.
- Hall had four consecutive double-doubles before the streak was snapped at Baylor. He became the first UA player in 11 years to record double-doubles in four consecutive contests. The last time it occurred came when Richard Hendrix collected double-doubles in four straight games against Chicago State (19 pts, 13 rebs) on Jan. 4, Florida (24 pts, 16 rebs) on Jan. 8, Arkansas (17 pts, 11 rebs) on Jan. 13 and Georgia (19 pts, 10 rebs) on Jan. 16, 2008.
- Sophomore Herbert Jones is considered one of the top defensive players in the SEC and currently leads the team with 17 charges taken through the Tide's 29 contests. After taking a school record 23 charges as a freshman, Jones has piled up 40 charges taken in his 63 career games played at Alabama.
- Freshman Kira Lewis Jr. is the second-youngest player in NCAA Division I this season. Lewis, a native of Meridianville, Ala., who graduated early from high school, won't turn 18 until April 6, 2019. Only Pepperdine's Everett Perrot is younger by six days, having been born on April 12, 2001, however, he has not played in a single game this season. A few other things born in 2001? iPods, Wikipedia and the first "Harry Potter" film.
- Last year, Alabama was the fourth-youngest team in Division I and did not have a senior on its active roster. This season, the Crimson Tide not only has four seniors on its 2018-19 roster, but will have a total of seven players who have graduated or will graduate throughout the course of the upcoming campaign. Donta Hall, Dazon Ingram, Avery Johnson Jr. and Riley Norris have graduated and are currently pursuing their graduate degrees. Meanwhile, Daniel Giddens, Tevin Mack and Lawson Schaffer are all on pace to earn a degree this year. Only one other school in the nation (Southern Illinois) can claim to have as many as seven players who either have graduated or will graduate on its 2018-19 roster.

RUN'NING AWAY

- Alabama used a season-best 24-0 run against Penn State on Dec. 21, which turned a 14-point, 23-9, first half deficit into a 10-point, 33-23 UA lead, en route to the Tide's 73-64 victory.
- Not only was it the best run in a game this season by Alabama, but it was the second time that the Tide has been a part of a spurt in a game this season which it has outscored the opponent by 20 or more points. On the year, Alabama has had a total of eight big runs in which it outscored the foe by at least 13 points.
- Below is the complete list in which it has happened:

OPPONENT	BEFORE RUN	AFTER RUN	LENGTH	RUN TOTAL	FINAL SCORE
Penn State	9-23	33-23	7:24	24-0 (+24)	W, 73-64
Arizona	10-12	33-14	7:14	23-2 (+21)	W, 76-73
Ole Miss	29-24	50-27	10:09	21-3 (+18)	W, 74-53
Vanderbilt	0-2	18-4	6:23	18-2 (+16)	W, 68-61
Georgia State	30-25	50-29	6:42	20-4 (+16)	L, 80-83
Wichita State	12-14	29-16	3:34	17-2 (+15)	W, 90-86
Murray State	7-13	26-18	6:38	19-5 (+14)	W, 78-72
at Tennessee	32-44	45-44	3:43	13-0 (+13)	L, 68-71

CALLING THE RESERVES

- Alabama has had solid play from the team's bench throughout the course of the season.
- The Crimson Tide reserves are averaging nearly 25 points per game (24.9) and has only been outscored in only five of its 29 games played on the year. Furthermore, the UA reserves have outscored its counterparts by double digits on 13 different occasions.
- Alabama reserves has outscored the opponents back-ups by a cumulative total of 722-519, which averages out to a +7.0 in points per game from the reserves (24.9-17.9).

INFINITI COACHES CHARITY CHALLENGE

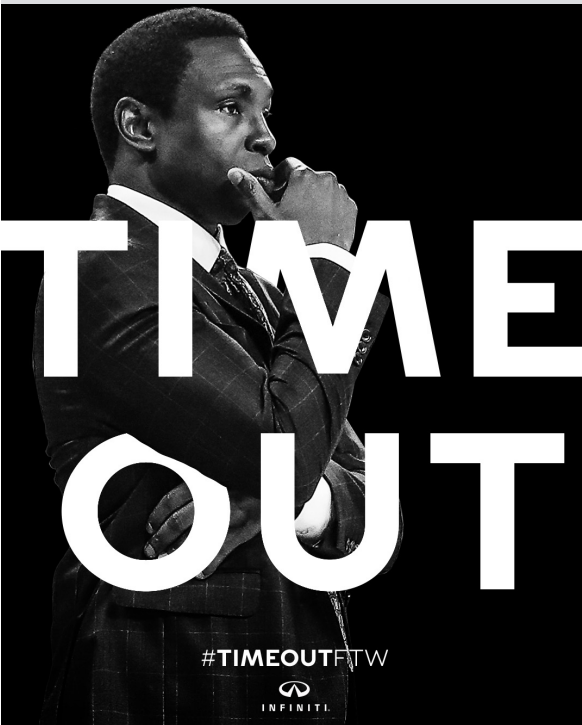
Alabama men's basketball head coach Avery Jonson is participating in the 2019 INFINITI Coaches' Charity Challenge. Fans can help Coach Johnson win the challenge by voting at infinittimeout.com.

Fans can vote on Twitter, Facebook or Instagram by accounting for one vote from each platform per day the following ways:

- 1.) Post a photo of yourself taking a timeout and include #CoachAveryJohnson
- 2.) Fans can vote on Twitter with one vote per day counting towards Coach Johnson's total. The voter must include #TIMEOUTFTW and #CoachAveryJohnson in the text of the post.
- 3.) Fans can vote on Instagram with one vote per day counting towards Coach Johnson's total. The voter must include #TIMEOUTFTW and #CoachAveryJohnson in the text of the post.
- 4.) Fans can vote on Facebook with one vote per day counting towards Coach Johnson's total. The voter log on to www.infinittimeout.com.

Voting began Monday, Jan. 14 and will end on Monday, March 11 at 9 a.m. ET (8 a.m. CT).

INFINITI is excited to embark into its ninth year as an official corporate partner of NCAA Men's Division 1 Basketball. Continuing its partnership with the National Association of Basketball Coaches (NABC), the INFINITI Coaches' Charity Challenge returns this year featuring 48 coaches, donating \$349,000 for coaches' charities throughout the duration of the sponsorship.



LEWIS JR. EARNS SEC PLAYER OF THE WEEK

- Alabama point guard Kira Lewis Jr. was tabbed the Southeastern Conference's Freshman of the Week, the league office announced on Dec. 10.
- In games against Georgia State and Arizona, the 6-foot-3, 167-pound freshman from Meridianville, Ala., averaged 19.5 points and 4.5 threes made per game while shooting 60 percent from the beyond the arc (9-of-15) to secure the team's first weekly honor of the year.
- Lewis Jr. began the week by going 6-of-12 from the field and draining five three-pointers (5-of-10) on his way to team-high 19 points against Georgia State. He followed that performance by recording his fourth 20-point game of the year to lead the Tide in a three-point win over Arizona. Lewis Jr. connected on 7-of-13 shots from the floor, including hitting 4-of-5 treys on the night, and capped the performance by sinking a three-pointer with 13 seconds left to seal the victory over the Wildcats.

JONES TABBED ACADEMIC ALL-DISTRICT FIRST TEAM

- Alabama men's basketball sophomore guard/forward Herbert Jones has been named to the 2018-19 Google Cloud Academic All-District 4 First Team, as selected by College Sports Information Directors of America (CoSIDA).
- With the nod, Jones becomes the fourth different Alabama player to earn first team academic all-district honors, joining Terrance Meade (2003), Levi Randolph (2013, 2014, 2015) and Retin Obasohan (2016). Additionally, he joins Randolph as the only UA men's basketball player to receive the recognition as a sophomore.
- Jones is now eligible to become the second player in Alabama men's basketball program history to earn Academic All-American accolades (Levi Randolph achieved the feat in 2015). The Academic All-America team will be announced in mid-March.

REMEMBERING C.M.

- The Alabama men's basketball program paid tribute to longtime Alabama head coach and Naismith Memorial Basketball Hall of Fame honoree (Class of 2000) Charles Martin 'C.M.' Newton. Newton, who passed away on June 4, at the age of 88 years old.
- As a player, coach, and administrator for over 50 years, Newton was one of the most influential figures in college sports over that span. Born on Feb. 2, 1930, in Rockwood, Tenn., Newton led the University of Alabama men's basketball program to unprecedented heights of achievement from 1968-80. Hired by legendary head coach and athletic director Paul "Bear" Bryant, Newton had a record of 211-123 during his 12 seasons at the Capstone. He led the Crimson Tide to four National Invitation Tournament (NIT) and two National Collegiate Athletic Association (NCAA) Tournament appearances.
- Under Newton, Alabama became the first school, other than the University of Kentucky, to win three consecutive Southeastern Conference (SEC) titles, winning the crown in 1974, 1975 and 1976. Newton was selected as the SEC Coach of the Year in back-to-back seasons (1975 and 1976); becoming the only Alabama coach to accomplish the feat. Newton was instrumental in recruiting the first African-American scholarship athlete at the University of Alabama, Wendell Hudson, in 1968; integrating a program for the second time (Newton also integrated athletics at Kentucky's Transylvania University during his stint as a head coach, which immediately preceded his Alabama tenure).
- Newton is the only coach in program history to have led the Tide to five consecutive 20-win seasons, including a 23-5 mark, a final national ranking of No. 6 and the program's first Sweet 16 appearance in 1976. That still remains as the highest final ranking in program lore.
- In addition to his Naismith Memorial Hall of Fame induction, Newton is also a member of the Alabama Sports Hall of Fame (1993), Kentucky Athletics Hall of Fame (2008) and Transylvania Pioneer Hall of Fame (1992). He received many other honors throughout his career. Kentucky named its football playing field at Commonwealth Stadium in honor of Newton, while Alabama also named a recruiting suite in Coleman Coliseum for Newton in 2006.

SEASON/CAREER RECORDS

INDIVIDUAL CAREER

Points		
49. 1,032	Senario Hillman	2007-10
979	Donta Hall	2016-pres.
959	Dazon Ingram	2015-pres.
903	Riley Norris	2015-pres.

Rebounds		
11. 912	JaMychal Green	2009-12
12. 849	Richard Hendrix	2006-8
13. 826	Wendell Hudson	1971-73
14. 801	Donta Hall	2016-pres.
15. 795	Alan House	1970-72

Blocks		
1. 286	Robert Horry	1989-92
2. 266	Roy Rogers	1993-96
3. 235	Leon Douglas	1973-76
4. 224	Donta Hall	2016-pres.
5. 221	Jermareo Davidson	2004-07

Blocks Per Game		
1. 2.61	Roy Rogers	1993-96
2. 2.18	Robert Horry	1989-92
3. 2.11	Leon Douglas	1973-76
4. 1.89	Derrick McKey	1985-87
5. 1.77	Antonio McDyess	1994-95
6. 1.75	Jermareo Davidson	2004-07
7. 1.73	Donta Hall	2016-pres.

Games Played		
1. 135	Levi Randolph	2012-15
2. 134	Trevor Releford	2011-14
3. 133	Jimmie Taylor	2013-17
	133	Robert Horry
5. 132	Senario Hollman	2007-10
6. 131	Riley Norris	2015-pres.
	131	Rodney Cooper
8. 130	Donta Hall	2016-pres.

BY THE NUMBERS

4

Alabama faced a total of four teams during its non-conference schedule that were selected to win their respective league in a preseason poll. Northeastern (CAA), UCF (AAC), Georgia State (Sun Belt) and Stephen F. Austin (Southland) were all chosen to win their conference by a league-wide vote. In addition, Murray State (OVC) was predicted to finish second in its conference in a narrow vote to Belmont.

9

Since the start of the 2017-18 season, Alabama has won nine games against teams ranked in the AP Top 25, going 9-5 in 14 such games including a 3-2 mark this season.

9

The Crimson Tide has played in nine games that were decided by five or few points this year, owning a record of 4-5 in such games. Last season, Alabama played in 13 such games and had a record of 7-6 in those contests.

8

Alabama has nine Quadrant 1 and 2 wins (8-11) during the 2018-19 season heading into Tuesday's game vs. LSU, according to the NCAA Net rankings (as of March 4). That number is sixth-best in the SEC, trailing only LSU (16-5), Kentucky (13-5), Tennessee (12-3), Mississippi State (11-9) and Auburn (11-9).

14

Number of AP Top-25 teams Alabama has beaten in Avery Johnson's tenure (14-12), including a school record six (6-3) in 2017-18. In 2015-16, the Tide was one of 15 teams nationally that defeated four AP Top-25 teams – the first time since 2001-02 that UA recorded at least four wins against top-25 competition.

14

Total number of sellouts in Alabama head coach Avery Johnson's three seasons, including five in 2017-18 (Auburn on Jan. 17, Mississippi State on Jan. 20, Oklahoma on Jan. 27, Tennessee on Feb. 10 and Arkansas on Feb. 24). In 2016-17, the Tide had four sellouts and recorded five sellouts the previous year (2015-16), which was the most games sold out in a single season at Alabama since selling out six during the 2006-07 campaign.

82

Number of games UA has won in league play over the past nine years (including 2018-19 season). UA ranks fourth in the league, trailing only Kentucky (121), Florida (106), Arkansas (83) is a game ahead of both Ole Miss (82) and Alabama, who are tied for the fourth-most wins over the span.

328

Avery Johnson has compiled 328 career victories during his coaching career. His 10-plus seasons as a head coach include seven-plus years as an NBA head coach where he collected 254 wins, in addition to his 68 wins in four seasons at Alabama.

1,674

Number of all-time wins for Alabama, now in its 106th year of basketball in 2018-19, which ranks second in the SEC.

LAST TIME VS AUBURN - FEB. 2, 2019 [AUBURN, ALA.]

Official Basketball Box Score - Game Totals - Final Statistics
Alabama vs Auburn
02/02/19 7:05 pm at Auburn, Ala. (Auburn Arena)

Alabama 63 • 13-8, 4-4 SEC				Auburn 84 • 15-6, 4-4 SEC												
##	Player	Total		3-Ptr		Rebounds		PF	TP	A	TO	Blk	Stl	Min		
		FG-FGA	FG-FGA	FT-FTA	Off	Def	Tot									
00	Hall, Donta	f	3-3	0-0	2-2	2	8	10	2	8	0	2	0	0	26	
34	Mack, Tevin	f	1-2	1-1	0-0	0	3	3	2	3	0	4	1	0	17	
02	Lewis Jr., Kira	g	4-6	2-3	3-6	0	1	1	1	13	1	2	0	2	28	
10	Jones, Herbert	g	1-3	0-0	0-0	0	0	0	3	2	0	4	0	1	19	
12	Ingram, Dazon	g	1-5	1-2	0-0	2	0	2	2	3	4	4	0	0	21	
01	Norris, Riley	g	1-4	1-3	2-2	0	4	4	4	5	2	1	0	1	24	
03	Reese, Alex	g	2-5	1-3	2-2	1	0	1	0	7	0	0	0	0	11	
05	Johnson Jr, Avery	g	0-4	0-0	2-2	1	0	1	0	2	2	0	0	0	15	
23	Petty, John	g	7-14	2-7	2-2	1	3	4	1	18	3	3	1	0	31	
30	Smith, Galin	g	1-1	0-0	0-2	0	0	0	1	2	0	1	0	0	8	
Team							1	2	3							
Totals			21-47	8-19	13-18	8	21	29	16	63	12	21	3	4	200	
FG % 1st Half:		10-23	43.5%	2nd half:		11-24	45.8%	Game:		21-47	44.7%			Deadball		
3FG % 1st Half:		4-10	40.0%	2nd half:		4-9	44.4%	Game:		8-19	42.1%			Rebounds		
FT % 1st Half:		4-8	50.0%	2nd half:		9-10	90.0%	Game:		13-18	72.2%			1,1		
Totals		30-58		13-22		11-14		8		23		31		18		84
FG % 1st Half:		17-33	51.5%	2nd half:		13-25	52.0%	Game:		30-58	51.7%			Deadball		
3FG % 1st Half:		7-11	63.6%	2nd half:		6-11	54.5%	Game:		13-22	59.1%			Rebounds		
FT % 1st Half:		7-8	87.5%	2nd half:		4-6	66.7%	Game:		11-14	78.6%			0		
Officials: Chuck Jones, Bart Lenox, Owen Shortt																
Technical fouls: Alabama-None. Auburn-None.																
Attendance: 9121																
Score by periods		1st	2nd	Total												
Alabama		28	35	63												
Auburn		48	36	84												
		Points	In	Off	2nd	Fast										
UA		22	14	7	Chance	Break										
AU		30	30	2	18	16										
Last FG - UA 2nd-01:13, AU 2nd-00:45.																
Largest lead - UA by 6 1st-16:47, AU by 26 2nd-05:35.																
UA led for 04:16, AU led for 34:27. Game was tied for 01:17.																
Score tied - 1 time.																
Lead changed - 1 time.																

AUBURN, Ala. — Alabama dropped an 84-63 decision at Auburn in Auburn Arena in the first meeting between the two teams this seasonback on Feb. 2, 2019.

Alabama was its own worst enemy on the night, matching its season high of 21 turnovers which resulted in a big 30-14 disadvantage in points off turnovers. The Tide finished the game shooting 44 percent (21-of-47) from the floor and 42 percent (8-of-19) from the three, while the Tigers (15-6, 4-4), connecting on 51 percent from the floor (30-of-58) and 59 percent from beyond the arc (13-of-22).

"First I want to congratulate Auburn," head coach Avery Johnson said. "They played an extremely great game tonight, on both ends of the floor. They had more energy, they out-hustled us. They just did a great job. We didn't play our best game today. We got off to a decent start, but they got us with their transition offense and obviously, their three-point shooting. We changed up our defense up a little bit there midway through the second

half. I think we cut the lead to 11 then Harper shot a three and made it on us and we fouled him when we were trying to make a run. But give them all of the credit, we didn't have our best night."

Alabama began by scoring nine of the game's first 13 points, however, Auburn took control of the game with a 21-2 run over a span of 4:46 to take a 25-11 lead at the 10:38 mark of the first half. The Tigers went on to hold a 20-point advantage, 48-28, at the half.

The Crimson Tide came out with energy to start the second half and was able to trim a 19-point lead to 11, 54-43, with just over 13 minutes remaining. However, Auburn's Jared Harper hit a three and was fouled, which sparked a 7-0 run. The Tigers' went on to lead by as many as 26 points en route to the 21-point win.

Sophomore John Petty Jr. led the Tide with 18 points to go along with four rebounds and three assists. Freshman guard Kira Lewis Jr. was the only other UA player in double figures with 13 points. Senior forward Donta Hall grabbed a team-leading 10 rebounds and finished with eight points.

Auburn's leading scorer on the season, senior Bryce Brown, led the Tigers as he went 5-of-7 beyond the arc and finished with a game-high 23 points.

LAST THREE GAME CUMES

RECORD:	OVERALL				HOME				AWAY				NEUTRAL								
	ALL GAMES	2-1	1-1	1-0	0-0	CONFERENCE	2-1	1-1	1-0	0-0	NON-CONFERENCE	0-0	0-0	0-0	0-0						
Total																					
Player	gp-gs	min	avg	fg-fga	fg%	3fg-fga	3fg%	ft-fta	ft%	off	def	tot	avg	pf	dq	a	to	blk	stl	pts	avg
Lewis Jr., Kira	3-3	112	37.3	15-42	.357	7-18	.389	6-9	.667	2	8	10	3.3	3	0	9	7	1	2	43	14.3
Hall, Donta	3-3	94	31.3	17-26	.654	0-0	.000	9-15	.600	10	21	31	10.3	8	0	1	1	4	2	43	14.3
Norris, Riley	3-0	80	26.7	12-25	.480	5-14	.357	4-5	.800	6	9	15	5.0	9	0	1	3	1	3	33	11.0
Petty, John	3-3	105	35.0	7-25	.280	5-16	.313	9-14	.643	3	17	20	6.7	5	0	8	7	0	1	28	9.3
Jones, Herbert	3-0	62	20.7	7-20	.350	2-3	.667	3-7	.429	2	8	10	3.3	8	0	8	4	3	3	19	6.3
Mack, Tevin	3-3	53	17.7	6-17	.353	4-12	.333	3-4	.750	1	4	5	1.7	7	0	2	4	0	2	19	6.3
Ingram, Dazon	3-3	63	21.0	6-16	.375	0-3	.000	4-8	.500	2	12	14	4.7	5	0	8	5	0	1	16	5.3
Giddens, Daniel	3-0	21	7.0	2-6	.333	0-1	.000	0-2	.000	2	4	6	2.0	6	0	1	3	1	0	4	1.3
Johnson Jr, Avery	1-0	1	1.0	0-0	.000	0-0	.000	0-0	.000	0	0	0	0.0	0	0	0	0	0	0	0	0.0
Smith, Galin	2-0	9	4.5	0-0	.000	0-0	.000	0-0	.000	0	2	2	1.0	2	0	0	1	0	0	0	0.0
Team													2	4	6						
Total.....	3	600		72-177	.407	23-67	.343	38-64	.594	30	89	119	39.7	53	0	38	38	10	14	205	68.3
Opponents.....	3	600		71-184	.386	12-53	.226	43-61	.705	32	89	121	40.3	60	-	33	36	11	19	197	65.7

ALABAMA HEAD COACH AVERY JOHNSON



PREVIOUS COACHING EXPERIENCE

Dallas Mavericks Head Coach (2005-08)
 Brooklyn Nets Head Coach (2010-12)

YEAR-BY-YEAR RECORD

UNIVERSITY OF ALABAMA (74-58 .561)

Year	Overall	Conf.	Notes
2015-16	18-15	8-10	NIT 1st Round
2016-17	19-15	10-8	NIT 1st Round
2017-18	20-16	8-10	NCAA Round of 32
2018-19	17-12	8-8	

BROOKLYN NETS (60-116, .341)

Year	Overall	Conf.	Notes
2010-11	24-58	4th/Atlantic	
2011-12	22-44	5th/Atlantic	
2012-13	14-14	-	

DALLAS MAVERICKS (194-70, .735)

Year	Overall	Conf.	Notes
2004-05	16-2	2nd/Southwest	Playoffs (2nd rd.) NBA Coach of the Month (April)
2005-06	60-22	2nd/Southwest	NBA Finals NBA Coach of the Year All-Star Coach (Western) 2x NBA Coach of the Month
2006-07	67-15	1st/Southwest	Playoffs (1st rd.)
2007-08	51-31	4th/Southwest	Playoffs (1st rd.)

COLLEGE: 74-58 (.561) [SEC: 34-36, .486]
 NBA: 254-186 (.577)
 TOTAL: 329-243 (.575)

MILESTONES

Louisiana Sports HOF (2015)
 San Antonio Spurs HOF (2009)
 NBA Coach of the Year (2006)
 NBA Western Conference All-Star Coach (2006)
 NBA Champion (1999 San Antonio Spurs)
 2x SWAC Player of the Year (1987 & 1988)

BY THE NUMBERS

4,474 – Ranks second in San Antonio Spurs and 38th in NBA History in all-time assists
 16 – Total Number of NBA Seasons
 12.0 – Career assist average at Southern University (1987-88) – an NCAA record that still stands
 6 – San Antonio Spurs retired Johnson's No. 6 jersey on Dec. 22, 2007
 2 – One of only two players (Calvin Murphy) under 6-feet in height to play over 1,000 games in the NBA

Avery Johnson was introduced as Alabama's 20th head men's basketball coach on April 7, 2015. Johnson, who led the San Antonio Spurs to the 1999 NBA title as a player and was named the 2006 NBA Coach of the Year, came to the Capstone after a successful career in the NBA.

In three seasons at the Capstone, Johnson has guided the Crimson Tide to three consecutive postseason appearances – the first Alabama coach to achieve that feat in each of his first three seasons in nearly a quarter of a century (David Hobbs from 1993-95).

During the 2017-18 campaign, Johnson continued to lead the program back to national prominence as the Crimson Tide reached the NCAA Tournament for the first time since 2012. Alabama didn't just get to the tournament, but reached the second round with an 86-83 victory over Virginia Tech which was the program's first NCAA Tournament win since 2006. Moreover, Alabama finished the season with 20 victories (20-16), which was the first time since 2013 that UA reached the 20-win plateau.

On the court, the Crimson Tide played one of the toughest slates in program history, finishing the season with the fourth-ranked strength of schedule according to ESPN.com. Alabama played nine teams ranked in the Associated Press Top 25, finishing with an impressive 6-3 record. That number not only set a school record for most wins over AP Top-25 teams in a single-season, but it also tied for the most in the nation during regular season play. In his three seasons, Johnson has guided the Tide to an 11-10 record against teams ranked in the top 25, which is a huge improvement considering the Tide had lost 21 consecutive games against ranked opponents prior to his arrival.

Additionally, Alabama reached the SEC Tournament semifinals for a second consecutive season in 2018, which marked the first time since 1994 and 1995 that a Crimson Tide team achieved that feat. Johnson boasts a record of 5-3 in SEC Tournament action, including three straight seasons reaching at least the quarterfinals.

Off the court, fans responded to the excitement surrounding the men's basketball program. For the second time in Johnson's three seasons at the helm of the program, a new record was set for overall (227,640) and per game average (13,391) home attendance. The overall attendance mark bettered the record of 203,109 from the 2016-17 season, while the per game average eclipsed the 13,110 set in Johnson's first season (2015-16).

Much of the reason for the excitement surrounding the 2017-18 team came prior to the year during the recruiting period as Johnson and his staff brought in the nation's seventh-ranked recruiting class according to Rivals.com in 2017 – the highest recruiting class ranking in program history. For reasons like that and much more, Alabama basketball fans could see evidence that the men's basketball program was headed in the right direction.

During his second season at Alabama in 2016-17, Johnson guided the Crimson Tide to a 19-15 overall record, including a 10-8 mark in Southeastern Conference play, as the program reached the National Invitation Tournament for the second consecutive year.

Alabama tied for fifth overall in the final 2017 SEC standings. The five-spot improvement from the previous year tied for second-best in the SEC in 2016-17 and trailed only Florida, who improved six spots from the year prior (T-8th in 2016 and second in 2017).

During the 2015-16 season, his inaugural as a collegiate head coach, Johnson gave the fans a glimpse of the excitement that was in store. The Crimson Tide finished with an 18-15 record and earned an at-large selection to the 2016 National Invitation Tournament.

Johnson owned an NBA career coaching record of 254-186 (.577) after spending four seasons with the Dallas Mavericks (2004-08) and two-plus seasons with the Brooklyn Nets (2010-13).

During his time in Dallas, Johnson led the Mavericks to the postseason in each of his three-plus seasons as head coach. He led the Mavericks to a record of 194-70 (.735) and set the record for reaching the 50-win plateau (62 games) and the 150-win milestone (191 games) the fastest.

In his first full season as head coach, Johnson led the 2005-06 Mavericks to a 60-22 record and the team's first ever Western Conference Championship. He was named Western Conference Coach of the Month in November of 2005, becoming the first coach in league history to win the award in his first two full months of coaching. Johnson picked up the award for a third time in January, 2006.

The following season, he guided the team to an NBA-best 67 wins in 2006-07. In his final season in Dallas in 2007-08, Johnson led his club to 50-plus wins for the third straight year, finishing with a record of 51-31. Making the playoffs in four consecutive seasons, Johnson holds a career postseason record of 23-24 (.489).

In 16 NBA seasons, he averaged 8.4 points, 5.5 assists, 1.7 rebounds and 25.3 minutes played in 1,054 career games with seven different teams. Known as "The Little General" for his on-court leadership and diminutive stature, Johnson helped guide the San Antonio Spurs to an NBA Championship in 1999.

The New Orleans native played his final two collegiate seasons at Southern University, leading the NCAA in assists in each of his two years with the Jaguars, and was named the Southwestern Athletic Conference Player of the Year and the MVP of the conference tournament as both a junior and senior.

He still owns several NCAA Division I records, including most assists in a single game (22 – shared with three other players), most 20 or more assist games (4), the highest single season assist average (13.3) and the highest career assist average (12.0). As a senior in 1988, he averaged 11.4 points per game, making him the first men's Division I player ever to average double figures in points and assists in the same season.

Despite his numerous amateur accolades, Johnson was not selected in the 1988 NBA Draft. He started his professional career playing with the Palm Beach Stingrays of the United States Basketball League before signing as a free agent with the Seattle SuperSonics on Aug. 2, 1988.

Johnson changed teams six times during his first six seasons in the NBA. It wasn't until his fourth different stint with San Antonio in 1994-95 that he was able to finally settle down. Johnson stayed with the Spurs through the end of the 2000-01 season before signing as a free-agent with Denver on Aug. 19, 2001.

Johnson received a degree in psychology in 1988 from Southern University. He married his wife Cassandra in July of 1991 in New Orleans. They have two children, Christianne and Avery Jr.

THE LAST TIME...

TEAM

Scored 100 points or more:

Nov. 17, 2017 - UA 104, Alabama A&M 67

Scored 110 points or more:

Dec. 1, 2004 - UA 114, ETSU 77

Scored less than 50 points:

Jan. 6, 2018 - Georgia 65, UA 46

Allowed 100 points:

Dec. 4, 2004 - UA 102, Charlotte 101

Held opponent to 40 points or less:

Jan. 10, 2015 - UA 56, Tennessee 38

Held opponent to 15 pts or less in half:

Nov. 29, 2016 - 15 points allowed vs. Charleston Southern (1st half)

Scored 50 points in a half:

Jan. 8, 2019 - 51 points in second half at LSU

Won an overtime game:

Feb. 7, 2017 - UA 90, South Carolina 86

Lost an overtime game:

Feb. 21, 2015 - Georgia 66, UA 65

Played a double-overtime game:

Feb. 7, 2017 - UA 90, South Carolina 86

Played a triple-overtime game:

Feb. 7, 2017 - UA 90, South Carolina 86

Played a quadruple-overtime game:

Feb. 7, 2017 - UA 90, South Carolina 86

Shot 60% or better in a half:

Feb. 6, 2019 - 61.5% in 2nd half vs. Georgia

Failed to hit a three-pointer in a game:

Dec. 4, 2010 vs. Purdue (295 games)

Had at least 15 steals in a game:

Feb. 20, 2013 vs. Mississippi State (18)

Had at least 25 assists in a game:

Nov. 17, 2017 vs. Alabama A&M (25)

Forced 25 turnovers in a game:

Nov. 11, 2012 vs. West Alabama (25)

Played a ranked opponent (AP poll):

March 2, 2019 vs. No. 13 LSU (lost, 74-69)

Beat a ranked opponent at neutral site:

March 9, 2018 vs. No. 16 Auburn (won, 81-63)

Beat a ranked opponent at home:

Jan. 29, 2019 vs. No. 22 Mississippi State (won, 83-79)

Beat a ranked opponent on the road:

Feb. 3, 2018 at No. 23 Florida (won, 68-50)

Beat a top-10 opponent:

Dec. 30, 2017 vs. No. 5 Texas A&M (won, 79-57)

Beat a top-10 opponent on the road:

Feb. 21, 2004 in Starkville, Miss. (beat No. 4 Mississippi State, 77-73)

Beat a top-5 opponent:

Dec. 30, 2017 vs. No. 5 Texas A&M (won, 79-57)

Beat a top-5 opponent on the road:

Feb. 21, 2004 in Starkville, Miss. (beat No. 4 Mississippi State, 77-73)

Played a No. 1 ranked opponent:

Jan. 31, 2015 vs. No. 1/1 Kentucky (lost, 70-55)

Beat a No. 1 ranked opponent on the road:

Jan. 28, 1983 at No. 1 UCLA (won, 70-67)

Beat a No. 1 ranked opponent:

March 20, 2004 vs. No. 1 Stanford (NCAA tournament (won, 70-67)

INDIVIDUAL

Had a player score 50 points:

Michael Nordholz (50) vs. Southern Miss, 12/12/76 (single-game scoring record)

Had a player score 40 points:

Collin Sexton (40) vs. Minnesota, 11/25/17

Had a player score 35 points:

Collin Sexton (40) vs. Minnesota, 11/25/17

Had a player score 30 points:

John Petty Jr. (30) at Tennessee, 1/19/19

Had a player grab 20 rebounds:

Richard Hendrix (23) vs. Troy, 11/9/07

Had a player dish out 10 or more assists:

Mikhail Torrence (11) vs. LSU, 1/27/10

Had a player block five shots:

Donta Hall (8) vs. Oklahoma, 1/27/18

Had a player block 10 shots:

Roy Rogers (10) vs. LSU, 2/17/96

Had a player with seven or more steals in a game:

Jeremy Hays (8) vs. Oregon State, 12/12/98

Had two players record a double-double in same game:

Donta Hall (14 pts, 11 rebs), Dazon Ingram (13 pts, 10 rebs) vs. Vanderbilt, 2/23/19

Had three players record a double-double in same game:

Jermareo Davidson (12 pts, 12 rebs), Alonzo Gee (22 pts, 10 rebs), Richard Hendrix (18 pts, 12 rebs) vs. Louisiana Monroe, 11/28/06

Had a player record a double-double in three consecutive games:

Donta Hall (14 pts, 16 rebs vs. Texas A&M, 12 pts, 11 rebs at Missouri, 16 pts, 12 rebs vs. Tennessee) (Jan. 12, Jan. 16, Jan. 19, 2019)

Had a player record a double-double in four consecutive games:

Donta Hall (14 pts, 16 rebs vs. Texas A&M, 12 pts, 11 rebs at Missouri, 16 pts, 12 rebs vs. Tennessee, 10 pts, 11 rebs vs. Ole Miss) (Jan. 12, Jan. 16, Jan. 19, Jan. 22, 2019)

Had two players score 20 points in a game:


Collin Sexton (25) and John Petty (20) vs. Virginia Tech, 3/15/18

Had five or more players score in double figures:

Tevin Mack (22), Kira Lewis Jr. (12), Donta Hall (11), Dazon Ingram (11) and Herbert Jones (10) vs. Kentucky, 1/5/19

Had a player record a triple-double:

Roy Rogers (27 pts, 10 rebs, 10 blocks) vs. LSU, 2/17/96



1 Riley Norris

GRADUATE

Guard/Forward • 6-7 • 212 • Albertville, Ala. Albertville HS

CAREER HIGHS

Points	27	South Carolina (1/13/16)
Rebounds	16	at LSU (2/17/16)
Assists	3	at Georgia (3/5/16)
Steals	3	4x, last vs. Auburn (2/4/17)
Blocks	2	2x, last at Baylor (1/26/19)
Minutes	46	at South Carolina (2/7/17)
Field Goals	9	South Carolina (1/13/16)
FG Att.	16	South Carolina (1/13/16)
3-Point FG	8	South Carolina (1/13/16)
3-Point Att.	11	South Carolina (1/13/16)
Free Throws	8	Louisiana (11/20/15)
FT Att.	10	Louisiana (11/20/15)

2018-19 SEASON HIGHS

Points	16	at Baylor (1/26/19)
Rebounds	12	at Vanderbilt (2/9/19)
Assists	2	3x, last at Auburn (2/2/19)
Steals	2	2x, last vs. Vanderbilt (2/24/19)
Blocks	2	at Baylor (1/26/19)
Minutes	32	vs. LSU (3/2/19)
Field Goals	6	at Baylor (1/26/19)
FG Att.	10	2x, last vs. LSU (3/2/19)
3-Point FG	4	2x, last at Baylor (1/26/19)
3-Point Att.	7	2x, last at Texas A&M (2/19/19)
Free Throws	6	at Vanderbilt (2/9/19)
FT Att.	7	at Vanderbilt (2/9/19)

MISCELLANEOUS STATS

CATEGORY	2018-19	CAREER
Double-digit scoring	6	39
20+ point games		2
Double-digit rebounding	1	9
Double-doubles	1	6
Led UA in scoring	1	10
Led UA in rebounding	1	23
Led UA in three-pointers	5	33
Led UA in assists	1	8
Led UA in steals	4	21
Led UA in blocks	1	7
5+ assist games		
3+ three-pointers	5	19
3+ steal games		4
3+ block games		

CAREER ACCOLADES

- 2018 SEC Academic Honor Roll
- 2015 SEC First Year Academic Honor Roll
- Earned undergraduate degree in Dec., 2017 and is currently working towards his master's degree with anticipated graduation in May, 2019
- Leads all Alabama players with 131 career games played
- One of four scholarship players on this year's roster who have graduated

2018-19 SEASON HIGHLIGHTS

- Second on the team in three-point shooting, knocking down 38.0 percent of his shots from beyond the arc (27-of-71)
- Has seen playing time increase steadily since returning from a medical procedure that sidelined him for the first five games of the season, averaging 20.9 mpg over last 20 contests
- Hit all six of his shots and went a perfect 4-of-4 from beyond the arc to lead the team with a season-high 16 points and 23 minutes of action while registering a career-best two blocks at Baylor (1/26)
- Provided a spark of energy off the bench at Stephen F. Austin (12/30) knocking down a team-high four three-pointers going for 14 points and six rebounds
- Scored pivotal baskets to seal the win at South Carolina (2/26) to go for 11 points, three rebounds, while adding a steal and a block
- Went for a season-best 5-of-6 from the line to total 11 points and five rebounds against then-No. 22 Mississippi State (1/29)
- Finished with seven points in 18 minutes of action against Penn State (12/21)
- Posted nine points while collecting three rebounds and two steals against Vanderbilt (2/23)
- Scored seven points to go along with four rebounds, one assist, and one block against Texas A&M (1/12)
- Led the team in steals (2) while adding eight points, three rebounds, and one assist at LSU (1/8)
- Finished with three boards in the win over Liberty (12/18)
- Added three points in 15 minutes of action at Missouri (1/16)
- Led the team in assists (2) while adding seven points, one rebound, and one steal against then-No. 20 Ole Miss
- Made his season debut against Georgia State (12/4) adding four points and one rebound off the bench



NORRIS' 2018-19 GAME-BY-GAME STATS

Opponent	Date	GS	Min	FG	FGA	Pct	3FG	FGA	Pct	FT	FTA	Pct	Off	Def	Tot	Avg	PF	A	TO	Blk	Stl	Pts	Avg
SOUTHERN	11/6																						
APPALACHIAN STATE	11/11																						
vs. Northeastern	11/15																						
vs. Ball State	11/16																						
vs. Wichita State	11/18																						
MURRAY STATE	11/26																						
at UCF	11/29																						
GEORGIA STATE	12/4	8	1	2	500	0	1	.000	2	2	1.000	0	1	1	1.0	2	0	0	0	0	4	4.0	
ARIZONA	12/9																						
vs. Liberty	12/18	15	0	2	.000	0	1	.000	1	2	.500	1	3	4	2.5	2	0	0	0	1	1	2.5	
PENN STATE	12/21	18	3	4	.750	1	2	.500	0	1	.000	0	0	0	1.7	0	0	1	0	0	7	4.0	
at Stephen F. Austin	12/30	19	5	10	.500	4	7	.571	0	0	.000	3	3	6	2.8	1	0	0	0	0	14	6.5	
KENTUCKY*	1/5	14	0	2	.000	0	2	.000	0	0	.000	1	1	2	2.6	0	0	0	0	1	0	5.2	
at LSU*	1/8	20	2	3	.667	2	3	.667	2	2	1.000	0	3	3	2.7	5	1	1	0	0	2	8	5.7
TEXAS A&M*	1/12	19	2	6	.333	1	4	.250	3	3	.667	1	3	4	2.9	5	1	1	0	0	7	5.9	
at Missouri*	1/16	15	0	1	.000	0	1	.000	2	5	.600	0	0	0	2.5	0	0	0	0	0	3	5.5	
at Tennessee*	1/19	15	1	4	.250	1	3	.333	0	0	.000	1	2	3	2.6	2	1	0	0	0	3	5.2	
OLE MISS*	1/22	21	2	6	.333	1	3	.333	2	2	1.000	1	0	1	2.4	3	2	1	0	1	7	5.4	
at Baylor	1/26	23	6	6	1.000	4	4	1.000	0	0	.000	2	0	2	2.4	1	2	2	2	0	16	6.4	
MISSISSIPPI STATE*	1/29	27	3	7	.429	0	4	.000	5	6	.833	2	3	5	2.6	1	1	0	0	0	11	6.8	
at Auburn*	2/2	24	1	4	.250	1	3	.333	2	2	1.000	0	4	4	2.7	4	2	1	0	1	5	6.6	
GEORGIA*	2/6	18	0	1	.000	0	1	.000	2	3	.667	1	2	3	2.7	0	1	1	0	0	2	6.3	
at Vanderbilt*	2/9	26	3	9	.333	3	6	.500	6	7	.857	1	11	12	3.3	3	0	1	1	0	15	6.9	
at Mississippi State*	2/12	21	1	4	.250	1	4	.250	0	0	.000	0	1	1	3.2	0	0	0	0	0	3	6.6	
FLORIDA*	2/16	19	0	1	.000	0	1	.000	1	1	1.000	1	1	2	3.1	1	0	0	0	0	0	6.2	
at Texas A&M*	2/19	23	3	8	.375	3	7	.429	0	0	.000	1	4	5	3.2	2	0	1	0	0	9	6.4	
VANDERBILT*	2/23	23	3	8	.375	3	5	.600	0	0	.000	2	1	3	3.2	3	0	1	0	2	9	6.5	
at South Carolina*	2/26	25	4	7	.571	1	4	.250	2	3	.667	1	2	3	3.2	2	1	1	1	1	11	6.8	
LSU*	3/2	32	5	10	.500	1	5	.200	2	2	1.000	3	6	9	3.5	4	0	1	0	0	13	7.0	
AUBURN*	3/5																						
at Arkansas*	3/9																						
at SEC Tournament	3/13-17																						


* indicates Southeastern Conference opponent

NORRIS' CAREER STATS

YEAR	GP	GS	MIN	AVG	FG	FGA	PCT	3FG	3FGA	PCT	FT	FTA	PCT	OFF	DEF	TOT	AVG	PF	FO	AST	TO	BLK	STL	PTS	AVG
2014-15	34	8	712	20.9	55	145	.379	25	74	.338	26	43	.605	40	102	142	4.2	79	1	22	31	7	21	161	4.7
2015-16	33	19	930	28.2	77	208	.370	45	120	.375	47	72	.653	54	122	176	5.3	64	0	23	39	8	26	246	7.5
2016-17	34	27	927	27.3	105	258	.407	47	141	.333	48	65	.738	41	88	129	3.8	76	1	25	38	4	23	305	9.0
2017-18	9	3	166	18.4	16	37	.432	6	20	.300	5	8	.625	6	16	22	2.4	19	0	6	5	0	4	43	4.8
2018-19	21	0	425	20.2	45	105	.429	27	71	.380	31	41	.756	22	51	73	3.5	41	2	12	13	4	9	148	7.0
TOTAL	131	57	3160	24.1	298	753	.396	150	426	.352	157	229	.686	163	379	542	4.1	279	4	88	126	23	83	903	6.9

NORRIS' CAREER SEC STATS

YEAR	GP	GS	MIN	AVG	FG	FGA	PCT	3FG	3FGA	PCT	FT	FTA	PCT	OFF	DEF	TOT	AVG	PF	FO	AST	TO	BLK	STL	PTS	AVG
2014-15	18	4	381	21.2	24	75	.320	13	42	.310	14	25	.560	20	52	72	4.0	41	1	11	18	2	8	75	4.2
2015-16	18	16	569	31.6	50	131	.382	30	79	.380	20	32	.625	34	76	110	6.1	38	0	15	25	3	16	150	8.3
2016-17	18	16	534	29.7	61	148	.412	28	81	.346	26	37	.703	14	42	56	3.1	47	1	9	23	1	12	176	9.8
2018-19	16	0	342	21.4	30	81	.370	18	56	.321	28	36	.778	16	44	60	3.8	35	2	10	10	2	8	106	6.6
TOTAL	70	36	1826	26.1	165	435	.379	89	258	.345	88	130	.677	84	214	298	4.3	161	4	45	76	8	44	507	7.2



2 Kira Lewis Jr.

FRESHMAN

Guard • 6-3 • 167 • Meridianville, Ala.
Hazel Green HS

CAREER HIGHS

Points	24	2x, last vs. Georgia (2/6/19)
Rebounds	5	2x, last at Mississippi State (2/12/19)
Assists	8	vs. Stephen F. Austin (12/30/18)
Steals	3	vs. Ball State (11/16/18)
Blocks	1	8x, last vs. Vanderbilt (2/24/19)
Minutes	38	vs. LSU (3/2/19)
Field Goals	10	vs. Georgia (2/6/19)
FG Att.	18	vs. Appalachian State (11/11/18)
3-Point FG	5	vs. Georgia State (12/4/18)
3-Point Att.	10	vs. Georgia State (12/4/18)
Free Throws	11	vs. Wichita State (11/18/18)
FT Att.	11	vs. Wichita State (11/18/18)

2018-19 SEASON HIGHS

Points	24	2x, last vs. Georgia (2/6/19)
Rebounds	5	2x, last at Mississippi State (2/12/19)
Assists	8	vs. Stephen F. Austin (12/30/18)
Steals	3	vs. Ball State (11/16/18)
Blocks	1	8x, last vs. Vanderbilt (2/24/19)
Minutes	38	vs. LSU (3/2/19)
Field Goals	10	vs. Georgia (2/6/19)
FG Att.	18	vs. Appalachian State (11/11/18)
3-Point FG	5	vs. Georgia State (12/4/18)
3-Point Att.	10	vs. Georgia State (12/4/18)
Free Throws	11	vs. Wichita State (11/18/18)
FT Att.	11	vs. Wichita State (11/18/18)

MISCELLANEOUS STATS

CATEGORY	2018-19	CAREER
Double-digit scoring	19	19
20+ point games	4	4
Double-digit rebounding		
Double-doubles		
Led UA in scoring	12	12
Led UA in rebounding		
Led UA in three-pointers	9	9
Led UA in assists	12	12
Led UA in steals	6	6
Led UA in blocks		
5+ assist games	4	4
3+ three-pointers	7	7
3+ steal games	1	1
3+ block games		

CAREER ACCOLADES

- Is the second-youngest player in D-I for the 2018-19 season at 17 years old (birthday is April 6, 2001) – the youngest player in the nation (Everett Perrot of Pepperdine) has not played a game this season
- Named SEC Freshman of the Week for the week of Dec. 10

2018-19 SEASON HIGHLIGHTS

- Leads Alabama in assists (2.9 apg), 20-point games (5) and minutes (31.8 mpg), while ranking third in three-point field goal percentage (36.8)
- Exploded with a career and team-high of 24 points going 6-of-9 from the field and a perfect 11-of-11 from the line, while collecting four rebounds and two assists against Wichita State (11/18)
- Matched his career-high of 24 points, while connecting with seven assists and four rebounds against Georgia (2/6)
- Scored a team-high of 21 points to go along with four rebounds and one assist against Appalachian State (11/11)
- Was a crucial factor in the win against Murray State (11/26) registering 20 points in back-to-back games, while adding four assists and two steals
- Went 4-of-5 from outside the arc and finished with 20 points, including hitting a 3-pointer with 13 seconds left to seal the win over Arizona (12/9)
- Finished with 17 points, including going 7-of-8 from the line, and a career-best eight assists at Stephen F. Austin (12/30)
- Scored three baskets beyond the arc to go for a team-high 17 points, while also leading the team in assists (3) and steals (1) at South Carolina (2/26)
- Had 13 points, two steals, and one rebound and assist at Auburn (2/2)
- Led the team at Mississippi State (2/12) with 17 points and tied career-high five rebounds
- Registered a team-high in points (14), three-pointers (2), and assists (2) against Florida (2/16)
- Dropped a team high 15-points, including a perfect 8-of-8 from the line to go along with two rebounds, one steal, and one assist at LSU (1/8)
- Posted a team-high 19 points, including four three-pointers, two assists, and one steal against Vanderbilt (2/23)
- Scored 12 points to go along with three assists and two rebounds against then-No. 13 Kentucky (1/5)
- Led the team in assists (3) and steals (2) while adding nine points, three rebounds, and one steal against then-No. 22 Mississippi State (1/29)
- Went 5-of-9 from beyond the arc to score 14 points and register three assists against Texas A&M (1/12)
- Made his collegiate debut in the season opener against Southern (11/6), earning the start and leading the team with a game-high seven assists to go along with six points in 29 minutes of action



LEWIS JR.'S 2018-19 GAME-BY-GAME STATS

Opponent	Date	GS	Min	FG	FGA	Pct	3FG	FGA	Pct	FT	FTA	Pct	Off	Def	Tot	Avg	PF	A	TO	Blk	Stl	Pts	Avg
SOUTHERN	11/6	*	29	2	5	.400	1	3	.333	1	1	1.000	1	1	2	2.0	3	7	3	1	1	6	6.0
APPALACHIAN STATE	11/11	*	31	9	18	.500	3	6	.500	0	0	.000	3	1	4	3.0	2	1	1	0	0	21	13.5
vs. Northeastern	11/15	*	31	3	10	.300	1	6	.167	0	0	.000	0	0	0	2.0	3	1	1	0	0	7	11.3
vs. Ball State	11/16	*	30	3	6	.500	0	2	.000	2	2	1.000	0	2	2	2.0	3	3	3	1	3	8	10.5
vs. Wichita State	11/18	*	33	6	9	.667	1	2	.500	11	11	1.000	0	4	4	2.4	2	2	0	0	0	24	13.2
MURRAY STATE	11/26	*	28	6	13	.462	1	4	.250	7	10	.700	1	1	2	2.3	2	3	1	1	1	20	14.3
at UCF	11/29	*	32	6	11	.545	2	5	.400	0	0	.000	0	2	2	2.3	4	2	2	0	0	14	14.3
GEORGIA STATE	12/4	*	33	6	12	.500	5	10	.500	2	2	1.000	0	3	3	2.4	1	1	1	1	1	19	14.9
ARIZONA	12/9	*	30	7	13	.538	4	5	.800	2	4	.500	0	2	2	2.4	2	1	3	0	1	20	15.6
vs. Liberty	12/18	*	35	7	12	.583	1	2	.500	2	3	.667	0	3	3	2.4	3	4	2	0	1	17	15.8
PENN STATE	12/21	*	29	2	7	.286	0	1	.000	3	4	.750	0	1	1	2.3	2	4	1	0	1	7	14.9
at Stephen F. Austin	12/30	*	31	4	12	.333	2	6	.333	7	8	.875	2	0	2	2.4	2	8	3	0	1	17	15.0
KENTUCKY*	1/5	*	34	4	14	.286	2	6	.333	2	2	1.000	0	2	2	2.2	2	3	4	0	0	12	14.8
at LSU*	1/8	*	31	3	11	.273	1	6	.167	8	8	1.000	0	2	2	2.3	1	1	3	0	1	15	14.7
TEXAS A&M*	1/12	*	30	5	9	.556	1	3	.333	3	4	.750	0	0	0	2.1	0	3	1	0	0	14	14.7
at Missouri*	1/16	*	25	3	7	.429	1	3	.333	2	2	1.000	0	2	2	2.1	1	1	2	0	0	9	14.4
vs. Tennessee*	1/19	*	33	4	10	.400	3	6	.500	1	2	.500	0	2	2	2.1	4	1	4	0	0	12	14.2
OLE MISS*	1/22	*	25	2	8	.250	1	3	.333	2	2	1.000	0	2	2	2.1	0	1	0	1	1	7	13.8
at Baylor	1/26	*	31	6	12	.500	1	4	.250	2	2	1.000	1	4	5	2.2	3	6	3	1	2	15	13.9
MISSISSIPPI STATE*	1/29	*	32	4	9	.444	0	2	.000	1	2	.500	0	3	3	2.3	1	3	5	1	2	9	13.7
at Auburn*	2/2	*	28	4	6	.667	2	3	.667	3	6	.500	0	1	1	2.2	1	1	2	0	2	13	13.6
GEORGIA*	2/6	*	36	10	17	.588	1	4	.250	3	4	.750	0	4	4	2.3	1	7	1	0	2	24	14.1
at Vanderbilt*	2/9	*	34	6	11	.545	2	4	.500	4	4	1.000	0	2	2	2.3	3	4	2	0	0	18	14.3
at Mississippi State*	2/12	*	34	5	12	.417	3	7	.429	4	4	1.000	0	5	5	2.4	2	2	4	0	0	17	14.4
FLORIDA*	2/16	*	32	4	8	.500	2	5	.400	4	8	.500	0	2	2	2.4	2	2	3	0	0	14	14.4
at Texas A&M*	2/19	*	32	2	11	.182	1	7	.143	0	0	.000	0	3	3	2.4	1	4	0	0	1	5	14.0
VANDERBILT*	2/23	*	37	7	13	.538	4	8	.500	1	2	.500	0	1	1	2.3	0	2	1	1	1	19	14.2
at South Carolina*	2/26	*	37	5	13	.385	3	6	.500	4	5	.800	1	4	5	2.4	0	3	3	0	1	17	14.3
LSU*	3/2	*	38	3	16	.188	0	4	.000	1	2	.500	1	3	4	2.5	3	4	3	0	0	7	14.0
AUBURN*	3/5																						
at Arkansas*	3/9																						
at SEC Tournament	3/13-17																						


* indicates Southeastern Conference opponent

LEWIS' CAREER STATS

YEAR	GP	GS	MIN	AVG	FG	FGA	PCT	3FG	3FGA	PCT	FT	FTA	PCT	OFF	DEF	TOT	AVG	PF	FO	AST	TO	BLK	STL	PTS	AVG
2018-19	29	29	921	31.8	138	315	.438	49	133	.368	82	104	.788	10	62	72	2.5	54	0	85	62	8	23	407	14.0
TOTAL	29	29	921	31.8	138	315	.438	49	133	.368	82	104	.788	10	62	72	2.5	54	0	85	62	8	23	407	14.0

LEWIS' CAREER SEC STATS

YEAR	GP	GS	MIN	AVG	FG	FGA	PCT	3FG	3FGA	PCT	FT	FTA	PCT	OFF	DEF	TOT	AVG	PF	FO	AST	TO	BLK	STL	PTS	AVG
2018-19	16	16	518	32.4	71	175	.406	27	77	.351	43	57	.754	2	38	40	2.5	22	0	42	38	3	11	212	13.3
TOTAL	16	16	518	32.4	71	175	.406	27	77	.351	43	57	.754	2	38	40	2.5	22	0	42	38	3	11	212	13.3



3 Alex Reese

SOPHOMORE

Forward • 6-9 • 238 • Pelham, Ala.
Pelham HS

CAREER HIGHS

Points	19	vs. Wichita State (11/18/18)
Rebounds	9	2x, last vs. Lipscomb (11/14/17)
Assists	3	2x, last vs. Arizona (12/9/18)
Steals	4	vs. Memphis (11/10/17)
Blocks	2	3x, last vs. OleMiss (1/22/19)
Minutes	30	vs. Memphis (11/10/17)
Field Goals	4	4x, vs. Wichita State (11/18/18)
FG Att.	14	vs. UCF (11/29/18)
3-Point FG	3	vs. Murray State (11/26/18)
3-Point Att.	7	2x, last vs. UCF (11/29/18)
Free Throws	9	vs. Wichita State (11/18/18)
FT Att.	10	vs. Wichita State (11/18/18)

2018-19 SEASON HIGHS

Points	19	vs. Wichita State (11/18/18)
Rebounds	8	vs. Arizona (12/9/18)
Assists	3	vs. Arizona (12/9/18)
Steals	2	3x, last vs. Liberty (12/18/18)
Blocks	2	3x, last vs. OleMiss (1/22/19)
Minutes	28	vs. UCF (11/29/18)
Field Goals	5	2x, last vs. Arizona (12/9/18)
FG Att.	14	vs. UCF (11/29/18)
3-Point FG	3	vs. Murray State (11/26/18)
3-Point Att.	7	vs. UCF (11/29/18)
Free Throws	9	vs. Wichita State (11/18/18)
FT Att.	10	vs. Wichita State (11/18/18)

MISCELLANEOUS STATS

CATEGORY	2018-19	CAREER
Double-digit scoring	4	6
20+ point games		
Double-digit rebounding		
Double-doubles		
Led UA in scoring	1	1
Led UA in rebounding		3
Led UA in three-pointers	3	6
Led UA in assists		
Led UA in steals	4	8
Led UA in blocks	3	3
5+ assist games		
3+ three-pointers	1	1
3+ steal games		1
3+ block games		

CAREER ACCOLADES

- 2018 SEC First Year Academic Honor Roll

2018-19 SEASON HIGHLIGHTS

- Went for a career high of 19 points, going 9-for-10 from the line while adding two rebounds and an assist against Wichita State (11/18)
- Provided an offensive spark off the bench in the win against Arizona (12/9), scoring 15 points while collecting eight rebounds and two assists
- Led the team in points (14) and threes (2), while collecting three rebounds and two assists against UCF (11/29)
- Dropped 12 points at LSU (1/8) to go along with four rebounds and one assist
- Registered a career high of three pointers made (3) while adding nine points and two steals vs. Murray State (11/26)
- Shot 4-of-9 from the floor to total nine points to go along with four rebounds and two steals against Georgia State (12/4)
- Scored eight points in the season opener vs. Southern (11/6), knocking down a pair of threes
- Added seven points, three rebounds, and two steals against Liberty (12/18)
- Grabbed four rebounds to go along with five points and one block against then-No. 13 Kentucky (1/5)
- Accounted for seven points – all coming in the first half – and five rebounds in the win at Missouri (1/16)
- Swatted two shots while adding three points and one rebound against then-No. 20 Ole Miss (1/22)
- Put up seven points and one block at Auburn (2/2)



REESE'S 2018-19 GAME-BY-GAME STATS

Opponent	Date	GS	Min	FG	FGA	Pct	3FG	FGA	Pct	FT	FTA	Pct	Off	Def	Tot	Avg	PF	A	TO	Blk	Stl	Pts	Avg
SOUTHERN	11/6		21	3	5	.600	2	3	.667	0	0	.000	0	1	1	1.0	1	1	1	0	0	8	8.0
APPALACHIAN STATE	11/11		13	1	3	.333	0	0	.000	3	4	.750	2	1	3	2.0	2	0	1	0	0	5	6.5
vs. Northeastern	11/15		9	0	2	.000	0	2	.000	0	0	.000	0	0	0	1.3	2	1	1	0	1	0	4.3
vs. Ball State	11/16		3	0	1	.000	0	1	.000	0	0	.000	0	1	1	1.3	1	0	0	0	0	0	3.3
vs. Wichita State	11/18		15	4	7	.571	2	5	.400	9	10	.900	1	1	2	1.4	1	1	1	0	0	19	6.4
MURRAY STATE	11/26		21	3	9	.333	3	5	.600	0	0	.000	0	0	0	1.2	2	1	1	2	2	9	6.8
at UCF	11/29		28	5	14	.357	2	7	.286	2	2	1.000	2	1	3	1.4	2	2	1	0	0	14	7.9
GEORGIA STATE	12/4		15	4	9	.444	0	4	.000	1	2	.500	1	3	4	1.8	0	0	0	0	2	9	8.0
ARIZONA	12/9		27	5	9	.556	2	3	.667	3	3	1.000	3	5	8	2.4	3	3	3	0	2	15	8.8
vs. Liberty	12/18		14	1	5	.200	0	2	.000	5	8	.625	0	3	3	2.5	0	0	1	0	2	7	8.6
PENN STATE	12/21		5	1	1	1.000	0	0	.000	0	0	.000	0	1	1	2.4	0	0	1	1	0	2	8.0
at Stephen F. Austin	12/30		5	0	1	.000	0	1	.000	0	0	.000	0	0	0	2.2	0	0	1	0	0	0	7.3
KENTUCKY*	1/5		13	2	6	.333	1	2	.500	0	0	.000	1	3	4	2.3	1	0	1	1	0	5	7.2
at LSU*	1/8		18	2	5	.400	2	4	.500	6	6	1.000	3	1	4	2.4	1	1	0	0	0	12	7.5
TEXAS A&M*	1/12		7	2	5	.400	0	0	.000	0	0	.000	1	0	1	2.3	3	1	0	1	0	4	7.3
at Missouri*	1/16		16	3	7	.429	1	2	.500	0	0	.000	2	3	5	2.5	1	0	1	0	0	7	7.3
at Tennessee*	1/19		15	0	4	.000	0	2	.000	2	3	.667	0	3	3	2.5	2	0	2	2	0	2	6.9
OLE MISS*	1/22		11	1	4	.250	1	4	.250	0	0	.000	0	1	1	2.4	1	0	2	2	0	3	6.7
at Baylor	1/26		9	1	3	.333	0	2	.000	0	0	.000	2	1	3	2.5	0	0	0	0	0	2	6.5
MISSISSIPPI STATE*	1/29		12	0	0	.000	0	0	.000	1	3	.333	0	2	2	2.5	1	0	0	0	0	1	6.2
at Auburn*	2/2		11	2	5	.400	1	3	.333	2	2	1.000	1	0	1	2.4	0	0	0	1	0	7	6.2
GEORGIA*	2/6		6	0	1	.000	0	1	.000	0	0	.000	0	1	1	2.3	1	0	0	1	0	0	6.0
at Vanderbilt*	2/9																						
at Mississippi State*	2/12		7	1	1	1.000	0	0	.000	0	0	.000	0	1	1	2.3	0	0	1	0	0	2	5.8
FLORIDA*	2/16		2	0	0	.000	0	0	.000	0	0	.000	0	0	0	2.2	0	0	1	0	0	0	5.5
at Texas A&M*	2/19																						
VANDERBILT*	2/23																						
at South Carolina*	2/26																						
LSU*	3/2																						
AUBURN*	3/5																						
at Arkansas*	3/9																						
at SEC Tournament	3/13-17																						


* indicates Southeastern Conference opponent

REESE'S CAREER STATS

YEAR	GP	GS	MIN	AVG	FG	FGA	PCT	3FG	3FGA	PCT	FT	FTA	PCT	OFF	DEF	TOT	AVG	PF	FO	AST	TO	BLK	STL	PTS	AVG
2017-18	32	1	370	11.6	46	118	.390	24	74	.324	11	14	.786	22	67	89	2.8	33	0	9	21	7	15	127	4.0
2018-19	24	0	303	12.6	41	107	.383	17	53	.321	34	43	.791	19	33	52	2.2	25	0	11	20	11	9	133	5.5
TOTAL	56	1	673	12.0	87	225	.387	41	127	.323	45	57	.789	41	100	141	2.5	58	0	20	41	18	24	260	4.6

REESE'S CAREER SEC STATS

YEAR	GP	GS	MIN	AVG	FG	FGA	PCT	3FG	3FGA	PCT	FT	FTA	PCT	OFF	DEF	TOT	AVG	PF	FO	AST	TO	BLK	STL	PTS	AVG
2017-18	16	0	173	10.8	24	64	.375	14	40	.350	7	8	.875	8	34	42	2.6	20	0	2	11	2	7	69	4.3
2018-19	11	0	118	10.7	13	38	.342	6	18	.333	11	14	.786	8	15	23	2.1	11	0	2	8	8	0	43	3.9
TOTAL	27	0	291	10.8	37	102	.363	20	58	.345	18	22	.818	16	49	65	2.4	31	0	4	19	10	7	112	4.1



4 Daniel Giddens

JUNIOR

Forward/Center • 6-11 • 247 • Mableton, Ga.
Oak Hill Academy/ Ohio State

CAREER HIGHS

Points	13	Mississippi State (1/20/18)
Rebounds	9	4x, last vs. Oklahoma (1/27/18)
Assists	1	6x, last at South Carolina (2/27/19)
Steals	4	at Connecticut (12/12/15)
Blocks	6	UT Arlington (11/20/15)
Minutes	28	Penn State (1/25/16)
Field Goals	5	4x, last vs. Mississippi State (1/20/18)
FG Att.	9	Rhode Island (12/6/17)
3-Point FG		
3-Point Att.	1	2x, last vs. LSU (3/2/19)
Free Throws	3	6x, last vs. Florida (2/27/18)
FT Att.	7	Lipscomb (11/14/17)

2018-19 SEASON HIGHS

Points	6	vs. LSU (1/8/19)
Rebounds	6	vs. Southern (11/6/18)
Assists	1	6x, last at South Carolina (2/27/19)
Steals		
Blocks	3	Vanderbilt (2/9/19)
Minutes	16	at Vanderbilt (2/9/19)
Field Goals	3	vs. LSU (1/8/19)
FG Att.	5	at Texas A&M (2/19/19)
3-Point FG		
3-Point Att.	1	vs. LSU (3/2/19)
Free Throws	2	2x, last vs. Georgia (2/6/19)
FT Att.	4	vs. Southern (11/6/18)

MISCELLANEOUS STATS

CATEGORY	2018-19	CAREER
Double-digit scoring		7
20+ point games		
Double-digit rebounding		
Double-doubles		
Led UA in scoring		
Led UA in rebounding		2
Led UA in three-pointers		
Led UA in assists		
Led UA in steals		4
Led UA in blocks	4	13
5+ assist games		
3+ three-pointers		4
3+ steal games		4
3+ block games	1	14

CAREER ACCOLADES

- Saw action in 34 games, making 18 starts last season
- Ranked second on the team in blocked shots per game (1.0)

2018-19 SEASON HIGHLIGHTS

- Provided a spark of energy off the bench adding four points and one block in a season-high 11 minutes against Georgia (2/6)
- Led the team in blocks (1), while adding three points, two rebounds, and one assist at Texas A&M (2/19)
- Scored a pivotal four points to seal the victory at South Carolina (2/26), while also adding two rebounds, one assist, and one block
- Drilled in a season-high six points at LSU (1/8)
- Saw seven minutes of action off the bench vs. Northeastern (11/15)
- Put up four points and five rebounds off the bench against Appalachian State (11/11)
- Registered one point, rebound, and block against UCF (11/29)



GIDDENS' 2018-19 GAME-BY-GAME STATS

Opponent	Date	GS	Min	FG	FGA	Pct	3FG	FGA	Pct	FT	FTA	Pct	Off	Def	Tot	Avg	PF	A	TO	Blk	Stl	Pts	Avg
SOUTHERN	11/6	7	0	0	.000	0	0	.000	2	4	.500	3	3	6	6.0	4	0	3	0	0	2	2.0	
APPALACHIAN STATE	11/11	8	2	4	.500	0	0	.000	0	1	.000	4	1	5	5.5	2	0	1	0	0	4	3.0	
vs. Northeastern	11/15	7	0	0	.000	0	0	.000	0	0	.000	0	0	0	3.7	0	1	2	0	0	0	2.0	
vs. Ball State	11/16																						
vs. Wichita State	11/18																						
MURRAY STATE	11/26																						
at UCF	11/29	4	0	3	.000	0	0	.000	1	2	.500	1	0	1	3.0	1	1	0	0	0	1	1.8	
GEORGIA STATE	12/4																						
ARIZONA	12/9																						
vs. Liberty	12/18																						
PENN STATE	12/21																						
at Stephen F. Austin	12/30																						
KENTUCKY*	1/5	10	3	4	.750	0	0	.000	0	0	.000	0	0	0	2.4	3	0	0	0	0	6	2.6	
at LSU*	1/8	6	0	0	.000	0	0	.000	0	2	.000	1	0	1	2.2	1	0	0	0	0	0	2.2	
TEXAS A&M*	1/12	6	0	0	.000	0	0	.000	0	2	.000	1	0	1	2.2	1	0	0	0	0	0	2.2	
at Missouri*	1/16																						
at Tennessee*	1/19																						
OLE MISS*	1/22																						
at Baylor	1/26																						
MISSISSIPPI STATE*	1/29																						
at Auburn*	2/2																						
GEORGIA*	2/6	11	1	2	.500	0	0	.000	2	3	.667	0	1	1	2.0	0	0	0	1	0	4	2.4	
at Vanderbilt*	2/9	16	1	3	.333	0	0	.000	1	2	.500	0	2	2	2.0	3	1	2	3	0	3	2.5	
at Mississippi State*	2/12	6	0	0	.000	0	0	.000	0	0	.000	0	0	0	1.8	0	0	0	0	0	0	2.2	
FLORIDA*	2/16																						
at Texas A&M*	2/19	12	1	5	.200	0	0	.000	1	2	.500	1	1	2	1.8	1	1	0	1	0	3	2.3	
VANDERBILT*	2/23	6	0	1	.000	0	0	.000	0	0	.000	0	1	1	1.7	2	0	2	0	0	0	2.1	
at South Carolina*	2/26	10	2	4	.500	0	0	.000	0	0	.000	1	1	2	1.8	3	1	0	1	0	4	2.3	
LSU*	3/2	5	0	1	.000	0	1	.000	0	2	.000	1	2	3	1.8	1	0	1	0	0	0	2.1	
AUBURN*	3/5																						
at Arkansas*	3/9																						
at SEC Tournament	3/13-17																						


* indicates Southeastern Conference opponent

GIDDENS' CAREER STATS

YEAR	GP	GS	MIN	AVG	FG	FGA	PCT	3FG	3FGA	PCT	FT	FTA	PCT	OFF	DEF	TOT	AVG	PF	FO	AST	TO	BLK	STL	PTS	AVG
2015-16*	33	7	599	18.2	51	110	.464	0	1	.000	25	57	.439	49	70	119	3.6	108	3	9	33	50	17	127	3.8
2017-18	34	18	451	13.3	58	99	.586	0	0	.000	28	48	.583	28	58	86	2.5	95	2	8	34	35	14	144	4.2
2018-19	47	18	559	11.9	68	126	.540	0	1	.000	35	66	.530	40	70	110	2.3	116	2	13	45	41	14	171	3.6
TOTAL	80	25	1158	14.5	119	236	.504	0	2	.000	60	123	.488	89	140	229	2.9	224	5	22	78	91	31	298	3.7

GIDDENS' CAREER SEC STATS

YEAR	GP	GS	MIN	AVG	FG	FGA	PCT	3FG	3FGA	PCT	FT	FTA	PCT	OFF	DEF	TOT	AVG	PF	FO	AST	TO	BLK	STL	PTS	AVG
2017-18	17	11	237	13.9	26	44	.591	0	0	.000	19	28	.679	13	21	34	2.0	51	1	4	19	13	9	71	4.2
2018-19	9	0	82	9.1	8	20	.400	0	1	.000	4	11	.364	4	8	12	1.3	14	0	3	5	6	0	20	2.2
TOTAL	26	11	319	12.3	34	64	.531	0	1	.000	23	39	.590	17	29	46	1.8	65	1	7	24	19	9	91	3.5



5 Avery Johnson Jr.

GRADUATE

Guard • 5-11 • 187 • Houston, Texas
Plano West HS/Texas A&M

CAREER HIGHS

Points	23	at South Carolina (2/7/17)
Rebounds	6	at South Carolina (2/7/17)
Assists	6	3x, last vs. Mississippi State (3/9/17)
Steals	3	5x, last at Auburn (2/21/18)
Blocks	1	2x, last vs. Auburn (1/17/18)
Minutes	44	at South Carolina (2/7/17)
Field Goals	9	at South Carolina (2/7/17)
FG Att.	21	at South Carolina (2/7/17)
3-Point FG	5	at South Carolina (2/7/17)
3-Point Att.	10	at South Carolina (2/7/17)
Free Throws	5	vs. Clemson (12/18/16)
FT Att.	6	2x, last vs. Clemson (12/18/16)

2018-19 SEASON HIGHS

Points	14	at Missouri (1/16/19)
Rebounds	5	vs. Southern (11/6/18)
Assists	3	vs. Southern (11/6/18)
Steals	1	6x, last vs. Florida (2/16/19)
Blocks		
Minutes	21	vs. Northeastern (11/15/18)
Field Goals	5	at Missouri (1/16/19)
FG Att.	10	at Missouri (1/16/19)
3-Point FG	2	at Missouri (1/16/19)
3-Point Att.	5	at Missouri (1/16/19)
Free Throws	2	2x, last vs. Florida (2/16/19)
FT Att.	2	3x, last vs. Florida (2/16/19)

MISCELLANEOUS STATS

CATEGORY	2018-19	CAREER
Double-digit scoring	1	15
20+ point games		1
Double-digit rebounding		
Double-doubles		
Led UA in scoring	1	5
Led UA in rebounding		1
Led UA in three-pointers	1	10
Led UA in assists		8
Led UA in steals	3	17
Led UA in blocks		
5+ assist games		3
3+ three-pointers		2
3+ steal games		5
3+ block games		

CAREER ACCOLADES

- 2018 SEC Academic Honor Roll
- Earned undergraduate degree in May, 2018 and is currently working towards his master's degree with anticipated graduation in May, 2019
- One of four scholarship players on this year's roster who have graduated

2018-19 SEASON HIGHLIGHTS

- Led all players at Missouri (1/16) with a season-high 14 points on 5-of-10 shooting off the bench, including a team-high in three pointers (2)
- Provided a spark of energy off the bench knocking down a three-pointer and going perfect from the line for a game total five points against Florida (2/16)
- Put four points in nine minutes of action against Murray State (11/26)
- Went for two points and two assists at Texas A&M (2/19)
- Registered two points and an assist against UCF (11/29)
- Collected two rebounds and a steal in season-best 21 minutes of action against Northeastern (11/15)
- Added five rebounds and three assists in 19 minutes of action off the bench in the season opener vs. Southern (11/6)
- Scored two points while adding two assists at Stephen F. Austin (12/30)
- Totaled two points and one steal in six minutes of action off the bench against Appalachian State (11/11)



JOHNSON'S 2018-19 GAME-BY-GAME STATS

Opponent	Date	GS	Min	FG	FGA	Pct	3FG	FGA	Pct	FT	FTA	Pct	Off	Def	Tot	Avg	PF	A	TO	Blk	Stl	Pts	Avg
SOUTHERN	11/6	19	0	3	.000	0	2	.000	1	2	.500	1	4	5	5.0	3	3	0	0	1	1	1.0	
APPALACHIAN STATE	11/11	6	1	3	.333	0	2	.000	0	0	.000	0	0	0	2.5	1	0	0	0	1	2	1.5	
vs. Northeastern	11/15	21	1	4	.250	0	0	.000	0	0	.000	1	1	2	2.3	2	0	0	0	1	2	1.7	
vs. Ball State	11/16	11	0	1	.000	0	0	.000	0	0	.000	0	0	0	1.8	1	2	1	0	0	0	1.3	
vs. Wichita State	11/18	8	0	1	.000	0	0	.000	0	0	.000	0	2	2	1.8	0	1	0	0	0	0	1.0	
MURRAY STATE	11/26	9	2	5	.400	0	3	.000	0	0	.000	0	0	0	1.5	1	1	0	0	0	4	1.5	
at UCF	11/29	8	1	1	1.000	0	0	.000	0	0	.000	0	0	0	1.3	0	1	0	0	0	2	1.6	
GEORGIA STATE	12/4	7	0	1	.000	0	1	.000	0	0	.000	0	0	0	1.2	1	1	1	0	0	0	1.2	
ARIZONA	12/9	14	1	3	.333	0	1	.000	0	0	.000	0	2	2	1.2	1	1	0	0	1	2	1.4	
vs. Liberty	12/18	12	1	2	.500	0	0	.000	0	0	.000	0	1	1	1.2	0	0	0	0	0	2	1.5	
PENN STATE	12/21	7	0	2	.000	0	0	.000	0	0	.000	0	2	2	1.3	0	0	0	0	0	0	1.4	
at Stephen F. Austin	12/30	10	1	4	.250	0	1	.000	0	0	.000	0	0	0	1.5	2	2	2	0	0	2	1.5	
KENTUCKY*	1/5	4	0	1	.000	0	0	.000	0	0	.000	0	1	1	1.2	1	0	0	0	1	0	1.3	
at LSU*	1/8	8	1	1	1.000	0	0	.000	0	0	.000	0	0	0	1.1	1	0	2	0	0	2	1.4	
TEXAS A&M*	1/12	9	1	2	.500	0	1	.000	0	0	.000	0	0	0	1.0	2	1	0	0	0	2	1.4	
at Missouri*	1/16	18	5	10	.500	2	5	.400	2	2	1.000	0	3	3	1.1	1	0	0	0	0	14	2.2	
at Tennessee*	1/19	11	0	0	.000	0	0	.000	0	0	.000	0	1	1	1.1	1	1	0	0	0	0	2.1	
OLE MISS*	1/22	14	0	3	.000	0	2	.000	0	0	.000	0	1	1	1.1	1	0	0	0	0	0	1.9	
at Baylor	1/26	9	0	1	.000	0	0	.000	0	0	.000	0	1	1	1.1	1	1	0	0	0	0	1.8	
MISSISSIPPI STATE*	1/29	8	1	5	.200	0	3	.000	1	1	1.000	1	1	2	1.2	0	0	0	0	0	2	1.9	
at Auburn*	2/2	15	0	4	.000	0	0	.000	2	2	1.000	1	0	1	1.1	0	2	0	0	0	2	1.9	
GEORGIA*	2/6	4	0	0	.000	0	0	.000	0	0	.000	0	0	0	1.1	1	0	1	0	0	0	1.8	
at Vanderbilt*	2/9	4	0	3	.000	0	1	.000	0	0	.000	0	0	0	1.0	1	0	0	0	0	0	1.7	
at Mississippi State*	2/12	5	0	0	.000	0	0	.000	0	0	.000	0	0	0	1.0	0	0	1	0	0	0	1.6	
FLORIDA*	2/16	18	1	2	.500	1	1	1.000	2	2	1.000	0	0	0	1.0	0	0	0	0	1	5	1.8	
at Texas A&M*	2/19	8	1	2	.500	0	1	.000	0	0	.000	0	0	0	0.9	0	2	1	0	0	2	1.8	
VANDERBILT*	2/23																						
at South Carolina*	2/26																						
LSU*	3/2	1	0	0	.000	0	0	.000	0	0	.000	0	0	0	0.6	0	0	0	0	0	0	2.1	
AUBURN*	3/5																						
at Arkansas*	3/9																						
at SEC Tournament	3/13-17																						


* indicates Southeastern Conference opponent

JOHNSON'S CAREER STATS

YEAR	GP	GS	MIN	AVG	FG	FGA	PCT	3FG	3FGA	PCT	FT	FTA	PCT	OFF	DEF	TOT	AVG	PF	FO	AST	TO	BLK	STL	PTS	AVG
2014-15*	13	0	56	4.3	7	20	.350	1	6	.167	3	5	.600	0	3	3	0.2	8	0	1	2	0	0	18	1.4
2016-17	34	6	657	19.3	84	254	.331	33	106	.311	32	42	.762	11	46	57	1.7	58	0	49	36	1	25	233	6.9
2017-18	36	0	501	13.9	51	146	.349	20	67	.299	32	40	.800	12	27	39	1.1	54	1	27	19	1	17	154	4.3
2018-19	27	0	268	9.9	18	64	.281	3	24	.125	7	8	.875	4	20	24	0.9	22	0	19	9	0	6	46	1.7
TOTAL	110	6	1482	13.5	160	484	.331	57	203	.281	74	95	.779	27	96	123	1.1	142	1	96	66	2	48	451	4.1

JOHNSON'S CAREER SEC STATS

YEAR	GP	GS	MIN	AVG	FG	FGA	PCT	3FG	3FGA	PCT	FT	FTA	PCT	OFF	DEF	TOT	AVG	PF	FO	AST	TO	BLK	STL	PTS	AVG
2014-15*	4	0	6	1.5	0	0	.000	0	0	.000	1	2	.500	0	0	0	0.0	2	0	1	0	0	0	1	0.3
2016-17	18	4	358	19.9	43	149	.289	18	63	.286	14	19	.737	7	22	29	1.6	26	0	17	19	0	13	118	6.6
2017-18	18	0	280	15.6	27	80	.338	13	40	.325	19	23	.826	8	17	25	1.4	33	1	16	9	1	8	86	4.8
2018-19	14	0	127	9.1	10	33	.303	3	14	.214	6	6	1.000	2	7	9	0.6	9	0	6	5	0	2	29	2.1
TOTAL	50	4	765	15.3	80	262	.305	34	117	.291	39	48	.813	17	46	63	1.3	68	1	39	33	1	23	233	4.7



10 Herbert Jones

SOPHOMORE

Guard • 6-7 • 206 • Greensboro, Ala.
Hale County HS

CAREER HIGHS

Points	14	Oklahoma (1/27/18)
Rebounds	9	3x, last vs. Southern (11/6/18)
Assists	6	vs. Kentucky (1/5/19)
Steals	5	UCF (12/3/17)
Blocks	3	2x, last vs. Mississippi State (1/29/19)
Minutes	34	2x, last vs. Virginia Tech (3/15/18)
Field Goals	6	Oklahoma (1/27/18)
FG Att.	10	Oklahoma (1/27/18)
3-Point FG	2	2x, last vs. LSU (3/2/19)
3-Point Att.	3	3x, last vs. LSU (3/2/19)
Free Throws	6	vs. Appalachian State (11/11/18)
FT Att.	16	vs. Appalachian State (11/11/18)

2018-19 SEASON HIGHS

Points	13	2x, last vs. Wichita State (11/18/18)
Rebounds	9	vs. Southern (11/6/18)
Assists	6	vs. Kentucky (1/5/19)
Steals	4	vs. Appalachian State (11/11/18)
Blocks	3	2x, last vs. Mississippi State (1/29/19)
Minutes	29	3x, last vs. Georgia State (12/4/18)
Field Goals	6	vs. Ball State (11/16/18)
FG Att.	11	2x, last vs. Wichita State (11/18/18)
3-Point FG	2	2x, last vs. LSU (3/2/19)
3-Point Att.	3	2x, last vs. LSU (3/2/19)
Free Throws	6	vs. Appalachian State (11/11/18)
FT Att.	16	vs. Appalachian State (11/11/18)

MISCELLANEOUS STATS

CATEGORY	2018-19	CAREER
Double-digit scoring	6	7
20+ point games		
Double-digit rebounding		
Double-doubles		
Led UA in scoring		
Led UA in rebounding	3	7
Led UA in three-pointers		
Led UA in assists	8	12
Led UA in steals	9	18
Led UA in blocks	7	10
5+ assist games	3	23
3+ three-pointers		
3+ steal games	3	10
3+ block games	2	2

CAREER ACCOLADES

- 2018 SEC First Year Academic Honor Roll
- Became the fourth player in program history to earn a spot on the Academic All-District team (2019)
- Broke school record for charges taken in a season with 23 as a freshman and now has 40 for his career
- One of 25 collegiate players from around the country who was invited to participate in the Nike Skills Academy
- Joined teammates John Petty and Kira Lewis Jr., making UA one of only three teams in the nation to have multiple players at the prestigious event

2018-19 SEASON HIGHLIGHTS

- Leads Alabama in charges (17) and steals (26), ranks second in blocks (18), third in assists (2.0 apg) and fourth in rebounding (3.8 rpg)
- Led the team in rebounds (6) and charges (2) while adding 13 points against Wichita State (11/18)
- Scored 13 points, three rebounds, and three assists vs. Ball State (11/16)
- Provided a strong showing on both ends of the court leading the team in assists (5), steals (2) and blocks (1), while scoring 10 points and pulling down five boards – all on the offensive end – at LSU (1/8)
- Totaled eight points, four rebounds, three blocks, and three steals in a strong defensive effort against Penn State (12/21)
- Swatted a team-high three shots, while registering eight points and two assists against then-No. 22 Mississippi State (1/29)
- Collected eight points going 4-for-5 from the line while grabbing three rebounds vs. Northeastern (11/15)
- Went a perfect 4-of-4 from the field and 2-of-2 from the line to go for 10 points and eight rebounds against then-No. 13 Kentucky (1/5)
- Turned in an outstanding effort on both sides of the court, totaling eight points and nine rebounds in 20 minutes of action vs. Southern (11/6)
- Registered a career and team-high in free throws (6), assists (4), and steals (4), while also collecting 10 points and four rebounds against Appalachian State (11/11)
- Played a strong defensive role in the victory at South Carolina (2/26) while Adding three points, four rebounds, three assists, and one block off the bench
- Held then-No. 20 Ole Miss (1/22) to lowest scoring game of the season while leading the team in assists (2) and steals (2) to go for eight points and eight rebounds



JONES' 2018-19 GAME-BY-GAME STATS

Opponent	Date	GS	Min	FG	FGA	Pct	3FG	3FGA	Pct	FT	FTA	Pct	Off	Def	Tot	Avg	PF	A	TO	Blk	Stl	Pts	Avg
SOUTHERN	11/6	*	20	2	4	.500	0	1	.000	4	4	1.000	2	7	9	9.0	3	1	3	1	1	8	8.0
APPALACHIAN STATE	11/11	*	26	2	11	.182	0	1	.000	6	16	.375	3	1	4	6.5	4	4	1	1	4	10	9.0
vs. Northeastern	11/15	*	23	2	6	.333	0	1	.000	4	5	.800	1	2	3	4.8	1	0	1	0	0	8	8.7
Ball State	11/16	*	22	6	10	.600	1	2	.500	0	1	.000	0	3	3	4.8	5	3	0	0	0	13	9.8
vs. Wichita State	11/18	*	29	5	11	.455	2	3	.667	1	2	.500	1	5	6	5.0	5	1	4	0	0	13	10.4
MURRAY STATE	11/26	*	29	3	5	.600	0	0	.000	1	2	.500	2	6	8	5.5	3	4	5	1	2	7	9.8
at UCF	11/29	*	28	3	9	.333	0	1	.000	1	2	.500	2	4	6	5.6	3	1	3	0	0	7	9.4
GEORGIA STATE	12/4	*	29	0	6	.000	0	0	.000	1	6	.167	3	2	5	5.5	4	2	0	1	0	1	8.4
ARIZONA	12/9	*	21	0	1	.000	0	1	.000	0	4	.000	1	0	1	5.0	1	1	3	2	0	0	7.4
vs. Liberty	12/18	*	23	3	4	.750	0	0	.000	2	4	.500	0	3	3	4.8	2	2	1	1	3	8	7.5
PENN STATE	12/21	*	28	3	7	.429	0	0	.000	2	4	.500	0	4	4	4.7	2	2	1	3	3	8	7.5
at Stephen F. Austin	12/30	*	14	1	3	.333	0	1	.000	3	4	.750	1	1	2	4.5	4	1	3	0	1	5	7.3
KENTUCKY*	1/5	*	23	4	4	1.000	0	0	.000	2	2	1.000	1	7	8	4.8	4	6	0	0	0	10	7.5
at LSU*	1/8	*	23	5	10	.500	0	0	.000	0	2	.000	5	0	5	4.8	4	5	1	1	2	10	7.7
TEXAS A&M*	1/12	*	11	0	2	.000	0	0	.000	1	2	.500	1	1	2	4.6	5	1	2	0	0	1	7.3
at Missouri*	1/16	*	18	2	3	.667	0	0	.000	0	0	.000	0	1	1	4.4	4	2	1	0	0	4	7.1
at Tennessee*	1/19	*	20	1	5	.200	0	2	.000	0	2	.000	1	3	4	4.4	3	2	4	1	0	2	6.8
OLE MISS*	1/22	*	27	2	7	.286	0	0	.000	4	6	.667	3	5	8	4.6	0	2	2	0	2	8	6.8
at Baylor	1/26	*	15	0	2	.000	0	0	.000	0	0	.000	0	3	3	4.5	5	3	1	0	0	0	6.5
MISSISSIPPI STATE*	1/29	*	18	3	5	.600	0	0	.000	2	5	.400	0	2	2	4.4	4	2	0	3	0	8	6.6
at Auburn*	2/2	*	19	1	3	.333	0	0	.000	0	0	.000	0	0	0	4.1	3	0	4	0	1	2	6.3
GEORGIA*	2/6	*	22	1	3	.333	0	0	.000	4	6	.667	1	2	3	4.1	1	0	1	0	0	6	6.3
at Vanderbilt*	2/9	*	26	4	6	.667	0	0	.000	1	2	.500	3	1	4	4.1	3	0	2	0	1	9	6.4
at Mississippi State*	2/12	*	19	1	4	.250	0	0	.000	2	2	1.000	0	1	1	4.0	2	3	2	0	2	4	6.3
FLORIDA*	2/16	*	12	1	1	1.000	0	0	.000	1	2	.500	0	0	0	3.8	0	1	1	0	0	3	6.2
at Texas A&M*	2/19		12	2	2	1.000	0	0	.000	0	0	.000	0	1	1	3.7	1	2	2	0	1	4	6.1
VANDERBILT*	2/23		13	2	8	.250	0	0	.000	1	3	.333	1	2	3	3.7	1	0	1	0	2	5	6.1
at South Carolina*	2/26		24	1	2	.500	0	0	.000	1	2	.500	0	4	4	3.7	4	3	2	1	0	3	6.0
LSU*	3/2		25	4	10	.400	2	3	.667	1	2	.500	1	2	3	3.7	3	5	1	2	1	11	6.1
AUBURN*	3/5																						
at Arkansas*	3/9																						
at SEC Tournament	3/13-17																						

* indicates Southeastern Conference opponent

JONES' CAREER STATS

YEAR	GP	GS	MIN	AVG	FG	FGA	PCT	3FG	3FGA	PCT	FT	FTA	PCT	OFF	DEF	TOT	AVG	PF	FO	AST	TO	BLK	STL	PTS	AVG
2017-18	35	13	741	21.2	58	142	.408	7	26	.269	24	48	.500	29	92	121	3.5	94	4	48	56	22	44	147	4.2
2018-19	29	25	619	21.3	64	154	.416	5	16	.313	45	92	.489	33	73	106	3.7	84	4	59	52	18	26	178	6.1
TOTAL	64	38	1360	21.3	122	296	.412	12	42	.286	69	140	.493	62	165	227	3.5	178	8	107	108	40	70	325	5.1

JONES' CAREER SEC STATS

YEAR	GP	GS	MIN	AVG	FG	FGA	PCT	3FG	3FGA	PCT	FT	FTA	PCT	OFF	DEF	TOT	AVG	PF	FO	AST	TO	BLK	STL	PTS	AVG
2017-18	17	7	362	21.3	29	78	.372	4	18	.222	4	11	.364	20	44	64	3.8	40	2	19	22	14	19	66	3.9
2018-19	16	12	312	19.5	34	75	.453	2	5	.400	20	38	.526	17	32	49	3.1	42	1	34	26	8	12	90	5.6
TOTAL	33	19	674	20.4	63	153	.412	6	23	.261	24	49	.490	37	76	113	3.4	82	3	53	48	22	31	156	4.7



12 Dazon Ingram

JUNIOR

Guard • 6-5 • 210 • Theodore, Ala.
Theodore HS

CAREER HIGHS

Points	22	2x, last vs. Louisiana Tech (11/29/17)
Rebounds	14	Rhode Island (12/6/17)
Assists	7	2x, last at LSU (1/14/17)
Steals	5	Auburn (2/4/17)
Blocks	3	at Vanderbilt (1/2/18)
Minutes	37	2x, last vs. Rhode Island (12/6/17)
Field Goals	9	Ole Miss (3/1/17)
FG Att.	12	5x, last vs. Texas A&M (3/8/18)
3-Point FG	3	3x, last at Vanderbilt (2/9/19)
3-Point Att.	6	Texas A&M (12/30/17)
Free Throws	13	Louisiana Tech (11/29/17)
FT Att.	17	Louisiana Tech (11/29/17)

2018-19 SEASON HIGHS

Points	17	Georgia State (12/4/18)
Rebounds	10	vs. Vanderbilt (2/24/19)
Assists	6	vs. Vanderbilt (2/24/19)
Steals	3	vs. Georgia (2/6/19)
Blocks	1	3x, last at Vanderbilt (2/9/19)
Minutes	35	vs. Vanderbilt (2/24/19)
Field Goals	5	3x, last vs. Vanderbilt (2/24/19)
FG Att.	9	vs. Ole Miss (1/22/19)
3-Point FG	3	at Vanderbilt (2/9/19)
3-Point Att.	4	vs. Texas A&M (1/12/19)
Free Throws	7	vs. Murray State (11/26/18)
FT Att.	8	2x, last vs. Georgia State (12/4/18)

MISCELLANEOUS STATS

CATEGORY	2018-19	CAREER
Double-digit scoring	7	44
20+ point games		3
Double-digit rebounding	1	5
Double-doubles	1	5
Led UA in scoring		10
Led UA in rebounding		12
Led UA in three-pointers		8
Led UA in assists	11	43
Led UA in steals	5	26
Led UA in blocks	2	10
5+ assist games	4	19
3+ three-pointers	1	3
3+ steal games	1	6
3+ block games		1

CAREER ACCOLADES

- Has played in 104 career contests, making 92 career starts which leads all Alabama players
- Graduated in Dec., 2017, and is currently working towards his master's degree
- One of four scholarship players on this year's roster who have graduated

2018-19 SEASON HIGHLIGHTS

- Ranks second on the team in assists (2.5 avg), fourth in rebounding (3.9) and fifth in scoring (7.3)
- Among current players in the SEC, Ingram ranks fifth in career assists (300) and 13th in scoring (959)
- Tops team in three-point shooting, knocking down 40.5 percent of his shots from beyond the arc (15-of-37)
- Needs 41 points to become the 50th player in program history to reach 1,000 points
- Scored a season high of 17 points while adding eight rebounds and two assists against Georgia State (12/4)
- Finished with 13 points and 10 rebounds for first double-double of the season, while leading the team in assists against Vanderbilt (2/23)
- Registered 11 points while leading the team in blocks (1) and steals (3) against Georgia (2/6)
- Dropped 12 points, three rebounds, and two assists at Mississippi State (2/12)
- Finished with 11 points, four rebounds, and four assists against then-No. 13 Kentucky (1/5)
- Provided a spark off the bench at Missouri (1/16) with nine points, three assists, and one steal
- Went 5-of-6 from the field to score 11 points and added five assists vs. Ball State (11/16)
- Collected eight points and eight rebounds at Stephen F. Austin (12/30) while adding three assists and one block
- Led the team in steals (2) while adding seven points and two rebounds against then-No. 22 Mississippi State (1/29)
- Added six points, four rebounds, and four assists against Penn State (12/21)
- Led the team in assists (4) and steals (2) while snatching six rebounds and scoring five points against UCF (11/29)
- Registered two points, three rebounds, and two assists in 16 minutes of action, before leaving the game early due to injury at South Carolina (2/26)



INGRAM'S 2018-19 GAME-BY-GAME STATS

Opponent	Date	GS	Min	FG	FGA	Pct	3FG	FGA	Pct	FT	FTA	Pct	Off	Def	Tot	Avg	PF	A	TO	Blk	Stl	Pts	Avg																					
SOUTHERN																							11/6	DNP - INJURED																				
APPALACHIAN STATE	11/11	21	1	6	.167	0	0	.000	6	6	1.000	6	2	8	8.0	5	0	2	1	2	8	8.0																						
vs. Northeastern	11/15	26	3	5	.600	0	0	.000	3	4	.750	2	3	5	6.5	4	2	0	0	0	9	8.5																						
vs. Ball State	11/16	26	5	6	.833	0	0	.000	1	3	.333	0	2	2	5.0	3	5	1	0	1	11	9.3																						
vs. Wichita State	11/18	25	2	3	.667	0	0	.000	4	4	1.000	1	3	4	4.8	4	5	2	0	0	8	9.0																						
MURRAY STATE	11/26	29	1	2	.500	0	0	.000	7	8	.875	0	4	4	4.6	3	2	6	0	0	9	9.0																						
at UCF	11/29	18	1	1	1.000	0	0	.000	3	4	.750	0	6	6	4.8	5	4	1	1	2	5	8.3																						
GEORGIA STATE	12/4	28	5	6	.833	2	2	1.000	5	8	.625	1	7	8	5.3	2	2	2	0	0	17	9.6																						
ARIZONA	12/9	*	12	1	2	.500	0	0	.000	0	0	.000	0	2	2	4.9	1	0	1	0	0	2	8.6																					
vs. Liberty	12/18	15	2	3	.667	2	3	.667	1	2	.500	0	2	2	4.6	5	1	4	0	0	7	8.4																						
PENN STATE	12/21	24	3	6	.500	0	0	.000	0	2	.000	0	4	4	4.5	2	4	2	0	0	6	8.2																						
at Stephen F. Austin	12/30	22	2	5	.400	1	2	.500	3	6	.500	2	6	8	4.8	3	3	3	0	0	8	8.2																						
KENTUCKY*	1/5	*	30	2	7	.286	1	2	.500	6	6	1.000	1	3	4	4.8	2	4	5	0	0	11	8.4																					
at LSU*	1/8	*	12	1	4	.250	0	2	.000	0	1	.000	0	2	2	4.5	2	3	2	0	0	2	7.9																					
TEXAS A&M*	1/12	*	27	1	6	.167	1	4	.250	3	4	.750	1	3	4	4.5	4	3	1	0	0	6	7.8																					
at Missouri*	1/16	*	25	2	4	.500	1	2	.500	4	4	1.000	0	2	2	4.3	3	3	0	0	1	9	7.9																					
at Tennessee*	1/19	*	27	1	3	.333	0	1	.000	1	4	.250	1	3	4	4.3	3	5	1	0	0	3	7.6																					
OLE MISS*	1/22	*	17	4	9	.444	1	3	.333	0	0	.000	2	3	5	4.4	3	1	2	0	1	9	7.6																					
at Baylor	1/26	*	26	2	2	1.000	0	0	.000	1	2	.500	0	3	3	4.3	1	2	2	0	1	5	7.5																					
MISSISSIPPI STATE*	1/29	*	24	2	4	.500	0	0	.000	3	4	.750	0	2	2	4.2	3	1	1	0	2	7	7.5																					
at Auburn*	2/2	*	21	1	5	.200	1	2	.500	0	0	.000	2	0	2	4.1	2	4	4	0	0	3	7.3																					
GEORGIA*	2/6	*	24	3	5	.600	1	2	.500	4	4	1.000	1	2	3	4.0	2	3	3	1	3	11	7.4																					
at Vanderbilt*	2/9	*	25	3	5	.600	3	3	1.000	3	4	.750	0	4	4	4.0	2	1	3	0	1	12	7.6																					
at Mississippi State*	2/12	*	28	4	6	.667	0	1	.000	4	4	1.000	3	0	3	4.0	4	2	3	0	0	12	7.8																					
FLORIDA*	2/16	*	21	1	5	.200	0	2	.000	0	2	.000	0	1	1	3.8	4	2	1	0	1	2	7.6																					
at Texas A&M*	2/19	*	35	5	8	.625	0	1	.000	3	6	.500	1	9	10	4.1	2	6	1	0	1	13	7.7																					
VANDERBILT*	2/23	*	16	1	4	.250	0	0	.000	0	0	.000	1	2	3	4.0	0	2	2	0	0	2	7.5																					
at South Carolina*	2/26	*	12	0	4	.000	0	2	.000	1	2	.500	0	1	1	3.9	3	0	2	0	0	1	7.3																					
LSU*																																												
AUBURN*																																												
at Arkansas*																																												
at SEC Tournament	3/13-17																																											


* indicates Southeastern Conference opponent

INGRAM'S CAREER STATS

YEAR	GP	GS	MIN	AVG	FG	FGA	PCT	3FG	3FGA	PCT	FT	FTA	PCT	OFF	DEF	TOT	AVG	PF	FO	AST	TO	BLK	STL	PTS	AVG
2015-16	7	7	179	25.6	20	37	.541	1	2	.500	13	22	.591	6	35	41	5.9	24	2	23	24	3	8	54	7.7
2016-17	34	34	934	27.5	118	227	.520	21	49	.429	103	156	.660	35	117	152	4.5	89	4	113	85	8	30	360	10.6
2017-18	35	33	92	28.8	100	235	.426	19	67	.284	122	177	.689	33	167	200	5.7	93	3	92	79	12	30	341	9.7
2018-19	28	18	643	23.0	61	132	.462	15	37	.405	67	96	.698	25	85	110	3.9	79	3	72	60	3	16	204	7.3
TOTAL	104	92	2763	26.6	299	631	.474	56	155	.361	305	451	.676	99	404	503	4.8	285	12	300	248	26	84	959	9.2

INGRAM'S CAREER SEC STATS

YEAR	GP	GS	MIN	AVG	FG	FGA	PCT	3FG	3FGA	PCT	FT	FTA	PCT	OFF	DEF	TOT	AVG	PF	FO	AST	TO	BLK	STL	PTS	AVG	
2015-16	DID NOT PLAY DUE TO INJURY																									
2016-17	18	18	497	27.6	58	118	.492	13	26	.500	63	97	.649	17	63	80	4.4	50	3	55	55	4	16	192	10.7	
2017-18	17	16	469	27.6	46	102	.451	11	38	.289	55	73	.753	11	71	82	4.8	43	1	38	36	7	16	158	9.3	
2018-19	16	16	371	23.2	33	85	.388	10	30	.333	33	47	.702	13	41	54	3.4	41	0	42	34	1	10	109	6.8	
TOTAL	51	50	1337	26.2	137	305	.449	34	94	.362	151	217	.696	41	175	216	4.2	134	4	135	125	12	42	459	9.0	



CAREER ACCOLADES

- Sideline after suffering a knee injury during practice which caused him to miss the first nine games of the season

2018-19 SEASON HIGHLIGHTS

- Has not seen any game action during the season



13 Javian Davis-Fleming

FRESHMAN

Forward • 6-9 • 268 • Canton, Miss.
Canton HS

CAREER HIGHS

Points	
Rebounds	
Assists	
Steals	
Blocks	
Minutes	
Field Goals	
FG Att.	
3-Point FG	
3-Point Att.	
Free Throws	
FT Att.	

2018-19 SEASON HIGHS

Points	
Rebounds	
Assists	
Steals	
Blocks	
Minutes	
Field Goals	
FG Att.	
3-Point FG	
3-Point Att.	
Free Throws	
FT Att.	

MISCELLANEOUS STATS

CATEGORY	2018-19	CAREER
Double-digit scoring		
20+ point games		
Double-digit rebounding		
Double-doubles		
Led UA in scoring		
Led UA in rebounding		
Led UA in three-pointers		
Led UA in assists		
Led UA in steals		
Led UA in blocks		
5+ assist games		
3+ three-pointers		
3+ steal games		
3+ block games		

DAVIS-FLEMING'S 2018-19 GAME-BY-GAME STATS

Opponent	Date	GS	Min	FG	FGA	Pct	3FG	FGA	Pct	FT	FTA	Pct	Off	Def	Tot	Avg	PF	A	TO	Blk	Stl	Pts	Avg	
SOUTHERN	11/6																							
APPALACHIAN STATE	11/11																							
vs. Northeastern	11/15																							
vs. Ball State	11/16																							
vs. Wichita State	11/18																							
MURRAY STATE	11/26																							
at UCF	11/29																							
GEORGIA STATE	12/4																							
ARIZONA	12/9																							
vs. Liberty	12/18																							
PENN STATE	12/21																							
at Stephen F. Austin	12/30																							
KENTUCKY*	1/5																							
at LSU*	1/8																							
TEXAS A&M*	1/12																							
at Missouri*	1/16																							
at Tennessee*	1/19																							
OLE MISS*	1/22																							
at Baylor	1/26																							
MISSISSIPPI STATE*	1/29																							
at Auburn*	2/2																							
GEORGIA*	2/6																							
at Vanderbilt*	2/9																							
at Mississippi State*	2/12																							
FLORIDA*	2/16																							
at Texas A&M*	2/19																							
VANDERBILT*	2/23																							
at South Carolina*	2/26																							
LSU*	3/2																							
AUBURN*	3/5																							
at Arkansas*	3/9																							
at SEC Tournament	3/13-17																							

* indicates Southeastern Conference opponent

DAVIS-FLEMING'S CAREER STATS

YEAR	GP	GS	MIN	AVG	FG	FGA	PCT	3FG	3FGA	PCT	FT	FTA	PCT	OFF	DEF	TOT	AVG	PF	FO	AST	TO	BLK	STL	PTS	AVG	
2018-19																										
TOTAL																										

DAVIS-FLEMING'S CAREER SEC STATS

YEAR	GP	GS	MIN	AVG	FG	FGA	PCT	3FG	3FGA	PCT	FT	FTA	PCT	OFF	DEF	TOT	AVG	PF	FO	AST	TO	BLK	STL	PTS	AVG	
2018-19																										
TOTAL																										



CAREER ACCOLADES

- 2018 SEC First Year Academic Honor Roll
- Has played in seven career contests

2018-19 SEASON HIGHLIGHTS

- Recorded first career block in his first SEC action of the season against then-No. 20 Ole Miss
- Registered one minute of action vs. Ball State (11/16)
- Checked into the game and saw action vs. Southern (11/6)



15 Tyler Barnes

SOPHOMORE

Forward • 6-8 • 205 • Louisville, Ky.
St. Xavier HS

CAREER HIGHS

Points		
Rebounds		
Assists		
Steals	1	vs. Villanova (3/17/18)
Blocks	1	vs. Ole Miss (1/22/19)
Minutes	3	vs. Villanova (3/17/18)
Field Goals		
FG Att.	1	3x, last vs. Ole Miss (1/22/19)
3-Point FG		
3-Point Att.	1	vs. Texas A&M (12/30/17)
Free Throws		
FT Att.		

2018-19 SEASON HIGHS

Points		
Rebounds		
Assists		
Steals		
Blocks	1	vs. Ole Miss (1/22/19)
Minutes	1	2x, last vs. Ole Miss (1/22/19)
Field Goals		
FG Att.	1	3x, last vs. Ole Miss (1/22/19)
3-Point FG		
3-Point Att.		
Free Throws		
FT Att.		

MISCELLANEOUS STATS

CATEGORY	2018-19	CAREER
Double-digit scoring		
20+ point games		
Double-digit rebounding		
Double-doubles		
Led UA in scoring		
Led UA in rebounding		
Led UA in three-pointers		
Led UA in assists		
Led UA in steals		
Led UA in blocks		
5+ assist games		
3+ three-pointers		
3+ steal games		
3+ block games		

BARNES' 2018-19 GAME-BY-GAME STATS

Opponent	Date	GS	Min	FG	FGA	Pct	3FG	3FGA	Pct	FT	FTA	Pct	Off	Def	Tot	Avg	PF	A	TO	Blk	Stl	Pts	Avg
SOUTHERN	11/6		1	0-1	0-0	.000	0-0	0-0	.000	0-0	0-0	.000	0	0	0	0.0	0	0	0	0	0	0	0.0
APPALACHIAN STATE	11/11																						
vs. Northeastern	11/15																						
vs. Ball State	11/16		1	0	0	.000	0	0	.000	0	0	.000	0	0	0	0.0	0	0	0	0	0	0	0.0
vs. Wichita State	11/18																						
MURRAY STATE	11/26																						
at UCF	11/29																						
GEORGIA STATE	12/4																						
ARIZONA	12/9																						
vs. Liberty	12/18																						
PENN STATE	12/21																						
at Stephen F. Austin	12/30																						
KENTUCKY*	1/5																						
at LSU*	1/8																						
TEXAS A&M*	1/12																						
at Missouri*	1/16																						
at Tennessee*	1/19																						
OLE MISS*	1/22		1	0	1	.000	0	0	.000	0	0	.000	0	0	0	0.0	0	0	0	1	0	0	0.0
at Baylor	1/26																						
MISSISSIPPI STATE*	1/29																						
at Auburn*	2/2																						
GEORGIA*	2/6																						
at Vanderbilt*	2/9																						
at Mississippi State*	2/12																						
FLORIDA*	2/16																						
at Texas A&M*	2/19																						
VANDERBILT*	2/23																						
at South Carolina*	2/26																						
LSU*	3/2																						
AUBURN*	3/5																						
at Arkansas*	3/9																						
at SEC Tournament	3/13-17																						

* indicates Southeastern Conference opponent

BARNES' CAREER STATS

YEAR	GP	GS	MIN	AVG	FG	FGA	PCT	3FG	3FGA	PCT	FT	FTA	PCT	OFF	DEF	TOT	AVG	PF	FO	AST	TO	BLK	STL	PTS	AVG
2017-18	4	0	7	1.8	0	1	.000	0	1	.000	0	2	.000	0	0	0	0	0	0	0	0	0	1	0	0.0
2018-19	3	0	3	1.0	0	2	.000	0	0	.000	0	0	.000	0	0	0	0.0	0	0	0	0	1	0	0	0.0
TOTAL	7	0	10	1.4	0	3	.000	0	1	.000	0	2	.000	0	0	0	0.0	0	0	0	0	1	1	0	0.0

BARNES' CAREER SEC STATS

YEAR	GP	GS	MIN	AVG	FG	FGA	PCT	3FG	3FGA	PCT	FT	FTA	PCT	OFF	DEF	TOT	AVG	PF	FO	AST	TO	BLK	STL	PTS	AVG
2017-18	3	0	4	1.3	0	1	.000	0	1	.000	0	2	.000	0	0	0	0	0	0	0	0	0	0	0	0.0
2018-19	1	0	1	1.0	0	1	.000	0	0	.000	0	0	.000	0	0	0	0.0	0	0	0	0	1	0	0	0.0
TOTAL	4	0	5	1.3	0	2	.000	0	1	.000	0	2	.000	0	0	0	0.0	0	0	0	0	1	0	0.0	



21 Britton Johnson

FRESHMAN

Guard • 6-4 • 182 • Mountain Brook, Ala.
Mountain Brook HS

CAREER HIGHS

Points		
Rebounds	1	vs. Ole Miss (1/22/19)
Assists		
Steals		
Blocks	1	vs. Ole Miss (1/22/19)
Minutes	1	3x, last vs. Ole Miss (1/22/19)
Field Goals		
FG Att.		
3-Point FG		
3-Point Att.		
Free Throws		
FT Att.		

2018-19 SEASON HIGHS

Points		
Rebounds	1	vs. Ole Miss (1/22/19)
Assists		
Steals		
Blocks	1	vs. Ole Miss (1/22/19)
Minutes	1	3x, last vs. Ole Miss (1/22/19)
Field Goals		
FG Att.		
3-Point FG		
3-Point Att.		
Free Throws		
FT Att.		

MISCELLANEOUS STATS

CATEGORY	2018-19	CAREER
Double-digit scoring		
20+ point games		
Double-digit rebounding		
Double-doubles		
Led UA in scoring		
Led UA in rebounding		
Led UA in three-pointers		
Led UA in assists		
Led UA in steals		
Led UA in blocks		
5+ assist games		
3+ three-pointers		
3+ steal games		
3+ block games		

CAREER ACCOLADES

2018-19 SEASON HIGHLIGHTS

- Saw first SEC action of his career with one minute against then-No. 20 Ole Miss (1/22), recording one block
- Registered one minute of action vs. Ball State (11/16)
- Made his collegiate debut and saw one minute of action vs. Southern (11/6)
- Checked into the Georgia game (2/6) for the final minute



JOHNSON'S 2018-19 GAME-BY-GAME STATS

Opponent	Date	GS	Min	FG	FGA	Pct	3FG	FGA	Pct	FT	FTA	Pct	Off	Def	Tot	Avg	PF	A	TO	Blk	Stl	Pts	Avg
SOUTHERN	11/6		1	0	0	.000	0	0	.000	0	0	.000	0	0	0	0.0	0	0	0	0	0	0	0.0
APPALACHIAN STATE	11/11												DNP										
vs. Northeastern	11/15												DNP										
vs. Ball State	11/16		1	0	0	.000	0	0	.000	0	0	.000	0	0	0	0.0	0	0	0	0	0	0	0.0
vs. Wichita State	11/18												DNP										
MURRAY STATE	11/26												DNP										
at UCF	11/29												DNP										
GEORGIA STATE	12/4												DNP										
ARIZONA	12/9												DNP										
vs. Liberty	12/18												DNP										
PENN STATE	12/21												DNP										
at Stephen F. Austin	12/30												DNP										
KENTUCKY*	1/5												DNP										
at LSU*	1/8												DNP										
TEXAS A&M*	1/12												DNP										
at Missouri*	1/16												DNP										
at Tennessee*	1/19												DNP										
OLE MISS*	1/22		1	0	0	.000	0	0	.000	0	0	.000	0	1	1	0.3	0	0	0	1	0	0	0.0
at Baylor	1/26												DNP										
MISSISSIPPI STATE*	1/29												DNP										
at Auburn*	2/2												DNP										
GEORGIA*	2/6		1	0	0	.000	0	0	.000	0	0	.000	0	0	0	0.3	0	0	0	0	0	0	0.0
at Vanderbilt*	2/9												DNP										
at Mississippi State*	2/12		0	0	0	.000	0	0	.000	0	0	.000	0	0	0	0.2	0	0	0	0	0	0	0.0
FLORIDA*	2/16												DNP										
at Texas A&M*	2/19												DNP										
VANDERBILT*	2/23												DNP										
at South Carolina*	2/26												DNP										
LSU*	3/2												DNP										
AUBURN*	3/5																						
at Arkansas*	3/9																						
at SEC Tournament	3/13-17																						

* indicates Southeastern Conference opponent

JOHNSON'S CAREER STATS

YEAR	GP	GS	MIN	AVG	FG	FGA	PCT	3FG	3FGA	PCT	FT	FTA	PCT	OFF	DEF	TOT	AVG	PF	FO	AST	TO	BLK	STL	PTS	AVG
2018-19	5	0	3	0.6	0	0	.000	0	0	.000	0	0	.000	0	1	1	0.2	0	0	0	0	1	0	0	0.0
TOTAL	5	0	3	0.6	0	0	.000	0	0	.000	0	0	.000	0	1	1	0.2	0	0	0	0	1	0	0	0.0

JOHNSON'S CAREER SEC STATS

YEAR	GP	GS	MIN	AVG	FG	FGA	PCT	3FG	3FGA	PCT	FT	FTA	PCT	OFF	DEF	TOT	AVG	PF	FO	AST	TO	BLK	STL	PTS	AVG
2018-19	3	0	1	0.3	0	0	.000	0	0	.000	0	0	.000	0	1	1	0.3	0	0	0	0	1	0	0	0.0
TOTAL	3	0	1	0.3	0	0	.000	0	0	.000	0	0	.000	0	1	1	0.3	0	0	0	0	1	0	0	0.0



23 John Petty
SOPHOMORE
 Guard • 6-5 • 197 • Huntsville, Ala.
 Mae Jemison HS

CAREER HIGHS

Points	30	2x, last at Tennessee (1/19/19)
Rebounds	10	at South Carolina (2/27/19)
Assists	7	vs. Ball State (11/16/18)
Steals	2	7x, last at Vanderbilt (2/9/19)
Blocks	2	4x, last vs. Texas A&M (1/12/19)
Minutes	38	vs. LSU (3/2/19)
Field Goals	11	at Tennessee (1/19/19)
FG Att.	18	at Tennessee (1/19/19)
3-Point FG	10	Alabama A&M (11/17/17)
3-Point Att.	13	2x, last vs. Auburn (1/17/18)
Free Throws	7	vs. Appalachian State (11/11/18)
FT Att.	10	vs. Appalachian State (11/11/18)

2018-19 SEASON HIGHS

Points	30	at Tennessee (1/19/19)
Rebounds	10	at South Carolina (2/27/19)
Assists	7	vs. Ball State (11/16/18)
Steals	2	6x, last at Vanderbilt (2/9/19)
Blocks	2	2x, last vs. Texas A&M (1/12/19)
Minutes	38	vs. LSU (3/2/19)
Field Goals	11	at Tennessee (1/19/19)
FG Att.	18	at Tennessee (1/19/19)
3-Point FG	6	2x, last at Tennessee (1/19/19)
3-Point Att.	11	vs. Texas A&M (1/12/19)
Free Throws	7	vs. Appalachian State (11/11/18)
FT Att.	10	vs. Appalachian State (11/11/18)

MISCELLANEOUS STATS

CATEGORY	2018-19	CAREER
Double-digit scoring	14	31
20+ point games	3	6
Double-digit rebounding	1	1
Double-doubles		
Led UA in scoring	6	12
Led UA in rebounding	4	5
Led UA in three-pointers	12	35
Led UA in assists	5	11
Led UA in steals	3	6
Led UA in blocks	3	4
5+ assist games		
3+ three-pointers	7	22
3+ steal games		
3+ block games		

CAREER ACCOLADES

- A two-time SEC Freshman of the Week (Nov. 20, 2017 and Jan. 1, 2018)
- Set a school record by knocking down 10 three-pointers to total a team-high 30 points against Alabama A&M (11/17)
- Set a freshman school records with 90 made threes and 242 threes attempted
- One of 25 collegiate players from around the country invited to participate in the Nike Skills Academy
- Joined teammates Herbert Jones and Kira Lewis Jr., making UA one of only three teams in the nation to have multiple players at the prestigious event

2018-19 SEASON HIGHLIGHTS

- Leads team in threes made (52) and attempted (150), ranks third in scoring average (10.8 ppg) and is fourth in three-point shooting percentage (.347)
- Matched career-high 30 points going 11-of-18 from the field and 6-of-10 from beyond the arc against then-No. 3 Tennessee (1/19)
- Scored a team-high 15 points to secure the win over then-No. 20 Ole Miss (1/22)
- Went 6-of-11 from beyond the arc and 7-of-12 from the field to register 22 points to go along with four rebounds and two blocks against Texas A&M (1/12)
- Finished with 16 points playing in front of his hometown crowd in Huntsville, Ala., for the Rocket City Classic vs. Liberty (12/18)
- Went for 13 points, knocking down 3-of-6 shots from three-point range, while also adding five rebounds and two assists against Wichita State (11/18)
- Registered double digits going for 16 points and seven rebounds against Murray State (11/26)
- Scored a team-high 17 points to go along with two assists, one block and five rebounds against Northeastern (11/15)
- Went for 17 points, knocking down 5-of-8 shots from beyond the arc to go along with four rebounds vs. Southern (11/6)
- Added 16 points, three rebounds, one assist, and one block against Liberty (12/18)
- Added a team-high 18 points, four rebounds and three assists at Auburn (2/2)
- Led the team with a career-high seven assists while adding seven points and three rebounds vs. Ball State (11/16)
- Grabbed a career and team-high 10 rebounds, while posting five points and three assists at South Carolina (2/26)



PETTY'S 2018-19 GAME-BY-GAME STATS

Opponent	Date	GS	Min	FG	FGA	Pct	3FG	FGA	Pct	FT	FTA	Pct	Off	Def	Tot	Avg	PF	A	TO	Blk	Stl	Pts	Avg
SOUTHERN	11/6	*	30	6	11	.545	5	8	.625	0	0	.000	1	3	4	4.0	0	2	0	1	0	17	17.0
APPALACHIAN STATE	11/11	*	34	2	6	.333	2	5	.400	7	10	.700	1	3	4	4.0	3	1	2	0	1	13	15.0
vs. Northeastern	11/15	*	32	6	12	.500	2	6	.333	3	4	.750	0	5	5	4.3	2	2	2	0	1	17	15.7
vs. Ball State	11/16	*	32	3	10	.300	1	5	.200	0	0	.000	0	3	3	4.0	1	7	4	0	0	7	13.5
vs. Wichita State	11/18	*	36	4	8	.500	3	6	.500	2	2	1.00	0	5	5	4.2	1	2	1	0	0	13	13.4
MURRAY STATE	11/26	*	34	5	10	.500	0	4	.000	6	7	.857	2	5	7	4.7	1	0	2	1	1	16	13.8
at UCF	11/29	*	31	2	10	.200	1	7	.143	0	0	.000	4	4	8	5.1	1	1	3	1	0	5	12.6
GEORGIA STATE	12/4	*	25	2	6	.333	2	5	.400	0	1	.000	0	4	4	5.0	2	2	3	1	0	6	11.8
ARIZONA	12/9	*	32	1	8	.125	0	4	.000	2	4	.500	0	6	6	5.3	2	4	2	0	1	4	10.8
vs. Liberty	12/18	*	33	5	12	.417	3	7	.429	3	3	1.00	0	3	3	4.9	1	1	1	1	0	16	11.4
PENN STATE	12/21	*	28	5	7	.714	1	3	.333	2	3	.667	0	5	5	5.2	1	0	3	0	0	13	11.2
at Stephen F. Austin	12/30	*	35	2	7	.290	2	6	.333	0	0	.000	1	7	8	5.2	0	0	2	1	0	6	11.1
KENTUCKY*	1/5		16	2	5	.400	0	3	.000	2	4	.500	0	1	1	4.8	2	0	1	1	0	6	10.7
at LSU*	1/8		30	2	9	.222	2	6	.333	3	3	1.00	1	7	8	5.1	0	3	4	1	0	9	10.6
TEXAS A&M*	1/12		30	7	12	.583	6	11	.545	2	3	.667	0	4	4	5.0	0	1	0	2	0	22	11.3
at Missouri*	1/16		25	2	5	.400	1	3	.333	0	0	.000	0	3	3	4.9	0	1	1	0	0	5	10.9
at Tennessee*	1/19		32	11	18	.611	6	10	.600	2	5	.400	1	0	1	4.6	1	2	1	0	1	30	12.1
OLE MISS*	1/22		27	6	10	.600	3	6	.500	0	0	.000	0	1	1	4.4	1	1	0	0	1	15	12.2
at Baylor	1/26		22	1	7	.143	0	5	.000	0	0	.000	0	1	1	4.3	0	2	1	0	0	2	11.7
MISSISSIPPI STATE*	1/29		23	4	9	.444	1	4	.250	4	4	1.000	1	2	3	4.2	1	1	3	0	1	13	11.8
at Auburn*	2/2		31	7	14	.500	2	7	.286	2	2	1.000	1	3	4	4.2	1	3	3	1	0	18	12.0
GEORGIA*	2/6		21	4	7	.571	0	3	.000	0	0	.000	0	5	5	4.2	1	0	1	0	1	8	11.9
at Vanderbilt*	2/9		26	3	6	.500	2	3	.667	0	0	.000	0	1	1	4.1	0	3	1	0	2	8	11.7
at Mississippi State*	2/12		23	0	3	.000	0	2	.000	0	0	.000	0	2	2	4.0	1	3	1	2	0	0	11.2
FLORIDA*	2/16		28	4	7	.571	2	4	.500	0	0	.000	1	1	2	3.9	1	2	1	1	1	10	11.2
at Texas A&M*	2/19	*	32	3	8	.375	0	1	.000	1	1	1.000	2	4	6	4.0	3	2	3	0	0	7	11.0
VANDERBILT*	2/23	*	33	0	7	.000	0	5	.000	0	0	.000	1	5	6	4.1	2	3	2	0	1	0	10.6
at South Carolina*	2/26	*	34	1	5	.200	0	2	.000	3	6	.500	1	9	10	4.3	2	3	3	0	0	5	10.4
LSU*	3/2	*	38	6	13	.461	5	19	.263	6	8	.750	1	3	4	3.8	1	2	2	0	0	23	11.2
AUBURN*	3/5																						
at Arkansas*	3/9																						
at SEC Tournament	3/13-17																						

* indicates Southeastern Conference opponent

PETTY'S CAREER STATS

YEAR	GP	GS	MIN	AVG	FG	FGA	PCT	3FG	3FGA	PCT	FT	FTA	PCT	OFF	DEF	TOT	AVG	PF	FO	AST	TO	BLK	STL	PTS	AVG
2017-18	36	29	1026	28.5	123	313	.393	90	242	.372	32	45	.711	14	78	92	2.6	36	0	65	74	9	17	368	10.2
2018-19	29	15	852	29.4	106	252	.421	52	150	.347	50	70	.714	19	105	124	4.3	32	0	53	55	14	13	314	10.8
TOTAL	65	44	1878	28.9	229	565	.405	142	392	.362	82	115	.713	33	183	216	3.3	68	0	118	129	23	30	682	10.5

PETTY'S CAREER SEC STATS

YEAR	GP	GS	MIN	AVG	FG	FGA	PCT	3FG	3FGA	PCT	FT	FTA	PCT	OFF	DEF	TOT	AVG	PF	FO	AST	TO	BLK	STL	PTS	AVG
2017-18	18	15	513	28.5	50	140	.357	39	111	.351	19	22	.864	7	39	46	2.6	19	0	33	34	6	9	158	8.8
2018-19	16	4	449	28.1	62	138	.449	30	79	.380	25	36	.694	10	51	61	3.8	17	0	29	29	9	8	179	11.2
TOTAL	34	19	962	28.3	112	278	.403	69	190	.363	44	58	.759	17	90	107	3.1	36	0	62	63	15	17	337	9.9



24 Lawson Schaffer

SENIOR

Guard • 5-11 • 168 • Cullman, Ala.
Cullman HS

CAREER HIGHS

Points	5	2x last vs. Memphis (11/10/17)
Rebounds	2	at Georgia (3/5/16)
Assists	4	Alabama A&M (11/17/17)
Steals	1	9x, last vs. Villanova (3/17/18)
Blocks		
Minutes	14	vs. Florida (2/27/18)
Field Goals	2	vs. Memphis (11/10/17)
FG Att.	3	2x, last vs. Memphis (11/10/17)
3-Point FG	1	8x, last vs. Alabama A&M (11/17/17)
3-Point Att.	3	Missouri (2/6/16)
Free Throws	2	3x, last vs. Mississippi State (3/9/17)
FT Att.	2	4x, last vs. Mississippi State (3/9/17)

2018-19 SEASON HIGHS

Points		
Rebounds	1	vs. Ole Miss (1/22/19)
Assists		
Steals		
Blocks		
Minutes	4	vs. Southern (11/6/18)
Field Goals		
FG Att.	1	4x, last vs. Florida (2/16/19)
3-Point FG		
3-Point Att.	1	3x, last vs. Florida (2/16/19)
Free Throws		
FT Att.		

MISCELLANEOUS STATS

CATEGORY	2018-19	CAREER
Double-digit scoring		
20+ point games		
Double-digit rebounding		
Double-doubles		
Led UA in scoring		
Led UA in rebounding		
Led UA in three-pointers		
Led UA in assists	2	
Led UA in steals	1	
Led UA in blocks		
5+ assist games		
3+ three-pointers		
3+ steal games		
3+ block games		

CAREER ACCOLADES

- A preferred walk-on
- Has played 54 career games
- Played a career-high 14 minutes off the bench collecting three assists and a steal vs. Florida (2/27/18)
- Hit a three-pointer to go along with a career-high four assists in nine minutes off the bench against Alabama A&M (11/17/17)

2018-19 SEASON HIGHLIGHTS

- Grabbed one rebound in first SEC game of the season with three minutes of action against then-No. 20 Ole Miss (1/22)
- Checked into the Georgia game (2/6) for the last two minutes
- Registered one minute of action vs. Ball State (11/16)
- Played four minutes vs. Southern (11/6)



SCHAFFER'S 2018-19 GAME-BY-GAME STATS

Opponent	Date	GS	Min	FG	FGA	Pct	3FG	FGA	Pct	FT	FTA	Pct	Off	Def	Tot	Avg	PF	A	TO	Blk	Stl	Pts	Avg
SOUTHERN	11/6	4		0	0	.000	0	0	.000	0	0	.000	0	0	0	0.0	0	0	1	0	0	0	0.0
APPALACHIAN STATE	11/11																						
vs. Northeastern	11/15																						
vs. Ball State	11/16	1		0	0	.000	0	0	.000	0	0	.000	0	0	0	0.0	0	0	0	0	0	0	0.0
vs. Wichita State	11/18																						
MURRAY STATE	11/26																						
at UCF	11/29																						
GEORGIA STATE	12/4																						
ARIZONA	12/9																						
vs. Liberty	12/18																						
PENN STATE	12/21																						
at Stephen F. Austin	12/30																						
KENTUCKY*	1/5																						
at LSU*	1/8																						
TEXAS A&M*	1/12																						
at Missouri*	1/16																						
at Tennessee*	1/19																						
OLE MISS*	1/22	3		0	1	.000	0	0	.000	0	0	.000	0	1	1	0.3	1	0	0	0	0	0	0.0
at Baylor	1/26																						
MISSISSIPPI STATE*	1/29																						
at Auburn*	2/2																						
GEORGIA*	2/6	2		0	0	.000	0	0	.000	0	0	.000	0	0	0	0.3	1	0	0	0	0	0	0.0
at Vanderbilt*	2/9	1		0	1	.000	0	1	.000	0	0	.000	0	0	0	0.2	0	0	0	0	0	0	0.0
at Mississippi State*	2/12	1		0	1	.000	0	1	.000	0	0	.000	0	0	0	0.2	0	0	0	0	0	0	0.0
FLORIDA*	2/16	1		0	1	.000	0	1	.000	0	0	.000	0	0	0	0.1	0	0	0	0	0	0	0.0
at Texas A&M*	2/19																						
VANDERBILT*	2/23																						
at South Carolina*	2/26																						
LSU*	3/2																						
AUBURN*	3/5																						
at Arkansas*	3/9																						
at SEC Tournament	3/13-17																						


* indicates Southeastern Conference opponent

SCHAFFER'S CAREER STATS

YEAR	GP	GS	MIN	AVG	FG	FGA	PCT	3FG	3FGA	PCT	FT	FTA	PCT	OFF	DEF	TOT	AVG	PF	FO	AST	TO	BLK	STL	PTS	AVG
2015-16	16	0	32	2.0	2	10	.200	2	9	.222	2	4	.500	2	0	2	0.1	3	0	2	1	0	1	8	0.5
2016-17	17	0	28	1.6	4	10	.400	4	8	.500	4	4	1.000	1	3	4	0.2	1	0	5	1	0	3	16	0.9
2017-18	14	0	56	4.0	3	11	.273	2	10	.200	0	0	.000	0	0	0	0.0	7	0	13	8	0	5	8	0.6
2018-19	7	0	13	1.9	0	4	.000	0	3	.000	0	0	.000	0	1	1	0.1	2	0	0	1	0	0	0	0.0
TOTAL	54	0	129	2.4	9	35	.257	8	30	.267	6	8	.750	3	4	7	0.1	13	0	20	11	0	9	32	0.6

SCHAFFER'S CAREER SEC STATS

YEAR	GP	GS	MIN	AVG	FG	FGA	PCT	3FG	3FGA	PCT	FT	FTA	PCT	OFF	DEF	TOT	AVG	PF	FO	AST	TO	BLK	STL	PTS	AVG
2015-16	9	0	19	2.1	2	7	.286	2	7	.286	2	4	.500	2	0	2	0.2	2	0	2	1	0	0	8	0.9
2016-17	7	0	13	1.9	1	4	.250	1	3	.333	2	2	1.000	1	3	4	0.6	1	0	4	1	0	0	5	0.7
2017-18	8	0	26	3.3	0	4	.000	0	4	.000	0	0	.000	0	0	0	0.0	4	0	4	4	0	2	0	0.0
2018-19	5	0	8	1.6	0	4	.000	0	3	.000	0	0	.000	0	1	1	0.2	2	0	0	0	0	0	0	0.0
TOTAL	29	0	66	2.3	3	19	.158	3	17	.176	4	6	.667	3	4	7	0.2	9	0	10	6	0	2	13	0.4



30 Galin Smith
SOPHOMORE
 Forward • 6-9 • 245 • Clinton, Miss.
 Clinton HS

CAREER HIGHS

Points	10	3x, last vs. Southern (1/22/19)
Rebounds	8	vs. Minnesota (11/25/17)
Assists	1	5x, last vs. Arizona (12/9/18)
Steals	1	2x, last at Texas A&M (3/3/18)
Blocks	4	at Texas A&M (3/3/18)
Minutes	29	at LSU (1/13/18)
Field Goals	4	5x, last vs. Ole Miss (1/22/19)
FG Att.	7	vs. Ole Miss (1/22/19)
3-Point FG		
3-Point Att.		
Free Throws	4	2x, last vs. Southern (11/6/18)
FT Att.	6	vs. Southern (11/6/18)

2018-19 SEASON HIGHS

Points	10	2x, last vs. Ole Miss (1/22/19)
Rebounds	5	2x, last at Tennessee (1/19/19)
Assists	1	2x, last vs. Arizona (12/9/18)
Steals	2	at Tennessee (1/19/19)
Blocks	4	6x, last vs. Ole Miss (1/22/19)
Minutes	23	vs. Ball State (11/16/18)
Field Goals	4	3x, last vs. Ole Miss (1/22/19)
FG Att.	7	vs. Ole Miss (1/22/19)
3-Point FG		
3-Point Att.		
Free Throws	4	vs. Southern (11/6/18)
FT Att.	6	vs. Southern (11/6/18)

MISCELLANEOUS STATS

CATEGORY	2018-19	CAREER
Double-digit scoring	2	3
20+ point games		
Double-digit rebounding		
Double-doubles		
Led UA in scoring		
Led UA in rebounding		1
Led UA in three-pointers		
Led UA in assists		
Led UA in steals	1	2
Led UA in blocks	1	8
5+ assist games		
3+ three-pointers		
3+ steal games		
3+ block games		3

CAREER ACCOLADES

- 2018 SEC First Year Academic Honor Roll

2018-19 SEASON HIGHLIGHTS

- Tied a career high of 10 points in 15 minutes, while adding three rebounds and one block vs. then-No. 20 Ole Miss (1/22)
- Provided a spark of energy off the bench by exploding with six points in five minutes of action against Georgia (2/6)
- Registered seven points, three rebounds, and one steal off the bench against then-No. 22 Mississippi State (1/29)
- Started and finished with six points vs. Wichita State (11/18)
- Went 4-of-6 from the field to total eight points, three rebounds, and one block and a steal against Arizona (12/9)
- Dropped eight points and collected five rebounds against Ball State (11/16)
- Put up four points, three rebounds, and one block against Murray State (11/26)
- Added two points and three rebounds against Northeastern (11/15)
- Scored four points while totaling two rebounds and one block in 22 minutes against Appalachian State (11/11)
- Collected two rebounds and three points at Stephen F. Austin (12/30)



SMITH'S 2018-19 GAME-BY-GAME STATS

Opponent	Date	GS	Min	FG	FGA	Pct	3FG	FGA	Pct	FT	FTA	Pct	Off	Def	Tot	Avg	PF	A	TO	Blk	Stl	Pts	Avg
SOUTHERN	11/6	*	20	3	5	.600	0	0	.000	4	6	.667	3	1	4	4.0	3	0	2	0	0	10	10.0
APPALACHIAN STATE	11/11	*	22	2	3	.667	0	0	.000	0	0	.000	0	2	2	3.0	2	0	1	1	0	4	7.0
vs. Northeastern	11/15	*	17	1	3	.333	0	0	.000	0	0	.000	1	2	3	3.0	0	0	0	0	0	2	5.3
vs. Ball State	11/16	*	23	4	6	.667	0	0	.000	0	0	.000	2	3	5	3.5	4	0	2	1	0	8	6.0
vs. Wichita State	11/18	*	19	2	3	.667	0	0	.000	2	2	1.000	1	0	1	3.0	2	0	2	0	0	6	6.0
MURRAY STATE	11/26	*	16	2	3	.667	0	0	.000	0	0	.000	1	2	3	3.0	4	1	3	1	0	4	5.7
at UCF	11/29	*	10	0	1	.000	0	0	.000	1	2	.500	0	1	1	2.7	3	0	1	1	0	1	5.0
GEORGIA STATE	12/4		11	0	1	.000	0	0	.000	1	2	.500	0	3	3	2.8	1	0	0	2	0	1	4.5
ARIZONA	12/9		17	4	6	.667	0	0	.000	0	1	.000	2	1	3	2.8	1	1	1	1	0	8	4.9
vs. Liberty	12/18		6	0	1	.000	0	0	.000	0	2	.000	1	2	3	2.8	2	0	1	0	0	0	4.4
PENN STATE	12/21		9	1	3	.333	0	0	.000	0	0	.000	0	0	0	2.5	2	0	0	0	0	2	4.2
at Stephen F. Austin	12/30		8	1	2	.500	0	0	.000	1	2	.500	1	1	2	2.5	0	0	0	0	0	3	4.1
KENTUCKY*	1/5		7	0	1	.000	0	0	.000	0	0	.000	0	2	2	2.5	2	0	1	1	0	0	3.8
at LSU*	1/8		4	1	3	.333	0	0	.000	0	0	.000	1	0	1	2.4	2	0	1	0	0	2	3.6
TEXAS A&M*	1/12																						
at Missouri*	1/16		17	2	4	.500	0	0	.000	0	0	.000	2	0	2	2.3	1	0	3	0	0	4	3.7
at Tennessee*	1/19		7	0	1	.000	0	0	.000	0	0	.000	1	4	5	2.5	1	0	1	0	2	0	3.4
OLE MISS*	1/22		15	4	7	.571	0	0	.000	2	4	.500	3	0	3	2.5	2	0	0	1	0	10	3.8
at Baylor	1/26		10	1	1	1.000	0	0	.000	0	0	.000	0	2	2	2.5	1	0	1	0	0	2	3.7
MISSISSIPPI STATE*	1/29		11	3	6	.500	0	0	.000	1	1	1.000	3	0	3	2.5	2	0	0	0	1	7	3.9
at Auburn*	2/2		8	1	1	1.000	0	0	.000	0	2	.000	0	0	0	2.4	1	0	1	0	0	2	3.8
GEORGIA*	2/6		5	3	5	.600	0	0	.000	0	0	.000	1	1	2	2.4	1	0	0	0	0	6	3.9
at Vanderbilt*	2/9																						
at Mississippi State*	2/12		4	0	1	.000	0	0	.000	0	0	.000	0	0	0	2.3	3	0	0	0	0	0	3.7
FLORIDA*	2/16		16	2	4	.500	0	0	.000	1	4	.250	1	1	2	2.3	2	0	1	0	0	5	3.8
at Texas A&M*	2/19																						
VANDERBILT*	2/23																						
at South Carolina*	2/26		4	0	0	.000	0	0	.000	0	0	.000	0	0	0	2.2	1	0	0	0	0	0	3.6
LSU*	3/2		5	0	0	.000	0	0	.000	0	0	.000	0	2	2	2.2	1	0	1	0	0	0	3.5
AUBURN*	3/5																						
at Arkansas*	3/9																						
at SEC Tournament	3/13-17																						

* indicates Southeastern Conference opponent

SMITH'S CAREER STATS

YEAR	GP	GS	MIN	AVG	FG	FGA	PCT	3FG	3FGA	PCT	FT	FTA	PCT	OFF	DEF	TOT	AVG	PF	FO	AST	TO	BLK	STL	PTS	AVG
2017-18	33	3	398	12.1	42	67	.627	0	0	.000	9	32	.281	29	38	67	2.0	54	2	3	23	24	2	93	2.8
2018-19	25	7	291	11.6	37	71	.521	0	0	.000	13	28	.464	24	30	54	2.2	44	0	2	23	9	3	87	3.5
TOTAL	58	10	689	11.9	79	138	.572	0	0	.000	22	60	.367	53	68	121	2.1	98	2	5	46	33	5	180	3.1

SMITH'S CAREER SEC STATS

YEAR	GP	GS	MIN	AVG	FG	FGA	PCT	3FG	3FGA	PCT	FT	FTA	PCT	OFF	DEF	TOT	AVG	PF	FO	AST	TO	BLK	STL	PTS	AVG
2017-18	17	0	200	11.8	17	30	.567	0	0	.000	0	10	.000	12	16	28	1.6	27	1	1	15	15	1	34	2.0
2018-19	12	0	103	8.6	16	33	.485	0	0	.000	4	11	.364	12	10	22	1.8	19	0	0	9	2	3	36	3.0
TOTAL	29	0	303	10.4	33	63	.524	0	0	.000	4	21	.190	24	26	50	1.7	46	1	1	24	17	4	70	2.4



34 Tevin Mack

JUNIOR

Guard/Forward • 6-6 • 225 • Columbia, S.C.
Dreher HS/Texas

CAREER HIGHS

Points	27	vs. Oklahoma State (1/4/17)
Rebounds	12	vs. Arkansas (12/17/16)
Assists	2	12x, last vs. Vanderbilt (2/24/19)
Steals	1	2x, last vs. Vanderbilt (2/24/19)
Blocks	3	vs. Mississippi State (1/29/19)
Minutes	39	vs. Oklahoma State (1/4/17)
Field Goals	10	2x, last vs. Georgia (2/6/19)
FG Att.	17	2x, last vs. Georgia (2/6/19)
3-Point FG	6	vs. Kentucky (1/5/19)
3-Point Att.	12	at Iowa State (2/13/16)
Free Throws	6	vs. Long Beach State (12/10/16)
FT Att.	10	vs. Northwestern (11/21/16)

2018-19 SEASON HIGHS

Points	25	vs. Georgia (2/6/19)
Rebounds	9	vs. Texas A&M (1/12/19)
Assists	2	7x, last vs. Vanderbilt (2/24/19)
Steals	2	2x, last vs. Vanderbilt (2/24/19)
Blocks	3	vs. Mississippi State (1/29/19)
Minutes	33	vs. Georgia (2/6/19)
Field Goals	10	vs. Georgia (2/6/19)
FG Att.	17	vs. Georgia (2/6/19)
3-Point FG	6	vs. Kentucky (1/5/19)
3-Point Att.	9	2x, last at Mississippi State (2/12/19)
Free Throws	3	2x, last vs. Penn State (12/21/18)
FT Att.	4	3x, last vs. Texas A&M (1/12/19)

MISCELLANEOUS STATS

CATEGORY	2018-19	CAREER
Double-digit scoring	13	29
20+ point games	3	6
Double-digit rebounding		1
Double-doubles		1
Led UA in scoring	4	4
Led UA in rebounding	1	1
Led UA in three-pointers	5	5
Led UA in assists		
Led UA in steals	2	2
Led UA in blocks	3	3
5+ assist games		
3+ three-pointers	4	15
3+ steal games		
3+ block games		

CAREER ACCOLADES

- Transferred from Texas where he played 48 games in two seasons and sat out last season due to NCAA transfer rules
- Finished with double-digit points 16 times, including three games of 20 or more points
- Led the team in 2016-17 in scoring average (14.8 ppg) and three-point percentage (.391) despite playing just 15 games
- Set career highs in scoring (27 points), field goals made and attempted (10-of-17) and minutes played (39) against Oklahoma State (1/4), while tying his season-high makes with four three-pointers

2018-19 SEASON HIGHLIGHTS

- Has started each of the last 22 games and finished in double figures in 11 of those
- Ranks fourth on team in double-figure scoring games (13) and scoring average (9.1 ppg)
- Went 10-of-16 from the field and 5-of-7 from beyond the arc for a season-high 25 points, to go along with six rebounds and two assists against Georgia (2/6)
- Led all players with a game-high 22 points and set a new career high by knocking down six three-pointers (6-of-8) in the win over then-No. 13 Kentucky (1/5)
- Exploded with a game high of 20 points, while adding two rebounds and an assist vs. Ball State (11/16)
- Made his first start of the season against Georgia State (12/4) and finished with 12 points and one steal
- Went for 15 points, two rebounds, one assist, and one block at Baylor (1/26)
- Led the team in points (14), blocks (1), and steals (2) at Texas A&M (2/19)
- Went for 11 points and a rebound in front of hometown crowd at South Carolina (2/26)
- Registered 13 points and five rebounds, while leading the team in threes (3) at Mississippi State (2/12)
- Registered double-digits at Stephen F. Austin (12/30) with 12 points, two rebounds, one assist, and one steal
- Scored 12 points to go along with six rebounds and a block against Arizona (12/9)
- Led the team in rebounds (8) and blocks (3), while registering six points and one assist against then-No. 22 Mississippi State (1/29)
- Collected seven points, three rebounds and one assist vs. Northeastern (11/15)
- Scored 10 points to go along with nine rebounds, two assists, and one steal against Texas A&M (1/12)
- Dropped 10 points and pulled down six rebounds in his Alabama debut vs. Southern (11/6)



MACK'S 2018-19 GAME-BY-GAME STATS

Opponent	Date	GS	Min	FG	FGA	Pct	3FG	3FGA	Pct	FT	FTA	Pct	Off	Def	Tot	Avg	PF	A	TO	Blk	Stl	Pts	Avg
SOUTHERN	11/6	27	3	12	250	1	7	.143	3	3	1.000	3	3	6	6.0	4	2	5	1	0	10	10.0	
APPALACHIAN STATE	11/11	12	1	4	250	0	2	.000	0	0	.000	0	2	2	4.0	0	1	0	0	0	2	6.0	
vs. Northeastern	11/15	15	3	8	.375	0	4	.000	1	2	.500	1	2	3	3.7	1	1	1	0	0	7	6.3	
vs. Ball State	11/16	23	7	14	.500	5	9	.556	1	1	1.000	1	1	2	3.3	3	1	2	0	0	20	9.8	
vs. Wichita State	11/18	20	2	6	.333	1	3	.333	0	0	.000	1	3	4	3.4	2	1	0	0	0	5	8.8	
MURRAY STATE	11/26	13	3	6	.500	1	2	.500	0	1	.000	2	2	4	3.5	0	0	1	1	0	7	8.5	
at UCF	11/29	14	2	6	.333	0	4	.000	0	0	.000	1	2	3	3.4	1	2	0	1	0	4	7.9	
GEORGIA STATE	12/4	* 19	5	9	.556	1	5	.200	1	2	.500	0	1	1	3.1	2	0	0	0	1	12	8.4	
ARIZONA	12/9	* 22	4	10	.400	2	5	.400	2	3	.667	2	4	6	3.4	1	0	2	1	0	12	8.8	
vs. Liberty	12/18	* 17	1	3	.333	1	2	.500	2	4	.500	0	1	1	3.2	2	2	0	0	0	5	8.4	
PENN STATE	12/21	* 23	3	6	.500	2	4	.500	3	4	.750	1	3	4	3.3	2	0	3	0	0	11	8.6	
at Stephen F. Austin	12/30	* 24	5	10	.500	2	7	.286	0	0	.000	1	1	2	3.2	1	1	1	0	1	12	8.9	
KENTUCKY*	1/5	* 29	8	12	.667	6	8	.750	0	0	.000	1	4	5	3.3	1	1	2	0	0	22	9.9	
at LSU*	1/8	* 19	3	8	.375	0	3	.000	0	0	.000	0	2	2	3.2	0	0	0	0	0	6	9.6	
TEXAS A&M*	1/12	* 28	4	10	.400	1	4	.250	1	4	.250	2	7	9	3.6	2	2	2	0	1	10	9.7	
at Missouri*	1/16	* 11	1	4	.250	0	2	.000	1	2	.500	0	4	4	3.6	3	1	1	1	0	3	9.3	
at Tennessee*	1/19	* 7	0	4	.000	0	2	.000	0	0	.000	0	1	1	3.5	1	1	0	0	0	0	8.7	
OLE MISS*	1/22	* 16	1	4	.250	0	1	.000	2	2	1.000	2	2	4	3.5	1	1	0	0	1	4	8.4	
at Baylor	1/26	* 26	7	13	.538	0	2	.000	1	2	.500	1	1	2	3.4	2	1	1	1	0	15	8.8	
MISSISSIPPI STATE*	1/29	* 22	3	7	.429	0	2	.000	0	2	.000	2	6	8	3.7	2	1	1	3	0	6	8.7	
at Auburn*	2/2	* 17	1	2	.500	1	1	1.000	0	0	.000	0	3	3	3.6	2	0	4	1	0	3	8.4	
GEORGIA*	2/6	* 33	10	16	.625	5	7	.714	0	2	.000	1	5	6	3.7	2	2	3	0	0	25	9.1	
at Vanderbilt*	2/9	* 20	2	10	.200	1	5	.200	0	0	.000	1	3	4	3.7	1	1	0	1	0	5	9.0	
at Mississippi State*	2/12	* 25	5	13	.385	3	9	.333	0	0	.000	2	3	5	3.8	2	2	5	0	0	13	9.1	
FLORIDA*	2/16	* 24	1	8	.125	0	5	.000	2	3	.667	0	4	4	3.8	0	0	0	1	0	4	8.9	
at Texas A&M*	2/19	* 28	6	10	.600	1	4	.250	1	1	1.000	1	1	2	3.7	2	1	2	1	2	14	9.1	
VANDERBILT*	2/23	* 18	2	5	.400	2	5	.400	2	2	1.000	0	1	1	3.6	3	2	1	0	2	8	9.1	
at South Carolina*	2/26	* 22	4	9	.444	2	5	.400	1	2	.500	0	1	1	3.5	2	0	2	0	0	11	9.1	
LSU*	3/2	* 13	0	3	.000	0	2	.000	0	0	.000	1	2	3	3.5	2	0	1	0	0	0	8.8	
AUBURN*	3/5																						
at Arkansas*	3/9																						
at SEC Tournament	3/13-17																						

* indicates Southeastern Conference opponent

MACK'S CAREER STATS

YEAR	GP	GS	MIN	AVG	FG	FGA	PCT	3FG	3FGA	PCT	FT	FTA	PCT	OFF	DEF	TOT	AVG	PF	FO	AST	TO	BLK	STL	PTS	AVG
2015-16*	33	0	440	13.3	51	176	.290	34	114	.298	32	50	.640	19	47	66	2.0	42	11	18	9	8	168	5.1	
2016-17*	15	10	470		79	172	.459	34	87	.391	30	51	.588	21	51	72	4.8	24	12	21	8	7	222	14.8	
2017-18																									
2018-19	29	22	587	20.2	97	232	.418	38	121	.314	24	42	.571	27	75	102	3.5	47	0	27	40	13	8	256	8.8
TOTAL	77	32	1497	19.4	227	580	.391	106	322	.329	86	143	.601	67	173	240	3.1	113	0	50	79	30	23	646	8.4

MACK'S CAREER SEC STATS

YEAR	GP	GS	MIN	AVG	FG	FGA	PCT	3FG	3FGA	PCT	FT	FTA	PCT	OFF	DEF	TOT	AVG	PF	FO	AST	TO	BLK	STL	PTS	AVG
2017-18																									
2018-19	16	16	332	20.8	51	125	.408	22	65	.338	10	20	.500	13	49	62	3.9	26	0	15	24	8	6	134	8.4
TOTAL	16	16	332	20.8	51	125	.408	22	65	.338	10	20	.500	13	49	62	3.9	26	0	15	24	8	6	134	8.4

2018-19 BOX SCORES

GAME 9



Official Basketball Box Score -- Game Totals -- Final Statistics
Arizona vs Alabama
12/19/18 12 p.m. CT at Tuscaloosa, Ala. (Coleman Coliseum)



Arizona 73 • 7-3

Box score table for Arizona vs Alabama, Game 9. Columns: Player, FG-FGA, 3-Ptr FG-FGA, FT-FTA, Rebounds (Off, Def, Tot), PF, TP, A TO, Blk, Stl, Min.

FG % 1st Half: 12-38 31.6%, 2nd half: 17-32 53.1%, Game: 29-70 41.4%
3FG % 1st Half: 4-14 28.6%, 2nd half: 5-10 50.0%, Game: 9-24 37.5%
FT % 1st Half: 2-4 50.0%, 2nd half: 4-5 80.0%, Game: 6-9 66.7%

Alabama 76 • 6-3

Box score table for Alabama vs Arizona, Game 9. Columns: Player, FG-FGA, 3-Ptr FG-FGA, FT-FTA, Rebounds (Off, Def, Tot), PF, TP, A TO, Blk, Stl, Min.

FG % 1st Half: 15-32 46.9%, 2nd half: 11-24 45.8%, Game: 26-56 46.4%
3FG % 1st Half: 4-9 44.4%, 2nd half: 4-10 40.0%, Game: 8-19 42.1%
FT % 1st Half: 5-6 83.3%, 2nd half: 11-22 50.0%, Game: 16-28 57.1%

Officials: Doug Shows, Don Daily, Patrick Evans
Technical fouls: Arizona-None. Alabama-None.
Attendance: 9581

Score by periods table for Game 9 showing 1st, 2nd, and Total scores for both teams.

Last FG - ARIZ 2nd-00:07, UA 2nd-00:13.
Largest lead - ARIZ by 4 1st-17:42, UA by 19 1st-07:05.
ARIZ led for 05:16. UA led for 31:43. Game was tied for 03:01.

GAME 10

Official Basketball Box Score -- Game Totals -- Final Statistics
Liberty vs Alabama
12/18/18 7 p.m. at Von Braun Center (Huntsville, Ala.)

Liberty 75 • 9-3

Box score table for Liberty vs Alabama, Game 10. Columns: Player, FG-FGA, 3-Ptr FG-FGA, FT-FTA, Rebounds (Off, Def, Tot), PF, TP, A TO, Blk, Stl, Min.

FG % 1st Half: 12-30 40.0%, 2nd half: 13-27 48.1%, Game: 25-57 43.9%
3FG % 1st Half: 5-11 45.5%, 2nd half: 6-12 50.0%, Game: 11-23 47.8%
FT % 1st Half: 4-7 57.1%, 2nd half: 10-10 100.0%, Game: 14-17 82.4%

Alabama 84 • 7-3

Box score table for Alabama vs Liberty, Game 10. Columns: Player, FG-FGA, 3-Ptr FG-FGA, FT-FTA, Rebounds (Off, Def, Tot), PF, TP, A TO, Blk, Stl, Min.

FG % 1st Half: 11-24 45.8%, 2nd half: 15-26 57.7%, Game: 26-50 52.0%
3FG % 1st Half: 2-7 28.6%, 2nd half: 5-10 50.0%, Game: 7-17 41.2%
FT % 1st Half: 10-18 55.6%, 2nd half: 15-21 71.4%, Game: 25-39 64.1%

Officials: Joe Lindsey, Mike Nance, K.B. Burdett Jr.
Technical fouls: Liberty-None. Alabama-None.
Attendance: 5781
2018 Rocket City Classic

Score by periods table for Game 10 showing 1st, 2nd, and Total scores for both teams.

Last FG - LIBERTY 2nd-00:48, UA 2nd-01:52.
Largest lead - LIBERTY by 2 1st-18:48, UA by 14 2nd-01:52.
LIBERTY led for 02:13. UA led for 34:30. Game was tied for 03:17.

GAME 11



Official Basketball Box Score -- Game Totals -- Final Statistics
Penn State vs Alabama
12/21/18 8 p.m. CT at Tuscaloosa, Ala. (Coleman Coliseum)



Penn State 64 • 6-6

Box score table for Penn State vs Alabama, Game 11. Columns: Player, FG-FGA, 3-Ptr FG-FGA, FT-FTA, Rebounds (Off, Def, Tot), PF, TP, A TO, Blk, Stl, Min.

FG % 1st Half: 11-31 35.5%, 2nd half: 15-37 40.5%, Game: 26-68 38.2%
3FG % 1st Half: 5-13 38.5%, 2nd half: 2-12 16.7%, Game: 7-25 28.0%
FT % 1st Half: 0-0 0.0%, 2nd half: 5-5 100.0%, Game: 5-5 100.0%

Alabama 73 • 8-3

Box score table for Alabama vs Penn State, Game 11. Columns: Player, FG-FGA, 3-Ptr FG-FGA, FT-FTA, Rebounds (Off, Def, Tot), PF, TP, A TO, Blk, Stl, Min.

FG % 1st Half: 14-28 50.0%, 2nd half: 14-25 56.0%, Game: 28-53 52.8%
3FG % 1st Half: 2-4 50.0%, 2nd half: 2-6 33.3%, Game: 4-10 40.0%
FT % 1st Half: 3-5 60.0%, 2nd half: 10-16 62.5%, Game: 13-21 61.9%

Officials: Doug Shows, Michael Roberts, Chuck Jones
Technical fouls: Penn State-None. Alabama-None.
Attendance: 10142

Score by periods table for Game 11 showing 1st, 2nd, and Total scores for both teams.

Last FG - PSU 2nd-01:22, UA 2nd-02:16.
Largest lead - PSU by 14 1st-09:35, UA by 12 2nd-15:53.
PSU led for 11:57. UA led for 26:06. Game was tied for 01:57.

GAME 12



Official Basketball Box Score -- Game Totals -- Final Statistics
Alabama vs SFA
12/30/18 5:00 pm at Nacogdoches, Texas (Johnson Arena)



Alabama 79 • 9-3

Box score table for Alabama vs SFA, Game 12. Columns: Player, FG-FGA, 3-Ptr FG-FGA, FT-FTA, Rebounds (Off, Def, Tot), PF, TP, A TO, Blk, Stl, Min.

FG % 1st Half: 16-36 44.4%, 2nd half: 11-25 44.0%, Game: 27-61 44.3%
3FG % 1st Half: 7-19 36.8%, 2nd half: 4-12 33.3%, Game: 11-31 35.5%
FT % 1st Half: 2-2 100.0%, 2nd half: 12-18 66.7%, Game: 14-20 70.0%

SFA 69 • 7-5

Box score table for SFA vs Alabama, Game 12. Columns: Player, FG-FGA, 3-Ptr FG-FGA, FT-FTA, Rebounds (Off, Def, Tot), PF, TP, A TO, Blk, Stl, Min.

FG % 1st Half: 15-37 40.5%, 2nd half: 14-31 45.2%, Game: 29-68 42.6%
3FG % 1st Half: 4-13 30.8%, 2nd half: 2-6 33.3%, Game: 6-19 31.6%
FT % 1st Half: 0-1 0.0%, 2nd half: 5-7 71.4%, Game: 5-8 62.5%

Officials: Keith Kimble, Joe Lindsay, Doug Shows
Technical fouls: Alabama-None. SFA-None.
Attendance: 7203
2018-19 Men's Basketball. Round: 0. Alabama vs SFA. Played at .

Score by periods table for Game 12 showing 1st, 2nd, and Total scores for both teams.

Last FG - UA 2nd-02:37, SFA 2nd-03:40.
Largest lead - UA by 12 2nd-16:17, SFA by 4 1st-14:13.
UA led for 31:11. SFA led for 05:27. Game was tied for 03:22.

2018-19 BOX SCORES

GAME 25

Official Basketball Box Score -- Game Totals -- Final Statistics
Florida vs Alabama
2/16/19 1 p.m. CT at Tuscaloosa, Ala. (Coleman Coliseum)

Florida 71 • 14-11, 6-6

Table with 15 columns: Player, FG-FGA, 3-Ptr, FT-FTA, Rebounds, PF, TP, A, TO, Blk, Stl, Min. Lists stats for Johnson, Keyontae, Hayes, Kevarrius, Nembhard, Andrew, Allen, KeVaughn, Locke, Noah, Okauru, Mike, Hudson, Jalen, Stokes, Isaiah, Bassett, Dontay, Ballard, Deandrae, and Team.

FG % 1st Half: 15-28 53.6% 2nd half: 12-22 54.5% Game: 27-50 54.0%
3FG % 1st Half: 4-12 33.3% 2nd half: 2-7 28.6% Game: 6-19 31.6%
FT % 1st Half: 1-2 50.0% 2nd half: 10-12 83.3% Game: 11-14 78.6%

Alabama 53 • 15-10, 6-6

Table with 15 columns: Player, FG-FGA, 3-Ptr, FT-FTA, Rebounds, PF, TP, A, TO, Blk, Stl, Min. Lists stats for Hall, Donta, Mack, Tevin, Lewis Jr., Kira, Jones, Herbert, Ingram, Dazon, Norris, Riley, Reese, Alex, Johnson Jr., Avery, Petty, John, Schaffer, Lawson, Smith, Galin, and Team.

FG % 1st Half: 10-22 45.5% 2nd half: 9-21 42.9% Game: 19-43 44.2%
3FG % 1st Half: 3-10 30.0% 2nd half: 2-9 22.2% Game: 5-19 26.3%
FT % 1st Half: 3-8 37.5% 2nd half: 7-14 50.0% Game: 10-22 45.5%

Officials: Joe Lindsay, Jeffrey Anderson, Rob Rorke
Technical fouls: Florida-None. Alabama-None.
Attendance: 12148

Score by periods table with columns: 1st, 2nd, Total for Florida (35, 36, 71) and Alabama (26, 27, 53).

Last FG - UF 2nd-01:14, UA 2nd-04:53.
Largest lead - UF by 18 2nd-02:59, UA None.
UF led for 39:41, UA led for 00:00. Game was tied for 00:19.

GAME 26

Official Basketball Box Score -- Game Totals -- Final Statistics
Alabama vs Texas A&M
02/19/19 8:00 PM at Reed Arena - College Station, Texas

Alabama 56 • 15-11, 6-7 SEC

Table with 15 columns: Player, FG-FGA, 3-Ptr, FT-FTA, Rebounds, PF, TP, A, TO, Blk, Stl, Min. Lists stats for Hall, Donta, Lewis Jr., Kira, Ingram, Dazon, Mack, Tevin, Norris, Riley, Giddens, Daniel, Johnson Jr., Avery, Jones, Herbert, and Team.

FG % 1st Half: 12-28 42.9% 2nd half: 11-29 37.9% Game: 23-57 40.4%
3FG % 1st Half: 5-12 41.7% 2nd half: 1-11 9.1% Game: 6-23 26.1%
FT % 1st Half: 1-2 50.0% 2nd half: 3-5 60.0% Game: 4-7 57.1%

Texas A&M 65 • 11-14, 4-9 SEC

Table with 15 columns: Player, FG-FGA, 3-Ptr, FT-FTA, Rebounds, PF, TP, A, TO, Blk, Stl, Min. Lists stats for Flagg, Savion, Mitchell, Wendell, Collins, Chris, Mahan, Brandon, Mekowulu, Christian, Chandler, Jay Jay, Starks, TJ, Walker, John, Nebo, Josh, and Team.

FG % 1st Half: 7-26 26.9% 2nd half: 15-28 53.6% Game: 22-54 40.7%
3FG % 1st Half: 2-13 15.4% 2nd half: 4-10 40.0% Game: 6-23 26.1%
FT % 1st Half: 8-9 88.9% 2nd half: 7-7 100.0 Game: 15-16 93.8%

Officials: Anthony Jordan, Lamar Simpson, Lee Cassell
Technical fouls: Alabama-None. Texas A&M-None.
Attendance: 5459

Score by periods table with columns: 1st, 2nd, Total for Alabama (30, 26, 56) and Texas A&M (24, 41, 65).

Last FG - UA 2nd-01:15, TAMU 2nd-00:35.
Largest lead - UA by 12 2nd-12:28, TAMU by 9 2nd-00:19.
UA led for 26:32, TAMU led for 09:54. Game was tied for 03:34.

GAME 27

Official Basketball Box Score -- Game Totals -- Final Statistics
Vanderbilt vs Alabama
2/23/19 5 p.m. CT at Tuscaloosa, Ala. (Coleman Coliseum)



Vanderbilt 61 • 9-15, 0-14

Table with 15 columns: Player, FG-FGA, 3-Ptr, FT-FTA, Rebounds, PF, TP, A, TO, Blk, Stl, Min. Lists stats for SHITTU, Simisola, BROWN, Clevon, NESMITH, Aaron, RYAN, Mat, LEE, Saben, WETZELL, Yanni, TOYE, Joe, EVANS, Maxwell, MOYER, Matthew, and Team.

FG % 1st Half: 8-26 30.8% 2nd half: 15-27 55.6% Game: 23-53 43.4%
3FG % 1st Half: 1-8 12.5% 2nd half: 3-9 33.3% Game: 4-17 23.5%
FT % 1st Half: 3-6 50.0% 2nd half: 8-10 80.0% Game: 11-16 68.8%

Alabama 68 • 16-11, 7-7

Table with 15 columns: Player, FG-FGA, 3-Ptr, FT-FTA, Rebounds, PF, TP, A, TO, Blk, Stl, Min. Lists stats for Hall, Donta, Mack, Tevin, Lewis Jr., Kira, Ingram, Dazon, Petty, John, Norris, Riley, Giddens, Daniel, Jones, Herbert, and Team.

FG % 1st Half: 13-31 41.9% 2nd half: 11-26 42.3% Game: 24-57 42.1%
3FG % 1st Half: 6-15 40.0% 2nd half: 3-9 33.3% Game: 9-24 37.5%
FT % 1st Half: 3-4 75.0% 2nd half: 8-15 53.3% Game: 11-19 57.9%

Officials: Pat Adams, Wil Howard, Owen Shortt
Technical fouls: Vanderbilt-None. Alabama-None.
Attendance: 11020

Score by periods table with columns: 1st, 2nd, Total for Vanderbilt (20, 41, 61) and Alabama (35, 33, 68).

Last FG - UV 2nd-00:07, UA 2nd-03:04.
Largest lead - UV by 2 1st-19:54, UA by 23 2nd-11:17.
UV led for 00:15, UA led for 39:19. Game was tied for 00:06.

GAME 28

Official Basketball Box Score -- Game Totals -- Final Statistics
Alabama vs South Carolina
2/26/19 7 p.m. ET at Columbia, S.C. (Colonial Life Arena)



Alabama 68 • 17-11, 8-7 SEC

Table with 15 columns: Player, FG-FGA, 3-Ptr, FT-FTA, Rebounds, PF, TP, A, TO, Blk, Stl, Min. Lists stats for Hall, Donta, Mack, Tevin, Lewis Jr., Kira, Ingram, Dazon, Petty, John, Norris, Riley, Giddens, Daniel, Jones, Herbert, Smith, Galin, and Team.

FG % 1st Half: 13-31 41.9% 2nd half: 11-25 44.0% Game: 24-56 42.9%
3FG % 1st Half: 3-9 33.3% 2nd half: 3-8 37.5% Game: 6-17 35.3%
FT % 1st Half: 2-7 28.6% 2nd half: 12-15 80.0% Game: 14-22 63.6%

South Carolina 62 • 14-14, 9-6 SEC

Table with 15 columns: Player, FG-FGA, 3-Ptr, FT-FTA, Rebounds, PF, TP, A, TO, Blk, Stl, Min. Lists stats for KOTSAR, Maik, BRYANT, Keyshawn, SILVA, Chris, LAWSON, A.J., CAMPBELL, Tre, GRAVETT, Hassani, HAASE, Felipe, FRINK, Alanzo, and Team.

FG % 1st Half: 7-33 21.2% 2nd half: 13-32 40.6% Game: 20-65 30.8%
3FG % 1st Half: 1-9 11.1% 2nd half: 3-10 30.0% Game: 4-19 21.1%
FT % 1st Half: 10-12 83.3% 2nd half: 8-11 72.7% Game: 18-23 78.3%

Officials: Joe Lindsay, Todd Austin, Stephen Anderson
Technical fouls: Alabama-None. South Carolina-None.
Attendance: 11164

Score by periods table with columns: 1st, 2nd, Total for Alabama (31, 37, 68) and South Carolina (25, 37, 62).

Last FG - UA 2nd-02:19, SC 2nd-00:30.
Largest lead - UA by 13 1st-03:38, SC by 5 2nd-07:15.
UA led for 34:08, SC led for 03:41. Game was tied for 02:03.

2018-19 BOX SCORES

GAME 29

Official Basketball Box Score -- Game Totals -- Final Statistics
 LSU vs Alabama
 3/2/19 11 a.m. CT at Tuscaloosa, Ala. (Coleman Coliseum)

LSU 74 • 24-5, 14-2

#	Player	Total		3-Ptr	Rebounds			PF	TP	A	TO	Blk	Stl	Min	
		FG-FGA	FG-FGA	FT-FTA	Off	Def	Tot								
00	Reid, Naz	f	6-15	0-3	0-2	2	11	13	4	12	0	3	0	0	30
11	Bigby-Williams, K.	f	3-8	0-0	1-3	3	3	6	4	7	0	0	1	0	23
01	Smart, Ja'Vonte	g	8-17	2-5	1-2	0	1	1	1	19	4	1	0	2	39
04	Mays, Skylar	g	6-11	0-3	8-8	1	5	6	0	20	3	1	0	3	38
14	Taylor, Marlon	g	1-5	0-1	2-2	3	2	5	4	4	1	1	0	0	18
03	Waters, Tremont	g	2-6	1-3	0-0	1	1	2	1	5	3	1	1	4	24
22	Days, Darius	g	2-4	1-2	0-3	1	7	8	4	5	0	0	0	0	17
24	Williams, Emmitt	g	0-0	0-0	2-2	2	1	3	5	2	0	3	1	0	11
Team						1	3	4				1			
Totals			28-66	4-17	14-22	14	34	48	23	74	11	11	3	9	200

FG % 1st Half: 11-32 34.4% 2nd half: 17-34 50.0% Game: 28-66 42.4% Deadball Rebounds 4
 3FG % 1st Half: 3-11 27.3% 2nd half: 1-6 16.7% Game: 4-17 23.5%
 FT % 1st Half: 4-11 36.4% 2nd half: 10-11 90.9% Game: 14-22 63.6%

Alabama 69 • 17-12, 8-8

#	Player	Total		3-Ptr	Rebounds			PF	TP	A	TO	Blk	Stl	Min	
		FG-FGA	FG-FGA	FT-FTA	Off	Def	Tot								
00	Hall, Donta	f	6-7	0-0	2-5	3	7	10	2	14	0	1	1	0	31
34	Mack, Tevin	f	0-3	0-2	0-0	1	2	3	2	0	0	1	0	0	13
02	Lewis Jr., Kira	g	3-16	0-4	1-2	1	3	4	3	7	4	3	0	0	38
12	Ingram, Dazon	g	0-4	0-2	1-2	0	1	1	3	1	0	2	0	0	12
23	Petty Jr., John	g	6-13	5-9	6-8	1	3	4	1	23	2	2	0	0	38
01	Norris, Riley	g	5-10	1-5	2-2	3	6	9	4	13	0	1	0	0	32
04	Giddens, Daniel	g	0-1	0-1	0-2	1	2	3	1	0	0	1	0	0	5
05	Johnson Jr., Avery	g	0-0	0-0	0-0	0	0	0	0	0	0	0	0	0	1
10	Jones, Herbert	g	4-10	2-3	1-2	1	2	3	3	11	5	1	2	1	25
30	Smith, Galin	g	0-0	0-0	0-0	0	2	2	1	0	0	1	0	0	5
Team						1	0	1							
Totals			24-64	8-26	13-23	12	28	40	20	69	11	13	3	1	200

FG % 1st Half: 9-31 29.0% 2nd half: 15-33 45.5% Game: 24-64 37.5% Deadball Rebounds 4
 3FG % 1st Half: 4-14 28.6% 2nd half: 4-12 33.3% Game: 8-26 30.8%
 FT % 1st Half: 6-14 42.9% 2nd half: 7-9 77.8% Game: 13-23 56.5%

Officials: Jason Baker, Patrick Evans, William Covington
 Technical fouls: LSU-Days, Darius. Alabama-Jones, Herbert; Team.
 Attendance: 11570

Score by periods	1st	2nd	Total
LSU	29	45	74
Alabama	28	41	69

	In	Off	2nd	Fast	Bench
Points	Paint	T/O	Chance	Break	
LSU	40	13	13	10	12
UA	30	11	10	4	24

Last FG - LSU 2nd-00:41, UA 2nd-00:10.
 Largest lead - LSU by 11 1st-09:43, UA by 6 2nd-11:20.
 LSU led for 31:07. UA led for 07:44. Game was tied for 01:07.

Score tied - 2 times.
 Lead changed - 8 times.

2018-19 CUME STATS



2018-19 Alabama Men's Basketball
Alabama Combined Team Statistics (as of Mar 02, 2019)
All games



RECORD:	OVERALL	HOME	AWAY	NEUTRAL
ALL GAMES	17-12	10-4	4-7	3-1
CONFERENCE	8-8	5-3	3-5	0-0
NON-CONFERENCE	9-4	5-1	1-2	3-1

##	Player	gp-gs	min	avg	Total		3-Point		F-Throw		Rebounds				pf	dq	a	to	blk	stl	pts	avg		
					fg-fga	fg%	3fg-fga	3fg%	ft-fga	ft%	off	def	tot	avg										
02	Lewis Jr., Kira	29-29	921	31.8	138-315	.438	49-133	.368	82-104	.788	10	62	72	2.5	54	0	85	62	8	23	407	14.0		
00	Hall, Donta	29-29	764	26.3	122-190	.642	1-1	1.000	77-107	.720	79	170	249	8.6	55	0	17	28	52	14	322	11.1		
23	Petty, John	29-15	852	29.4	106-252	.421	52-150	.347	50-70	.714	19	105	124	4.3	32	0	53	55	14	13	314	10.8		
34	Mack, Tevin	29-22	587	20.2	97-232	.418	38-121	.314	24-42	.571	27	75	102	3.5	47	0	27	40	13	8	256	8.8		
12	Ingram, Dazon	28-18	643	23.0	61-132	.462	15-37	.405	67-96	.698	25	85	110	3.9	79	3	72	60	3	16	204	7.3		
01	Norris, Riley	21-0	425	20.2	45-105	.429	27-71	.380	31-41	.756	22	51	73	3.5	41	2	12	13	4	9	148	7.0		
10	Jones, Herbert	29-25	619	21.3	64-154	.416	5-16	.313	45-92	.489	33	73	106	3.7	84	4	59	52	18	26	178	6.1		
03	Reese, Alex	24-0	303	12.6	41-107	.383	17-53	.321	34-43	.791	19	33	52	2.2	25	0	11	20	11	9	133	5.5		
30	Smith, Galin	25-7	291	11.6	37-71	.521	0-0	.000	13-28	.464	24	30	54	2.2	44	0	2	23	9	3	87	3.5		
04	Giddens, Daniel	13-0	108	8.3	10-27	.370	0-1	.000	7-18	.389	12	12	24	1.8	21	0	5	11	6	0	27	2.1		
05	Johnson Jr, Avery	27-0	268	9.9	18-64	.281	3-24	.125	7-8	.875	4	20	24	0.9	22	0	19	9	0	6	46	1.7		
21	Johnson, Britton	5-0	3	0.6	0-0	.000	0-0	.000	0-0	.000	0	1	1	0.2	0	0	0	0	1	0	0	0.0		
24	Schaffer, Lawson	7-0	13	1.9	0-4	.000	0-3	.000	0-0	.000	0	1	1	0.1	2	0	0	1	0	0	0	0.0		
15	Barnes, Tyler	3-0	3	1.0	0-2	.000	0-0	.000	0-0	.000	0	0	0	0.0	0	0	0	0	1	0	0	0.0		
Team											46	50	96											
Total.....		29	5800		739-1655	.447	207-610	.339	437-649	.673	320	768	1088	37.5	506	9	362	388	140	127	2122	73.2		
Opponents.....		29	5800		755-1720	.439	182-555	.328	383-543	.705	286	707	993	34.2	565	-	325	351	116	174	2075	71.6		

TEAM STATISTICS	UA	OPP	Date	Opponent	Score	Att.
SCORING	2122	2075	11/6/18	SOUTHERN	W 82-62	9793
Points per game	73.2	71.6	11/11/18	APPALACHIAN STATE	W 81-73	9701
Scoring margin	+1.6	-	11/15/18	vs Northeastern	L 52-68	2648
FIELD GOALS-ATT	739-1655	755-1720	11/16/18	vs Ball State	W 79-61	2752
Field goal pct	.447	.439	11/18/18	vs Wichita State	W 90-86	2862
3 POINT FG-ATT	207-610	182-555	11/26/18	MURRAY STATE	W 78-72	9004
3-point FG pct	.339	.328	11/29/18	at UCF	L 64-70	4449
3-pt FG made per game	7.1	6.3	12/4/18	GEORGIA STATE	L 80-83	9076
FREE THROWS-ATT	437-649	383-543	12/9/18	ARIZONA	W 76-73	9581
Free throw pct	.673	.705	12/18/18	vs Liberty	W 84-75	5781
F-Throws made per game	15.1	13.2	12/21/18	PENN STATE	W 73-64	10142
REBOUNDS	1088	993	12/30/18	at SFA	W 79-69	7203
Rebounds per game	37.5	34.2	* 1/5/19	KENTUCKY	W 77-75	12424
Rebounding margin	+3.3	-	* 1/8/19	at LSU	L 79-88	9718
ASSISTS	362	325	* 1/12/19	TEXAS A&M	L 80-81	12288
Assists per game	12.5	11.2	* 1/16/19	at Mizzou	W 70-60	8530
TURNOVERS	388	351	* 1/19/19	at Tennessee	L 68-71	21957
Turnovers per game	13.4	12.1	* 1/22/19	OLE MISS	W 74-53	10710
Turnover margin	-1.3	-	1/26/19	at Baylor	L 68-73	7094
Assist/turnover ratio	0.9	0.9	* 1/29/19	MISSISSIPPI STATE	W 83-79	11632
STEALS	127	174	* 2/2/19	at Auburn	L 63-84	9121
Steals per game	4.4	6.0	* 2/6/19	GEORGIA	W 89-74	10541
BLOCKS	140	116	* 2/9/19	at Vanderbilt	W 77-67	10539
Blocks per game	4.8	4.0	* 2/12/19	at Mississippi State	L 62-81	8022
ATTENDANCE	149630	117299	* 2/16/19	FLORIDA	L 53-71	12148
Home games-Avg/Game	14-10688	11-9387	* 2/19/19	at Texas A&M	L 56-65	5459
Neutral site-Avg/Game	-	4-3511	* 2/23/19	VANDERBILT	W 68-61	11020
Score by Periods	1st 2nd Totals		* 2/26/19	at South Carolina	W 68-62	11164
Alabama	1021 1101 2122		* 3/2/19	LSU	L 69-74	11570
Opponents	932 1143 2075					

* = Conference game

2018-19 SEC STATS



2018-19 Alabama Men's Basketball
Alabama Combined Team Statistics (as of Mar 02, 2019)
Conference games only



RECORD:	OVERALL	HOME	AWAY	NEUTRAL
ALL GAMES	8-8	5-3	3-5	0-0
CONFERENCE	8-8	5-3	3-5	0-0
NON-CONFERENCE	0-0	0-0	0-0	0-0

#	Player	gp-gs	min	avg	Total		3-Point		F-Throw		Rebounds				pf	dq	a	to	blk	stl	pts	avg		
					fg-fga	fg%	3fg-fga	3fg%	ft-fa	ft%	off	def	tot	avg										
02	Lewis Jr., Kira	16-16	518	32.4	71-175	.406	27-77	.351	43-57	.754	2	38	40	2.5	22	0	42	38	3	11	212	13.3		
23	Petty, John	16-4	449	28.1	62-138	.449	30-79	.380	25-36	.694	10	51	61	3.8	17	0	29	29	9	8	179	11.2		
00	Hall, Donta	16-16	436	27.3	70-107	.654	1-1	1.000	37-55	.673	43	101	144	9.0	36	0	8	14	22	9	178	11.1		
34	Mack, Tevin	16-16	332	20.8	51-125	.408	22-65	.338	10-20	.500	13	49	62	3.9	26	0	15	24	8	6	134	8.4		
12	Ingram, Dazon	16-16	371	23.2	33-85	.388	10-30	.333	33-47	.702	13	41	54	3.4	41	0	42	34	1	10	109	6.8		
01	Norris, Riley	16-0	342	21.4	30-81	.370	18-56	.321	28-36	.778	16	44	60	3.8	35	2	10	10	2	8	106	6.6		
10	Jones, Herbert	16-12	312	19.5	34-75	.453	2-5	.400	20-38	.526	17	32	49	3.1	42	1	34	26	8	12	90	5.6		
03	Reese, Alex	11-0	118	10.7	13-38	.342	6-18	.333	11-14	.786	8	15	23	2.1	11	0	2	8	8	0	43	3.9		
30	Smith, Galin	12-0	103	8.6	16-33	.485	0-0	.000	4-11	.364	12	10	22	1.8	19	0	0	9	2	3	36	3.0		
04	Giddens, Daniel	9-0	82	9.1	8-20	.400	0-1	.000	4-11	.364	4	8	12	1.3	14	0	3	5	6	0	20	2.2		
05	Johnson Jr, Avery	14-0	127	9.1	10-33	.303	3-14	.214	6-6	1.000	2	7	9	0.6	9	0	6	5	0	2	29	2.1		
15	Barnes, Tyler	1-0	1	1.0	0-1	.000	0-0	.000	0-0	.000	0	0	0	0.0	0	0	0	0	1	0	0	0.0		
21	Johnson, Britton	3-0	1	0.3	0-0	.000	0-0	.000	0-0	.000	0	1	1	0.3	0	0	0	0	1	0	0	0.0		
24	Schaffer, Lawson	5-0	8	1.6	0-4	.000	0-3	.000	0-0	.000	0	1	1	0.2	2	0	0	0	0	0	0	0.0		
Team											25	26	51	7										
Total.....		16	3200	398-915		.435	119-349	.341	221-331	.668	165	424	589	36.8	274	3	191	209	71	69	1136	71.0		
Opponents.....		16	3200	417-956		.436	95-302	.315	217-305	.711	164	406	570	35.6	294	-	186	186	66	99	1146	71.6		

TEAM STATISTICS	UA	OPP	Date	Opponent	Score	Att.
SCORING	1136	1146	* 1/5/19	KENTUCKY	W 77-75	12424
Points per game	71.0	71.6	* 1/8/19	at LSU	L 79-88	9718
Scoring margin	-0.6	-	* 1/12/19	TEXAS A&M	L 80-81	12288
FIELD GOALS-ATT	398-915	417-956	* 1/16/19	at Mizzou	W 70-60	8530
Field goal pct	.435	.436	* 1/19/19	at Tennessee	L 68-71	21957
3 POINT FG-ATT	119-349	95-302	* 1/22/19	OLE MISS	W 74-53	10710
3-point FG pct	.341	.315	* 1/29/19	MISSISSIPPI STATE	W 83-79	11632
3-pt FG made per game	7.4	5.9	* 2/2/19	at Auburn	L 63-84	9121
FREE THROWS-ATT	221-331	217-305	* 2/6/19	GEORGIA	W 89-74	10541
Free throw pct	.668	.711	* 2/9/19	at Vanderbilt	W 77-67	10539
F-Throws made per game	13.8	13.6	* 2/12/19	at Mississippi State	L 62-81	8022
REBOUNDS	589	570	* 2/16/19	FLORIDA	L 53-71	12148
Rebounds per game	36.8	35.6	* 2/19/19	at Texas A&M	L 56-65	5459
Rebounding margin	+1.2	-	* 2/23/19	VANDERBILT	W 68-61	11020
ASSISTS	191	186	* 2/26/19	at South Carolina	W 68-62	11164
Assists per game	11.9	11.6	* 3/2/19	LSU	L 69-74	11570
TURNOVERS	209	186	* = Conference game			
Turnovers per game	13.1	11.6				
Turnover margin	-1.4	-				
Assist/turnover ratio	0.9	1.0				
STEALS	69	99				
Steals per game	4.3	6.2				
BLOCKS	71	66				
Blocks per game	4.4	4.1				
ATTENDANCE	92333	84510				
Home games-Avg/Game	8-11542	8-10564				
Neutral site-Avg/Game	-	0-0				

Score by Periods	1st	2nd	Totals
Alabama	543	593	1136
Opponents	533	613	1146

2018-19 TEAM STATS



2018-19 Alabama Men's Basketball
Alabama Overall Team Statistics (as of Mar 02, 2019)
All games



TEAM STATISTICS	UA	OPP
SCORING	2122	2075
Points per game	73.2	71.6
Scoring margin	+1.6	-
FIELD GOALS-ATT	739-1655	755-1720
Field goal pct	.447	.439
3 POINT FG-ATT	207-610	182-555
3-point FG pct	.339	.328
3-pt FG made per game	7.1	6.3
FREE THROWS-ATT	437-649	383-543
Free throw pct	.673	.705
F-Throws made per game	15.1	13.2
REBOUNDS	1088	993
Rebounds per game	37.5	34.2
Rebounding margin	+3.3	-
ASSISTS	362	325
Assists per game	12.5	11.2
TURNOVERS	388	351
Turnovers per game	13.4	12.1
Turnover margin	-1.3	-
Assist/turnover ratio	0.9	0.9
STEALS	127	174
Steals per game	4.4	6.0
BLOCKS	140	116
Blocks per game	4.8	4.0
WINNING STREAK	0	-
Home win streak	0	-
ATTENDANCE	149630	117299
Home games-Avg/Game	14-10688	11-9387
Neutral site-Avg/Game	-	4-3511

Score by Periods	1st	2nd	Totals
Alabama	1021	1101	2122
Opponents	932	1143	2075

2018-19 POINTS-REBOUNDS-ASSISTS



2018-19 Alabama Men's Basketball
Alabama Points-Rebounds-Assists (as of Mar 02, 2019)
All games



Opponent	Date	Score	00		01		02		03		04		05		10	
			HALL,DONTA	NORRIS,RIL	LEWIS JR.,	REESE,ALEX	GIDDENS,DA	JOHNSON JR	JONES,HERB							
SOUTHERN	11/6/18	82-62	w	20-5-1	DNP	6-2-7	8-1-1	2-6-0	1-5-3	8-9-1						
APPALACHIAN STATE	11/11/18	81-73	w	12-12-0	DNP	21-4-1	5-3-0	4-5-0	2-0-0	10-4-4						
vs Northeastern	11/15/18	52-68	L	0-3-2	DNP	7-0-1	0-0-1	0-0-1	2-2-0	8-3-0						
vs Ball State	11/16/18	79-61	w	12-12-1	DNP	8-2-3	0-1-0	DNP	0-0-2	13-3-3						
vs Wichita State	11/18/18	90-86	w	2-1-1	DNP	24-4-2	19-2-1	DNP	0-2-1	13-6-1						
MURRAY STATE	11/26/18	78-72	w	2-6-0	DNP	20-2-3	9-0-1	DNP	4-0-1	7-8-4						
at UCF	11/29/18	64-70	L	11-9-0	DNP	14-2-2	14-3-2	1-1-1	2-0-1	7-6-1						
GEORGIA STATE	12/4/18	80-83	L	11-11-2	4-1-0	19-3-1	9-4-0	DNP	0-0-1	1-5-2						
ARIZONA	12/9/18	76-73	w	13-9-0	DNP	20-2-1	15-8-3	DNP	2-2-1	0-1-1						
vs Liberty	12/18/18	84-75	w	21-5-1	1-4-0	17-3-4	7-3-0	DNP	2-1-0	8-3-2						
PENN STATE	12/21/18	73-64	w	17-11-1	7-0-0	7-1-4	2-1-0	DNP	0-2-0	8-4-2						
at SFA	12/30/18	79-69	w	12-14-0	14-6-0	17-2-8	0-0-0	DNP	2-0-2	5-2-1						
KENTUCKY	1/5/19	77-75	w	11-10-0	0-2-0	12-2-3	5-4-0	DNP	0-1-0	10-8-6						
at LSU	1/8/19	79-88	L	7-6-0	8-3-1	15-2-1	12-4-1	6-0-0	2-0-0	10-5-5						
TEXAS A&M	1/12/19	80-81	L	14-16-0	7-4-1	14-0-3	4-1-1	0-1-0	2-0-1	1-2-1						
at Mizzou	1/16/19	70-60	w	12-11-1	3-0-0	9-2-1	7-5-0	DNP	14-3-0	4-1-2						
at Tennessee	1/19/19	68-71	L	16-12-0	3-3-1	12-2-1	2-3-0	DNP	0-1-1	2-4-2						
OLE MISS	1/22/19	74-53	w	11-10-0	7-1-2	7-2-1	3-1-0	DNP	0-1-0	8-8-2						
at Baylor	1/26/19	68-73	L	11-7-0	16-2-2	15-5-6	2-3-0	DNP	0-1-1	0-3-3						
MISSISSIPPI STATE	1/29/19	83-79	w	19-7-2	11-5-1	9-3-3	1-2-0	DNP	2-2-0	8-2-2						
at Auburn	2/2/19	63-84	L	8-10-0	5-4-2	13-1-1	7-1-0	DNP	2-1-2	2-0-0						
GEORGIA	2/6/19	89-74	w	3-8-0	2-3-1	24-4-7	0-1-0	4-1-0	0-0-0	6-3-0						
at Vanderbilt	2/9/19	77-67	w	7-4-1	15-12-0	18-2-4	DNP	3-2-1	0-0-0	9-4-0						
at Mississippi State	2/12/19	62-81	L	11-7-2	3-1-0	17-5-2	2-1-0	0-0-0	0-0-0	4-1-3						
FLORIDA	2/16/19	53-71	L	10-7-0	0-2-0	14-2-2	0-0-0	DNP	5-0-0	3-0-1						
at Texas A&M	2/19/19	56-65	L	6-5-1	9-5-0	5-3-4	DNP	3-2-1	2-0-2	4-1-2						
VANDERBILT	2/23/19	68-61	w	14-11-1	9-3-0	19-1-2	DNP	0-1-0	DNP	5-3-0						
at South Carolina	2/26/19	68-62	w	15-10-0	11-3-1	17-5-3	DNP	4-2-1	DNP	3-4-3						
LSU	3/2/19	69-74	L	14-10-0	13-9-0	7-4-4	DNP	0-3-0	0-0-0	11-3-5						

Opponent	Date	Score	12		15		21		23		24		30		34	
			INGRAM,DAZ	BARNES,TYL	JOHNSON,BR	PETTY,JOHN	SCHAFFER,L	SMITH,GALI	MACK,TEVIN							
SOUTHERN	11/6/18	82-62	w	DNP	0-0-0	0-0-0	17-4-2	0-0-0	10-4-0	10-6-2						
APPALACHIAN STATE	11/11/18	81-73	w	8-8-0	DNP	DNP	13-4-1	DNP	4-2-0	2-2-1						
vs Northeastern	11/15/18	52-68	L	9-5-2	DNP	DNP	17-5-2	DNP	2-3-0	7-3-1						
vs Ball State	11/16/18	79-61	w	11-2-5	0-0-0	0-0-0	7-3-7	0-0-0	8-5-0	20-2-1						
vs Wichita State	11/18/18	90-86	w	8-4-5	DNP	DNP	13-5-2	DNP	6-1-0	5-4-1						
MURRAY STATE	11/26/18	78-72	w	9-4-2	DNP	DNP	16-7-0	DNP	4-3-1	7-4-0						
at UCF	11/29/18	64-70	L	5-6-4	DNP	DNP	5-8-1	DNP	1-1-0	4-3-2						
GEORGIA STATE	12/4/18	80-83	L	17-8-2	DNP	DNP	6-4-2	DNP	1-3-0	12-1-0						
ARIZONA	12/9/18	76-73	w	2-2-0	DNP	DNP	4-6-4	DNP	8-3-1	12-6-0						
vs Liberty	12/18/18	84-75	w	7-2-1	DNP	DNP	16-3-1	DNP	0-3-0	5-1-2						
PENN STATE	12/21/18	73-64	w	6-4-4	DNP	DNP	13-5-0	DNP	2-0-0	11-4-0						
at SFA	12/30/18	79-69	w	8-8-3	DNP	DNP	6-8-0	DNP	3-2-0	12-2-1						
KENTUCKY	1/5/19	77-75	w	11-4-4	DNP	DNP	6-1-0	DNP	0-2-0	22-5-1						
at LSU	1/8/19	79-88	L	2-2-3	DNP	DNP	9-8-3	DNP	2-1-0	6-2-0						
TEXAS A&M	1/12/19	80-81	L	6-4-3	DNP	DNP	22-4-1	DNP	DNP	10-9-2						
at Mizzou	1/16/19	70-60	w	9-2-3	DNP	DNP	5-3-1	DNP	4-2-0	3-4-1						
at Tennessee	1/19/19	68-71	L	3-4-5	DNP	DNP	30-1-2	DNP	0-5-0	0-1-1						
OLE MISS	1/22/19	74-53	w	9-5-1	0-0-0	0-1-0	15-1-1	0-1-0	10-3-0	4-4-1						
at Baylor	1/26/19	68-73	L	5-3-2	DNP	DNP	2-1-2	DNP	2-2-0	15-2-1						
MISSISSIPPI STATE	1/29/19	83-79	w	7-2-1	DNP	DNP	13-3-1	DNP	7-3-0	6-8-1						
at Auburn	2/2/19	63-84	L	3-2-4	DNP	DNP	18-4-3	DNP	2-0-0	3-3-0						
GEORGIA	2/6/19	89-74	w	11-3-3	DNP	0-0-0	8-5-0	0-0-0	6-2-0	25-6-2						
at Vanderbilt	2/9/19	77-67	w	12-4-1	DNP	DNP	8-1-3	0-0-0	DNP	5-4-1						
at Mississippi State	2/12/19	62-81	L	12-3-2	DNP	0-0-0	0-2-3	0-0-0	0-0-0	13-5-2						
FLORIDA	2/16/19	53-71	L	2-1-2	DNP	DNP	10-2-1	0-0-0	5-2-0	4-4-0						
at Texas A&M	2/19/19	56-65	L	6-4-2	DNP	DNP	7-6-2	DNP	DNP	14-2-1						
VANDERBILT	2/23/19	68-61	w	13-10-6	DNP	DNP	0-6-3	DNP	DNP	8-1-2						
at South Carolina	2/26/19	68-62	w	2-3-2	DNP	DNP	5-10-3	DNP	0-0-0	11-1-0						
LSU	3/2/19	69-74	L	1-1-0	DNP	DNP	23-4-2	DNP	0-2-0	0-3-0						

2018-19 TEAM GAME-BY-GAME



2018-19 Alabama Men's Basketball
Alabama Team Game-by-Game (as of Mar 02, 2019)
All games



TEAM STATISTICS

Opponent	Date	Score	Total		3-Pointers		Free throws		Rebounds				pf	a	t/o	blk	stl	pts	avg
			fg-fga	pct	3fg-fga	pct	ft-fa	pct	off	def	tot	avg							
SOUTHERN	11/6/18	82-62 W	27-55	.491	9-24	.375	19-28	.679	16	29	45	45.0	24	17	20	6	3	82	82.0
APPALACHIAN STATE	11/11/18	81-73 W	25-65	.385	5-16	.313	26-43	.605	21	24	45	45.0	23	7	10	4	9	81	81.5
vs Northeastern	11/15/18	52-68 L	19-51	.373	3-19	.158	11-15	.733	8	19	27	39.0	16	10	9	2	3	52	71.7
vs Ball State	11/16/18	79-61 W	33-65	.508	7-19	.368	6-9	.667	10	25	35	38.0	22	22	14	5	4	79	73.5
vs Wichita State	11/18/18	90-86 W	25-49	.510	9-19	.474	31-33	.939	8	24	32	36.8	19	14	12	1	1	90	76.8
MURRAY STATE	11/26/18	78-72 W	25-56	.446	5-18	.278	23-30	.767	15	25	40	37.3	16	12	21	10	7	78	77.0
at UCF	11/29/18	64-70 L	25-66	.379	5-24	.208	9-14	.643	19	27	46	38.6	24	14	14	5	3	64	75.1
GEORGIA STATE	12/4/18	80-83 L	26-56	.464	10-28	.357	18-31	.581	8	33	41	38.9	18	10	10	8	5	80	75.8
ARIZONA	12/9/18	76-73 W	26-56	.464	8-19	.421	16-28	.571	11	29	40	39.0	14	11	15	4	5	76	75.8
vs Liberty	12/18/18	84-75 W	26-50	.520	7-17	.412	25-39	.641	7	25	32	38.3	17	11	11	6	8	84	76.6
PENN STATE	12/21/18	73-64 W	28-53	.528	4-10	.400	13-21	.619	6	32	38	38.3	11	11	12	7	4	73	76.3
at SFA	12/30/18	79-69 W	27-61	.443	11-31	.355	14-20	.700	17	30	47	39.0	13	15	18	4	3	79	76.5
KENTUCKY	1/5/19	77-75 W	27-59	.458	10-23	.435	13-17	.765	7	33	40	39.1	16	14	17	4	2	77	76.5
at LSU	1/8/19	79-88 L	25-62	.403	7-24	.292	22-26	.846	16	20	36	38.9	20	14	15	2	6	79	76.7
TEXAS A&M	1/12/19	80-81 L	26-62	.419	10-27	.370	18-29	.621	13	32	45	39.3	25	13	8	7	1	80	76.9
at Mizzou	1/16/19	70-60 W	26-55	.473	6-18	.333	12-15	.800	9	28	37	39.1	15	9	10	3	2	70	76.5
at Tennessee	1/19/19	68-71 L	25-59	.424	10-26	.385	8-18	.444	12	29	41	39.2	20	13	13	4	3	68	76.0
OLE MISS	1/22/19	74-53 W	25-65	.385	7-22	.318	17-22	.773	20	24	44	39.5	16	8	9	9	9	74	75.9
at Baylor	1/26/19	68-73 L	29-57	.509	5-17	.294	5-7	.714	9	22	31	39.1	15	17	13	7	3	68	75.5
MISSISSIPPI STATE	1/29/19	83-79 W	30-61	.492	1-15	.067	22-36	.611	12	27	39	39.0	19	11	11	9	7	83	75.8
at Auburn	2/2/19	63-84 L	21-47	.447	8-19	.421	13-18	.722	8	21	29	38.6	16	12	21	3	4	63	75.2
GEORGIA	2/6/19	89-74 W	33-58	.569	7-18	.389	16-24	.667	7	30	37	38.5	14	13	12	3	6	89	75.9
at Vanderbilt	2/9/19	77-67 W	24-59	.407	12-24	.500	17-21	.810	11	31	42	38.7	19	11	13	5	4	77	75.9
at Mississippi State	2/12/19	62-81 L	22-51	.431	7-24	.292	11-12	.917	8	18	26	38.1	16	14	18	5	3	62	75.3
FLORIDA	2/16/19	53-71 L	19-43	.442	5-19	.263	10-22	.455	5	18	23	37.5	12	6	11	4	4	53	74.4
at Texas A&M	2/19/19	56-65 L	23-57	.404	6-23	.261	4-7	.571	7	24	31	37.3	13	15	13	3	4	56	73.7
VANDERBILT	2/23/19	68-61 W	24-57	.421	9-24	.375	11-19	.579	9	27	36	37.2	15	14	10	4	10	68	73.5
at South Carolina	2/26/19	68-62 W	24-56	.429	6-17	.353	14-22	.636	9	34	43	37.4	18	13	15	3	3	68	73.3
LSU	3/2/19	69-74 L	24-64	.375	8-26	.308	13-23	.565	12	28	40	37.5	20	11	13	3	1	69	73.2
Alabama		2122	739-1655	.447	207-610	.339	437-649	.673	320	768	1088	37.5	506	362	388	140	127	2122	73.2
Opponents		2075	755-1720	.439	182-555	.328	383-543	.705	286	707	993	34.2	565	325	351	116	174	2075	71.6

Games played: 29
Points/game: 73.2
FG Pct: 44.7
3FG Pct: 33.9
FT Pct: 67.3

Rebounds/game: 37.5
Assists/game: 12.5
Turnovers/game: 13.4
Assist/turnover ratio: 0.9
Steals/game: 4.4
Blocks/game: 4.8

2018-19 OPPONENT GAME-BY-GAME



2018-19 Alabama Men's Basketball
Alabama Opponent Game-by-Game (as of Mar 02, 2019)
All games



OPPONENT STATISTICS

Opponent	Date	Score	Total		3-Pointers		Free throws		Rebounds				pf	a	t/o	blk	stl	pts	avg	
			fg-fga	pct	3fg-fga	pct	ft-fa	pct	off	def	tot	avg								
SOUTHERN	11/6/18	82-62 W	21-55	.382	3-17	.176	17-30	.567	11	20	31	31.0	28	8	15	2	7	62	62.0	
APPALACHIAN STATE	11/11/18	81-73 W	25-51	.490	9-15	.600	14-25	.560	11	28	39	35.0	29	7	22	1	4	73	67.5	
vs Northeastern	11/15/18	52-68 L	22-42	.524	9-17	.529	15-17	.882	2	23	25	31.7	17	14	13	1	7	68	67.7	
vs Ball State	11/16/18	79-61 W	22-49	.449	3-12	.250	14-22	.636	6	25	31	31.5	18	11	15	8	5	61	66.0	
vs Wichita State	11/18/18	90-86 W	29-62	.468	6-23	.261	22-27	.815	11	17	28	30.8	25	9	7	3	6	86	70.0	
MURRAY STATE	11/26/18	78-72 W	29-64	.453	5-18	.278	9-12	.750	12	20	32	31.0	22	10	18	5	7	72	70.3	
at UCF	11/29/18	64-70 L	21-45	.467	5-15	.333	23-36	.639	4	25	29	30.7	14	12	9	6	5	70	70.3	
GEORGIA STATE	12/4/18	80-83 L	30-66	.455	8-23	.348	15-20	.750	7	30	37	31.5	23	10	10	1	6	83	71.9	
ARIZONA	12/9/18	76-73 W	29-70	.414	9-24	.375	6-9	.667	13	25	38	32.2	19	10	11	4	6	73	72.0	
vs Liberty	12/18/18	84-75 W	25-57	.439	11-23	.478	14-17	.824	8	25	33	32.3	27	11	15	3	2	75	72.3	
PENN STATE	12/21/18	73-64 W	26-68	.382	7-25	.280	5-5	1.000	10	24	34	32.5	20	16	10	6	8	64	71.5	
at SFA	12/30/18	79-69 W	29-68	.426	6-19	.316	5-8	.625	11	20	31	32.3	18	7	12	5	6	69	71.3	
KENTUCKY	1/5/19	77-75 W	28-65	.431	5-18	.278	14-17	.824	6	26	32	32.3	15	14	11	1	7	75	71.6	
at LSU	1/8/19	79-88 L	28-57	.491	10-15	.667	22-27	.815	12	23	35	32.5	19	15	16	8	8	88	72.8	
TEXAS A&M	1/12/19	80-81 L	28-64	.438	3-19	.158	22-30	.733	10	28	38	32.9	21	8	3	6	2	81	73.3	
at Mizzou	1/16/19	70-60 W	24-57	.421	7-20	.350	5-10	.500	8	21	29	32.6	17	10	11	0	1	60	72.5	
at Tennessee	1/19/19	68-71 L	28-64	.438	3-12	.250	12-16	.750	11	25	36	32.8	18	16	9	7	6	71	72.4	
OLE MISS	1/22/19	74-53 W	20-50	.400	6-20	.300	7-14	.500	10	22	32	32.8	20	6	16	4	1	53	71.3	
at Baylor	1/26/19	68-73 L	30-67	.448	6-22	.273	7-10	.700	16	19	35	32.9	11	14	8	5	6	73	71.4	
MISSISSIPPI STATE	1/29/19	83-79 W	32-71	.451	3-19	.158	12-22	.545	19	24	43	33.4	25	10	13	6	8	79	71.8	
at Auburn	2/2/19	63-84 L	30-58	.517	13-22	.591	11-14	.786	8	23	31	33.3	18	15	13	3	13	84	72.4	
GEORGIA	2/6/19	89-74 W	29-71	.408	6-25	.240	10-16	.625	15	23	38	33.5	20	15	13	4	3	74	72.5	
at Vanderbilt	2/9/19	77-67 W	21-52	.404	8-22	.364	17-28	.607	5	26	31	33.4	17	10	11	5	6	67	72.2	
at Mississippi State	2/12/19	62-81 L	29-59	.492	7-15	.467	16-20	.800	14	21	35	33.5	12	13	12	6	15	81	72.6	
FLORIDA	2/16/19	53-71 L	27-50	.540	6-19	.316	11-14	.786	5	26	31	33.4	20	11	9	2	6	71	72.5	
at Texas A&M	2/19/19	56-65 L	22-54	.407	6-23	.261	15-16	.938	9	29	38	33.5	12	10	13	3	4	65	72.2	
VANDERBILT	2/23/19	68-61 W	23-53	.434	4-17	.235	11-16	.688	7	29	36	33.6	16	13	17	2	3	61	71.8	
at South Carolina	2/26/19	68-62 W	20-65	.308	4-19	.211	18-23	.783	11	26	37	33.8	21	9	8	6	7	62	71.5	
LSU	3/2/19	69-74 L	28-66	.424	4-17	.235	14-22	.636	14	34	48	34.2	23	11	11	3	9	74	71.6	
Opponents			2075	755-1720	.439	182-555	.328	383-543	.705	286	707	993	34.2	565	325	351	116	174	2075	71.6
Alabama			2122	739-1655	.447	207-610	.339	437-649	.673	320	768	1088	37.5	506	362	388	140	127	2122	73.2

Games played: 29
Points/game: 71.6
FG Pct: 43.9
3FG Pct: 32.8
FT Pct: 70.5

Rebounds/game: 34.2
Assists/game: 11.2
Turnovers/game: 12.1
Assist/turnover ratio: 0.9
Steals/game: 6.0
Blocks/game: 4.0

2018-19 COMPARISON



2018-19 Alabama Men's Basketball
Alabama Team Game-by-Game Comparison (as of Mar 02, 2019)
All games



Opponent	1st	2nd	Score	Mar	Total FG	FG Pct	3-Pointers	3FG Pct	Free Throws	FT Pct	Rebounds	Assist	T/Over	Block	Steal	Fouls
SOUTHERN	45/27	37/35	82-62	+20	27-55/21-55	.491/.382	9-24/3-17	.375/.176	19-28/17-30	.679/.567	45/31 +14	17/8	20/15	6/2	3/7	24/28
APPALACHIAN STATE	38/35	43/38	81-73	+8	25-65/25-51	.385/.490	5-16/9-15	.313/.600	26-43/14-25	.605/.560	45/39 +6	7/7	10/22	4/1	9/4	23/29
Northeastern	22/33	30/35	52-68	(16)	19-51/22-42	.373/.524	3-19/9-17	.158/.529	11-15/15-17	.733/.882	27/25 +2	10/14	9/13	2/1	3/7	16/17
Ball State	34/21	45/40	79-61	+18	33-65/22-49	.508/.449	7-19/3-12	.368/.250	6-9/14-22	.667/.636	35/31 +4	22/11	14/15	5/8	4/5	22/18
Wichita State	46/34	44/52	90-86	+4	25-49/29-62	.510/.468	9-19/6-23	.474/.261	31-33/22-27	.939/.815	32/28 +4	14/9	12/7	1/3	1/6	19/25
MURRAY STATE	39/29	39/43	78-72	+6	25-56/29-64	.446/.453	5-18/5-18	.278/.278	23-30/9-12	.767/.750	40/32 +8	12/10	21/18	10/5	7/7	16/22
UCF	25/29	39/41	64-70	(6)	25-66/21-45	.379/.467	5-24/5-15	.208/.333	9-14/23-36	.643/.639	46/29 +17	14/12	14/9	5/6	3/5	24/14
GEORGIA STATE	52/31	28/52	80-83	(3)	26-56/30-66	.464/.455	10-28/8-23	.357/.348	18-31/15-20	.581/.750	41/37 +4	10/10	10/10	8/1	5/6	18/23
ARIZONA	39/30	37/43	76-73	+3	26-56/29-70	.464/.414	8-19/9-24	.421/.375	16-28/6-9	.571/.667	40/38 +2	11/10	15/11	4/4	5/6	14/19
Liberty	34/33	50/42	84-75	+9	26-50/25-57	.520/.439	7-17/11-23	.412/.478	25-39/14-17	.641/.824	32/33 (1)	11/11	11/15	6/3	8/2	17/27
PENN STATE	33/27	40/37	73-64	+9	28-53/26-68	.528/.382	4-10/7-25	.400/.280	13-21/5-5	.619/1000	38/34 +4	11/16	12/10	7/6	4/8	11/20
SFA	41/34	38/35	79-69	+10	27-61/29-68	.443/.426	11-31/6-19	.355/.316	14-20/5-8	.700/.625	47/31 +16	15/7	18/12	4/5	3/6	13/18
KENTUCKY	38/40	39/35	77-75	+2	27-59/28-65	.458/.431	10-23/5-18	.435/.278	13-17/14-17	.765/.824	40/32 +8	14/14	17/11	4/1	2/7	16/15
LSU	28/43	51/45	79-88	(9)	25-62/28-57	.403/.491	7-24/10-15	.292/.667	22-26/22-27	.846/.815	36/35 +1	14/15	15/16	2/8	6/8	20/19
TEXAS A&M	43/32	37/49	80-81	(1)	26-62/28-64	.419/.438	10-27/3-19	.370/.158	18-29/22-30	.621/.733	45/38 +7	13/8	8/3	7/6	1/2	25/21
Mizzou	32/26	38/34	70-60	+10	26-55/24-57	.473/.421	6-18/7-20	.333/.350	12-15/5-10	.800/.500	37/29 +8	9/10	10/11	3/0	2/1	15/17
Tennessee	32/44	36/27	68-71	(3)	25-59/28-64	.424/.438	10-26/3-12	.385/.250	8-18/12-16	.444/.750	41/36 +5	13/16	13/9	4/7	3/6	20/18
OLE MISS	42/26	32/27	74-53	+21	25-65/20-50	.385/.400	7-22/6-20	.318/.300	17-22/7-14	.773/.500	44/32 +12	8/6	9/16	9/4	9/1	16/20
Baylor	30/36	38/37	68-73	(5)	29-57/30-67	.509/.448	5-17/6-22	.294/.273	5-7/7-10	.714/.700	31/35 (4)	17/14	13/8	7/5	3/6	15/11
MISSISSIPPI STATE	41/29	42/50	83-79	+4	30-61/32-71	.492/.451	1-15/3-19	.067/.158	22-36/12-22	.611/.545	39/43 (4)	11/10	11/13	9/6	7/8	19/25
Auburn	28/48	35/36	63-84	(21)	21-47/30-58	.447/.517	8-19/13-22	.421/.591	13-18/11-14	.722/.786	29/31 (2)	12/15	21/13	3/3	4/13	16/18
GEORGIA	41/38	48/36	89-74	+15	33-58/29-71	.569/.408	7-18/6-25	.389/.240	16-24/10-16	.667/.625	37/38 (1)	13/15	12/13	3/4	6/3	14/20
Vanderbilt	38/31	39/36	77-67	+10	24-59/21-52	.407/.404	12-24/8-22	.500/.364	17-21/17-28	.810/.607	42/31 +11	11/10	13/11	5/5	4/6	19/17
Mississippi State	30/43	32/38	62-81	(19)	22-51/29-59	.431/.492	7-24/7-15	.292/.467	11-12/16-20	.917/.800	26/35 (9)	14/13	18/12	5/6	3/15	16/12
FLORIDA	26/35	27/36	53-71	(18)	19-43/27-50	.442/.540	5-19/6-19	.263/.316	10-22/11-14	.455/.786	23/31 (8)	6/11	11/9	4/2	4/6	12/20
Texas A&M	30/24	26/41	56-65	(9)	23-57/22-54	.404/.407	6-23/6-23	.261/.261	4-7/15-16	.571/.938	31/38 (7)	15/10	13/13	3/3	4/4	13/12
VANDERBILT	35/20	33/41	68-61	+7	24-57/23-53	.421/.434	9-24/4-17	.375/.235	11-19/11-16	.579/.688	36/36 -	14/13	10/17	4/2	10/3	15/16
South Carolina	31/25	37/37	68-62	+6	24-56/20-65	.429/.308	6-17/4-19	.353/.211	14-22/18-23	.636/.783	43/37 +6	13/9	15/8	3/6	3/7	18/21
LSU	28/29	41/45	69-74	(5)	24-64/28-66	.375/.424	8-26/4-17	.308/.235	13-23/14-22	.565/.636	40/48 (8)	11/11	13/11	3/3	1/9	20/23

Note: Game totals are displayed in the format TEAM/OPPONENT for each category

2018-19 TEAM HIGHS/LOWS



2018-19 Alabama Men's Basketball
Alabama Team High/Low Analysis (as of Mar 02, 2019)
All games

**Alabama - TEAM GAME HIGHS**

POINTS	90	vs Wichita State (11/18/18)
	89	GEORGIA (2/6/19)
	84	vs Liberty (12/18/18)
	83	MISSISSIPPI STATE (1/29/19)
	82	SOUTHERN (11/6/18)
FIELD GOALS MADE	33	GEORGIA (2/6/19)
	33	vs Ball State (11/16/18)
FIELD GOAL ATTEMPTS	66	at UCF (11/29/18)
	65	OLE MISS (1/22/19)
	65	vs Ball State (11/16/18)
	65	APPALACHIAN STATE (11/11/18)
FIELD GOAL PERCENTAGE	.569 (33-58)	GEORGIA (2/6/19)
	.528 (28-53)	PENN STATE (12/21/18)
3 PT FIELD GOALS MADE	12	at Vanderbilt (2/9/19)
	11	at SFA (12/30/18)
3 PT FG ATTEMPTS	31	at SFA (12/30/18)
	28	GEORGIA STATE (12/4/18)
3 PT FG PERCENTAGE	.500 (12-24)	at Vanderbilt (2/9/19)
	.474 (9-19)	vs Wichita State (11/18/18)
FREE THROWS MADE	31	vs Wichita State (11/18/18)
	26	APPALACHIAN STATE (11/11/18)
FREE THROW ATTEMPTS	43	APPALACHIAN STATE (11/11/18)
	39	vs Liberty (12/18/18)
FREE THROW PERCENTAGE	.939 (31-33)	vs Wichita State (11/18/18)
	.917 (11-12)	at Mississippi State (2/12/19)
REBOUNDS	47	at SFA (12/30/18)
	46	at UCF (11/29/18)
ASSISTS	22	vs Ball State (11/16/18)
	17	at Baylor (1/26/19)
	17	SOUTHERN (11/6/18)
STEALS	10	VANDERBILT (2/23/19)
	9	OLE MISS (1/22/19)
	9	APPALACHIAN STATE (11/11/18)
BLOCKED SHOTS	10	MURRAY STATE (11/26/18)
	9	MISSISSIPPI STATE (1/29/19)
	9	OLE MISS (1/22/19)
TURNOVERS	21	at Auburn (2/2/19)
	21	MURRAY STATE (11/26/18)
FOULS	25	TEXAS A&M (1/12/19)
	24	at UCF (11/29/18)
	24	SOUTHERN (11/6/18)

2018-19 TEAM HIGHS/LOWS



2018-19 Alabama Men's Basketball
Alabama High/Low Analysis (as of Mar 02, 2019)
All games



Opponent - GAME HIGHS

POINTS	88	at LSU (1/8/19)
	86	vs Wichita State (11/18/18)
	84	at Auburn (2/2/19)
	83	GEORGIA STATE (12/4/18)
	81	at Mississippi State (2/12/19)
	81	TEXAS A&M (1/12/19)
FIELD GOALS MADE	32	MISSISSIPPI STATE (1/29/19)
	30	at Auburn (2/2/19)
	30	at Baylor (1/26/19)
	30	GEORGIA STATE (12/4/18)
FIELD GOAL ATTEMPTS	71	GEORGIA (2/6/19)
	71	MISSISSIPPI STATE (1/29/19)
FIELD GOAL PERCENTAGE	.540 (27-50)	FLORIDA (2/16/19)
	.524 (22-42)	vs Northeastern (11/15/18)
3 PT FIELD GOALS MADE	13	at Auburn (2/2/19)
	11	vs Liberty (12/18/18)
3 PT FG ATTEMPTS	25	GEORGIA (2/6/19)
	25	PENN STATE (12/21/18)
3 PT FG PERCENTAGE	.667 (10-15)	at LSU (1/8/19)
	.600 (9-15)	APPALACHIAN STATE (11/11/18)
FREE THROWS MADE	23	at UCF (11/29/18)
	22	TEXAS A&M (1/12/19)
	22	at LSU (1/8/19)
	22	vs Wichita State (11/18/18)
FREE THROW ATTEMPTS	36	at UCF (11/29/18)
	30	TEXAS A&M (1/12/19)
	30	SOUTHERN (11/6/18)
FREE THROW PERCENTAGE	1.000 (5-5)	PENN STATE (12/21/18)
	.938 (15-16)	at Texas A&M (2/19/19)
REBOUNDS	48	LSU (3/2/19)
	43	MISSISSIPPI STATE (1/29/19)
ASSISTS	16	at Tennessee (1/19/19)
	16	PENN STATE (12/21/18)
STEALS	15	at Mississippi State (2/12/19)
	13	at Auburn (2/2/19)
BLOCKED SHOTS	8	at LSU (1/8/19)
	8	vs Ball State (11/16/18)
TURNOVERS	22	APPALACHIAN STATE (11/11/18)
	18	MURRAY STATE (11/26/18)
FOULS	29	APPALACHIAN STATE (11/11/18)
	28	SOUTHERN (11/6/18)

2018-19 TEAM HIGHS/LOWS



2018-19 Alabama Men's Basketball
Alabama High/Low Analysis (as of Mar 02, 2019)
All games

**Alabama - GAME LOWS**

POINTS	52	vs Northeastern (11/15/18)
	53	FLORIDA (2/16/19)
	56	at Texas A&M (2/19/19)
	62	at Mississippi State (2/12/19)
	63	at Auburn (2/2/19)
FIELD GOALS MADE	19	vs Northeastern (11/15/18)
	19	FLORIDA (2/16/19)
FIELD GOAL ATTEMPTS	43	FLORIDA (2/16/19)
	47	at Auburn (2/2/19)
FIELD GOAL PERCENTAGE	.373 (19-51)	vs Northeastern (11/15/18)
	.375 (24-64)	LSU (3/2/19)
3 PT FIELD GOALS MADE	1	MISSISSIPPI STATE (1/29/19)
	3	vs Northeastern (11/15/18)
3 PT FG ATTEMPTS	10	PENN STATE (12/21/18)
	15	MISSISSIPPI STATE (1/29/19)
3 PT FG PERCENTAGE	.067 (1-15)	MISSISSIPPI STATE (1/29/19)
	.158 (3-19)	vs Northeastern (11/15/18)
FREE THROWS MADE	4	at Texas A&M (2/19/19)
	5	at Baylor (1/26/19)
FREE THROW ATTEMPTS	7	at Baylor (1/26/19)
	7	at Texas A&M (2/19/19)
FREE THROW PERCENTAGE	.444 (8-18)	at Tennessee (1/19/19)
	.455 (10-22)	FLORIDA (2/16/19)
REBOUNDS	23	FLORIDA (2/16/19)
	26	at Mississippi State (2/12/19)
ASSISTS	6	FLORIDA (2/16/19)
	7	APPALACHIAN STATE (11/11/18)
STEALS	1	vs Wichita State (11/18/18)
	1	TEXAS A&M (1/12/19)
	1	LSU (3/2/19)
BLOCKED SHOTS	1	vs Wichita State (11/18/18)
	2	vs Northeastern (11/15/18)
	2	at LSU (1/8/19)
TURNOVERS	8	TEXAS A&M (1/12/19)
	9	vs Northeastern (11/15/18)
	9	OLE MISS (1/22/19)
FOULS	11	PENN STATE (12/21/18)
	12	FLORIDA (2/16/19)

2018-19 TEAM HIGHS/LOWS



2018-19 Alabama Men's Basketball
Alabama High/Low Analysis (as of Mar 02, 2019)
All games



Opponent - GAME LOWS

POINTS	53	OLE MISS (1/22/19)
	60	at Mizzou (1/16/19)
	61	vs Ball State (11/16/18)
	61	VANDERBILT (2/23/19)
	62	SOUTHERN (11/6/18)
	62	at South Carolina (2/26/19)
FIELD GOALS MADE	20	OLE MISS (1/22/19)
	20	at South Carolina (2/26/19)
FIELD GOAL ATTEMPTS	42	vs Northeastern (11/15/18)
	45	at UCF (11/29/18)
FIELD GOAL PERCENTAGE	.308 (20-65)	at South Carolina (2/26/19)
	.382 (21-55)	SOUTHERN (11/6/18)
3 PT FIELD GOALS MADE	3	SOUTHERN (11/6/18)
	3	vs Ball State (11/16/18)
	3	TEXAS A&M (1/12/19)
	3	at Tennessee (1/19/19)
	3	MISSISSIPPI STATE (1/29/19)
3 PT FG ATTEMPTS	12	vs Ball State (11/16/18)
	12	at Tennessee (1/19/19)
3 PT FG PERCENTAGE	.158 (3-19)	TEXAS A&M (1/12/19)
	.158 (3-19)	MISSISSIPPI STATE (1/29/19)
FREE THROWS MADE	5	PENN STATE (12/21/18)
	5	at SFA (12/30/18)
	5	at Mizzou (1/16/19)
FREE THROW ATTEMPTS	5	PENN STATE (12/21/18)
	8	at SFA (12/30/18)
FREE THROW PERCENTAGE	.500 (5-10)	at Mizzou (1/16/19)
	.500 (7-14)	OLE MISS (1/22/19)
REBOUNDS	25	vs Northeastern (11/15/18)
	28	vs Wichita State (11/18/18)
ASSISTS	6	OLE MISS (1/22/19)
	7	APPALACHIAN STATE (11/11/18)
	7	at SFA (12/30/18)
STEALS	1	at Mizzou (1/16/19)
	1	OLE MISS (1/22/19)
BLOCKED SHOTS	0	at Mizzou (1/16/19)
	1	APPALACHIAN STATE (11/11/18)
	1	vs Northeastern (11/15/18)
	1	GEORGIA STATE (12/4/18)
	1	KENTUCKY (1/5/19)
TURNOVERS	3	TEXAS A&M (1/12/19)
	7	vs Wichita State (11/18/18)
FOULS	11	at Baylor (1/26/19)
	12	at Mississippi State (2/12/19)
	12	at Texas A&M (2/19/19)

2018-19 PLAYER HIGHS/LOWS



2018-19 Alabama Men's Basketball
Alabama Player High/Low Analysis (as of Mar 02, 2019)
All games

**Alabama - INDIVIDUAL GAME HIGHS**

Points	30		Petty, John at Tennessee (1/19/19)
	25		Mack, Tevin vs Georgia (2/6/19)
	24		Lewis Jr., Kira vs Georgia (2/6/19)
	24		Lewis Jr., Kira vs Wichita State (11/18/18)
	23		Petty, John vs LSU (3/2/19)
Field Goals Made	11		Petty, John at Tennessee (1/19/19)
	10		Lewis Jr., Kira vs Georgia (2/6/19)
	10		Mack, Tevin vs Georgia (2/6/19)
Field Goal Att.	18		Petty, John at Tennessee (1/19/19)
	18		Lewis Jr., Kira vs Appalachian State (11/11/18)
FG Pct (min 5 made)	1.000	(6-6)	Norris, Riley at Baylor (1/26/19)
	1.000	(6-6)	Hall, Donta vs Liberty (12/18/18)
3-Point FG Made	6		Petty, John at Tennessee (1/19/19)
	6		Petty, John vs Texas A&M (1/12/19)
	6		Mack, Tevin vs Kentucky (1/5/19)
3-Point FG Att.	11		Petty, John vs Texas A&M (1/12/19)
	10		Petty, John at Tennessee (1/19/19)
	10		Lewis Jr., Kira vs Georgia State (12/4/18)
3-Pt FG Pct (min 4 made)	1.000	(4-4)	Norris, Riley at Baylor (1/26/19)
	.800	(4-5)	Lewis Jr., Kira vs Arizona (12/9/18)
Free Throws Made	11		Lewis Jr., Kira vs Wichita State (11/18/18)
	9		Hall, Donta vs Liberty (12/18/18)
	9		Reese, Alex vs Wichita State (11/18/18)
Free Throw Att.	16		Jones, Herbert vs Appalachian State (11/11/18)
	11		Hall, Donta vs Liberty (12/18/18)
	11		Lewis Jr., Kira vs Wichita State (11/18/18)
FT Pct (min 5 made)	1.000	(11-11)	Lewis Jr., Kira vs Wichita State (11/18/18)
	1.000	(8-8)	Lewis Jr., Kira at LSU (1/8/19)
	1.000	(6-6)	Reese, Alex at LSU (1/8/19)
	1.000	(6-6)	Ingram, Dazon vs Kentucky (1/5/19)
	1.000	(6-6)	Ingram, Dazon vs Appalachian State (11/11/18)
Rebounds	16		Hall, Donta vs Texas A&M (1/12/19)
	14		Hall, Donta at SFA (12/30/18)
Assists	8		Lewis Jr., Kira at SFA (12/30/18)
	7		Lewis Jr., Kira vs Georgia (2/6/19)
	7		Petty, John vs Ball State (11/16/18)
	7		Lewis Jr., Kira vs Southern (11/6/18)
Steals	4		Jones, Herbert vs Appalachian State (11/11/18)
	3		Ingram, Dazon vs Georgia (2/6/19)
	3		Jones, Herbert vs Penn State (12/21/18)
	3		Jones, Herbert vs Liberty (12/18/18)
	3		Lewis Jr., Kira vs Ball State (11/16/18)
Blocked Shots	4		Hall, Donta vs Texas A&M (1/12/19)
	4		Hall, Donta vs Liberty (12/18/18)
Turnovers	6		Ingram, Dazon vs Murray State (11/26/18)
	5		Mack, Tevin at Mississippi State (2/12/19)
	5		Lewis Jr., Kira vs Mississippi State (1/29/19)
	5		Ingram, Dazon vs Kentucky (1/5/19)
	5		Jones, Herbert vs Murray State (11/26/18)
	5		Mack, Tevin vs Southern (11/6/18)
Fouls	5		Jones, Herbert at Baylor (1/26/19)
	5		Norris, Riley vs Texas A&M (1/12/19)
	5		Jones, Herbert vs Texas A&M (1/12/19)



2018-19 PLAYER HIGHS/LOWS

2018-19 Alabama Men's Basketball
Alabama Opponent High/Low Analysis (as of Mar 02, 2019)
All games

OPPONENT INDIVIDUAL GAME HIGHS

Points	38		Morant, Ja vs Murray State (11/26/18)
	26		McDUFFIE, Markis vs Wichita State (11/18/18)
	24		LEE, Saben at Vanderbilt (2/9/19)
	24		Taylor,B.J. at UCF (11/29/18)
	23		SILVA, Chris at South Carolina (2/26/19)
	23		BROWN, Bryce at Auburn (2/2/19)
	23		HOMESLEY, Caleb vs Liberty (12/18/18)
	23		Simonds, D'Marcus vs Georgia State (12/4/18)
Field Goals Made	16		Morant, Ja vs Murray State (11/26/18)
	10		Nebo,Josh vs Texas A&M (1/12/19)
Field Goal Att.	29		Morant, Ja vs Murray State (11/26/18)
	24		Simonds, D'Marcus vs Georgia State (12/4/18)
FG Pct (min 5 made)	1.000	(9-9)	Nembhard, Andrew vs Florida (2/16/19)
	1.000	(5-5)	Buttrick, Trent vs Penn State (12/21/18)
3-Point FG Made	5		BROWN, Bryce at Auburn (2/2/19)
	5		HOMESLEY, Caleb vs Liberty (12/18/18)
	5		Shabazz,Ronshad vs Appalachian State (11/11/18)
3-Point FG Att.	10		HOMESLEY, Caleb vs Liberty (12/18/18)
	9		SMITH, Mark at Mizzou (1/16/19)
	9		Randolph, Brandon vs Arizona (12/9/18)
3-Pt FG Pct (min 4 made)	1.000	(4-4)	Pusica, Vasa vs Northeastern (11/15/18)
	.714	(5-7)	BROWN, Bryce at Auburn (2/2/19)
	.714	(5-7)	Shabazz,Ronshad vs Appalachian State (11/11/18)
Free Throws Made	11		SILVA, Chris at South Carolina (2/26/19)
	10		Dawkins,Aubrey at UCF (11/29/18)
	10		Ray, Aaron vs Southern (11/6/18)
Free Throw Att.	13		SILVA, Chris at South Carolina (2/26/19)
	12		Flagg,Savion vs Texas A&M (1/12/19)
	12		Ray, Aaron vs Southern (11/6/18)
FT Pct (min 5 made)	1.000	(10-10)	Dawkins,Aubrey at UCF (11/29/18)
	1.000	(8-8)	Skylar Mays vs LSU (3/2/19)
	1.000	(6-6)	Reggie Perry at Mississippi State (2/12/19)
	1.000	(6-6)	Simonds, D'Marcus vs Georgia State (12/4/18)
	1.000	(5-5)	Lamar Peters at Mississippi State (2/12/19)
	1.000	(5-5)	Jones, Myreon vs Penn State (12/21/18)
Rebounds	13		Naz Reid vs LSU (3/2/19)
	13		Johnson, Keyontae vs Florida (2/16/19)
	13		K. Bigby-Williams at LSU (1/8/19)
	13		Johnson,Isaac vs Appalachian State (11/11/18)
Assists	7		Bone, Jordan at Tennessee (1/19/19)
	7		Tremont Waters at LSU (1/8/19)
Steals	4		Tremont Waters vs LSU (3/2/19)
	4		Nick Weatherspoon at Mississippi State (2/12/19)
	4		Lamar Peters at Mississippi State (2/12/19)
	4		OKEKE, Chuma at Auburn (2/2/19)
	4		Buchanan, Shaq vs Murray State (11/26/18)
Blocked Shots	5		Alexander, Kyle at Tennessee (1/19/19)
	5		K. Bigby-Williams at LSU (1/8/19)
Turnovers	10		Morant, Ja vs Murray State (11/26/18)
	6		Shabazz,Ronshad vs Appalachian State (11/11/18)
Fouls	5		Emmitt Williams vs LSU (3/2/19)
	5		HARRIS, JORDAN vs Georgia (2/6/19)
	5		SPENCER, Horace at Auburn (2/2/19)



0 Donta Hall

SENIOR

F • 6-9 • 230 • Luverne, Ala.
Luverne HS



1 Riley Norris

GRADUATE

G/F • 6-7 • 212 • Albertville, Ala.
Albertville HS



2 Kira Lewis Jr.

FRESHMAN

G • 6-3 • 167 • Meridianville, Ala.
Hazel Green HS



3 Alex Reese

SOPHOMORE

F • 6-9 • 238 • Pelham, Ala.
Pelham HS



4 Daniel Giddens

JUNIOR

F • 6-11 • 247 • Mableton, Ga.
Oak Hill Academy/Ohio State



5 Avery Johnson Jr.

GRADUATE

G • 5-11 • 187 • Houston, Texas
Plano West HS/Texas A&M



10 Herbert Jones

SOPHOMORE

G • 6-7 • 206 • Greensboro, Ala.
Hale County HS



12 Dazon Ingram

JUNIOR

G • 6-5 • 210 • Theodore, Ala.
Theodore HS



13 Javian Davis-Fleming

FRESHMAN

F • 6-9 • 268 • Canton, Miss.
Canton HS



15 Tyler Barnes

SOPHOMORE

F • 6-8 • 205 • Louisville, Ky
St. Xavier HS



21 Britton Johnson

FRESHMAN

G • 6-4 • 182 • Mountain Brook, Ala.
Mountain Brook HS



22 Diante Wood

SOPHOMORE

G • 6-4 • 206 • Anniston, Ala.
Sacred Heart Catholic HS



23 John Petty Jr.

SOPHOMORE

G • 6-5 • 197 • Huntsville, Ala.
Mae Jamison HS



24 Lawson Schaffer

SENIOR

G • 5-11 • 168 • Cullman, Ala.
Cullman HS



30 Galin Smith

SOPHOMORE

F • 6-9 • 235 • Clinton, Miss.
Clinton HS



34 Tevin Mack

JUNIOR

F • 6-6 • 225 • Columbia, S.C.
Dreher HS/Texas



Avery Johnson

HEAD COACH


4th Season
Southern, 1988



John Pelphrey

ASSOC. COACH

3rd Season
Kentucky, 1991



Antoine Pettway

ASST. COACH

11th Season
Alabama, 2004



Yasir Rosemond

ASST. COACH

2nd Season
Oregon, 2003