



# 2019 AUBURN BASEBALL

AUBURN ATHLETICS COMMUNICATIONS: 392 SOUTH DONAHUE DRIVE || AUBURN, AL 36849 || AUBURNTIGERS.COM || @AUBURN\_BASEBALL

## 2019 SCHEDULE

Day	Date	Opponent	Time/Result
FRI.	FEB. 15	GEORGIA SOUTHERN (SECN+)	W, 11-2
SAT.	FEB. 16	GEORGIA SOUTHERN (SECN+)	L, 5-7 (13)
SUN.	FEB. 17	GEORGIA SOUTHERN	W, 4-3 (13)
TUE.	FEB. 19	ALABAMA A&M (SECN+)	W, 10-1
WED.	FEB. 20	ALABAMA A&M	W, 10-2
Fri.	Feb. 22	at UCF (UCFKnights.TV)	W, 4-1
Sat.	Feb. 23	at UCF (UCFKnights.TV)	L, 1-6
Sun.	Feb. 24	at UCF (UCFKnights.TV)	W, 13-9
FRI.	MAR. 1	CINCINNATI (SECN+)	W, 5-0
SAT.	MAR. 2	CINCINNATI (SECN+)	W, 5-0
SAT.	MAR. 2	CINCINNATI (SECN+)	W, 9-5
TUE.	MAR. 5	UT MARTIN (SECN+)	W, 15-9
WED.	MAR. 6	UT MARTIN (SECN+)	W, 2-0
FRI.	MAR. 8	UTSA (SECN+)	W, 6-0
SAT.	MAR. 9	UTSA	W, 5-0
SAT.	MAR. 9	UTSA	W, 8-3
Tue.	Mar. 12	at South Alabama (JagNation TV)	W, 6-2
FRI.	MAR. 15	#21 TENNESSEE* (SECN+)	W, 2-0
SAT.	MAR. 16	#21 TENNESSEE* (SECN)	W, 5-2
SUN.	MAR. 17	#21 TENNESSEE* (SECN+)	W, 5-3
Tue.	Mar. 19	at UAB (C-USA TV)	W, 13-5
Fri.	Mar. 22	at #4 Mississippi State (SECN+)	W, 6-5
Sat.	Mar. 23	at #4 Mississippi State (SECN+)	L, 2-15
Sun.	Mar. 24	at #4 Mississippi State (SECN+)	L, 15-20
Tue.	Mar. 26	vs. Alabama% (SECN)	L, 3-6
Fri.	Mar. 29	at South Carolina (SECN+)	6:00 pm
Sat.	Mar. 30	at South Carolina (SECN)	12:00 pm
Sun.	Mar. 31	at South Carolina (SECN)	11:00 am
TUE.	APR. 2	GEORGIA TECH (SECN+)	6:00 pm
THU.	APR. 4	#8 ARKANSAS (ESPNU)	6:30 pm
FRI.	APR. 5	#8 ARKANSAS (SECN+)	6:00 pm
SAT.	APR. 6	#8 ARKANSAS (SECN+)	2:00pm
TUE.	APR. 9	JACKSONVILLE STATE (SECN+)	6:00 pm
Fri.	Apr. 12	at #11 Texas A&M (SECN+)	6:30 pm
Sat.	Apr. 13	at #11 Texas A&M (SECN+)	2:00 pm
Sun.	Apr. 14	at #11 Texas A&M (SECN+)	1:00 pm
Tue.	Apr. 16	at Georgia Tech (ACC Extra)	5:00 pm
THU.	APR. 18	#22 OLE MISS (SECN+)	6:00 pm
FRI.	APR. 19	#22 OLE MISS (SECN+)	6:00 pm
SAT.	APR. 20	#22 OLE MISS (SECN+)	1:00 pm
Tue.	Apr. 23	at Jacksonville State (ESPN+)	6:00 pm
Thu.	Apr. 25	at #5 Vanderbilt (ESPNU)	6:30 pm
Fri.	Apr. 26	at #5 Vanderbilt (SECN)	7:00 pm
Sat.	Apr. 27	at #5 Vanderbilt (SECN+)	12:00 pm
FRI.	MAY 3	ALABAMA (SECN+)	6:00 pm
SAT.	MAY 4	ALABAMA (SECN)	7:00 pm
SUN.	MAY 5	ALABAMA (SECN)	3:00 pm
TUE.	MAY 7	UAB (SECN+)	6:00 pm
FRI.	MAY 10	#6 GEORGIA (SECN+)	6:00 pm
SAT.	MAY 11	#6 GEORGIA (SECN+)	2:00 pm
SUN.	MAY 12	#6 GEORGIA (SECN+)	1:00 pm
TUE.	MAY 14	NORTH ALABAMA	6:00 pm
Thu.	May 16	at #15 LSU (SECN+)	6:30 pm
Fri.	May 17	at #15 LSU (SECN+)	7:00 pm
Sat.	May 18	at #15 LSU (SECN+)	2:00 pm

### POSTSEASON

Tue.	May 21	SEC Tournament	TBA
Fri.	May 31	NCAA Regionals	TBA
Fri.	Jun. 7	NCAA Super Regionals	TBA
Sat.	Jun. 15	NCAA College World Series	TBA

Home games in **BOLD CAPS**

All home games at Plainsman Park | All times central % - 11th annual MAX Capital City Classic (Montgomery, Ala.)

Rankings reflect USA TODAY Coaches Poll



## GAMES 26-28

## COLUMBIA, S.C. (Founders Park)



### #12 AUBURN TIGERS (20-5, 4-2 SEC)

Head Coach: Butch Thompson (Birmingham-Southern, 1992)

Career Record: 162-99 (5th season) | Record at Auburn: 123-87 (4th season)

at



### SOUTH CAROLINA GAMECOCKS (16-9, 1-5 SEC)

Head Coach: Mark Kingston (North Carolina, 1995)

Career Record: 326-215-1 (10th season) | Record at USC: 53-35 (2nd season)

### » QUICK HITTERS

- Auburn has won back-to-back series against South Carolina for the first time since 1996-97.
- The Tigers have never won three straight series or back-to-back road series against the Gamecocks.
- The last time the two teams met, Conor Davis lifted Auburn to a series win with a three-run, walk-off home run in the bottom of the ninth inning of the rubber game in 2017.
- Davis leads the team with a .395 average (15-for-38) in the last 10 games.
- Auburn's 15-game winning streak was snapped last Saturday at Mississippi State. The 15-game streak was the second longest in the country and tied for the third longest in program history.
- The Tigers became the third team in program history to start a season 20-2 with the series-opening win at Mississippi State. The 1997 and 1999 teams also started the season 20-2 or better.
- Tanner Burns will make his 24th consecutive start to begin his Auburn career Friday.
- Burns is 6-0 with a 1.71 ERA in his last 10 starts dating back to last season. He has struck out 64 batters and issued 17 walks in 63.1 IP during the span.

## PITCHING MATCHUP

AUBURN		SOUTH CAROLINA	
FRI   SO RHP Tanner Burns	(3-0, 1.41)	vs. FR RHP Daniel Lloyd	(2-1, 4.32)
SAT   FR LHP Brooks Fuller	(1-0, 1.62)	vs. JR RHP Reid Morgan	(2-0, 2.56)
SUN   TBA		vs. TBA	

## GAME INFO

**Date:** Friday-Sunday, Mar. 29-31, 2019  
**Game Time:** 6 pm CT / 12 pm CT / 11 am CT  
**Site:** Columbia, S.C. / Founders Park (8,242)  
**TV:** SEC Network+ (Fri) / SEC Network (Sat-Sun)  
**Talent (SECN+):** Burch Antley, Kip Bouknight  
**Talent (SECN):** Dave Neal (xpx), Mike Rooney (color)  
**Radio:** WTGZ-93.9 FM | WQSI - 95.9 FM  
**Talent:** Andy Burcham, Paul Ellen  
**Live Stats:** StatBroadcast.com  
**Twitter Updates:** @AuburnBaseball  
**Postgame Recap:** AuburnTigers.com  
**Series History:** Auburn trails, 25-46  
**Auburn:** Auburn trails, 13-22  
**Columbia:** Auburn trails, 10-20  
**Neutral:** Auburn trails, 2-4  
**Last Meeting:** Auburn won, 6-5, in Auburn (4/2/17)  
**Streak:** W1

## AUBURN

20-5, 4-2 SEC

### Team Leaders

Batting Average:	JR IF Rankin Woley (.320)
Runs:	SO IF Edouard Julien (25)
2B:	JR IF Rankin Woley (7)
HR:	SO IF Edouard Julien (5)
RBI:	SO IF Edouard Julien (26)
Stolen Bases:	JR IF Will Holland (11-12)

## SOUTH CAROLINA

16-9, 1-5 SEC

Head Coach: Mark Kingston (North Carolina, 1995)

Career: 326-214-1 (10th season)

at USC: 53-34 (2nd season)

### Team Leaders

Batting Average:	SR OF TJ Hopkins (.327)
2B:	R-SO C Luke Berryhill (11)
HR:	SR UTIL Jacob Olson (9)
RBI:	R-SO C Luke Berryhill (27)

## POTENTIAL STARTING LINEUP

Pos.	#	Player	AVG	AB	R	H	2B	3B	HR	RBI	SB-SBA	BB
C	6	Matt Scheffler	.263	76	14	20	5	0	1	11	5-6	5
1B	4	Rankin Woley	.320	100	20	32	7	1	2	23	2-2	10
2B	9	Ryan Bliss	.250	92	17	23	6	1	1	14	5-5	13
3B	10	Edouard Julien	.295	88	25	26	6	0	5	26	2-2	20
SS	17	Will Holland	.242	91	19	22	3	0	0	7	11-12	18
LF	1	Judd Ward	.274	84	17	23	3	2	2	15	1-2	16
CF	16	Kason Howell	.295	88	17	26	4	0	0	16	10-12	10
RF	41	Steven Williams	.263	95	21	25	4	0	4	14	2-2	17
DH	24	Conor Davis	.318	85	13	27	3	1	3	13	1-1	4

## AUBURN'S RECORD WHEN...

	2019	Under Thompson
Overall	20-5	123-87
SEC	4-2	43-53
Non-Conference	16-3	74-30
Postseason	0-0	9-8
Home	15-1	86-36
Away	5-3	26-42
Neutral	0-1	11-9
Current streak	L3	L3
Last 5 games	2-3	--
Last 10 games	7-3	--

### Situational:

AU scores first	10-1	82-28
Opp. scores first	10-4	41-59
AU scores 4+ runs	18-2	110-35
AU scores 3 runs or less	2-3	13-52
AU leads after 7 innings	17-0	102-8
8 innings	20-0	119-6
AU trails after 7 innings	1-2	8-64
8 innings	0-5	2-70
Game tied after 7 innings	2-3	12-12
8 innings	0-0	1-8
Extra Innings	1-1	2-9
1-run games	2-0	24-25
2-run games	3-1	13-2
3-run games	2-1	15-13
Games decided by 5+ runs	10-3	62-26
vs. LH Starter	4-1	37-27
vs. RH Starter	16-4	84-60
More hits than opponent	12-0	90-14
Fewer hits than opponent	3-4	19-67
Hits are tied	5-1	12-7
AU has 10+ hits	8-1	73-32
Opp. has 10+ hits	5-4	29-56
Hit a home run	11-1	78-26
Opp. hits a home run	5-3	46-52
AU quality start	5-0	47-17
Opp. quality start	6-1	15-36
AU commits no errors	7-0	49-20
Opp. commits no error	5-1	30-44

### By Day:

Sunday	3-1	18-17
Monday	0-0	0-2
Tuesday	4-1	27-12
Wednesday	2-0	10-2
Thursday	0-0	4-8
Friday	6-0	31-17
Saturday	5-3	32-28
Day Games (first pitch before 6 p.m.)	11-3	70-48
Night Games (first pitch after 6 p.m.)	9-2	53-39
Doubleheaders	4-0	16-8

### By Month:

February	6-2	26-7
March	14-3	50-23
April	0-0	26-25
May	0-0	14-27
June	0-0	6-4

### By Jersey:

White	6-0	39-15
Blue	2-3	18-17
Orange	6-0	28-14
Gray	3-1	13-26
Pinstripes	3-1	15-11
Blue/Camo Hat	0-0	1-1
Cream Throwback	0-0	8-2

## UNIVERSITY INFORMATION

Location	Auburn, Ala.
Enrollment	29,776
Founded	October 1, 1856
Nickname	Tigers
Colors	Burnt Orange and Navy Blue
President	Dr. Steven Leath
Athletics Director	Allen Greene
Conference	Southeastern (SEC West)
Stadium / Capacity	Samford Stadium-Hitchcock Field at Plainsman Park / 4,096
Ticket Office Phone	855-282-2010

## BASEBALL COACHING / SUPPORT STAFF

<b>Head Coach</b>	Butch Thompson (Birmingham-Southern, 1992)
<b>Record at Auburn / Seasons</b>	123-87 (.586) / 4th
<b>Career Coaching Record / Seasons</b>	162-99 (.621) / 5th

<b>Assistant Coach</b>	Karl Nonemaker (Vanderbilt, 2002)
<b>Assistant Coach</b>	Gabe Gross (Auburn, 2012)
<b>Volunteer Assistant</b>	Steve Smith (Baylor, 1986)

<b>Athletic Admin.</b>	Randall Dickey (Ouachita Baptist, 1983)
<b>Player Development &amp; Data Analyst</b>	Blake Beck (Troy, 2014)
<b>Athletic Trainer</b>	Anthony Sandersen (South Dakota State, 2004)
<b>Strength &amp; Conditioning</b>	Chris Joyner (Minnesota State - Mankato, 2001)

## PROGRAM HISTORY

<b>Modern Era Program Record (since 1949)</b>	1,932-1,320-4 (.594)
<b>College World Series Appearances / Last</b>	4 / 1997
<b>College World Series Record</b>	3-8 (.273)
<b>NCAA Regional Appearances / Last</b>	21 / 2018
<b>NCAA Regional Record</b>	48-45 (.516)
<b>NCAA Super Regional Appearances / Last</b>	2 / 2018
<b>NCAA Super Regional Record</b>	1-4 (.200)
<b>Last Postseason Opponent</b>	Florida / 2018
<b>Result</b>	Gainesville (Fla.) Super Regional Lost, 3-2

## POSTSEASON HISTORY

**College World Series Appearances: 4** (1967, 1976, 1994, 1997)

**Super Regional Appearances: 2** (1999, 2018)

**NCAA Regional Appearances: 21** (1963, 1967, 1976, 1978, 1987, 1989, 1993-95, 1997-2003, 2005, 2010, 2015, 2017, 2018)

**NCAA Regional Titles: 6** (1967, 1976, 1994, 1997, 1999, 2018)

## MEDIA RELATIONS

**Baseball Contact:** George Nunnelley, Asst. Director - Athletics Comm.  
**Cell:** 502-609-9982  
**Email:** gnnunnelley@auburn.edu  
**Twitter:** @gnunnelley  
**Associate AD:** Kirk Sampson

## 2019 AUBURN BASEBALL ROSTER

No.	Name	Pos.	Cl.	B/T	Ht.	Wt.	Exp.	Hometown (Previous School)
1	Judd Ward	OF	So.	L/R	6-1	195	1L	Russellville, Ala. (Russellville)
2	Everett Lau	IF/OF	Jr.	L/R	5-10	185	JC	Oahu, Hawaii (College of San Mateo)
3	Devin Warner	OF/IF	Fr.	S/R	6-3	205	HS	Cartersville, Ga. (Cartersville)
4	Rankin Woley	IF	Jr.	R/R	6-0	210	JC	Atlanta, Ga. (Chattahoochee Valley)
5	Jarrett Eaton	OF	Fr.	L/R	5-9	162	HS	Mobile, Ala. (St. Paul's Episcopal)
6	Matt Scheffler	C	Jr.	R/R	6-2	190	JC	Kirkland, Wash. (Pierce)
7	Ed Johnson	IF	Fr.	R/R	6-1	175	HS	Trussville, Ala. (Hewitt-Trussville)
8	Bailey Horn	LHP	R-So.	L/L	6-2	212	JC	West, Texas (McLennan)
9	Ryan Bliss	IF	Fr.	R/R	5-9	165	HS	LaGrange, Ga. (Troup)
10	Edouard Julien	IF	So.	L/R	6-1	183	1L	Quebec City, Canada (Cardinal-Roy)
11	Chase Hall	C	R-Jr.	R/R	6-2	215	RS	Roanoke, Ala. (Southern Union)
12	Ryan Hoerter	RHP	So.	R/R	6-6	191	1L	Kenosha, Wisc. (Indian Trail)
13	Davis Daniel	RHP	Jr.	R/R	6-1	190	2L	Montgomery, Ala. (St. James)
14	Elliott Anderson	LHP	Jr.	L/L	6-3	212	2L	Cartersville, Ga. (Cartersville)
16	Kason Howell	OF	Fr.	R/R	6-0	185	HS	Argyle, Texas (Liberty Christian)
17	Will Holland	IF	Jr.	R/R	5-11	185	2L	Lawrenceville, Ga. (Collins Hill)
18	Brooks Fuller	LHP	Fr.	L/L	6-2	215	HS	Auburn Ala. (Auburn)
19	Brody Moore	IF	Fr.	R/R	6-0	185	HS	Oneonta, Ala. (Oneonta)
20	Cody Greenhill	RHP	So.	R/R	6-4	216	1L	Russellville, Ala. (Russellville)
21	Jackson Henderson	IF/OF	Jr.	R/R	6-0	175	JC	Selma, Ala. (Lurleen B. Wallace)
22	Ford Luttrell	RHP	R-Fr.	L/R	6-0	181	RS	Madison, Ala. (Bob Jones)
23	Peyton Glavine	LHP	So.	R/L	5-11	176	1L	Alpharetta, Ga. (Blessed Trinity Catholic)
24	Conor Davis	IF	Jr.	R/R	6-3	227	2L	Roswell, Ga. (Blessed Trinity Catholic)
25	Dawson Sweatt	LHP	Fr.	R/L	6-2	190	HS	Fayetteville, Ga. (Starr's Mill)
26	Troy Bearden	OF/C	Fr.	R/R	6-2	220	HS	Trussville, Ala. (Next Level Baseball Academy)
29	Carson Skipper	LHP	Fr.	L/L	6-3	195	HS	Trussville, Ala. (Hewitt-Trussville)
31	Blake Schilleci	LHP	Sr.	L/L	5-10	198	1L	Birmingham, Ala. (Wallace-Hanceville)
32	Tanner Burns	RHP	So.	R/R	6-0	205	1L	Decatur, Ala. (Decatur)
33	Will Morrison	RHP	Fr.	R/R	6-2	180	HS	Cullman, Ala. (Cullman)
36	Kyle Gray	LHP	R-Jr.	L/L	5-10	205	JC	Austin, Texas (Blinn)
37	Ryan Watson	RHP	Jr.	R/R	6-5	215	2L	Auburn, Ala. (Auburn)
38	Brett Olson	IF	R-Sr.	L/L	6-2	225	1L	Newport Beach, Calif. (Corona Del Mar)
40	Garrett Wade	LHP	Fr.	L/L	6-2	205	HS	Hartselle, Ala. (Hartselle)
41	Steven Williams	OF/C	So.	L/R	6-3	216	1L	Albany, Ga. (Deerfield-Windsor)
43	Richard Fitts	RHP	Fr.	R/R	6-3	185	HS	Helena, Ala. (Helena)
44	Jack Owen	LHP	So.	L/L	6-2	174	1L	Aliso Viejo, Calif. (J Serra)

### COACHES & STAFF

30	Butch Thompson	Head Coach	Fourth Year
35	Karl Nonemaker	Assistant Coach	Second Year
39	Gabe Gross	Assistant Coach	Second Year
34	Steve Smith	Volunteer Assistant Coach	Second Year
	Greg Drye	Director of Operations	Fourth Year
	Randall Dickey	Athletic Administrator	Fifth Year
	Anthony Sandersen	Athletic Trainer	Second Year
	Blake Beck	Player Development & Data Analyst	Third Year
	Chris Joyner	Strength & Conditioning	First Year

#### PRONUNCIATION GUIDE

Ryan HOERTER ..... HOR-ter  
 EDOUARD JULIEN ..... ED-whah joo-lee-EN  
 Everett LAU ..... Rhymes with 'now'  
 Ford LUTTRELL ..... LUH-trull  
 Blake SCHILLECI ..... sha-LAY-see  
 Rankin WOLEY ..... WOE-lee

**30 BUTCH THOMPSON HEAD COACH**

**THE AUBURN SKIPPER**

- Seven College World Series appearances / 16 postseason appearances
- 2013 National Runner-up (Mississippi State)
- 2001 National Champion (Birmingham-Southern)
- 2014 Baseball America/ABCA National Assistant Coach of the Year
- 2006 FCA Coach of the Year
- Coached 14 pitchers who went on to pitch in the Major Leagues
- Recruited and coached 29 pitchers who were drafted out of college that weren't drafted out of high school

**Butch Thompson enters his fourth season at the helm of the program in 2019. Thompson, who spent three seasons as an assistant coach and recruiting coordinator at Auburn from 2006-08, returned to the Plains after seven seasons at Mississippi State as both associate head coach and pitching coach.**

Butch Thompson was named Auburn's head baseball coach on October 22, 2015 and enters his fourth season with the Tigers in 2019.

Thompson, who spent three seasons as an assistant coach and recruiting coordinator at Auburn from 2006-08, returned to The Plains after seven seasons at Mississippi State as both associate head coach and pitching coach.

Widely regarded as one of the premier pitching coaches in the country, he has seen 14 of his former pitchers make their Major League Baseball debuts, including eight since 2014. Thompson has also turned 29 pitchers who went undrafted out of high school into MLB draft picks.

Thompson had three pitchers drafted in the first 11 rounds in 2014 and five pitchers drafted, including three in the top 10 rounds, in 2013. He added a first-round selection in the 2016 draft, a third-round pick in Keegan Thompson in 2017 and the first No. 1 overall pick in program history in Casey Mize in 2018.

Along with his pitching pedigree, Thompson is also considered one of the top recruiters in the country. Since 2003, he has secured 12 recruiting classes that were ranked in the top 10 by either Baseball America or Perfect Game, including the No. 5 signing class in 2017 and a program record No. 4 class in 2018. His classes signed from 2006-08 at Auburn each ranked in the top 18 nationally, including the No. 5 class in 2008.

A native of Amory, Miss., Thompson has coached 26 Division I All-Americans and 38 all-conference performers. He has made 16 postseason appearances, including seven trips to the College World Series, and guided Birmingham-Southern to a NAIA National Championship in 2001 and was a national runner-up at Mississippi State in 2013.

Thompson was named the 2006 Fellowship of Christian Athletes SEC Coach of the Year while at Auburn and the 2014 Baseball America and American Baseball Coaches Association (ABCA) National Assistant Coach of the Year while at Mississippi State.

Thompson has already made his mark in his first three seasons at Auburn as he became the fourth head coach in program history to notch his 100th win in his third season at the helm. Thompson has guided the Tigers to a 103-82 overall record and has taken the team to back-to-back NCAA regionals for the first time in 15 years. After tying the 2010 team for the most wins (43) in a season since 1999 and advancing to its first super regional since that same season, Auburn's 2018 team finished the year ranked No. 9 by USA TODAY, marking the program's highest ranking to end a season since 1998.

In seven seasons at MSU, Thompson made four NCAA regional trips, two Super Regionals, won the SEC Tournament and advanced to the College World Series finishing as NCAA runner-up in 2013. In three of the last four seasons, the Bulldogs' staff ERA finished no higher than 3.06. Thompson's 2013 pitching staff was one of two nationally to finish in the top 15 in ERA, strikeouts per nine innings and hits allowed per nine innings.

In addition to his experience at Auburn and Mississippi State, Thompson also spent five seasons at Georgia from 2002-05, including a trip to the College World



Series in 2004. While there he guided the development of future Major Leaguers Josh Fields, Mitchell Boggs and Brooks Brown.

Thompson launched his coaching career as pitching coach and top assistant at Huntingdon College (Ala.) in 1993, before returning to his alma mater in Birmingham, where he helped lead the Panthers to back-to-back Southern States Conference championships and in 1995 coached BSC to its first NAIA World Series berth.

Thompson left BSC briefly to serve as head coach at Jefferson State Community College in Birmingham in 1997. While at JSCC, he was honored as the Regional Tournament Coach of the Year, the ABCA Alabama Junior College Coach of the Year and the Southeast Region Coach of the Year after guiding JSCC to a 39-21 mark, the AJCAA Region 22 State Championship and a third-place finish in the NJCAA Division II World Series.

He returned to Birmingham-Southern as top assistant the following season, beginning a four-year run during the most successful span in BSC baseball history. The Panthers won 196 games, four TranSouth Conference Championships and made three-consecutive appearances in the NAIA World Series. BSC's 2001 team posted a school-best 55-11 mark and captured the NAIA National Championship.

In 2002, Thompson joined the SEC baseball coaching fraternity as a pitching coach and recruiting coordinator at Georgia and has been a part of the league for the past 17 seasons.

Thompson currently serves as the large-school representative for the Alabama Baseball Coaches Association and is an All-American committee member representing the South region for the ABCA.

Thompson prepped at Amory (Miss.) High School and later starred as a pitcher at Itawamba (Miss.) Community College from 1989-90. On Oct. 25, 2014, Thompson was inducted into the ICC Athletic Hall of Fame.

He earned a bachelor's degree in history at BSC in 1992 and completed a master's degree in sports administration at UAB in 1996. He is married to the former Robin Ashe of Birmingham, Ala., and they are the parents of three daughters --- Anna, Olivia and Madelyn Gail.

**NATIONAL POLLS**

**NEWS & NOTES**

**BASEBALL AMERICA**

Mar. 25

1. UCLA
2. Mississippi State\*
3. Stanford
4. Vanderbilt\*
5. N.C. State
6. Georgia\*
7. Texas
8. Oregon State
9. North Carolina
10. Arkansas\*
11. Texas Tech
12. Texas A&M\*
13. East Carolina
14. Arizona State
15. Florida
16. Louisville
17. LSU\*
- 18. AUBURN**
19. UC Irvine
20. Coastal Carolina
21. Florida State
22. Ole Miss\*
23. TCU
24. Clemson
25. Oklahoma

**D1 BASEBALL**

Mar. 25

1. UCLA
2. Mississippi State\*
3. Stanford
4. Georgia\*
5. N.C. State
6. Vanderbilt\*
7. Oregon State
8. Arkansas\*
9. Arizona State
10. Texas A&M\*
11. Louisville
12. Coastal Carolina
13. Texas
14. East Carolina
- 15. AUBURN**
16. North Carolina
17. LSU\*
18. Texas Tech
19. TCU
20. Florida State
21. UC Irvine
22. Oklahoma
23. Florida
24. Ole Miss\*
25. Illinois

**USA TODAY**

Mar. 25

1. UCLA
2. Mississippi State\*
3. Stanford
4. N.C. State
5. Vanderbilt\*
6. Georgia\*
7. Oregon State
8. Arkansas\*
9. Arizona State
10. Louisville
11. Texas A&M\*
- 12. AUBURN**
13. Texas Tech
14. Coastal Carolina
15. LSU\*
16. Texas
17. North Carolina
18. East Carolina
19. Oklahoma
20. TCU
21. Florida State
22. Ole Miss\*
23. Tennessee\*
24. Florida
25. UC Irvine

**NCBWA**

Mar. 25

1. UCLA
2. Stanford
3. Mississippi State\*
4. Vanderbilt\*
5. Georgia\*
6. N.C. State
7. Oregon State
8. Arkansas\*
9. Arizona State
10. Louisville
11. Texas Tech
12. Texas A&M\*
- 13. AUBURN**
14. LSU\*
15. North Carolina
16. Coastal Carolina
17. Texas
18. East Carolina
19. Florida State
20. UC Irvine
21. TCU
22. Florida
23. Oklahoma
24. Clemson
25. Ole Miss\*
26. Illinois
27. UC Santa Barbara
28. Tennessee\*
29. Baylor
30. Washington

**PERFECT GAME**

Mar. 25

1. UCLA
2. Mississippi State\*
3. Stanford
4. Oregon State
5. Vanderbilt\*
6. N.C. State
7. Georgia\*
8. Arkansas\*
9. North Carolina
- 10. AUBURN**
11. Texas A&M\*
12. Louisville
13. East Carolina
14. Texas
15. Texas Tech
16. LSU\*
17. Arizona State
18. Coastal Carolina
19. TCU
20. Florida
21. Ole Miss\*
22. Florida State
23. UC Irvine
24. UConn
25. Oklahoma

**COLLEGIATE BASEBALL**

Mar. 25

1. N.C. State
2. UCLA
3. Arizona State
4. Mississippi State\*
5. Vanderbilt\*
6. Stanford
7. Oregon State
8. Georgia\*
9. Arkansas\*
10. Coastal Carolina
11. Texas A&M\*
12. LSU\*
- 13. AUBURN**
14. Texas Tech
15. Clemson
16. East Carolina
17. UC Santa Barbara
18. UC Irvine
19. Florida
20. Florida State
21. Louisville
22. North Carolina
23. Illinois
24. Oklahoma
25. Baylor
26. Washington
27. Southern Miss
28. TCU
29. Georgia Tech
30. San Diego

**AUBURN IN THE POLLS**

**BA D1 CB NC PG USA**

Pre.	17	22	23	19	15	20
2/18	18	22	26	22	15	--
2/25	18	21	29	22	15	--
3/4	17	19	27	18	15	18
3/11	17	18	23	17	15	17
3/18	16	12	12	14	7	12
3/25	18	15	13	13	10	12

**UP NEXT**

• Auburn returns to Plainsman Park for four games next week. The Tigers host Georgia Tech for the annual Bark-in-the-Park game Tuesday at 6 p.m. CT before welcoming Arkansas to town for a three-game series Thursday-Saturday.

**SCOUTING THE GAMECOCKS**

• South Carolina enters the weekend at 16-9 and 1-5 in SEC play after dropping a series on the road against Tennessee and falling in midweek action against North Carolina A&T.

• The Gamecocks currently lead the SEC and are second in the country in home runs (42). Senior Jacob Olson paces the club with nine homers so far this season.

• Offensively, South Carolina is hitting .254 as a team and is led by TJ Hopkins and Olson at a .327 clip. Hopkins leads the team in runs (26), hits (34), RBI (25), triples (three) and total bases (70).

• On the mound, the Gamecocks have turned in a staff ERA of 4.44. Freshmen right-hander Cam Tringali leads the conference in appearances (13) and has turned in a 1.82 ERA in 24.2 innings of relief.

**WILD WEEKEND**

• Auburn lost to Mississippi State, 20-15, in the rubber game of the three-game series in Starkville last weekend.

• Auburn's 21 hits were the most in a game this season and the most in a league game since 2010.

• The two teams combined for 35 runs on 42 hits, marking the most combined runs and hits in a SEC game since Kentucky and Mississippi State combined for 39 runs on 43 hits in 2009.

**TURNING BACK THE CLOCK**

• Auburn has won 100 games dating back to the start of the 2017 season, and the team's 80 wins from 2017-18 marked the most wins since winning 87 games from 1999-2000.

• The Tigers are one of six team in the SEC with 100 or more wins since 2017, joining Florida (118), Arkansas (114), LSU (108), Texas A&M (103) and Mississippi State (102) on the list.

• Auburn is one of 12 teams in the country, including eight from the SEC, with 20 or more wins this season. The team's .800 winning percentage is tied for 12th in the NCAA.

**SHUTTING 'EM OUT**

• Auburn is tied for the national lead with six shutouts this season, all of which came in a 10-game span.

• The Tigers six shutouts are already one more than last season and the seventh most in a single-season in program history. The single-season record is nine in 1988.

• The Tigers didn't allow a run in 33.1 innings from Mar. 6-9, marking a program record in the category.

**LATE-INNING LEAD**

• Auburn is 17-0 when leading after seven and 20-0 when leading after eight this season.

• The Tigers are 102-8 when ahead after seven and 119-6 when ahead after eight under head coach Butch Thompson.

• Conversely, Auburn is 1-2 when trailing after seven and 0-5 when trailing after eight this season. The Tigers are 8-64 and 2-70, respectively, under Coach Thompson.

**MAGIC NUMBER: FOUR**

- Auburn's magic number for runs scored in a game is four.
- The Tigers are 18-2 when scoring four or more runs this season and 2-3 when scoring three runs or fewer.
- In four seasons under Coach Thompson, the team is 110-35 when scoring four or more runs and 13-52 when scoring three or fewer runs.

**TALE OF TWO TAPES**

- Auburn's pitching staff led the country in ERA (2.02) and ranked in the top 10 in walks allowed per nine innings (2.55), strikeout-to-walk ratio (3.81) and WHIP (1.02) following the series against Tennessee.
- The Tigers struck out 202 batters and issued 53 walks in 187.0 IP while holding teams to a .203 batting average in those first 20 games.
- In five games since, the team has posted a 9.64 ERA and has struck out 34 batter with 31 walks in 42.0 IP. Teams are hitting .355 against the Tigers during the recent stretch.

**PUTTING 'EM IN MOTION**

- Auburn has stolen 41-of-46 bases this season and ranks 41st in the country in the category.
- The Tigers stole 26 straight bases from Feb. 19-Mar. 17 and are 35 for the last 37.
- The team's six stolen bases in the series finale vs. Tennessee were the most in a game since 2016, and the 11 stolen bases in the series were the most in a series in the Stat Crew era (1993). They were also the most in a three-game span since 2012.
- The 41 stolen bases are just nine shy of the team's total in 66 games a season ago.
- Eleven players, including all nine members of Auburn's regular starting lineup, have stolen a base this season.

**IT'S GOTTA BE THE NUMBER**

- Casey Mize and Tanner Burns have served as Auburn's ace in the last two seasons and have both worn jersey number 32.
- Here is a comparison of their stats through six starts:  
Casey Mize (2018): 5-0, 2.04 ERA, 39.2 IP, 20 H, 3 BB, 63 K, .145 B/AVG  
Tanner Burns (2019): 3-0, 1.41 ERA, 38.1 IP, 20 H, 8 BB, 52 K, .148 B/AVG

**THE DOCTOR WILL SEE YOU NOW**

- Tanner Burns was named the SEC Pitcher of the Week, the NCBWA and Perfect Game/Rawlings National Pitcher of the Week, and the Golden Spikes Award Performer of the Week after tossing a complete-game shutout and matching the Auburn single-game record with 15 strikeouts vs. Cincinnati on Mar. 1.
- He didn't allow a run in three-plus starts and 23.0 IP while striking out 34 batters and issuing two walks from Mar. 1 until last Friday.
- In his last 10 starts, Burns is 6-0 with a 1.71 ERA (12 ER in 63.1 IP).

**TAKING THE NEXT STEP**

- Owen made it back-to-back SEC Pitchers of the Week for the Tigers after turning in a complete-game shutout vs. UTSA on Mar. 9.
- Owen needed just 98 pitches to get through the game, marking the fewest pitches in a complete-game effort since Keegan Thompson finished a game in 90 pitches in 2014.
- Owen didn't allow a run in 20.2 innings until his Saturday vs. Tennessee and set the program record with 28.2 innings without allowing an earned run dating back to last season.

**CONSECUTIVE SCORELESS INNINGS**

Name	Dates	IP
1. Jack Owen	5/22/18-3/16/19	28.2 #
2. John Powell	5/19-6/4/94	27.1 #
3. Keegan Thompson	5/15/15-3/10/17	25.0 #
4. Keegan Thompson	2/17-3/10/17	23.2 ^
5. Tanner Burns	3/1-pres.	23.0
6. Bryan Woodall	2/9-23/07	21.2 # ^
Chris Morrison	3/18-4/2/95	21.2 #
Joe Beckwith	2/26-3/17/96	21.0 ^
9. Jack Owen	2/23-3/17/19	20.2
10. Michael Nix	3/23-4/15/03	20.1

# includes unearned runs | ^ to begin a season

**HOMETOWN HERO**

- Auburn native Brooks Fuller will earn his first career SEC and weekend start Saturday. He made his first career start in a midweek game against Alabama A&M earlier this season.
- Fuller has pitched a season-high 3.2 innings of relief in each of the last two conference series and picked up his first career win in an Auburn uniform in the series clincher against Tennessee (3/16).

**HEATING UP**

- Conor Davis is riding a six-game hitting streak and is 8-for-19 with a triple, home run and five RBI in the last five games.
- Davis leads the team with a .395 batting average in the last 10 games and has turned in five multi-hit effort during the span.

**CANADIAN CRUSHER**

- Edouard Julien leads the team with 26 RBI and has driven in multiple runs in five of the last 10 contests - totaling 13 RBI during the span.
- Julien broke Frank Thomas' freshman RBI record and led the SEC and all freshmen nationally with 69 RBI a season ago.
- He has recorded 22 HR and 95 RBI in his first 86 games at Auburn.

**SHOW STOPPER**

- Elliott Anderson has made a team-high 11 appearances this season, including 10 in relief.
- In his 10 relief appearances, Anderson is 4-0 with a 0.46 ERA. He has struck out 25 batters and issued five walks in 19.2 IP and is holding opponents to a .192 batting average.

**WOAH-LEY**

- Rankin Woley leads the team in batting average (.320), hits (32) and doubles (seven) while ranking second in RBI (23) and third on the team in runs (20).
- Woley was named a NJCAA First Team All-American in 2018 and set the Chattahoochee Valley single-season record for hits (93), doubles (27) and RBI (93).

**CONFERENCE SLATE**

- Eight of Auburn's 10 SEC series are against teams that currently rank in the top 25 of at least one poll.
- Eight of the team's conference series are against NCAA Regional teams from a year ago, including four NCAA Super Regional teams and two teams that advanced to the College World Series in Arkansas and Mississippi State.
- The Tigers five road trips in league play are to Mississippi State, South Carolina, Texas A&M, Vanderbilt and LSU. All Five teams made the 2018 NCAA Tournament and three - Mississippi State, South Carolina and Vanderbilt - advanced to a super regional.

**NON-CONFERENCE SUCCESS**

- Auburn started the 2018 season 15-0, marking the second-best start in program history, and went 22-4 overall in non-conference play, including 11-1 on the weekend.
- Dating back to the 2017 season, the Tigers are 55-15 in the non-conference and 31-6 against non-conference foes on the weekend.

**HOME SWEET HOME**

- Auburn went 29-6 in games played at Plainsman Park last season, marking the most home wins in a season since 1997 (30) and the second-most home wins all-time.
- The Tigers are 44-7 at home since the start of the 2018 season and 67-20 at home since 2017.

**CORE POWER**

- The Tigers return 41 home runs between the core trio of Julien (17), Will Holland (12) and Steven Williams (12). The 41 home runs between the three players are the most among any returning trio in the SEC this season.
- Julien, Holland and Williams also drove in a combined 172 runs last season, totaling 16 more RBI than any other returning trio in the SEC this season.

**WEALTH OF EXPERIENCE**

- The team's 43 returning home runs are the most since 2011 (62) and its 214 RBI are the most since 2016 (246).
- The Tigers also bring back 156 appearances, 25 wins, 362.0 innings pitched and 330 strikeouts. Those are the highest totals returning since 2016, 2014, 2014 and 2012, respectively.

**PACKED HOUSE**

- Auburn sold a record number of season tickets in 2019 (2,163), which surpassed its previous record of 1,991 tickets sold a season ago.
- The Tigers have welcomed 50, 885 fans through the gates of Plainsman Park this season, which ranks 12th in the country.
- The average attendance of 3,180 fans ranks 15th in the country.

**THE GABE GROSS EFFECT**

- In its first season under hitting coach Gabe Gross, Auburn set a program record for hit-by-pitches (84) and ranked in the top 10 in program history in a number of additional offensive categories.
  - Home runs: 73; 5th
  - Walks: 309; 5th
  - RBI: 423; 8th
  - Runs: 467; 8th
  - Extra-base hits: 201; 10th
  - Total bases: 977; 10th

**PRESEASON RECOGNITION**

- Burns and Holland garnered a wealth of preseason recognition, including becoming the first Auburn duo to be named to the Golden Spikes Award preseason watch list in the same season.
- Burns: Preseason First Team All-SEC, Golden Spikes Award preseason watch list, Second Team Preseason All-American by D1 Baseball, Third Team Preseason All-American by Collegiate Baseball.
- Holland: Golden Spikes Award preseason watch list, Second Team Preseason All-American by Perfect Game, Third Team All-American by D1 Baseball and NCBWA.

**BIG LEAGUE TIGERS**

- In 2018, former Auburn pitcher Trey Wingenter became the 51st player in Auburn history to appear in the Major Leagues. He made his MLB debut for the San Diego Padres on Aug. 7, 2018.
- Wingenter is one of three former Tigers to open the 2019 season on a big league roster, joining Josh Donaldson (Braves) and Garrett Cooper (Marlins). Grant Dayton is also on the Braves' 40-man roster but is currently inactive.

**TIGERS IN THE DRAFT**

- Auburn had seven players selected in the 2018 MLB Draft, including the program's first No. 1 overall draft pick in Casey Mize.
- The seven players drafted were the most in a season since 2010 (11) and tied for the second most in program history.
- The Tigers have had multiple players drafted every year since 2006 and at least one player selected for 44 straight years, which is tied for the longest streak in the SEC.

**TAKE 'EM TO SCHOOL**

- Auburn has 11 players on its team that chose to attend Auburn rather than sign a professional contract, including four freshmen from the 2018 draft in June.

Player	Year	Round	Team
Ryan Bliss	2018	30th	Boston
Tanner Burns	2017	37th	NY (AL)
Davis Daniel	2018	11th	Milwaukee
	2016	34th	Chicago (NL)
Peyton Glavine	2017	37th	LA (AL)
Ryan Hoerter	2017	36th	Pittsburgh
Kason Howell	2018	20th	Boston
Edouard Julien	2017	37th	Philadelphia
Garrett Wade	2018	38th	Tampa Bay
Devin Warner	2018	30th	Arizona
Ryan Watson	2016	39th	LA (NL)
Steven Williams	2017	35th	NY (AL)

**THE LAST TIME...**

**BATTING SUPERLATIVES**

5 hits in a game Anfernee Grier at Kennesaw St. [5-for-6] (4/12/16)  
 6 hits in a game Tyler Johnstone vs. Elon [6-for-7, 2B, 3B] (2/25/05)

Reached base 6 times Edouard Julien vs. Alabama A&M [3-3, 1 BB, 2 HBP] (4/3/18)

4 runs in a game Will Holland at Alabama (G2 - 4/21/18)  
 5 runs in a game Edouard Julien vs. Alabama A&M (4/3/18)  
 6 runs in a game never

**10-game hitting streak** **Ryan Bliss, 10 games, (2/17-3/5/19)**  
 15-game hitting streak Jonah Todd, 16 games, (4/8-5/7/17)  
 20-game hitting streak A. Grier, 22 games, (5/31/15-3/22/16)  
 25-game hitting streak Justin Fradejas, 27 games (3/23-5/7/10)  
 30-game hitting streak Casey Dunn, 31 games (2/22 [G1]-4/15/97)

3 doubles in a game Jordan Ebert vs. Southern (2/26/16)  
 4 doubles in a game Ken Dempsey vs. Georgia (1971)

2 triples in a game Jay Gonzalez vs. Alabama State (2/28/12)  
 3 triples in a game never

**2 home runs in one game** **Edouard Julien vs. Alabama A&M (2/20/19)**  
 3 home runs in one game Tony Caldwell at Kentucky (4/9/11)

7 RBI in a game Steven Williams vs. Longwood (2/17/18)  
 8 RBI in a game Justin Bryant at Georgia (3/19/10)  
 9 RBI in a game Hunter Morris at Georgia (3/21/10)  
 10 RBI in a game Bob Berry vs. Huntington (4/15/82)

**Grand slam home run** **Conor Davis at UAB (3/20/19)**  
**Inside-the-park home run** **Edouard Julien vs. Georgia Southern (2/17/19)**  
 HR to begin game Will Holland at #5 Ole Miss (5/12/18)  
 Two HR in one inning Dan Glevenyak at Jacksonville State (8th) (5/7/13)  
**HR in consecutive at-bats** **Edouard Julien vs. Alabama A&M (2/20/19)**  
**HR in three consecutive at-bats** **Edouard Julien vs. Alabama A&M/UCF (2/20-22/19)**  
**HR in consecutive games** **Steven Williams vs. at UCF vs. Cincinnati (2/24-3/1/19)**  
 HR in three consecutive games Brendan Venter (5/5-7/18)  
 HR in three consecutive SEC games Trent Mummy (4/17-23/10)  
 HR in four consecutive games Joseph Sanders (5/10-15/08)  
 HR in four consecutive SEC games Mike Bianucci (5/2-9/08)  
 HR in five consecutive games Tim Lemons (4/6-10/85)  
 Walk-off HR Conor Davis vs. # 6 South Carolina (4/2/17)  
 Pinch-hit HR Edouard Julien vs. BYU (G1 - 3/3/18)  
 Pinch-hit grand slam Edouard Julien vs. BYU (G1 - 3/3/18)  
 HR in first at-bat of season Steven Williams vs. Longwood (2/17/18)  
 HR in both games of DH Dylan Ingram at #7 Mississippi St. (4/29/17)

Hit for the cycle Clete Thomas [3B, 1B, 1B, HR, 2B] vs. Arkansas (4/3/05)

Hit from both sides of plate in same inning Damon Haecker [5th inn.] vs. Jacksonville St. (3/15/17)  
 Two hits in same inning Josh Anthony [HR, 2B] vs. Army (6/2/18)

Stole home Justin Hargett vs. Davidson (Grn 2) [4th] (3/3/10)  
**Stole two bases in a game** **Will Holland/Kason Howell vs. #21 Tennessee (3/17/19)**  
 Stole three bases in a game Anfernee Grier vs. Southern (2/26/16)

**Hit by a pitch 2 times in a game** **Edouard Julien vs. UT Martin (2) (3/5/19)**  
 Hit by a pitch 3+ times in a game Dan Glevenyak at Alabama (4) (4/11/14)

Scored 20 or more runs 20 at Alabama (G2 - 4/21/18)  
 Scored 25 or more runs 25 vs. Longwood (2/17/18)  
 Scored 30 or more runs 32 vs. Troy (3/2/94)

**Scored 5 runs in an Inning** **5, vs. UTSA (1st) (3/9/19)**  
 Scored 6 runs in an Inning 6, at Alabama (6th) (4/20/18)  
**Scored 7 runs in an Inning** **7, at #4 Mississippi State (4th) (3/24/19)**  
**Scored 8 runs in an Inning** **8, at UAB (5th) (3/19/19)**  
 Scored 9 runs in an Inning 9, vs. Army (5th) (6/2/18)  
 Scored 10+ runs in an Inning 11, at Alabama (8th) (G1 - 4/21/18)  
 Recorded 10+ hits in an Inning 11, vs. Furman (5th) (2/12/00)  
 Scored in every inning vs. Coppin State (3/18/14)

**Recorded 15-19 hits** **18, vs. UT Martin (3/5/19)**  
**Recorded 20 or more hits** **21, at #4 Mississippi State (3/24/19)**

Hit 3 or more home runs in an inning 3, vs. Northeastern (6th) (G1 - 3/10/18)  
**Hit 3 or more home runs in a game** **3, at UCF (2/24/19)**  
 Hit 5 or more home runs in a game 6, vs. Northeastern (G1 - 3/10/18)  
 Hit 7 or more home runs in a game 7, vs. Mississippi State (5/8/10)  
**Hit back-to-back home runs** **S. Williams & R. Woley at #4 Mississippi State (6th) (3/22/19)**  
 Hit back-to-back-to-back home runs B. Fletcher, H. Morris & K. Patterson vs. Mississippi State (5th) (5/8/10)

Had 5 doubles 5, vs. N.C. State (6/3/18)  
 Had 6 doubles 6, vs. Georgia Tech (3/13/18)  
 Had 7 doubles 7, vs. Alabama A&M (3/1/16)  
 Had 8 doubles 8, vs. BYU (G1 - 3/3/18)  
 Had 9+ doubles 10, vs. Tennessee (5/15/10)

Stole 5 bases in a game 5, vs. Bethune-Cookman (5/6/14)  
**Stole 6 bases in a game** **6, vs. #21 Tennessee (3/17/19)**  
 Stole 7 bases in a game 7, vs. Presbyterian (5/8/12)  
 Stole 8 bases in a game 8, vs. Alcorn State (2/22/12)

Walked 10+ times 13, vs. Alabama A&M (4/3/18)  
 Did not strike out in a game vs. Belmont (3/11/12)

**PITCHING SUPERLATIVES**

**INDIVIDUAL**  
 Nine-inning no-hitter Casey Mize vs. Northeastern (3/9/18)  
 Nine-inning no-hitter (combined) Mike Mueller [2.0], Lee Carter [1.0], Brandon Channell [1.0], Reid Price [1.0], Andrew Skinner [1.0], Arnold Hughey [1.0], Ken Clayton [1.0], Cory Duettt [0.2], Sean Jones [0.1] vs. UAB (3/19/02)

Seven-inning no-hitter Jason Johnson vs. LaGrange College (4/30/91)

Nine-inning perfect game Eric Brandon vs. Murray State (3/2/02)  
 Seven-inning perfect game Jason Johnson vs. LaGrange College (4/30/91)

Nine-inning one-hitter (individual) Keegan Thompson vs. Presbyterian (3/1/14)  
 Nine-inning one-hitter (combined) Justin Camp [6.2], Terrance Dedrick [1.1], Jay Wade [0.2], Rocky McCord [0.1], at Kennesaw St. (3/11/14)  
 Five-inning one-hitter Kevin Davis [3.2], Jacob Milliman [1.1], vs. Radford (2/22/15)

**Nine-inning two-hitter** **Tanner Burns [9.0] vs. Cincinnati (3/1/19)**

**Complete game** **Jack Owen vs. UTSA (3/9/19)**  
**Complete game shutout** **Jack Owen vs. UTSA (3/9/19)**  
 Consecutive complete games K. Thompson vs. Arkansas & LSU (4/4 & 4/11/15)

**Struck out 10 batters** **10 by Tanner Burns vs. UTSA (3/8/19)**  
 Struck out 11 batters 11 by Casey Mize vs. Army (6/2/18)  
 Struck out 12 batters 12 by Casey Mize at Kentucky (3/23/18)  
 Struck out 13 batters 13 by Casey Mize vs. Texas A&M (3/16/18)  
**Struck out 15 batters** **15 by Tanner Burns vs. Cincinnati (3/1/19)**

**TEAM**  
**Shut out 15 batters** **Garrett Wade [8], Kyle Gray [1], Will Morrison [1], Carson Skipper [5] vs. UT Martin (3/6/19)**  
**Struck out 16 batters** **Garrett Wade [8], Kyle Gray [2], Elliott Anderson [6] at South Alabama (3/12/19)**  
**Struck out 17 batters** **Carson Skipper [8], Elliott Anderson [2], Will Morrison [5], Blake Schilleci [2] vs. Alabama A&M (2/19/19)**

Struck out 15 batters consecutive games vs. Ga State, at Missouri (4/5-7/16)  
**Shut out an opponent** **2-0 vs. #21 Tennessee (3/15/19)**  
**Consecutive shutouts** **6-0 vs. UTSA / 5-0 vs. UTSA (3/8-9/19)**  
**Three straight shutouts** **2-0 vs. UT Martin / 6-0 vs. UTSA / 5-0 vs. UTSA (3/6-9/19)**  
**Shut out an SEC opponent** **2-0 vs. #21 Tennessee (3/15/19)**  
 Shut out an SEC opponent on the road 5-0 at Alabama (G1 - 4/21/18)  
 Consecutive SEC shutouts 5-0 and 4-0 at Miss. State (3/27-28/15)  
 Consecutive SEC shutouts on the road 5-0 and 4-0 at Miss. State (3/27-28/15)  
 Was shut out 7-0 vs. #4 Ole Miss (5/25/18)  
 Was held to one hit vs. #24 Missouri (4/1/18)  
 Was no hit vs. #13 Arkansas (5/25/17)

**FIELDING SUPERLATIVES**  
 2 errors in a game Josh Anthony vs. Texas A&M (3/17/18)  
 3 errors in a game Luke Jarvis vs. Presbyterian (3/11/17)  
 4 errors in a game Brett Burnham at Alabama (4/5/00)

3 double plays turned in a game vs. Alabama A&M (4/3/18)  
 4 double plays turned in a game vs. Georgia Tech (4/4/17)  
 5 double plays turned in a game never

Triple play (Auburn) vs. Memphis (5/22/78)  
 Triple play (Opponent) at Florida [4th] (3/15/08)

Threw a runner out at HP to end game Will Holland vs. Presbyterian (3/12/17)

**MISC. SUPERLATIVES**  
**Won 10 or more consecutive games** **15 (2/24-3/22)**  
**Won 15 or more consecutive games** **15 (2/24-3/22)**  
 Won 8 or more consecutive SEC games 9 (4/1-21/95)  
 Lost 5 or more consecutive games 7 (5/6-5/13/17)

Home winning streak 21 (1964-66)  
 Road winning streak 14 (1967/1995)  
 Season-opening winning streak 17 (2/7-3/5/97)

**Extra-innings victory** **4-3, 13 innings vs. Georgia Southern (2/17/19)**  
**Extra-innings loss** **5-7, 13 innings vs. Georgia Southern (2/16/19)**

**Swept a 3-game series** **vs. #21 Tennessee (3/15-17/19)**  
 Swept a road series at Alabama (4/20-21/18)  
 Swept a road SEC series at Alabama (4/20-21/18)  
**Swept a SEC series** **vs. #21 Tennessee (3/15-17/19)**  
 Swept a 4-game series Maine (2/15-17/13)  
**Swept a doubleheader** **vs. UTSA (3/9/19)**

**Allowed 3 runs or fewer in a series** **3 vs. UTSA (3/8-9/19)**  
 Allowed 3 runs or fewer in a SEC series 3 vs. Miss. State (3/27-29/15)  
**Allowed 4 runs or fewer in a series** **3 vs. UTSA (3/8-9/19)**  
 Allowed 4 runs or fewer in a SEC series 4 vs. Georgia (4/23-25/15)  
 Allowed 3 runs or fewer in a road series 3 vs. Miss. State (3/27-29/15)  
 Allowed 3 runs or fewer in a SEC road series 3 vs. Miss. State (3/27-29/15)

Overcome a deficit of 7+ runs 7 runs, [7-0, 12-8] vs. Florida A&M (2/22/17)

Won a 1-0 game vs. Mercer (5/30/15) [NCAA Regional]  
 Lost a 1-0 game vs. Ohio State (2/15/14)

**Walk-off win** **vs. Georgia Southern (13 inn.) (2/17/19)**  
 Walk-off loss at #1 Florida (11 inn.) (6/11/18)



# HITTER PROFILES

## 9 • RYAN BLISS IF

5-9 • 165 • FR • LaGrange, Ga. • Troup County

- Has three hits in two of the last five games
- Went 7-for-15 (.467) from the plate last week
- Drafted in the 30th rd of the 2018 MLB Draft by Boston

### CAREER STATISTICS

YEAR	AVG	GP-GS	AB	R	H	2B	3B	HR	RBI	SB-A
2019	.250	25-25	92	17	23	6	1	1	14	5-5

### SEASON HIGHS

**At Bats:** 5, four times  
**Runs:** 2, four times  
**Hits:** 3, two times  
**Doubles:** 1, four times  
**HR:** 1, vs. Cincinnati (3/2)  
**RBI:** 2, four times

## 24 • CONOR DAVIS IF

6-3 • 227 • JR • Roswell, Ga. • Blessed Trinity

- Has five multi-hit efforts and leads the team with a .395 average (15-for-38) in the last 10 games
- Is 6-for-his-last-11 dating back to Saturday at MSU
- Broke a 4-4 tie with the team's first grand slam of the season in the eight-run fifth inning at UAB (3/19)

### CAREER STATISTICS

YEAR	AVG	GP-GS	AB	R	H	2B	3B	HR	RBI	SB-A
2017	.282	52-38	163	22	46	11	0	1	29	1-4
2018	.268	53-47	164	26	44	9	0	2	34	3-6
2019	.318	22-21	85	13	27	3	1	3	13	1-1
TOTAL	.284	127-106	412	61	117	23	1	6	76	5-11

### CAREER HIGHS

**At Bats:** 8, vs. Alabama (5/7/17)  
**Runs:** 3, vs. Longwood (2/17/18)  
**Hits:** 3, five times  
**Doubles:** 2, at Texas A&M (4/9/17)  
**HR:** 1, six times  
**RBI:** 5, vs. Vanderbilt (5/6/18)

### SEASON HIGHS

**At Bats:** 5, four times  
**Runs:** 2, two times  
**Hits:** 3, at MSU (3/24)  
**Doubles:** 1, three times  
**HR:** 1, three times  
**RBI:** 4, at UAB (3/19)

## 17 • WILL HOLLAND IF

5-11 • 185 • JR • Lawrenceville, Ga. • Collins Hill

- Has multiple hits in three of the last six games
- Ranked third on the team with a .395 OBP
- Named a preseason All-American and member of the Golden Spikes Award watch list

### CAREER STATISTICS

YEAR	AVG	GP-GS	AB	R	H	2B	3B	HR	RBI	SB-A
2017	.209	45-41	134	23	28	7	1	3	18	4-4
2018	.313	66-65	249	61	78	18	0	12	52	9-11
2019	.242	24-24	91	19	22	3	0	0	7	11-12
TOTAL	.270	135-130	474	103	128	28	1	15	77	24-27

### CAREER HIGHS

**At Bats:** 6, three times  
**Runs:** 4, at Alabama (4/21 - G2)  
**Hits:** 4, two times  
**Doubles:** 2, two times  
**HR:** 2, two times  
**RBI:** 4, two times

### SEASON HIGHS

**At Bats:** 6, vs. UTM (3/5)  
**Runs:** 3, vs. CS (2/15)  
**Hits:** 4, vs. UTM (3/5)  
**Doubles:** 1, three times  
**HR:** --  
**RBI:** 2, at UCF (2/24)

## 16 • KASON HOWELL OF

6-0 • 185 • FR • Argyle, Texas • Liberty Christian

- Matched a season high with three hits in the finale at MSU and went 5-for-13 in the series
- Drafted in the 20th rd of the 2018 MLB Draft by Boston

### CAREER STATISTICS

YEAR	AVG	GP-GS	AB	R	H	2B	3B	HR	RBI	SB-A
2019	.295	25-25	88	17	26	4	0	0	16	10-12

### SEASON HIGHS

**At Bats:** 6, at MSU (3/24)  
**Runs:** 3, vs. AAMU (2/19)  
**Hits:** 3, two times  
**Doubles:** 1, four times  
**RBI:** 3, vs. UTSA (3/9)

## 10 • EDOUARD JULIEN IF

6-1 • 183 • SO • Quebec City, Quebec • Cardinal-Roy

- Has driven in multiple runs in five of the last 10 games and has 13 RBI during the span
- Turned in a season-high three hits in the final at MSU
- Five of his six doubles this season have come in the last 10 contests

### CAREER STATISTICS

YEAR	AVG	GP-GS	AB	R	H	2B	3B	HR	RBI	SB-A
2018	.275	62-59	207	47	57	7	0	17	69	7-10
2019	.295	24-24	88	25	26	6	0	5	26	2-2
TOTAL	.281	86-83	295	72	83	13	0	22	95	9-12

### CAREER HIGHS

**At Bats:** 6, at Mississippi State (3/24/19)  
**Runs:** 5, vs. Alabama A&M (4/3/18)  
**Hits:** 3, five times  
**Doubles:** 2, Alabama A&M (4/3/18)  
**HR:** 2, vs. AAMU (2/20/19)  
**RBI:** 4, six times

### SEASON HIGHS

**At Bats:** 6, at MSU (3/24)  
**Runs:** 3, two times  
**Hits:** 3, two times  
**Doubles:** 1, six times  
**HR:** 2, vs. AAMU (2/20)  
**RBI:** 3, three times

## 2 • EVERETT LAU IF/OF

5-10 • 185 • JR • Oahu, Hawaii • College of San Mateo

- Collected three hits and drove in a season-high five runs, including a three-run HR, vs. UT Martin (3/5)
- Two-time Golden Gate League First Team All-Conference

### CAREER STATISTICS

YEAR	AVG	GP-GS	AB	R	H	2B	3B	HR	RBI	SB-A
2017*	.381	33-42	126	38	48	9	4	0	32	--
2018*	.381	45-45	181	48	69	17	2	4	45	--
2019	.240	10-6	25	4	6	1	0	1	6	1-1

### SEASON HIGHS

**At Bats:** 6, vs. UTM (3/5)  
**Runs:** 2, vs. UTM (3/5)  
**Hits:** 3, vs. UTM (3/5)  
**Doubles:** 1, vs. UTM (3/5)  
**HR:** 1, vs. UTM (3/5)  
**RBI:** 5, vs. UTM (3/5)  
 \*JUCO

## 6 • MATT SCHEFFLER C

6-2 • 190 • JR • Kirkland, Wash. • Pierce

- Has driven in a run in seven of the last 10 games
- Hit his first HR in an Auburn uniform to break a scoreless tie in the sixth inning in game two vs. UTSA (3/9)
- 2018 Tacoma Athletic Commission Player of the Year

### CAREER STATISTICS

YEAR	AVG	GP-GS	AB	R	H	2B	3B	HR	RBI	SB-A
2017*	.349	36-36	126	26	44	5	1	2	19	--
2018*	.369	42-42	160	51	59	12	2	1	22	--
2019	.263	23-21	76	14	20	5	0	1	11	5-6

### SEASON HIGHS

**At Bats:** 6, at MSU (3/24)  
**Runs:** 2, two times  
**Hits:** 3, at UCF (2/24)  
**Doubles:** 1, five times  
**HR:** 1, vs. UTSA (3/9)  
**RBI:** 1, 11 times  
 \*JUCO

## 1 • JUDD WARD OF

6-1 • 195 • SO • Russellville, Ala. • Russellville

- Ranked second on the team with a .313 average (10-for-32) and tied for second with eight RBI in the last 10 games
- Hit a go-ahead, three-run HR in the 7th inning and drove in a career high four runs in the finale at MSU

### CAREER STATISTICS

YEAR	AVG	GP-GS	AB	R	H	2B	3B	HR	RBI	SB-A
2018	.250	37-21	84	9	21	2	1	0	8	0-2
2019	.274	25-24	84	17	23	3	2	2	15	1-2
TOTAL	.262	62-45	168	26	44	5	3	2	23	1-4

### CAREER HIGHS

**At Bats:** 5, nine times  
**Runs:** 2, two times  
**Hits:** 3, vs. GS (2/16/19)  
**Doubles:** 1, five times  
**HR:** 1, two times  
**RBI:** 4, at Mississippi State (3/24/19)

### SEASON HIGHS

**At Bats:** 5, six times  
**Runs:** 2, two times  
**Hits:** 3, vs. GS (2/16/19)  
**Doubles:** 1, three times  
**HR:** 1, two times  
**RBI:** 4, at MSU (3/24)

## 41 • STEVEN WILLIAMS OF

6-3 • 216 • SO • Albany, Ga. • Deerfield-Windsor

- Hit a pair of HR in the series at MSU
- Three of his last six hits have gone for extra bases
- Has reached base in 30 of the last 31 games

### CAREER STATISTICS

YEAR	AVG	GP-GS	AB	R	H	2B	3B	HR	RBI	SB-A
2018	.291	65-65	244	54	71	10	1	12	51	1-1
2019	.263	25-25	95	21	25	4	0	4	14	2-2
TOTAL	.283	90-90	339	75	96	14	1	16	65	3-3

### CAREER HIGHS

**At Bats:** 6, vs. Bryant (2/23/18)  
**Runs:** 4, two times  
**Hits:** 4, three times  
**Doubles:** 2, vs. BYU (G1 - 3/3/18)  
**HR:** 1, 16 times  
**RBI:** 7, vs. Longwood (2/17/18)

### SEASON HIGHS

**At Bats:** 5, six times  
**Runs:** 3, vs. UC (3/2)  
**Hits:** 3, two times  
**Doubles:** 1, four times  
**HR:** 1, four times  
**RBI:** 3, at UCF (2/24)

## 4 • RANKIN WOLEY IF

6-0 • 210 • JR • Atlanta, Ga. • Chattahoochee Valley

- Collected multiple hits in three of four games last week
- Leads the team in average, hits and doubles
- Named a 2018 NJCAA First Team All-American and the Alabama Community College Conference Player of the Year

### CAREER STATISTICS

YEAR	AVG	GP-GS	AB	R	H	2B	3B	HR	RBI	SB-A
2017*	.267	26-8	45	8	12	4	1	0	5	0-0
2018*	.460	60-60	202	58	93	27	1	11	93	1-1
2019	.320	25-25	100	20	32	7	1	2	23	2-2

### CAREER HIGHS

**At Bats:** 6, two times  
**Runs:** 3, vs. Gulf Coast State (3/2/18)\*  
**Hits:** 4, two times\*  
**Doubles:** 3, vs. Faulkner (2/17/18)\*  
**HR:** 2, vs. Miami Dade (2/10/18)\*  
**RBI:** 5, at Wallace-Selma (4/21/18)  
 ^at LSU  
 \*JUCO

### SEASON HIGHS

**At Bats:** 6, two times  
**Runs:** 2, six times  
**Hits:** 3, vs. AAMU (2/19)  
**Doubles:** 2, UC (3/2)  
**HR:** 1, two times  
**RBI:** 3, vs. UC (3/2)

# PITCHER PROFILES

## 14 • ELLIOTT ANDERSON LHP

- 6-3 • 212 • JR • Cartersville, Ga. • Cartersville
- Didn't allow a run in 13.1 innings to start the season and 15.2 innings dating back to last year
  - Made his 49th career appearance and first career start in the series finale at MSU (3/24)

CAREER STATISTICS												
YEAR	ERA	W-L	G/S	IP	H	R	ER	BB	K	BAA		
2017	6.39	1-0	14/0	12.2	20	9	9	8	9	.370		
2018	3.64	5-0	24/0	29.2	25	18	12	15	32	.229		
2019	2.01	4-0	11/1	22.1	20	6	5	6	27	.230		
TOTAL	3.62	10-0	49/1	64.2	65	33	26	29	68	.260		

CAREER HIGHS						SEASON HIGHS							
Innings:	4.1, vs. Cincinnati (3/2/19)	Innings:	4.1, vs. UC (3/2)	Hits:	6, at Mississippi State (3/24/19)	Hits:	6, at MSU (3/24)	Runs:	5, at Mississippi State (3/24/19)	Runs:	5, at MSU (3/24)	Earned Runs:	4, two times
Strikeouts:	7, two times	Strikeouts:	4, at MSU (3/24)	Walks:	2, three times	Walks:	2, at UCF (2/22)	Pitches:	69, vs. Cincinnati (3/2/19)	Pitches:	69, vs. UC (3/2)		

## 32 • TANNER BURNS RHP

- 6-0 • 205 • SO • Decatur, Ala. • Decatur
- Didn't allow a run in a span of 23.0 IP this season
  - Tabled the SEC Pitcher of the Week after matching the Auburn single-game record with 15 K vs. Cincinnati (3/1)
  - Named a preseason All-American and member of the Golden Spikes Award watch list

CAREER STATISTICS												
YEAR	ERA	W-L	G/S	IP	H	R	ER	BB	K	BAA		
2018	3.01	7-4	17/17	86.2	73	41	29	37	77	.225		
2019	1.41	3-0	6/6	38.1	20	7	6	8	52	.148		
TOTAL	2.52	10-4	23/23	125.0	93	48	35	45	129	.202		

CAREER HIGHS						SEASON HIGHS							
Innings:	9.0, vs. Cincinnati (3/1/19)	Innings:	9.0, vs. UC (3/1)	Hits:	7, vs. Northeastern (6/2/18)	Hits:	5, at MSU (3/22)	Runs:	5, at Mississippi State (3/22/19)	Runs:	5, at MSU (3/22)	Earned Runs:	4, two times
Strikeouts:	15, vs. Cincinnati (3/1/19)	Strikeouts:	15, vs. UC (3/1)	Walks:	4, two times	Walks:	3, at MSU (3/22)	Pitches:	111, vs. Tennessee (3/15/19)	Pitches:	111, vs. UT (3/15)		

## 13 • DAVIS DANIEL RHP

- 6-1 • 190 • JR • Montgomery, Ala. • St. James
- Drafted by Milwaukee in the 11th rd of the 2018 MLB Draft and elected to return to school
  - Rated a top-100 junior by Perfect Game

CAREER STATISTICS												
YEAR	ERA	W-L	G/S	IP	H	R	ER	BB	K	BAA		
2017	5.89	4-3	17/16	70.1	75	47	46	26	61	.273		
2018	4.86	3-4	19/10	66.2	74	40	36	32	70	.278		
2019	4.50	0-0	1/1	2.0	4	2	1	0	4	.364		
TOTAL	5.37	7-7	37/27	139.0	153	89	83	58	135	.277		

CAREER HIGHS						SEASON HIGHS							
Innings:	8.0, at Tennessee (4/15/17)	Innings:	2.0, vs. GS (2/15)	Hits:	9, at Texas A&M (4/9/17)	Hits:	4, vs. GS (2/15)	Runs:	7, two times	Runs:	2, vs. GS (2/15)	Earned Runs:	7, two times
Strikeouts:	8, two times	Strikeouts:	4, vs. GS (2/15)	Walks:	4, three times	Walks:	---	Pitches:	109, vs. Missouri (3/31/18)	Pitches:	47, vs. GS (2/15)		

## 43 • RICHARD FITTS RHP

- 6-23 • 185 • FR • Helena, Ala. • Helena
- Pitched a season-high 3.2 scoreless innings in the Capital City Classic vs. Alabama (3/26)

CAREER STATISTICS												
YEAR	ERA	W-L	G/S	IP	H	R	ER	BB	K	BAA		
2019	4.85	1-0	8/0	13.0	18	7	7	4	8	.333		

CAREER HIGHS						SEASON HIGHS							
Innings:	3.2, vs. UA (3/26)	Innings:	2.2, two times	Hits:	4, at MSU (3/23)	Hits:	7, at MSU (3/24)	Runs:	3, at MSU (3/23)	Runs:	5, at MSU (3/24)	Earned Runs:	3, at MSU (3/23)
Strikeouts:	2, two times	Strikeouts:	4, two times	Walks:	2, at UAB (3/19)	Walks:	2, vs. UT (3/17)	Pitches:	65, vs. UA (3/26)	Pitches:	42, at MSU (3/24)		

## 18 • BROOKS FULLER LHP

- 6-12 • 215 • FR • Auburn, Ala. • Auburn
- Earned his first collegiate win after throwing 3.2 innings of relief in the series-clincher vs. Tennessee (3/16)
  - Ranks third on the team with a 1.62 ERA
  - Named the 2018 ASWA Pitcher and Player of the Year

CAREER STATISTICS												
YEAR	ERA	W-L	G/S	IP	H	R	ER	BB	K	BAA		
2019	1.62	1-0	7/1	16.2	11	8	3	12	10	.183		

CAREER HIGHS						SEASON HIGHS							
Innings:	3.2, two times	Innings:	1.2, at MSU (3/23)	Hits:	4, at MSU (3/23)	Hits:	3, two times	Runs:	3, vs. UTM (3/5)	Runs:	1, at MSU (3/23)	Earned Runs:	6, vs. Northeastern (3/10/18)
Strikeouts:	3, two times	Strikeouts:	4, at MSU (3/24)	Walks:	3, vs. UTM (3/5)	Walks:	2, vs. AAMU (2/20/19)	Pitches:	63, vs. UT (3/16)	Pitches:	35, vs. AAMU (2/20)		

## 23 • PEYTON GLAVINE LHP

- 5-11 • 176 • SO • Alpharetta, Ga. • Blessed Trinity
- Didn't allowed a run and struck out seven batters in his first five appearances and 4.0 IP this season

CAREER STATISTICS												
YEAR	ERA	W-L	G/S	IP	H	R	ER	BB	K	BAA		
2018	27.00	0-0	5/0	3.0	10	9	9	2	5	.526		
2019	1.59	0-0	6/0	5.2	6	1	1	4	9	.261		
TOTAL	10.38	0-0	11/0	8.2	16	10	10	6	14	.381		

CAREER HIGHS						SEASON HIGHS							
Innings:	1.2, at Mississippi State (3/23/19)	Innings:	1.2, at MSU (3/23)	Hits:	5, vs. Northeastern (3/10/18)	Hits:	3, two times	Runs:	6, vs. Northeastern (3/10/18)	Runs:	1, at MSU (3/23)	Earned Runs:	6, vs. Northeastern (3/10/18)
Strikeouts:	3, vs. Longwood (2/17/18)	Strikeouts:	2, four times	Walks:	2, vs. AAMU (2/20/19)	Walks:	2, vs. AAMU (2/20)	Pitches:	35, vs. AAMU (2/20/19)	Pitches:	35, vs. AAMU (2/20)		

## 36 • KYLE GRAY LHP

- 5-10 • 205 • R-JR • Austin, Texas • Blinn
- Earned his first win in an Auburn uniform after throwing the final 1.2 scoreless innings in the series finale vs. Tennessee (3/17)
  - Ranked in the top-50 in the NJCAA in strikeouts and K/9.0 in 2018

CAREER STATISTICS												
YEAR	ERA	W-L	G/S	IP	H	R	ER	BB	K	BAA		
2017*	7.85	0-0	11/--	18.1	27	16	16	9	25	---		
2018*	2.73	7-1	12/--	66.0	56	25	20	19	91	---		
2019	5.73	1-2	8/2	11.0	11	9	7	7	8	.256		

CAREER HIGHS						SEASON HIGHS							
Innings:	7.0, four times*	Innings:	3.0, vs. GS (2/17)	Hits:	9, at Alvin (4/20/18)*	Hits:	3, at UCF (2/23)	Runs:	6, two times*	Runs:	4, at UCF (2/23)	Earned Runs:	6, two times*
Strikeouts:	12, vs. Laredo (3/24/18)*	Strikeouts:	3, vs. GS (2/17)	Walks:	4, vs. Temple (2/16/18)*	Walks:	2, three times	Pitches:	---	Pitches:	69, vs. GS (2/17)		

## 20 • CODY GREENHILL RHP

- 6-4 • 216 • SO • Russellville, Ala. • Russellville
- Earned his team-high fourth save of the season in the series opener at MSU (3/22)
  - Earned a spot on the 2019 NCBA Stopper of the Year Award watch list

CAREER STATISTICS												
YEAR	ERA	W-L	G/S	IP	H	R	ER	BB	K	BAA		
2018	2.30	6-3	21/0	58.2	53	17	15	19	55	.242		
2019	4.05	0-1	10/0	20.0	19	10	9	4	14	.253		
TOTAL	2.75	6-4	31/0	78.2	72	27	24	23	69	.245		

CAREER HIGHS						SEASON HIGHS							
Innings:	5.0, at Florida (4/27/18)	Innings:	2.2, two times	Hits:	7, at Mississippi State (3/24/19)	Hits:	7, at MSU (3/24)	Runs:	5, at Mississippi State (3/24/19)	Runs:	5, at MSU (3/24)	Earned Runs:	5, at Mississippi State (3/24/19)
Strikeouts:	5, two times	Strikeouts:	4, two times	Walks:	3, vs. Georgia State (2/20/18)	Walks:	2, vs. UT (3/17)	Pitches:	86, at N.C. State (6/3/18)	Pitches:	42, at MSU (3/24)		

## 8 • BAILEY HORN LHP

- 6-2 • 212 • R-SO • West, Texas • McLennan
- Earned his first win in an Auburn uniform after throwing 3.0 scoreless and hitless innings at UAB (3/19)
  - Rated a top-75 junior college prospect by Perfect Game
  - Eleven months removed from partial TJ surgery

CAREER STATISTICS												
YEAR	ERA	W-L	G/S	IP	H	R	ER	BB	K	BAA		
2017*	3.86	7-0	15/--	77.0	68	44	33	34	77	---		
2019	10.00	1-0	5/2	9.0	14	11	10	5	4	.350		

CAREER HIGHS						SEASON HIGHS							
Innings:	7.1, vs. Grayson (3/8/17)*	Innings:	3.0, two times	Hits:	7, two times*	Hits:	5, at UCF (2/24)	Runs:	6, vs. San Jac-North (5/30/17)*	Runs:	4, two times	Earned Runs:	6, vs. San Jac (5/30/17)*
Strikeouts:	8, at North Central Texas (4/19/17)*	Strikeouts:	2, at UAB (3/19)	Walks:	4, three times*	Walks:	2, at MSU (3/24)	Pitches:	---	Pitches:	52, vs. GS (2/17)		

## 33 • WILL MORRISON RHP

- 6-2 • 180 • FR • Cullman, Ala. • Cullman
- Struck out five of eight batters faced in his second career appearance vs. AAMU (2/19)
  - Named the 2018 6A Pitcher of the Year by AL.com
  - Two-time Collegiate Baseball First Team High School All-American

CAREER STATISTICS												
YEAR	ERA	W-L	G/S	IP	H	R	ER	BB	K	BAA		
2019	6.14	0-0	7/0	7.1	7	5	5	3	7	.259		

CAREER HIGHS						SEASON HIGHS							
Innings:	2.0, three times	Innings:	2.0, two times	Hits:	2, two times	Hits:	2, vs. GS (2/16)	Runs:	2, vs. GS (2/16)	Runs:	1, at MSU (3/23)	Earned Runs:	2, vs. GS (2/16)
Strikeouts:	5, vs. AAMU (2/19)	Strikeouts:	4, at MSU (3/23)	Walks:	1, three times	Walks:	2, vs. AAMU (2/19)	Pitches:	40, vs. AAMU (2/19)	Pitches:	35, vs. AAMU (2/20)		

## 44 • JACK OWEN LHP

- 6-2 • 174 • SO • Aliso Viejo, Calif. • JSerra Catholic
- Missed last weekend with fatigue in his throwing shoulder
  - Named the SEC Pitcher of the Week after throwing the first complete-game shutout of his career vs. UTSA (3/9)
  - Didn't allow an earned run in a record 28.2 IP dating back to last season before giving up a solo HR vs. UT (3/16)

CAREER STATISTICS												
YEAR	ERA	W-L	G/S	IP	H	R	ER	BB	K	BAA		
2018	5.97	2-2	14/7	34.2	43	24	23	16	35	.312		
2019	0.31	3-0	5/3	29.0	16	2	1	2	33	.162		
TOTAL	3.39	5-2	19	10	1	1	2	63.2	68	.249		

CAREER HIGHS						SEASON HIGHS							
Innings:	9.0, vs. UTSA (3/9/19)	Innings:	9.0, vs. UTSA (3/9)	Hits:	9, at Georgia Tech (3/20/18)	Hits:	4, two times	Runs:	6, at Georgia Tech (3/20/18)	Runs:	1, two times	Earned Runs:	at Georgia Tech (3/20/18)
Strikeouts:	10, vs. Cincinnati (3/2/19)	Strikeouts:	10, vs. UC (3/16)	Walks:	2, five times	Walks:	2, vs. GS (2/17)	Pitches:	98, vs. UTSA (3/9/19)	Pitches:	98, vs. UTSA (3/9)		

## 29 • CARSON SKIPPER LHP

- 6-3 • 195 • FR • Trussville, Ala. • Hewitt-Trussville
- Has made four straight weekend starts
  - Three-time ASWA 7A First Team All-State honoree
  - 2018 AL.com All-Birmingham Player of the Year

CAREER STATISTICS												
YEAR	ERA	W-L	G/S	IP	H	R	ER	BB	K	BAA		
2019	5.48	3-1	9/5	23.0	28	18	14	8	26	.295		

CAREER HIGHS						SEASON HIGHS							
Innings:	4.2, vs. UTSA (3/9)	Innings:	2.2, two times	Hits:	5, three times	Hits:	7, at MSU (3/23)	Runs:	5, at MSU (3/23)	Runs:	5, at MSU (3/24)	Earned Runs:	4, at MSU (3/23)
Strikeouts:	8, vs. AAMU (2/19)	Strikeouts:	4, two times	Walks:	3, at UCF (2/24)	Walks:	2, vs. GS (2/17)	Pitches:	70, vs. UTSA (3/9)	Pitches:	42, at MSU (3/24)		

**40 • GARRETT WADE** LHP

6-2 • 205 • FR • Hartselle, Ala. • Hartselle

- Has made four straight midweek starts and turned in two outings of 5.0 innings with eight strikeouts
- Named a 2017 Under Armour All-American and the 2018 Alabama Gatorade Player of the Year
- Drafted in the 38th rd of the 2018 MLB Draft by Tampa Bay

**CAREER STATISTICS**

YEAR	ERA	W-L	G/S	IP	H	R	ER	BB	K	BAA
2019	3.72	3-0	7/4	19.1	14	10	8	17	27	.209

**SEASON HIGHS**

**Innings:** 5.0, two times  
**Hits:** 4, vs. UA (3/26)  
**Runs:** 4, at UAB (3/19)  
**Earned Runs:** 3, at UAB (3/19)  
**Strikeouts:** 8, two times  
**Walks:** 5, vs. UA (3/26)  
**Pitches:** 91, at USA (3/12)

**37 • RYAN WATSON** RHP

6-5 • 215 • JR • Auburn, Ala. • Auburn

**CAREER STATISTICS**

YEAR	ERA	W-L	G/S	IP	H	R	ER	BB	K	BAA
2017	5.17	1-1	22/2	31.1	39	21	18	11	22	.298
2018	4.76	0-0	7/2	11.1	13	6	6	5	9	.310
2019	7.94	0-1	7/0	11.1	15	10	10	4	5	.349
TOTAL	5.67	1-2	36/4	54.0	67	37	34	20	36	.310

**CAREER HIGHS**

**Innings:** 3.1, three times  
**Hits:** 5, two times  
**Runs:** 5, at Mississippi State (3/23/19)  
**Earned Runs:** 5, at Mississippi State (3/23/19)  
**Strikeouts:** 3, two times  
**Walks:** 3, vs. Memphis (3/14/18)  
**Pitches:** 60, vs. Memphis (3/14/18)

**SEASON HIGHS**

**Innings:** 3.1, vs. GS (2/16)  
**Hits:** 4, at MSU (2/23)  
**Runs:** 5, at MSU (3/23)  
**Earned Runs:** 5, at MSU (3/23)  
**Strikeouts:** 2, vs. GS (2/16)  
**Walks:** 2, at MSU (3/23)  
**Pitches:** 44, vs. GS (2/16)

**BIG INNINGS**

Innings with four or more runs

**AUBURN - 12**

Date	Opponent	Inn.	Batters	R	H	E	Score
2/15	Georgia Southern	1	10	5	4	1	5-1
2/16	Georgia Southern	3	8	4	4	1	4-0
2/19	Alabama A&M	3	9	4	2	2	5-1
2/24	at UCF	4	7	4	4	0	9-6
3/2	Cincinnati (G2)	1	8	4	2	1	4-2
3/5	UT Martin	3	9	4	6	0	5-6
3/8	UTSA	3	8	4	3	1	4-0
3/9	UTSA (G2)	1	8	5	5	0	5-0
3/16	Tennessee	5	9	4	3	0	5-1
3/19	at UAB	5	13	8	5	1	8-4
3/24	at Mississippi State	3	9	4	6	0	4-2
3/24	at Mississippi State	4	11	7	6	2	11-5

**Record with a big inning:** 9-2  
**Record without a big inning:** 11-3

**OPPONENT - 7**

Date	Opponent	Inn.	Batters	R	H	E	Score
2/24	at UCF	2	8	4	5	1	3-5
3/19	at UAB	2	8	4	2	1	0-4
3/22	at Mississippi State	1	9	4	3	0	0-4
3/23	at Mississippi State	1	10	5	4	2	0-5
3/23	at Mississippi State	8	11	7	6	0	2-15
3/24	at Mississippi State	5	7	4	3	0	11-10
3/24	at Mississippi State	8	8	5	4	0	15-20

**Record when allowing a big inning:** 3-2  
**Record when not allowing a big inning:** 17-3

**AUBURN IN THE NATIONAL AND SEC RANKINGS**

TEAM	TOTAL	NCAA	SEC
Shutouts	6	1	1
K-BB Ratio	2.81	23	6
BB/9.0 IP	3.30	32	6
WHIP	1.25	35	7
Sac Flies	14	38	4
ERA	3.42	42	8
Stolen Bases	41	44	6
Runs	170	50	12

**INDIVIDUAL**

14 ELLIOTT ANDERSON	TOTAL	NCAA	SEC
Wins	4	31	8

32 TANNER BURNS	TOTAL	NCAA	SEC
WHIP	0.73	11	3
Complete Games	1	13	1
Strikeouts	52	15	4
H/9.0 IP	4.70	26	7
ERA	1.41	44	6

16 KASON HOWELL	TOTAL	NCAA	SEC
Sac Flies	4	19	3

44 JACK OWEN	TOTAL	NCAA	SEC
ERA	0.31	2	1
WHIP	0.62	3	1
BB/9.0 IP	0.62	6	1
K-BB Ratio	16.50	7	1
Complete Games	1	13	1
H/9.0 IP	4.97	36	9

**GAMEDAY EXPERIENCE: SAMFORD STADIUM-HITCHCOCK FIELD AT PLAINSMAN PARK**

» Auburn's baseball home for the past 68 seasons, Samford Stadium-Hitchcock Field at Plainsman Park seats 4,096, including 3,227 chairback seats. Auburn's baseball field has been called a renaissance of Camden Yard proportions and received a new 24x64 foot video board, sound system and lighting prior to 2017.



# PITCHING CAREERS

## ELLIOTT ANDERSON'S CAREER APPEARANCES

\*-Starter

### 2017 - FRESHMAN YEAR

Date	Opp (Res.)	DEC	QS	IP	H	R	ER	BBSO	HR	ERA	NP
2/17	GEORGE WASHINGTON (W, 9-0)	-	-	1.0	0	0	0	0	1	0.00	9
2/22	FLORIDA A&M (W, 12-8)	-	-	0.0	2	3	2	0	0	27.00	14
3/3	LIPSCOMB (W, 8-0)	-	-	0.1	1	0	0	1	1	20.25	20
3/7	SOUTH ALABAMA (L, 3-14)	-	-	0.2	3	4	4	2	1	31.50	22
3/10	PRESBYTERIAN (L, 8-11)	-	-	0.2	0	0	0	0	0	23.62	2
3/15	JACKSONVILLE STATE (W, 10-1)	-	-	2.0	3	0	0	0	1	13.50	25
4/25	TROY (L, 2-5)	-	-	1.2	2	0	0	0	2	9.95	22
4/29	at #7 Mississippi State (W, 5-3)	W	-	2.1	4	1	1	0	1	8.31	36
5/7	ALABAMA (L, 9-11)	-	-	0.2	0	0	0	1	0	7.71	11
5/9	at UAB (L, 2-8)	-	-	1.1	2	1	1	1	1	7.59	31
5/12	at #10 LSU (L, 3-5)	-	-	0.1	1	0	0	0	0	7.36	3
5/20	OLE MISS (L, 4-8)	-	-	1.1	1	0	0	0	1	6.57	19
5/24	vs. #4 Florida (L, 4-5)	-	-	0.0	0	0	0	1	0	6.57	5
6/5	at #16 Florida State (L, 0-6)	-	-	0.1	1	0	0	0	0	6.39	8

### 2018 - SOPHOMORE YEAR

Date	Opp (Res.)	DEC	QS	IP	H	R	ER	BBSO	HR	ERA	NP
2/18	LONGWOOD (W, 3-0)	-	-	2.0	1	0	0	1	2	0.00	31
2/21	TROY (W, 6-5)	-	-	0.1	3	3	0	1	0	0.00	21
2/24	BRYANT (W, 13-4)	W	-	2.1	0	0	0	0	0	0.00	34
2/27	at #15 South Alabama (W, 7-6)	W	-	1.0	1	2	2	1	2	3.18	19
3/2	BYU (W, 4-3)	-	-	0.0	1	0	0	0	0	3.18	2
3/6	at UAB (W, 11-8)	-	-	1.2	2	0	0	1	0	2.70	21
3/13	GEORGIA TECH (W, 12-7)	W	-	3.1	2	3	3	1	3	4.50	45
3/17	#6 TEXAS A&M (W, 11-5)	-	-	1.0	2	1	1	1	0	4.91	26
3/20	at Georgia Tech (L, 6-4)	-	-	2.0	2	0	0	2	4	4.15	45
3/23	at #8 Kentucky (L, 5-4)	-	-	0.0	0	0	0	0	0	4.15	1
3/25	at #8 Kentucky (L, 13-3)	-	-	0.0	1	2	1	0	0	5.54	13
3/27	vs. Alabama (W, 5-2)	-	-	0.0	0	0	0	1	0	5.54	5
4/3	ALABAMA A&M (W, 19-5)	W	-	1.2	0	0	0	1	0	4.91	18
4/10	at Samford (L, 12-3)	-	-	1.2	0	1	1	1	0	4.41	28
4/14	MISSISSIPPI STATE (L, 7-2)	-	-	1.0	0	0	0	1	1	4.15	20
4/17	UAB (W, 12-2)	W	-	4.0	0	0	0	1	7	3.37	48
4/24	SAMFORD (W, 7-2)	-	-	3.2	3	0	0	1	4	2.88	51
4/26	at #1 Florida (L, 3-1)	-	-	0.2	1	0	0	1	1	2.81	16
5/5	#17 VANDERBILT (W, 11-5)	-	-	0.2	2	1	1	1	0	3.08	10
5/10	at #5 Ole Miss (L, 5-4)	-	-	0.2	1	0	0	0	0	3.00	10
5/11	at #5 Ole Miss (L, 8-3)	-	-	1.0	1	1	1	0	1	3.21	15
5/15	at Troy (L, 9-5)	-	-	0.1	2	2	2	0	0	3.81	9
5/25	vs. #4 Ole Miss (L, 7-0)	-	-	0.1	0	0	0	0	1	3.77	4
6/2	vs. Army (W, 12-1)	-	-	1.0	1	0	0	0	2	3.64	18

### 2019 - JUNIOR YEAR

Date	Opp (Res.)	DEC	QS	IP	H	R	ER	BBSO	HR	ERA	NP
2/15	GEORGIA SOUTHERN (W, 11-2)	W	-	4.0	2	0	0	0	7	0.00	45
2/19	ALABAMA A&M (W, 10-1)	-	-	2.0	1	0	0	0	2	0.00	29
2/22	at UCF (W, 4-1)	-	-	2.0	3	0	0	2	2	0.00	42
2/24	at UCF (W, 13-9)	-	-	1.0	0	0	0	0	0	0.00	9
3/3	CINCINNATI (W, 9-5)	W	-	4.1	3	1	1	1	6	0.68	69
3/8	UTSA (W, 6-0)	-	-	2.0	0	0	0	0	0	0.59	19
3/12	at South Alabama (W, 6-2)	-	-	2.0	3	0	0	0	6	0.52	38
3/15	#21 TENNESSEE (W, 2-0)	W	-	0.1	0	0	0	1	0	0.51	6
3/16	#21 TENNESSEE (W, 5-2)	-	-	1.1	2	0	0	1	1	0.47	27
3/22	at #4 Mississippi State (W, 6-5)	W	-	0.2	0	0	0	0	1	0.46	12
3/24	*at #4 Mississippi State (L, 15-20)	-	-	2.2	6	5	4	1	2	2.01	55

## TANNER BURNS' CAREER APPEARANCES

\*-Starter

### 2018 - FRESHMAN YEAR

Date	Opp (Res.)	DEC	QS	IP	H	R	ER	BBSO	HR	ERA	NP		
2/18	*LONGWOOD (W, 3-0)	W	-	5.0	4	0	0	0	6	0.00	64		
2/24	*BRYANT (W, 3-1)	-	-	X	7.0	2	1	1	2	8	0.75	96	
3/3	BYU (W, 9-5)	W	-	5.0	4	1	1	2	4	1	1.06	79	
3/10	*NORTHEASTERN (L, 2-1)	L	-	4.1	5	2	2	4	5	0	1.69	84	
3/18	#6 TEXAS A&M (L, 5-1)	L	-	5.0	5	3	2	3	4	1	2.05	84	
3/25	*at #8 Kentucky (L, 13-3)	L	-	2.0	4	4	3	2	1	2.86	50		
4/1	*#24 MISSOURI (L, 5-0)	L	-	5.0	1	4	0	3	6	1	2.43	94	
4/8	*at #5 Arkansas (L, 5-4)	-	-	X	6.0	4	2	1	2	7	0	2.29	94
4/15	*MISSISSIPPI STATE (W, 7-5)	-	-	4.2	5	3	3	1	4	1	2.66	71	
4/21	*at Alabama (W, 5-0)	W	X	7.0	4	0	0	1	7	0	2.29	99	
4/27	*at #1 Florida (W, 11-5)	-	-	4.0	3	3	2	6	2	2.62	85		
5/5	*#17 VANDERBILT (W, 11-5)	W	-	5.0	5	4	4	2	5	1	3.00	79	
5/12	*at #5 Ole Miss (L, 10-3)	-	-	1.2	3	3	3	3	1	0	3.36	40	
5/17	*LSU (W, 11-4)	W	X	6.0	6	4	2	2	4	1	3.33	97	
5/23	*vs. #4 Ole Miss (W, 9-3)	W	X	7.0	6	3	1	2	3	0	3.13	105	
6/1	*vs. Northeastern (W, 13-4)	W	X	6.0	7	3	2	1	2	1	3.12	96	
6/10	*vs. #1 Florida (W, 3-2)	-	-	X	6.0	5	1	1	4	3	0	3.01	97

### 2019 - SOPHOMORE YEAR

Date	Opp (Res.)	DEC	QS	IP	H	R	ER	BBSO	HR	ERA	NP		
2/16	*GEORGIA SOUTHERN (L, 5-7)	-	-	5.0	3	1	1	1	7	0	1.80	74	
2/22	*at UCF (W, 4-1)	W	-	5.2	2	1	1	2	7	0	1.69	96	
3/1	*CINCINNATI (W, 5-0)	W	X	9.0	2	0	0	0	15	0	0.92	104	
3/8	*UTSA (W, 6-0)	W	X	7.0	4	0	0	1	10	0	0.68	99	
3/15	*#21 TENNESSEE (W, 2-0)	-	-	X	6.2	4	0	0	1	9	0	0.54	111

3/22 \*at #4 Mississippi State (W, 6-5) - - 5.0 5 5 4 3 4 0 1.41 100

## DAVIS DANIEL'S CAREER APPEARANCES

\*-Starter

### 2017 - FRESHMAN YEAR

Date	Opp (Res.)	DEC	QS	IP	H	R	ER	BB	SO	HR	ERA	NP
2/19	*GEORGE WASHINGTON (W, 4-3)	-	-	4.1	7	2	2	0	3	0	4.15	75
2/26	*HOLY CROSS (W, 13-4)	-	-	4.1	5	2	2	0	6	1	4.15	72
3/5	*LIPSCOMB (L, 7-8)	-	-	1.1	5	5	5	2	1	0	8.10	45
3/8	*KENNESAW STATE (W, 6-4)	-	-	2.0	1	0	0	0	1	0	6.75	19
3/12	*PRESBYTERIAN (W, 8-0)	W	X	6.0	3	0	0	2	8	0	4.50	92
3/19	*#5 FLORIDA (W, 6-5)	-	-	2.1	3	4	4	1	0	0	5.75	45
3/26	*at Georgia (W, 4-1)	W	X	6.0	4	0	0	1	6	0	4.44	-
4/1	*#6 SOUTH CAROLINA (L, 0-7)	L	-	5.1	4	4	4	2	4	0	4.83	93
4/9	*at Texas A&M (L, 1-3)	L	-	5.1	9	3	3	1	5	0	4.86	90
4/15	*at Tennessee (W, 8-1)	W	X	8.0	3	0	0	3	5	0	4.00	101
4/22	*#16 ARKANSAS (L, 3-7)	-	-	5.0	5	3	3	2	3	1	4.14	92
4/29	*at #7 Mississippi State (W, 17-8)	-	-	4.1	6	7	7	2	1	3	4.97	81
5/7	*ALABAMA (L, 9-11)	-	-	4.0	5	3	3	1	5	1	5.09	67
5/13	at #10 LSU (L, 1-9)	-	-	1.1	0	2	2	3	0	0	5.28	29
5/19	*OLE MISS (W, 9-1)	W	X	6.1	4	1	1	3	8	0	4.91	106
5/25	*vs. #13 Arkansas (L, 0-12)	L	-	3.1	6	7	7	2	5	2	5.58	65
6/4	*at #16 Florida State (L, 7-8)	-	-	1.0	5	4	3	1	0	0	5.89	42

### 2018 - SOPHOMORE YEAR

Date	Opp (Res.)	DEC	QS	IP	H	R	ER	BB	SO	HR	ERA	NP
2/17	*LONGWOOD (W, 25-1)	W	-	3.0	1	0	0	1	3	0	0.00	52
2/24	*BRYANT (13-4)	-	-	3.2	7	4	4	0	2	1	5.40	74
3/3	*BYU (W, 21-4)	W	-	6.0	6	4	4	2	5	1	5.68	93
3/10	*NORTHEASTERN (W, 14-8)	-	-	3.1	7	1	1	2	4	0	5.06	73
3/17	*#6 TEXAS A&M (W, 11-5)	-	-	4.2	5	3	1	4	5	0	4.35	94
3/25	*at #8 Kentucky (W, 4-3)	-	-	5.0	3	1	1	4	4	0	3.86	92
3/31	*#24 MISSOURI (L, 2-1)	L	X	6.2	5	2	1	2	7	0	3.34	109
4/7	*at #5 Arkansas (L, 13-2)	L	-	2.0	4	4	3	2	0	0	3.93	42
4/10	at Samford (L, 12-3)	-	-	1.1	4	2	2	1	2	1	4.29	33
4/14	*MISSISSIPPI STATE (L, 7-2)	L	-	3.0	7	6	6	2	5	0	5.35	69
4/21	at Alabama (W, 20-5)	W	-	4.1	2	1	1	1	3	0	5.02	53
4/28	at #1 Florida (L, 12-3)	-	-	0.1	3	2	2	2	0	0	5.40	21
5/6	*#17 VANDERBILT (W, 14-0)	-	-	1.0	1	0	0	0	2	0	5.28	18
5/10	*at #5 Ole Miss (L, 5-4)	L	-	5.0	6	5	5	2	5	2	5.66	77
5/18	LSU (L, 6-2)	-	-	2.1	1	0	0	1	5	0	5.40	42
5/22	vs. Kentucky (W, 4-3 [11])	-	-	5.1	6	2	2	2	6	0	5.21	82
6/3	at #11 N.C. State (W, 15-7)	-	-	1.1	2	1	1	0	2	0	5.25	16
6/9	at #1 Florida (L, 8-2)	-	-	3.0	3	2	2	0	4	2	5.28	42
6/11	at #1 Florida (L, 3-2)	-	-	5.1	1	0	0	4	6	0	4.86	87

### 2019 - JUNIOR YEAR

Date
------



**KYLE GRAY'S CAREER APPEARANCES**

\*- Starter

**2019 - REDSHIRT JUNIOR YEAR**

Date	Opp (Res.)	DEC	QS	IP	H	R	ER	BB	SO	HR	ERA	NP
2/17	*GEORGIA SOUTHERN (W, 4-3)	-	-	3.0	2	2	0	2	3	0	0.00	69
2/23	*at UCF (L, 1-6)	L	-	1.1	3	4	4	2	1	0	8.31	36
3/6	UT MARTIN (W, 2-0)	-	-	1.0	1	0	0	0	1	0	6.75	16
3/12	at South Alabama (W, 6-2)	-	-	2.0	1	1	1	1	2	1	5.79	30
3/17	#21 TENNESSEE (W, 5-3)	W	-	1.2	1	0	0	2	0	0	5.00	29
3/22	at #4 Mississippi State (W, 6-5)	-	-	1.1	1	0	0	0	0	0	4.35	18
3/24	at #4 Mississippi State (L, 15-20)	-	-	0.2	1	1	1	0	1	1	4.91	14
3/26	vs. Alabama (L, 3-6)	L	-	0.0	1	1	1	0	0	0	5.73	2

**CODY GREENHILL'S CAREER APPEARANCES**

**2018 - FRESHMAN YEAR**

Date	Opp (Res.)	DEC	QS	IP	H	R	ER	BBSO	HR	ERA	NP	
2/16	LONGWOOD (W, 6-0)	-	-	1.0	1	0	0	1	0	0	0.00	23
2/20	GEORGIA STATE (W, 3-2)	W	-	3.1	0	0	0	3	4	0	0.00	66
2/24	BRYANT (W, 13-4)	-	-	2.0	3	0	0	0	4	0	0.00	39
2/27	at #15 South Alabama (W, 7-6)	-	-	2.0	2	0	0	1	1	0	0.00	26
3/3	BYU (W, 9-5)	-	-	3.1	5	1	1	1	4	0	0.77	48
3/6	at UAB (W, 11-8)	-	-	2.0	0	0	0	0	3	0	0.66	20
3/10	NORTHEASTERN (L, 2-1)	-	-	4.2	1	0	0	1	4	0	0.49	59
4/3	ALABAMA A&M (W, 19-5)	-	-	1.0	1	0	0	0	1	0	0.47	15
4/8	at #5 Arkansas (L, 5-4)	L	-	1.2	1	1	1	2	1	0	0.86	33
4/15	MISSISSIPPI STATE (W, 7-5)	W	-	4.1	5	2	2	0	5	0	1.42	78
4/21	at Alabama (W, 5-0)	-	-	2.0	2	0	0	1	4	0	1.32	38
4/27	at #1 Florida (W, 11-5)	W	-	5.0	6	2	2	3	3	0	1.67	81
5/5	#17 VANDERBILT (W, 11-5)	-	-	3.1	1	0	0	2	3	0	1.51	44
5/12	at #5 Ole Miss (L, 10-3)	L	-	4.2	3	1	1	1	3	1	1.56	69
5/17	LSU (W, 11-4)	-	-	3.0	3	0	0	2	0	0	1.45	39
5/19	LSU (W, 14-5)	-	-	2.0	3	3	1	1	3	1	1.59	38
5/22	vs. Kentucky (W, 4-3 [11])	W	-	3.0	3	0	0	0	2	0	1.49	36
5/25	vs. #4 Ole Miss (L, 7-0)	L	-	2.2	4	2	2	0	2	2	1.76	48
6/3	at #11 N.C. State (W, 15-7)	W	-	4.1	6	3	3	2	5	1	2.11	86
6/10	vs. #1 Florida (W, 3-2)	W	-	3.0	2	1	1	1	1	1	2.16	42
6/11	at #1 Florida (L, 3-2)	L	-	0.1	1	1	1	0	0	1	2.30	8

**2019 - SOPHOMORE YEAR**

Date	Opp (Res.)	DEC	QS	IP	H	R	ER	BBSO	HR	ERA	NP	
2/16	GEORGIA SOUTHERN (L, 5-7)	-	-	2.2	4	1	1	0	0	0	3.38	34
2/22	at UCF (W, 4-1)	-	-	1.1	0	0	0	0	1	0	2.25	18
3/2	CINCINNATI (W, 5-0)	-	-	2.0	0	0	0	1	1	0	1.29	27
3/5	UT MARTIN (W, 15-9)	-	-	2.0	1	1	1	0	0	0	2.00	15
3/9	UTSA (W, 8-3)	-	-	2.0	3	2	1	0	4	0	2.45	36
3/15	#21 TENNESSEE (W, 2-0)	-	-	2.0	0	0	0	4	0	0	2.08	26
3/17	#21 TENNESSEE (W, 5-3)	-	-	2.2	3	1	1	2	0	1	2.30	37
3/22	at #4 Mississippi State (W, 6-5)	-	-	2.0	1	0	0	0	2	0	2.04	23
3/24	at #4 Mississippi State (L, 15-20)	L	-	2.1	7	5	5	0	2	0	4.05	42

**BAILEY HORN'S CAREER APPEARANCES**

**2019 - REDSHIRT SOPHOMORE YEAR**

Date	Opp (Res.)	DEC	QS	IP	H	R	ER	BB	SO	HR	ERA	NP
2/17	GEORGIA SOUTHERN (W, 4-3)	-	-	3.0	2	0	0	1	0	0	0.00	52
2/24	*at UCF (W, 13-9)	-	-	1.0	5	4	4	0	0	1	9.00	30
3/5	*UT MARTIN (W, 15-9)	-	-	0.1	3	3	3	1	1	0	14.54	18
3/19	at UAB (W, 13-5)	W	-	3.0	0	0	0	1	2	0	8.59	34
3/24	at #4 Mississippi State (L, 15-20)	-	-	1.2	4	4	3	2	1	0	10.00	35

**WILL MORRISON'S CAREER APPEARANCES**

**2019 - FRESHMAN YEAR**

Date	Opp (Res.)	DEC	QS	IP	H	R	ER	BB	SO	HR	ERA	NP
2/16	GEORGIA SOUTHERN (L, 5-7)	-	-	0.1	2	2	2	0	0	0	54.00	8
2/19	ALABAMA A&M (W, 10-1)	-	-	2.0	1	0	0	1	5	0	7.71	40
2/24	at UCF (W, 13-9)	-	-	2.0	1	1	1	0	0	1	6.23	23
3/6	UT MARTIN (W, 2-0)	-	-	0.2	1	0	0	1	1	0	5.40	21
3/19	at UAB (W, 13-5)	-	-	2.0	2	1	1	0	1	0	5.14	22
3/24	at #4 Mississippi State (L, 15-20)	-	-	0.1	0	0	0	0	0	0	4.91	1
3/26	vs. Alabama (L, 3-6)	-	-	0.0	0	1	1	1	0	0	6.14	4

**JACK OWEN'S CAREER APPEARANCES**

\*- Starter

**2018 - FRESHMAN YEAR**

Date	Opp (Res.)	DEC	QS	IP	H	R	ER	BB	SO	HR	ERA	NP
2/17	LONGWOOD (W, 25-1)	-	-	1.0	1	1	1	2	1	0	9.00	29
3/3	BYU (W, 21-4)	-	-	3.0	2	0	0	0	1	0	2.25	33
3/13	GEORGIA TECH (W, 12-7)	-	-	3.0	2	0	0	1	5	0	1.29	45
3/20	*at Georgia Tech (L, 6-4)	L	-	3.1	9	6	6	2	3	1	6.10	56
3/27	*vs. Alabama (W, 5-2)	W	-	4.0	1	0	0	2	4	0	4.40	73
4/1	#24 MISSOURI (L, 5-0)	-	-	1.0	1	0	0	0	1	0	4.11	18
4/3	ALABAMA A&M (W, 19-5)	-	-	1.0	4	2	2	0	1	1	4.96	26
4/7	at #5 Arkansas (L, 13-2)	-	-	0.0	1	4	4	3	0	0	7.16	20
4/10	*at Samford (L, 12-3)	L	-	1.0	5	4	4	0	0	1	8.83	23
4/24	*SAMFORD (W, 7-2)	W	-	5.1	6	2	2	0	5	0	7.54	77
5/8	*SOUTH ALABAMA (W, 10-4)	-	-	4.0	3	3	2	1	6	0	7.09	66
5/11	at #5 Ole Miss (L, 8-3)	-	-	1.0	1	0	0	0	1	0	6.83	10
5/15	*at Troy (L, 9-5)	-	-	4.1	5	1	1	2	6	0	6.19	93
5/22	*vs. Kentucky (W, 4-3 [11])	-	-	2.2	2	1	1	3	1	1	5.97	43

**2019 - SOPHOMORE YEAR**

Date	Opp (Res.)	DEC	QS	IP	H	R	ER	BBSO	HR	ERA	NP	
2/17	GEORGIA SOUTHERN (W, 4-3)	W	-	4.2	4	0	0	2	4	0	0.00	67

2/23	at UCF (L, 1-6)	-	-	4.1	3	1	0	0	8	0	0.00	79
3/2	*CINCINNATI (W, 5-0)	W	X	7.0	3	0	0	0	10	0	0.00	88
3/9	*UTSA (W, 5-0)	W	X	9.0	4	0	0	0	7	0	0.00	98
3/16	*#21 TENNESSEE (W, 5-2)	-	-	4.0	2	1	1	0	4	1	0.31	55

**BLAKE SCHILLECI'S CAREER APPEARANCES**

Date	Opp (Res.)	DEC	QS	IP	H	R	ER	BB	SO	HR	ERA	NP
2/20	GEORGIA STATE (W, 3-2)	-	-	0.2	0	0	0	1	1	0	0.00	14
2/23	BRYANT (W, 15-7)	-	-	1.2	2	3	3	0	0	1	11.57	36
3/6	at UAB (W, 11-8)	-	-	0.2	1	0	0	1	1	0	9.00	11
3/10	NORTHEASTERN (W, 14-8)	-	-	0.1	1	1	1	1	0	1	10.80	11
3/14	MEMPHIS (W, 5-4)	-	-	1.2	1	0	0	0	1	0	7.20	22
3/25	at #8 Kentucky (L, 13-3)	-	-	0.2	3	2	2	0	0	0	9.53	15

**2019 - SENIOR YEAR**

Date	Opp (Res.)	DEC	QS	IP	H	R	ER	BB	SO	HR	ERA	NP
2/19	ALABAMA A&M (W, 10-1)	-	-	1.0	0	0	0	0	2	0	0.00	9

**CARSON SKIPPER'S CAREER APPEARANCES**

\*- Starter

**2019 - FRESHMAN YEAR**

Date	Opp (Res.)	DEC	QS	IP	H	R	ER	BB	SO	HR	ERA	NP
2/15	GEORGIA SOUTHERN (W, 11-2)	-	-	3.0	3	0	0	1	1	0	0.00	48
2/19	*ALABAMA A&M (W, 10-1)	W	-	4.0	2	1	0	0	8	0	0.00	67
2/24	at UCF (W, 13-9)	W	-	2.0	3	3	3	3	1	1	3.00	58
3/2	*CINCINNATI (W, 9-5)	-	-	3.0	5	4	3	0	4	1	4.50	59
3/6	UT MARTIN (W, 2-0)	-	-	2.1	0	0	0	0	5	0	3.77	31
3/9	*UTSA (W, 8-3)	W	-	4.2	5	0	0	0	5	0	2.84	70
3/17	*#21 TENNESSEE (W, 5-3)	-	-	3.0	3	2	1	1	1	0	2.86	46
3/23	*at #4 Mississippi State (L, 2-15)	L	-	0.2	5	5	4	2	1	0	4.37	35
3/24	at #4 Mississippi State (L, 15-20)	-	-	0.1	2	3	3	1	0	1	5.	

**SUPERLATIVES AND MISCELLANEOUS NOTES**

**STARTS BY POSITION**

**STARTING PITCHER**

Tanner Burns	6	5-1
Carson Skipper	5	4-1
Garrett Wade	4	3-1
Jack Owen	3	3-0
Bailey Horn	2	2-0
Kyle Gray	2	1-1
Davis Daniel	1	1-0
Brooks Fuller	1	1-0
Elliott Anderson	1	0-1

**CATCHER**

Matt Scheffler	21	17-4
Chase Hall	4	3-1

**FIRST BASE**

Rankin Woley	25	20-5
--------------	----	------

**SECOND BASE**

Ryan Bliss	24	19-5
Everett Lau	1	1-0

**THIRD BASE**

Edouard Julien	24	19-5
Ed Johnson	1	1-0

**SHORTSTOP**

Will Holland	24	19-5
Ryan Bliss	1	1-0

**LEFT FIELD**

Judd Ward	24	19-5
Conor Davis	1	1-0

**CENTER FIELD**

Kason Howell	25	20-5
--------------	----	------

**RIGHT FIELD**

Steven Williams	25	20-5
-----------------	----	------

**DESIGNATED HITTER**

Conor Davis	20	15-5
Everett Lau	5	5-0

**2019 AUBURN & OPPONENT HIGHS**

**TEAM BATTING AUBURN OPPONENT**

Runs in a game	15, two times	20, at MSU (3/24)
Runs in an inning	8, [5th] at UAB (3/19)	7, [8th] at MSU (3/23)
Most Hits in a game	21, at MSU (3/24)	21, at MSU (3/24)
Fewest Hits in a game	3, vs. UTM (3/6)	2, UC (3/1)
Hits in an inning	6, three times	6, [8th] at MSU (3/23)
2B in a game	4, two times	8, at MSU (3/24)
3B in a game	2, vs. AAMU (2/19)	1, UT (3/17)
HR in a game	3, two times	4, UCF (2/24)
SB in a game	6, vs. UT (3/17)	4, UT (3/17)
LOB in a game	13, vs. UTM (3/5)	16, GS (2/17)
K in a game	11, two times	17, AAMU (2/19)
BB in a game	9, three times	8, two times

**TEAM PITCHING AUBURN OPPONENT**

K in a game	17, vs. AAMU (2/19)	11, two times
BB in a game	8, two times	9, three times
Pitchers used	7, two times	8, UA (3/26)
Total Quality Starts	5	7

**TEAM FIELDING AUBURN OPPONENT**

Errors in a game	3, vs. GS (2/17)	4, AAMU (2/19)
DP turned in a game	2, at UCF (2/24)	3, vs. UT (3/16)

**IND. BATTING AUBURN OPPONENT**

Hits in a game	4, Holland vs. UTM (3/5)	5, Harford [UTM] (3/5)
Runs in a game	3, five times	4, three times
2B in a game	2, Woley vs. UC (3/1)	2, two times
3B in a game	1, six times	1, Ferguson [UT] (3/17)
HR in a game	2, Julien vs. AAMU (2/20)	2, Beaver [UCF] (2/24)
RBI in a game	5, Lau vs. UTM (3/5)	5, three times
XBH in a game	2, four times	2, six times
SB in a game	2, six times	2, Charleston [UT] (3/15)
BB in a game	3, three times	3, three times
HBP in a game	2, two times	2, Curry [GS] (2/17)
K in a game	3, eight times	4, three times
Hitting Streak	10 g, Bliss (2/17-3/5)	3 g, 12 times
Consec. G w/HR	Williams (2/24-3/1)	Westburg [MSU] (3/23-24)

**IND. PITCHING AUBURN**

K by a starter	15, Burns vs. UC (3/1)	7, three times
K by a reliever	8, Owen at UCF (2/23)	6, Shawver [UC] (3/1)
BB by a starter	5, Wade va. UA (3/26)	5, Linginfelter [UT] (3/16)
BB by a reliever	3, three times	5, Whitehead [UCF] (2/24)
IP by a starter	9.0, two times	7.2, Stallings [UT] (3/15)
IP by a reliever	4.2, Owen vs. GS (2/17)	4.2, Dalton [USA] (3/12)

**MISCELLANEOUS AUBURN**

Biggest comeback win	5, two times
Biggest blown lead loss	6, at MSU (3/24)
Largest margin of victory	9, two times
Largest margin of defeat	13, at MSU (3/23)
Longest game, Time	4:34, vs. GS (2/17)
Longest game, Time (9 inn)	4:11, at MSU (3/24)
Shortest game, Time (9 inn)	2:20, UTSA (3/9 - G1)
Longest game, Innings	13, two times
Largest crowd, Home	4,096, vs. GS (2/16)
Largest crowd, Road	12,343, at MSU (3/23)
Largest crowd, Neutral	7,896 vs. UA at Riverwalk Stadium (3/26)

**STARTS BY ORDER**

**LEADOFF**

Will Holland	15	11-4
Judd Ward	10	9-1

**2ND SPOT**

Steven Williams	15	11-4
Will Holland	9	8-1
Rankin Woley	1	1-0

**3RD SPOT**

Edouard Julien	10	9-1
Rankin Woley	10	6-4
Steven Williams	5	5-0

**CLEANUP**

Rankin Woley	12	11-1
Edouard Julien	10	6-4
Steven Williams	2	2-0
Conor Davis	1	2-0

**5TH SPOT**

Conor Davis	10	6-4
Ryan Bliss	6	6-0
Edouard Julien	4	4-0
Steven Williams	3	2-1
Rankin Woley	2	2-0

**6TH SPOT**

Ryan Bliss	11	7-4
Conor Davis	10	9-1
Everett Lau	3	3-0
Kason Howell	1	1-0

**7TH SPOT**

Kason Howell	16	12-4
Ryan Bliss	8	7-1
Everett Lau	1	1-0

**8TH SPOT**

Judd Ward	13	10-3
Kason Howell	8	7-1
Everett Lau	2	2-0
Chase Hall	1	1-0
Matt Scheffler	1	0-1

**9TH SPOT**

Matt Scheffler	20	17-3
Chase Hall	3	2-1
Ed Johnson	1	1-0
Judd Ward	1	0-1

## PITCHING NOTES

### 2019 BULLPEN BY NUMBERS

Total App.....	70
Saves/Opp.....	7/10
IR/IRS.....	56/25
BA Against.....	.249
ERA.....	3.55

### SAVES/OPP

Richard Fitts.....	0/1
Brooks Fuller.....	1/1
Cody Greenhill.....	4/6
Carson Skipper.....	2/2

### INHERITED RUNNERS/SCORED

Elliott Anderson.....	2/2
Richard Fitts.....	8/3
Brooks Fuller.....	7/2
Peyton Glavine.....	3/1
Kyle Gray.....	3/1
Cody Greenhill.....	11/4
Bailey Horn.....	3/1
Will Morrison.....	2/1
Jack Owen.....	2/1
Carson Skipper.....	5/3
Garrett Wade.....	1/1
Ryan Watson.....	9/5

### 1ST BATTER FACED/RETIRED

Elliott Anderson.....	10/5
Richard Fitts.....	8/4
Brooks Fuller.....	6/5
Kyle Gray.....	6/5
Cody Greenhill.....	10/7
Peyton Glavine.....	6/4
Bailey Horn.....	3/2
Will Morrison.....	7/4
Jack Owen.....	2/1
Blake Schilleci.....	1/1
Carson Skipper.....	4/3
Garrett Wade.....	3/0
Ryan Watson.....	7/5

### RELIEF ERA

Jack Owen.....	0.00
Blake Schilleci.....	0.00
Elliott Anderson.....	0.46
Peyton Glavine.....	1.59
Brooks Fuller.....	1.98
Bailey Horn.....	3.52
Cody Greenhill.....	4.05
Kyle Gray.....	4.05
Garrett Wade.....	4.50
Richard Fitts.....	4.85
Will Morrison.....	6.14
Carson Skipper.....	7.04
Ryan Watson.....	7.94

### BP SCORELESS IP (current/long)

Elliott Anderson.....	6.1	15.2
Davis Daniel.....	5.2	5.2
Richard Fitts.....	4.0	4.0
Brooks Fuller.....	--	5.0
Peyton Glavine.....	1.2	4.1
Kyle Gray.....	0.1	3.0
Cody Greenhill.....	--	11.0
Ryan Hoerter.....	2.0	2.0
Bailey Horn.....	--	6.2
Will Morrison.....	1.2	3.0
Jack Owen.....	3.1	7.1
Blake Schilleci.....	1.0	3.2
Carson Skipper.....	--	3.1
Garrett Wade.....	--	4.0
Ryan Watson.....	0.1	4.2

2019 Auburn Baseball  
Team Game-by-Game for Auburn (as of Mar 27, 2019)  
Pitching (All games)

Date	Opponent	ip	h	r	er	bb	so	2b	3b	hr	wp	bk	hbp	dp	ibb	score	w-l	sv	era
Feb 15	GEORGIA SOUTHE	9.0	9	2	1	1	12	2	0	0	0	0	0	0	0	11-2	1-0	1	1.00
Feb 16	GEORGIA SOUTHE	13.0	12	7	7	3	11	1	0	2	4	0	1	1	1	5-7	1-1	1	3.27
Feb 17	GEORGIA SOUTHE	13.0	10	3	1	6	7	1	0	0	1	0	2	1	2	4-3	2-1	1	2.31
Feb 19	ALABAMA A&M	9.0	4	1	0	1	17	2	0	0	0	0	2	0	0	10-1	3-1	1	1.84
Feb 20	ALABAMA A&M	9.0	8	2	0	5	10	2	0	0	1	0	0	1	0	10-2	4-1	1	1.53
Feb 22	at UCF	9.0	5	1	1	4	10	1	0	0	0	0	1	0	0	4-1	5-1	2	1.45
Feb 23	at UCF	8.0	9	6	5	2	9	2	0	0	0	0	0	0	0	1-6	5-2	2	1.93
Feb 24	at UCF	9.0	11	9	9	3	3	1	0	4	0	0	2	2	0	13-9	6-2	2	2.73
Mar 01	CINCINNATI	9.0	2	0	0	0	15	1	0	0	0	0	0	0	0	5-0	7-2	2	2.45
Mar 02	CINCINNATI	9.0	3	0	0	1	11	1	0	0	0	0	0	0	0	5-0	8-2	3	2.23
Mar 02	CINCINNATI	9.0	8	5	4	1	11	3	0	2	1	0	0	0	0	9-5	9-2	4	2.38
Mar 05	UT MARTIN	9.0	10	9	6	5	3	5	0	0	0	0	2	0	0	15-9	10-2	4	2.66
Mar 06	UT MARTIN	9.0	3	0	0	3	15	0	0	0	2	0	1	0	0	2-0	11-2	5	2.47
Mar 08	TEXAS AT SAN AN	9.0	4	0	0	1	10	1	0	0	1	0	0	1	0	6-0	12-2	5	2.30
Mar 09	TEXAS AT SAN AN	9.0	4	0	0	0	7	0	0	0	0	0	0	1	0	5-0	13-2	5	2.15
Mar 09	TEXAS AT SAN AN	9.0	10	3	2	1	12	1	0	0	0	0	1	0	0	8-3	14-2	5	2.15
Mar 12	at South Alabama	9.0	6	2	2	5	16	0	0	2	0	1	0	0	0	6-2	15-2	5	2.14
*Mar 15	TENNESSEE	9.0	4	0	0	2	13	0	0	0	0	0	1	0	0	2-0	16-2	6	2.02
*Mar 16	TENNESSEE	9.0	6	2	2	3	8	0	0	1	0	0	0	0	0	5-2	17-2	6	2.02
*Mar 17	TENNESSEE	9.0	10	3	2	6	2	2	1	1	0	0	0	1	1	5-3	18-2	6	2.02
Mar 19	at UAB	9.0	7	5	4	7	9	2	0	0	0	0	0	0	0	13-5	19-2	6	2.11
*Mar 22	at Mississippi State	9.0	7	5	4	3	7	2	0	0	3	0	2	0	0	6-5	20-2	7	2.20
*Mar 23	at Mississippi State	8.0	20	15	14	8	7	5	0	1	1	0	0	1	0	2-15	20-3	7	2.70
*Mar 24	at Mississippi State	8.0	21	20	18	5	6	8	0	2	0	0	1	0	0	15-20	20-4	7	3.34
Mar 26	vs Alabama	8.0	10	6	5	8	5	3	0	0	1	0	1	1	0	3-6	20-5	7	3.42
Totals		229.0	203	106	87	84	236	46	1	15	15	1	17	10	4	170-106	20-5	7	3.42

### AUBURN STARTING PITCHER BREAKDOWN

Starter	GS	Quality Starts	Run Support	RS/Start	Auburn Record
T. Burns	6	3	16	2.7	5-1
C. Skipper	5	0	15	3.0	4-1
G. Wade	4	0	6	1.5	3-1
J. Owen	3	2	8	2.7	3-0
B. Horn	2	0	3	1.5	2-0
K. Gray	2	0	1	0.5	1-1
E. Anderson	1	0	4	4.0	0-1
D. Daniel	1	0	5	5.0	1-0
B. Fuller	1	0	3	3.0	1-0

Auburn Overall Rankings			Auburn SEC-Only Rankings		
Category	Rank	No.	Category	Rank	No.
ERA	8th	3.42	ERA	12th	6.92
Opp BA	10th	.235	Opp BA	12th	.306
Hits Allowed	T-10th	203	Hits Allowed	12th	68
Walks	5th	84	Walks	T-11th	27
Strikeouts	11th	236	Strikeouts	12th	43

### AUBURN PITCHING BREAKDOWN

	W-L	ERA	IP	H	R	ER	BB	K	HR	AVG	W-L	ERA	IP	H	R	ER	BB	K	HR	AVG	
STARTERS	9-2	3.25	102.1	84	50	37	34	128	4	.218	HOME	15-1	1.48	152.0	107	37	25	39	164	6	.196
RELIEVERS	11-3	3.55	126.2	119	56	50	50	108	11	.249	ROAD	5-3	7.43	69.0	86	63	57	37	67	9	.299
TOTALS	20-5	3.42	229.0	203	106	87	84	236	15	.235	NEUT.	0-1	5.62	8.0	10	6	5	8	5	0	.345



HITTING NOTES

2019 MULTI-HIT GAMES

	2	3	4	5+	Total
Rankin Woley	9	1	-	-	10
Steven Williams	6	2	-	-	8
Conor Davis	7	1	-	-	8
Edouard Julien	5	2	-	-	7
Will Holland	5	-	1	-	6
Kason Howell	4	2	-	-	6
Ryan Bliss	3	2	-	-	5
Judd Ward	4	1	-	-	5
Matt Scheffler	3	1	-	-	4
Everett Lau	1	1	-	-	2

CAREER MULTI-HIT GAMES

	2	3	4	5+	Total
Conor Davis	29	5	-	-	34
Will Holland	25	7	2	-	34
Steven Williams	13	8	3	-	24
Edouard Julien	17	6	-	-	23
Judd Ward	9	1	-	-	10
Rankin Woley	9	1	-	-	10
Kason Howell	4	2	-	-	6
Ryan Bliss	3	2	-	-	5
Matt Scheffler	3	1	-	-	4
Everett Lau	1	1	-	-	2

2019 MULTI-RBI GAMES

	2	3	4	5+	Total
Edouard Julien	7	3	-	-	10
Rankin Woley	6	1	-	-	7
Ryan Bliss	5	-	-	-	5
Conor Davis	2	-	1	-	3
Judd Ward	1	1	1	-	3
Steven Williams	2	1	-	-	3
Everett Lau	-	-	-	1	1
Will Holland	1	-	-	-	1
Chase Hall	1	-	-	-	1
Kason Howell	-	1	-	-	1

CAREER MULTI-RBI GAMES

	2	3	4	5+	Total
Edouard Julien	12	10	6	-	28
Conor Davis	13	4	3	1	21
Will Holland	11	7	2	-	20
Steven Williams	9	5	2	1	17
Rankin Woley	6	1	-	-	7
Ryan Bliss	5	-	-	-	5
Judd Ward	3	1	1	-	5
Chase Hall	1	-	-	-	1
Kason Howell	-	1	-	-	1
Everett Lau	-	-	-	1	1

CAREER STARTS

	Career	Consec.
Will Holland	130	20
Conor Davis	106	10
Steven Williams	90	90
Edouard Julien	83	21
Judd Ward	45	12
Ryan Bliss	25	25
Kason Howell	25	25
Rankin Woley	25	25
Matt Scheffler	21	9
Everett Lau	6	1
Chase Hall	4	1
Ed Johnson	1	-

TEAM NOTES

Auburn Overall SEC Rankings			Auburn SEC-Only Rankings		
Category	Rank	No.	Category	Rank	No.
Avg.	10th	.274	Avg.	4th	.269
Hits	10th	233	Hits	4th	54
2B	T-10th	43	2B	T-5th	10
HR	12th	19	HR	8th	4
BB	T-10th	118	BB	T-12th	17

2019 AUBURN HOME RUNS

No.	Player (#)	Opponent (Date)	On	Outs	Inn.	Pitcher
1	Edouard Julien (1)	Georgia Southern (2/17)	0	0	7th	Edwards (R)
2	Edouard Julien (2)	Alabama A&M (2/20)	0	0	5th	Mendoza (L)
3	Judd Ward (1)	Alabama A&M (2/20)	0	0	8th	Figueroa (R)
4	Edouard Julien (3)	Alabama A&M (2/20)	1	2	8th	Figueroa (R)
5	Edouard Julien (4)	at UCF (2/22)	1	0	2nd	Schuermann (L)
6	Conor Davis (1)	at UCF (2/24)	1	0	2nd	Spicer (R)
7	Steven Williams (1)	at UCF (2/24)	1	1	3rd	Spicer (R)
8	Rankin Woley (1)	at UCF (2/24)	0	2	4th	Sinclair (R)
9	Steven Williams (2)	Cincinnati (3/1)	1	1	7th	Shawver (L)
10	Ryan Bliss (1)	Cincinnati (3/2)	0	2	3rd	Batcho (L)
11	Edouard Julien (5)	UT Martin (3/5)	0	1	4th	Cannon (R)
12	Everett Lau (1)	UT Martin (3/5)	2	1	7th	O'Doherty (R)
13	Conor Davis (2)	UT Martin (3/6)	0	2	4th	Bullington (R)
14	Matt Scheffler (1)	UTSA (3/9)	0	2	5th	Foust (R)
15	Conor Davis (3)	at UAB (3/19)	3	2	5th	Wesson (R)
16	Steven Williams (3)	at Mississippi State (3/22)	0	1	6th	Small (L)
17	Rankin Woley (2)	at Mississippi State (3/22)	0	1	6th	Small (L)
18	Steven Williams (4)	at Mississippi State (3/24)	1	0	4th	Price (R)
19	Judd Ward (2)	at Mississippi State (3/24)	2	1	7th	Gordon (R)

AUBURN CAREER HOME RUN BREAKDOWN

	1R	2R	3R	GS	Career	Home	Road	Last
Bliss	1	--	--	--	1	1	0	3/02/19
Davis	1	1	3	1	6	4	2	3/19/19
Holland	8	5	1	--	15	9	7	6/02/18
Julien	6	5	8	3	22	12	10	3/5/19
Lau	--	--	1	--	1	1	--	3/5/19
Scheffler	1	--	--	--	1	1	--	3/9/19
Ward	1	0	1	0	2	1	1	3/24/19
Williams	6	6	3	1	16	8	8	3/24/19
Woley	2	--	--	--	2	--	2	3/22/19

HITTING STREAKS

	Current	'19	Career
Ryan Bliss	-	10	10
Conor Davis	6	7	11
Matt Scheffler	3	6	6
Kason Howell	1	5	5
Rankin Woley	2	5	5
Judd Ward	5	5	5
Edouard Julien	2	5	6
Will Holland	1	5	8
Steven Williams	2	5	6
Everett Lau	-	2	2
Chase Hall	-	1	1
Brody Moore	1	1	1

REACHED BASE STREAKS

	Current	'19	Career
Steven Williams	5	19	25
Rankin Woley	2	17	17
Judd Ward	5	13	13
Edouard Julien	2	11	14
Ryan Bliss	-	10	10
Kason Howell	2	10	10
Matt Scheffler	3	9	9
Will Holland	2	9	18
Conor Davis	6	7	19
Everett Lau	-	5	5
Chase Hall	-	3	3
Ed Johnson	1	1	1
Brody Moore	1	1	1
Brett Olson	1	1	2

BUNT HITS

Player	No.
Judd Ward.....	2
Ryan Bliss.....	1
Kason Howell.....	1
Edouard Julien.....	1
<b>TOTAL</b> .....	<b>5</b>

SAC BUNTS

Player	No.
Steven Williams.....	3
Kason Howell.....	2
Judd Ward.....	2
Ryan Bliss.....	1
Will Holland.....	1
Matt Scheffler.....	1
<b>TOTAL</b> .....	<b>10</b>

SAC FLIES

Player	No.
Kason Howell.....	4
Ryan Bliss.....	3
Steven Williams.....	2
Rankin Woley.....	2
Edouard Julien.....	1
Judd Ward.....	1
Matt Scheffler.....	1
<b>TOTAL</b> .....	<b>14</b>

OUTFIELD ASSISTS

Player	No.
Judd Ward.....	3
Kason Howell.....	1
<b>TOTAL</b> .....	<b>4</b>

PINCH HITS

Player	No.
<b>TOTAL</b> .....	<b>0</b>



**AUBURN 2019 GAME-BY-GAME STARTING LINEUPS**

DATE	OPP	1	2	3	4	5	6	7	8	9	SP
2/15	Georgia Southern	Ward	Holland	Williams	Woley	Julien	Davis	Bliss	Howell	Scheffler	Daniel
2/16	Georgia Southern	Holland	Williams	Woley	Julien	Davis	Bliss	Howell	Scheffler	Ward	Burns
2/17	Georgia Southern	Ward	Holland	Williams	Woley	Julien	Davis	Bliss	Howell	Hall	Gray
2/19	Alabama A&M	Ward	Holland	Williams	Woley	Bliss	Howell	Lau	Hall	Johnson	Skipper
2/20	Alabama A&M	Ward	Woley	Williams	Davis	Julien	Bliss	Howell	Lau	Scheffler	Fuller
2/22	at UCF	Ward	Holland	Williams	Woley	Julien	Davis	Bliss	Howell	Scheffler	Burns
2/23	at UCF	Ward	Holland	Julien	Woley	Williams	Davis	Bliss	Howell	Hall	Gray
2/24	at UCF	Ward	Holland	Julien	Woley	Williams	Davis	Bliss	Howell	Scheffler	Horn
3/1	Cincinnati	Ward	Holland	Julien	Woley	Williams	Davis	Bliss	Howell	Scheffler	Burns
3/2	Cincinnati	Ward	Holland	Julien	Williams	Woley	Davis	Bliss	Howell	Scheffler	Owen
3/3	Cincinnati	Ward	Holland	Julien	Woley	Williams	Davis	Bliss	Howell	Scheffler	Skipper
3/5	UT Martin	Holland	Williams	Julien	Woley	Bliss	Lau	Howell	Ward	Scheffler	Horn
3/6	UT Martin	Holland	Williams	Julien	Woley	Bliss	Davis	Howell	Lau	Scheffler	Wade
3/8	UTSA	Holland	Williams	Julien	Woley	Bliss	Davis	Howell	Ward	Scheffler	Burns
3/9	UTSA	Holland	Williams	Julien	Woley	Bliss	Lau	Howell	Ward	Scheffler	Owen
3/10	UTSA	Holland	Williams	Julien	Woley	Bliss	Davis	Howell	Ward	Hall	Skipper
3/12	at South Alabama	Holland	Williams	Woley	Julien	Davis	Bliss	Howell	Ward	Scheffler	Wade
3/15	Tennessee*	Holland	Williams	Woley	Julien	Davis	Bliss	Howell	Ward	Scheffler	Burns
3/16	Tennessee*	Holland	Williams	Woley	Julien	Davis	Bliss	Howell	Ward	Scheffler	Owen
3/17	Tennessee*	Holland	Williams	Woley	Julien	Davis	Bliss	Howell	Ward	Scheffler	Skipper
3/19	at UAB	Holland	Williams	Woley	Julien	Davis	Bliss	Howell	Ward	Scheffler	Wade
3/22	at Mississippi State*	Holland	Williams	Woley	Julien	Davis	Bliss	Howell	Ward	Scheffler	Burns
3/23	at Mississippi State*	Holland	Williams	Woley	Julien	Davis	Bliss	Howell	Ward	Scheffler	Skipper
3/24	at Mississippi State*	Holland	Williams	Woley	Julien	Davis	Bliss	Howell	Ward	Scheffler	Anderson
3/26	vs. Alabama%	Holland	Williams	Woley	Julien	Davis	Bliss	Howell	Ward	Scheffler	Wade
3/29	at South Carolina*										
3/30	at South Carolina*										
3/31	at South Carolina*										
4/2	Georgia Tech										
4/4	Arkansas*										
4/5	Arkansas*										
4/6	Arkansas*										
4/9	Jacksonville State										
4/12	at Texas A&M*										
4/13	at Texas A&M*										
4/14	at Texas A&M*										
4/16	at Georgia Tech										
4/18	Ole Miss*										
4/19	Ole Miss*										
4/20	Ole Miss*										
4/23	at Jacksonville State										
4/25	at Vanderbilt*										
4/26	at Vanderbilt*										
4/27	at Vanderbilt*										
5/3	Alabama*										
5/4	Alabama*										
5/5	Alabama*										
5/7	UAB										
5/10	Georgia*										
5/11	Georgia*										
5/12	Georgia*										
5/14	North Alabama*										
5/16	at LSU*										
5/17	at LSU*										
5/18	at LSU*										

\* - SEC Game

% - MAX Capital City Classic (Montgomery, Ala.)

**AUBURN 2019 GAME-BY-GAME STARTERS**

DATE	OPP	SP	C	1B	2B	3B	SS	LF	CF	RF	DH
2/15	Georgia Southern	Daniel	Scheffler	Woley	Bliss	Julien	Holland	Ward	Howell	Williams	Davis
2/16	Georgia Southern	Burns	Scheffler	Woley	Bliss	Julien	Holland	Ward	Howell	Williams	Davis
2/17	Georgia Southern	Gray	Hall	Woley	Bliss	Julien	Holland	Ward	Howell	Williams	Davis
2/19	Alabama A&M	Skipper	Hall	Woley	Bliss	Johnson	Holland	Ward	Howell	Williams	Lau
2/20	Alabama A&M	Fuller	Scheffler	Woley	Lau	Julien	Bliss	Ward	Howell	Williams	Davis
2/22	at UCF	Burns	Scheffler	Woley	Bliss	Julien	Holland	Ward	Howell	Williams	Davis
2/23	at UCF	Gray	Hall	Woley	Bliss	Julien	Holland	Ward	Howell	Williams	Davis
2/24	at UCF	Horn	Scheffler	Woley	Bliss	Julien	Holland	Ward	Howell	Williams	Davis
3/1	Cincinnati	Burns	Scheffler	Woley	Bliss	Julien	Holland	Ward	Howell	Williams	Lau
3/2	Cincinnati	Owens	Scheffler	Woley	Bliss	Julien	Holland	Ward	Howell	Williams	Davis
3/3	Cincinnati	Skipper	Scheffler	Woley	Bliss	Julien	Holland	Ward	Howell	Williams	Davis
3/5	UT Martin	Horn	Scheffler	Woley	Bliss	Julien	Holland	Ward	Howell	Williams	Lau
3/6	UT Martin	Wade	Scheffler	Woley	Bliss	Julien	Holland	Davis	Howell	Williams	Lau
3/8	UTSA	Burns	Scheffler	Woley	Bliss	Julien	Holland	Ward	Howell	Williams	Davis
3/9	UTSA	Owen	Scheffler	Woley	Bliss	Julien	Holland	Ward	Howell	Williams	Lau
3/10	UTSA	Skipper	Hall	Woley	Bliss	Julien	Holland	Ward	Howell	Williams	Davis
3/12	at South Alabama	Wade	Scheffler	Woley	Bliss	Julien	Holland	Ward	Howell	Williams	Davis
3/15	Tennessee*	Burns	Scheffler	Woley	Bliss	Julien	Holland	Ward	Howell	Williams	Davis
3/16	Tennessee*	Owen	Scheffler	Woley	Bliss	Julien	Holland	Ward	Howell	Williams	Davis
3/17	Tennessee*	Skipper	Scheffler	Woley	Bliss	Julien	Holland	Ward	Howell	Williams	Davis
3/19	at UAB	Wade	Scheffler	Woley	Bliss	Julien	Holland	Ward	Howell	Williams	Davis
3/22	at Mississippi State*	Burns	Scheffler	Woley	Bliss	Julien	Holland	Ward	Howell	Williams	Davis
3/23	at Mississippi State*	Skipper	Scheffler	Woley	Bliss	Julien	Holland	Ward	Howell	Williams	Davis
3/24	at Mississippi State*	Anderson	Scheffler	Woley	Bliss	Julien	Holland	Ward	Howell	Williams	Davis
3/26	vs. Alabama%	Wade	Scheffler	Woley	Bliss	Julien	Holland	Ward	Howell	Williams	Davis
3/29	at South Carolina*										
3/30	at South Carolina*										
3/31	at South Carolina*										
4/2	Georgia Tech										
4/4	Arkansas*										
4/5	Arkansas*										
4/6	Arkansas*										
4/9	Jacksonville State										
4/12	at Texas A&M*										
4/13	at Texas A&M*										
4/14	at Texas A&M*										
4/16	at Georgia Tech										
4/18	Ole Miss*										
4/19	Ole Miss*										
4/20	Ole Miss*										
4/23	at Jacksonville State										
4/25	at Vanderbilt*										
4/26	at Vanderbilt*										
4/27	at Vanderbilt*										
5/3	Alabama*										
5/4	Alabama*										
5/5	Alabama*										
5/7	UAB										
5/10	Georgia*										
5/11	Georgia*										
5/12	Georgia*										
5/14	North Alabama*										
5/16	at LSU*										
5/17	at LSU*										
5/18	at LSU*										

\* - SEC Game

^ - MAX Capital City Classic (Montgomery, Ala.)



OVERALL STATS



**2019 Auburn Baseball**  
**Overall Statistics for Auburn (as of Mar 27, 2019)**  
 (All games Sorted by Batting avg)



Record: 20-5 Home: 15-1 Away: 6-3 Neutral: 0-1 SEC: 4-2

Player	avg	AB	R	H	2B	3B	HR	RBI	BB	SO	OB%	BB	HR	SB	CS	OP%	AB	R	H	OPS			
4 Waley, Rankin	.320	25-25	100	20	32	7	1	2	28	47	.470	10	3	30	4	.891	2	0	2-2	201	16	1	.995
24 Davis, Connor	.318	22-21	85	13	27	3	1	3	13	41	.482	4	2	14	3	.363	0	0	1-1	2	0	0	1.000
10 Julien, Edward	.296	24-24	88	25	26	6	0	6	26	47	.534	20	4	29	1	.442	1	0	2-2	11	34	5	.908
16 Howell, Kason	.295	25-25	88	17	26	4	0	0	16	30	.341	10	3	17	0	.371	4	2	10-12	71	1	3	.960
1 Ward, Judd	.274	25-24	84	17	28	8	2	2	16	36	.429	16	4	15	0	.410	1	2	1-2	44	3	4	.922
41 Williams, Steven	.263	25-25	95	21	25	4	0	4	14	41	.432	17	2	23	2	.379	2	3	2-2	50	0	1	.980
6 Scheffler, Matt	.263	23-21	76	14	20	6	0	1	11	28	.368	6	4	7	1	.837	1	1	6-6	191	22	3	.946
9 Bliss, Ryan	.250	25-25	92	17	23	6	1	1	14	34	.370	13	1	21	1	.339	3	1	5-5	33	56	1	.989
17 Holland, Will	.242	24-24	91	19	22	8	0	0	7	26	.276	16	5	21	3	.895	0	1	11-12	18	98	6	.927
19 Moore, Brody	1.000	2-0	1	1	1	0	1	0	0	3	3.000	0	0	0	0	1.000	0	0	0-0	0	0	0	.000
2 Lau, Everett	.240	10-6	25	4	6	1	0	1	6	10	.400	2	1	7	1	.321	0	0	1-1	4	3	0	1.000
11 Hill, Chase	.148	7-4	14	0	2	1	0	0	2	8	.214	1	1	1	1	.250	0	0	0-0	42	2	2	.957
7 Johnson, Ed	.000	2-1	4	0	0	0	0	0	0	0	.000	1	0	1	0	.200	0	0	0-0	3	1	0	1.000
3 Warner, Devin	.000	3-0	8	0	0	0	0	0	0	0	.000	0	0	1	0	.000	0	0	0-0	0	0	0	.000
5 Eaton, Jarrett	.000	4-0	2	1	0	0	0	0	0	0	.000	0	0	0	0	.000	0	0	1-1	1	0	0	1.000
21 Henderson, Jackson	.000	3-0	1	1	0	0	0	0	0	0	.000	0	0	1	0	.000	0	0	0-0	1	0	0	1.000
38 Olson, Brett	.000	1-0	0	0	0	0	0	0	0	0	.000	1	0	0	0	1.000	0	0	0-0	0	0	0	.000
Totals	.274	25	849	170	233	43	6	19	147	345	.406	118	30	188	17	.377	14	10	41-46	687	224	29	.969
Opponents	.235	25	862	106	203	46	1	15	87	296	.343	84	17	236	8	.313	7	10	28-33	655	237	39	.958

LOB - Team (196), Opp (187). DPs turned - Team (10), Opp (21). IBB - Team (6), Julien, E. 4, Howell, K. 1, Holland, W. 1, Opp (4). Picked off - Scheffler, M 2, Howell, K. 1, Holland, W. 1.

(All games Sorted by Earned run avg)

Player	era	W-L	SO	CS	QB	SHO	ER	IP	H	R	ER	BB	SO	2B	3B	HR	B/WG	WPA	BB%	SHO	
44 Owen, Jack	0.31	8-0	6	3	1	1/1	0	29.0	16	2	1	2	33	2	0	1	.162	1	0	0	2
32 Burns, Tanner	1.41	3-0	6	6	1	1/2	0	38.1	20	7	6	8	52	5	0	0	.148	4	2	0	0
14 Anderson, Elliott	2.01	4-0	11	1	0	0/2	0	22.1	20	6	5	6	27	8	0	1	.230	1	1	0	1
40 Wade, Garrett	3.72	3-0	7	4	0	0/1	0	19.1	14	10	8	17	27	2	0	1	.209	2	1	1	0
20 Greenhill, Cody	4.05	0-1	10	0	0	0/2	4	20.0	19	10	9	4	14	6	0	1	.253	1	4	0	1
29 Skipper, Carson	5.48	3-1	9	5	0	0/1	2	23.0	28	18	14	8	26	4	1	3	.295	1	1	0	1
31 Schilleci, Blake	0.00	0-0	1	0	0	0/0	0	1.0	0	0	0	0	2	0	0	0	.000	0	0	0	0
23 Glavina, Peyton	1.59	0-0	6	0	0	0/0	0	6.2	6	1	1	4	9	1	0	0	.261	0	0	0	0
18 Fuller, Brooks	1.62	1-0	7	1	0	0/0	1	16.2	11	8	3	12	10	1	0	1	.183	1	1	0	0
18 Doniel, Davis	4.50	0-0	1	1	0	0/0	0	2.0	4	2	1	0	4	0	0	0	.364	0	0	0	0
43 Fitts, Richard	4.85	1-0	8	0	0	0/0	0	13.0	18	7	7	4	8	6	0	2	.333	1	1	0	0
36 Gray, Kyle	5.73	1-2	8	2	0	0/1	0	11.0	11	9	7	7	8	8	0	2	.256	1	3	0	1
33 Morrison, Will	6.14	0-0	7	0	0	0/1	0	7.1	7	5	5	3	7	1	0	1	.259	1	3	0	1
37 Watson, Ryan	7.94	0-1	7	0	0	0/0	0	11.1	15	10	10	4	5	4	0	1	.349	1	0	0	3
8 Horn, Bailey	10.00	1-0	5	2	0	0/0	0	9.0	14	11	10	5	4	4	0	1	.350	0	0	0	1
Totals	3.42	20-5	25	25	2	6/4	7	229.0	203	106	87	84	236	46	1	15	.235	15	17	1	7
Opponents	6.18	5-20	25	25	0	0/0	0	218.1	233	170	150	118	188	43	6	19	.274	30	30	7	14

PB - Team (7), Scheffler, M 4, Hill, C. 3, Opp (1). Pickoffs - Team (3), Greenhill, C 1, Scheffler, M 1, Skipper, C. 1, Opp (4). SBA/ATT - Scheffler, M (25-30), Burns, T. (3-4), Wade, G. (2-4), Owen, J. (3-4), Watson, R. (2-3), Hill, C. (3-3), Gray, K. (3-3), Anderson, E. (3-3), Fitts, R. (3-3), Doniel, D. (2-2), Skipper, C. (2-2), Greenhill, C (1-1), Morrison, W. (1-1), Glavina, P. (1-1), Horn, B. (1-1), Fuller, B. (1-1).

SEC STATS



2019 Auburn Baseball  
 Conference statistics for Auburn (as of Mar 24, 2019)  
 (SEC games only Sorted by Batting avg)



Record: 4-2 Home: 3-0 Away: 1-2 SEC: 4-2

Player	avg	gd-oe	ab	r	b	2b	3b	hr	rbi	tb	slr%	bb	hp	cs	sf	ob-stt	ob%	po	e	e f%		
<b>24 Davis, Connor</b>	<b>.364</b>	<b>6-6</b>	<b>22</b>	<b>4</b>	<b>8</b>	<b>1</b>	<b>1</b>	<b>0</b>	<b>1</b>	<b>11</b>	<b>.500</b>	<b>1</b>	<b>1</b>	<b>2</b>	<b>2</b>	<b>.417</b>	<b>0</b>	<b>0</b>	<b>0-0</b>	<b>0</b>	<b>0</b>	<b>.000</b>
1 Ward, Judd	.350	6-6	20	3	7	1	0	1	6	11	.550	1	0	3	0	.381	0	1	0-0	14	1	.882
<b>16 Howell, Kaseon</b>	<b>.304</b>	<b>6-6</b>	<b>28</b>	<b>6</b>	<b>7</b>	<b>1</b>	<b>0</b>	<b>0</b>	<b>2</b>	<b>8</b>	<b>.348</b>	<b>0</b>	<b>1</b>	<b>4</b>	<b>0</b>	<b>.833</b>	<b>0</b>	<b>0</b>	<b>2-3</b>	<b>22</b>	<b>0</b>	<b>.957</b>
10 Julien, Edouard	.304	6-6	23	4	7	3	0	0	7	10	.435	3	0	9	0	.385	0	0	0-0	5	7	.923
<b>17 Holland, Will</b>	<b>.261</b>	<b>6-6</b>	<b>28</b>	<b>6</b>	<b>6</b>	<b>0</b>	<b>0</b>	<b>0</b>	<b>1</b>	<b>6</b>	<b>.261</b>	<b>8</b>	<b>1</b>	<b>8</b>	<b>1</b>	<b>.870</b>	<b>0</b>	<b>0</b>	<b>4-4</b>	<b>6</b>	<b>17</b>	<b>.895</b>
4 Woley, Rankin	.240	6-6	25	4	6	0	0	1	2	9	.360	1	0	7	1	.269	0	0	1-1	49	3	1.000
<b>41 Williams, Steven</b>	<b>.227</b>	<b>6-6</b>	<b>22</b>	<b>8</b>	<b>6</b>	<b>0</b>	<b>0</b>	<b>2</b>	<b>4</b>	<b>11</b>	<b>.500</b>	<b>8</b>	<b>0</b>	<b>9</b>	<b>1</b>	<b>.809</b>	<b>1</b>	<b>1</b>	<b>0-0</b>	<b>11</b>	<b>0</b>	<b>1.000</b>
6 Scheffler, Matt	.200	6-6	20	3	4	2	0	0	5	6	.300	1	1	1	0	.273	0	0	1-2	41	3	.957
<b>9 Blas, Ryan</b>	<b>.200</b>	<b>6-6</b>	<b>20</b>	<b>4</b>	<b>4</b>	<b>2</b>	<b>0</b>	<b>0</b>	<b>2</b>	<b>6</b>	<b>.300</b>	<b>4</b>	<b>1</b>	<b>5</b>	<b>0</b>	<b>.860</b>	<b>0</b>	<b>0</b>	<b>1-1</b>	<b>5</b>	<b>20</b>	<b>1.000</b>
-----																						
<b>2 Lou, Everett</b>	<b>.000</b>	<b>2-8</b>	<b>2</b>	<b>0</b>	<b>0</b>	<b>0</b>	<b>0</b>	<b>0</b>	<b>0</b>	<b>0</b>	<b>.000</b>	<b>0</b>	<b>0</b>	<b>1</b>	<b>0</b>	<b>.000</b>	<b>0</b>	<b>0</b>	<b>1-1</b>	<b>0</b>	<b>0</b>	<b>.000</b>
3 Warner, Devin	.000	1-0	1	0	0	0	0	0	0	0	.000	0	0	0	0	.000	0	0	0-0	0	0	.000
<b>11 Hill, Chase</b>	<b>.000</b>	<b>1-8</b>	<b>0</b>	<b>0</b>	<b>0</b>	<b>0</b>	<b>0</b>	<b>0</b>	<b>0</b>	<b>0</b>	<b>.000</b>	<b>0</b>	<b>0</b>	<b>0</b>	<b>0</b>	<b>.000</b>	<b>0</b>	<b>0</b>	<b>0-0</b>	<b>1</b>	<b>0</b>	<b>1.000</b>
5 Eaton, Jarrett	.000	1-0	0	0	0	0	0	0	0	0	.000	0	0	0	0	.000	0	0	1-1	0	0	.000
Totals	.269	6	201	35	54	10	1	4	30	78	.388	17	5	49	5	.339	1	2	11-13	156	54	.959
Opponents	.306	6	222	45	68	17	1	5	39	102	.459	27	4	43	1	.388	2	0	10-11	153	62	.956

LOB - Team (38), Opp (54). DPs turned - Team (2), Opp (6). IBB - Team (0), Opp (1). Picked off - Scheffler, M 1.

(SEC games only Sorted by Earned run avg)

Player	era	w-l	inn	gf	oa	sho	sv	ip	b	r	er	bb	so	2b	3b	hr	b/seo	wr	hp	bkf/s	sho
<b>18 Fuller, Brooks</b>	<b>2.45</b>	<b>1-0</b>	<b>2</b>	<b>0</b>	<b>0</b>	<b>0/0</b>	<b>0</b>	<b>7.1</b>	<b>6</b>	<b>2</b>	<b>2</b>	<b>6</b>	<b>6</b>	<b>1</b>	<b>0</b>	<b>0</b>	<b>.222</b>	<b>0</b>	<b>0</b>	<b>0</b>	<b>0</b>
32 Burns, Tanner	3.09	0-0	2	2	0	0/1	0	11.2	9	5	4	4	13	2	0	0	.196	3	1	0	0
<b>20 Greenhill, Cody</b>	<b>6.00</b>	<b>0-1</b>	<b>4</b>	<b>0</b>	<b>0</b>	<b>0/1</b>	<b>2</b>	<b>9.0</b>	<b>11</b>	<b>6</b>	<b>6</b>	<b>2</b>	<b>8</b>	<b>8</b>	<b>0</b>	<b>1</b>	<b>.297</b>	<b>0</b>	<b>2</b>	<b>0</b>	<b>0</b>
14 Anderson, Elliott	7.20	2-0	4	1	0	0/1	0	5.0	8	5	4	3	4	4	0	0	.333	0	0	0	1
-----																					
33 Morrison, Will	0.00	0-0	1	0	0	0/0	0	0.1	0	0	0	0	0	0	0	0	.000	0	0	0	0
<b>44 Owen, Jack</b>	<b>2.25</b>	<b>0-0</b>	<b>1</b>	<b>1</b>	<b>0</b>	<b>0/0</b>	<b>0</b>	<b>4.0</b>	<b>2</b>	<b>1</b>	<b>1</b>	<b>0</b>	<b>4</b>	<b>0</b>	<b>0</b>	<b>1</b>	<b>.148</b>	<b>0</b>	<b>0</b>	<b>0</b>	<b>0</b>
36 Gray, Kyle	2.45	1-0	3	0	0	0/0	0	3.2	3	1	1	2	1	1	0	1	.231	0	1	0	0
<b>28 Glavin, Peyton</b>	<b>4.50</b>	<b>0-0</b>	<b>2</b>	<b>0</b>	<b>0</b>	<b>0/0</b>	<b>0</b>	<b>2.0</b>	<b>3</b>	<b>1</b>	<b>1</b>	<b>2</b>	<b>2</b>	<b>0</b>	<b>0</b>	<b>0</b>	<b>.338</b>	<b>0</b>	<b>0</b>	<b>0</b>	<b>0</b>
8 Horn, Bailey	16.20	0-0	1	0	0	0/0	0	1.2	4	4	3	2	1	1	0	0	.444	0	0	0	0
<b>29 Skipper, Carson</b>	<b>18.00</b>	<b>0-1</b>	<b>8</b>	<b>2</b>	<b>0</b>	<b>0/0</b>	<b>0</b>	<b>4.0</b>	<b>10</b>	<b>10</b>	<b>8</b>	<b>4</b>	<b>2</b>	<b>1</b>	<b>1</b>	<b>1</b>	<b>.456</b>	<b>0</b>	<b>0</b>	<b>0</b>	<b>0</b>
43 Fitts, Richard	20.25	0-0	2	0	0	0/0	0	1.1	5	3	3	0	1	3	0	1	.556	1	0	0	0
<b>87 Watson, Ryan</b>	<b>22.50</b>	<b>0-0</b>	<b>2</b>	<b>0</b>	<b>0</b>	<b>0/0</b>	<b>0</b>	<b>2.0</b>	<b>6</b>	<b>6</b>	<b>5</b>	<b>2</b>	<b>1</b>	<b>1</b>	<b>0</b>	<b>0</b>	<b>.600</b>	<b>0</b>	<b>0</b>	<b>0</b>	<b>1</b>
40 Wade, Garrett	99.00	0-0	1	0	0	0/0	0	0.0	1	2	2	1	0	0	0	0	1.000	0	0	0	0
Totals	6.92	4-2	6	6	0	1/1	2	52.0	68	45	40	27	43	17	1	5	.306	4	4	0	2
Opponents	5.29	2-4	6	6	0	0/0	0	51.0	54	35	30	17	49	10	1	4	.269	2	5	0	1

PB - Team (3), Scheffler, M 2, Hill, C. 1. Pickoffs - Team (0), Opp (1). SBA/ATT - Scheffler, M (10-11), Gray, K. (3-3), Barnes, T. (2-2), Watson, R. (1-2), Anderson, E. (2-2), Greenhill, C (1-1), Glavin, P. (1-1).

**HOME GAMES**



**2019 Auburn Baseball  
Overall Statistics for Auburn (as of Mar 17, 2019)  
(Home games Sorted by Batting avg)**



Record: 15-1 Home: 15-1 Away: 0-0 SEC: 3-0

Player	avg	gp-gs	ab	r	h	2b	3b	hr	rbi	tb	slg%	bb	hp	so	gdp	ob%	sf	sh	sb-att	po	a	e	fld%	
4 Woley, Rankin	.349	16-16	63	10	22	6	1	0	18	30	.476	6	2	18	3	.417	1	0	1-1	133	12	1	.993	
16 Howell, Kason	.339	16-16	56	11	19	4	0	0	12	23	.411	8	1	14	0	.418	2	1	9-10	41	1	2	.955	
10 Julien, Edouard	.327	15-15	55	18	18	3	0	4	18	33	.600	10	4	17	0	.457	1	0	2-2	6	23	4	.879	
6 Scheffler, Matt	.293	14-13	41	9	12	1	0	1	8	16	.390	5	3	4	1	.400	1	1	3-4	129	17	1	.993	
24 Davis, Conor	.265	13-12	49	6	13	2	0	1	4	18	.367	2	0	10	2	.294	0	0	1-1	2	0	0	1.000	
17 Holland, Will	.264	15-15	53	13	14	2	0	0	3	16	.302	14	2	8	2	.435	0	0	9-10	7	36	4	.915	
41 Williams, Steven	.262	16-16	61	13	16	3	0	1	6	22	.361	8	2	16	1	.361	1	2	0-0	32	0	0	1.000	
1 Ward, Judd	.260	16-15	50	9	13	2	0	1	5	18	.360	9	4	10	0	.406	1	1	1-2	29	3	0	1.000	
9 Bliss, Ryan	.193	16-16	57	13	11	1	1	1	8	17	.298	10	0	12	1	.300	3	1	5-5	23	32	1	.982	
-----																								
19 Moore, Brody	1.000	1-0	1	0	1	0	1	0	0	3	3.000	0	0	0	0	1.000	0	0	0-0	0	0	0	.000	
2 Lau, Everett	.250	9-6	24	4	6	1	0	1	6	10	.417	2	1	6	1	.333	0	0	1-1	4	3	0	1.000	
11 Hall, Chase	.167	4-3	12	0	2	1	0	0	2	3	.250	1	0	0	1	.231	0	0	0-0	33	2	1	.972	
7 Johnson, Ed	.000	2-1	4	0	0	0	0	0	0	0	.000	1	0	1	0	.200	0	0	0-0	3	1	0	1.000	
5 Eaton, Jarrett	.000	3-0	2	0	0	0	0	0	0	0	.000	0	0	0	0	.000	0	0	1-1	1	0	0	1.000	
3 Warner, Devin	.000	2-0	2	0	0	0	0	0	0	0	.000	0	0	1	0	.000	0	0	0-0	0	0	0	.000	
21 Henderson, Jackso	.000	3-0	1	1	0	0	0	0	0	0	.000	0	0	1	0	.000	0	0	0-0	1	0	0	1.000	
38 Olson, Brett	.000	1-0	0	0	0	0	0	0	0	0	.000	1	0	0	0	1.000	0	0	0-0	0	0	0	.000	
Totals	.277	16	531	107	147	26	3	10	90	209	.394	77	19	118	12	.381	10	6	33-37	456	149	16	.974	
Opponents	.196	16	545	37	107	22	1	6	28	149	.273	39	10	164	5	.261	3	6	14-17	412	152	24	.959	

LOB - Team (124), Opp (110). DPs turned - Team (6), Opp (13). IBB - Team (3), Howell, K. 1, Julien, E. 1, Holland, W. 1, Opp (4). Picked off - Scheffler, M 2, Howell, K. 1.

**(Home games Sorted by Earned run avg)**

Player	era	w-l	app	gs	cg	sho	sv	ip	h	r	er	bb	so	2b	3b	hr	b/avg	wp	hp	bks	sfa	sha		
32 Burns, Tanner	0.33	2-0	4	4	1	1/2	0	27.2	13	1	1	3	41	2	0	0	.138	1	0	0	0	0		
44 Owen, Jack	0.36	3-0	4	3	1	1/1	0	24.2	13	1	1	2	25	1	0	1	.159	1	0	0	0	2		
14 Anderson, Elliott	0.64	3-0	6	0	0	0/2	0	14.0	8	1	1	3	16	4	0	1	.160	1	0	0	0	0		
18 Fuller, Brooks	1.38	1-0	6	1	0	0/0	1	13.0	7	7	2	9	7	0	0	1	.152	1	1	0	0	0		
29 Skipper, Carson	1.80	2-0	6	4	0	0/1	2	20.0	18	7	4	2	24	3	1	1	.234	1	1	0	0	0		
20 Greenhill, Cody	2.70	0-0	6	0	0	0/2	2	13.1	11	5	4	4	9	2	0	1	.234	1	3	0	1	0		
-----																								
40 Wade, Garrett	0.00	2-0	3	1	0	0/1	0	9.0	4	0	0	3	13	1	0	0	.133	2	1	0	0	1		
36 Gray, Kyle	0.00	1-0	3	1	0	0/1	0	5.2	4	2	0	4	4	1	0	0	.200	1	2	0	1	1		
23 Glavine, Peyton	0.00	0-0	4	0	0	0/0	0	3.0	3	0	0	3	5	1	0	0	.250	0	0	0	0	0		
31 Schilleci, Blake	0.00	0-0	1	0	0	0/0	0	1.0	0	0	0	0	2	0	0	0	.000	0	0	0	0	0		
37 Watson, Ryan	3.68	0-1	4	0	0	0/0	0	7.1	6	3	3	1	5	2	0	1	.240	0	0	0	1	1		
13 Daniel, Davis	4.50	0-0	1	1	0	0/0	0	2.0	4	2	1	0	4	0	0	0	.364	0	0	0	0	0		
43 Fitts, Richard	5.40	1-0	4	0	0	0/0	0	5.0	7	3	3	1	2	3	0	0	.333	0	0	0	0	1		
33 Morrison, Will	6.00	0-0	3	0	0	0/1	0	3.0	4	2	2	2	6	0	0	0	.333	1	2	0	0	0		
8 Horn, Bailey	8.10	0-0	2	1	0	0/0	0	3.1	5	3	3	2	1	2	0	0	.333	0	0	0	0	0		
Totals	1.48	15-1	16	16	2	6/4	5	152.0	107	37	25	39	164	22	1	6	.196	10	10	0	3	6		
Opponents	6.09	1-15	16	16	0	0/0	0	137.1	147	107	93	77	118	26	3	10	.277	25	19	6	10	6		

PB - Team (2), Scheffler, M 2, Opp (1). Pickoffs - Team (3), Skipper, C. 1, Scheffler, M 1, Greenhill, C 1, Opp (3). SBA/ATT - Scheffler, M (11-14), Burns, T. (3-4), Hall, C. (3-3), Owen, J. (2-3), Daniel, D. (2-2), Wade, G. (0-1), Fitts, R. (1-1), Greenhill, C (1-1), Horn, B. (1-1), Fuller, B. (1-1), Skipper, C. (1-1), Anderson, E. (1-1), Watson, R. (1-1).

AWAY GAMES



2019 Auburn Baseball  
Overall Statistics for Auburn (as of Mar 27, 2019)  
(Away Sorted by Batting avg)



Record: 5-4 Home: 0-0 Away: 6-3 Neutral: 0-1 SEC: 1-2

Player	avg	op-oe	ab	r	h	2b	3b	hr	rbi	tb	slr%	bb	so	cs	sf	ob-tot	po	a	e	fld%
24 Davis, Connor	.389	9-9	36	7	14	1	1	2	9	28	.639	2	2	4	1	.450	0	0	0	.000
9 Bliss, Ryan	.343	9-9	35	4	12	5	0	0	6	17	.486	3	1	9	0	.410	0	0	0	1.000
1 Ward, Judd	.294	9-9	34	8	10	1	2	1	10	16	.529	7	0	5	0	.415	0	1	0	.789
4 Woley, Rankin	.270	9-9	37	10	10	1	0	2	5	17	.459	4	1	12	1	.349	1	0	1	1.000
41 Williams, Steven	.266	9-9	34	6	9	1	0	3	8	19	.559	9	0	7	1	.409	1	1	2	.947
10 Julien, Edouard	.242	9-9	33	7	8	3	0	1	8	14	.424	10	0	12	1	.419	0	0	0	.941
6 Scheffler, Matt	.229	9-9	36	6	8	4	0	0	8	12	.348	0	1	3	0	.250	0	0	2	.971
16 Howell, Kason	.219	9-9	32	6	7	0	0	0	4	7	.219	2	2	3	0	.289	2	1	1	.968
17 Holland, Will	.211	9-9	38	6	8	1	0	0	4	9	.237	4	3	13	1	.333	0	1	2	.943
11 Hill, Chase	.000	3-1	2	0	0	0	0	0	0	0	.000	0	1	1	0	.333	0	0	0	.900
3 Warner, Devin	.000	1-0	1	0	0	0	0	0	0	0	.000	0	0	0	0	.000	0	0	0	.000
2 Lou, Everett	.000	1-4	1	0	0	0	0	0	0	0	.000	0	0	1	0	.000	0	0	0	.000
5 Eaton, Jarrett	.000	1-0	0	1	0	0	0	0	0	0	.000	0	0	0	0	.000	0	0	0	.000
19 Moore, Brady	.000	1-4	0	1	0	0	0	0	0	0	.000	0	0	0	0	.000	0	0	0	.000
Totals	.270	9	318	63	86	17	3	9	57	136	.428	41	11	70	5	.369	4	4	8	.959
Opponents	.303	9	317	69	96	24	0	9	59	147	.464	45	7	72	3	.397	4	4	12	.956

LOB - Team (72), Opp (77). DPs turned - Team (4), Opp (8). IBB - Team (3), Julien, E. 3. Picked off - Holland, W. 1.

(Away Sorted by Earned run avg)

Player	era	w-l	app	gs	oa	sho	sv	ip	h	r	er	bb	so	2b	3b	hr	b/9	wp	hb	bkf/s	sho	
32 Burns, Tanner	4.22	1-0	2	2	0	0/0	0	10.2	7	6	5	6	11	3	0	0	.171	3	2	0	0	0
14 Anderson, Elliott	4.32	1-0	5	1	0	0/0	0	8.1	12	5	4	3	11	4	0	0	.324	0	1	0	1	0
48 Fitts, Richard	4.50	0-0	4	0	0	0/0	0	6.0	11	4	4	3	6	3	0	2	.333	1	1	0	0	0
20 Greenhill, Cody	6.75	0-1	4	0	0	0/0	2	6.2	8	5	5	0	5	3	0	0	.286	0	1	0	0	0
40 Wade, Garrett	6.97	1-0	4	3	0	0/0	0	10.1	10	10	8	14	14	1	0	1	.270	0	0	1	0	2
44 Dwea, Jack	0.00	0-0	1	0	0	0/0	0	4.1	3	1	0	0	8	1	0	0	.176	0	0	0	0	0
18 Fuller, Brooks	2.45	0-0	1	0	0	0/0	0	3.2	4	1	1	3	3	1	0	0	.286	0	0	0	0	0
28 Glavin, Peyton	3.38	0-0	2	0	0	0/0	0	2.2	3	1	1	1	4	0	0	0	.273	0	0	0	0	0
33 Morrison, Will	6.23	0-0	4	0	0	0/0	0	4.1	3	3	3	1	1	1	0	1	.200	0	1	0	1	0
8 Horn, Blakey	11.12	1-0	3	1	0	0/0	0	6.2	9	8	7	3	3	2	0	1	.360	0	0	0	0	1
36 Gray, Kyle	11.81	0-2	5	1	0	0/0	0	5.1	7	7	7	3	4	2	0	2	.304	0	1	0	0	0
37 Watson, Ryan	15.75	0-0	3	0	0	0/0	0	4.0	9	7	7	3	0	2	0	0	.500	1	0	0	2	0
29 Skipper, Carson	30.00	1-1	3	1	0	0/0	0	3.0	10	11	10	6	2	1	0	2	.556	0	0	0	0	1
Totals	7.25	5-4	9	9	0	0/0	2	77.0	96	69	62	45	72	24	0	9	.303	5	7	1	4	4
Opponents	6.33	4-5	9	9	0	0/0	0	81.0	86	63	57	41	70	17	3	9	.270	5	11	1	4	4

PB - Team (5), Hill, C. 3, Scheffler, M 2. Pickoffs - Team (0), Opp (1). SBA/ATT - Scheffler, M (12-14), Wade, G. (2-3), Fitts, R. (2-2), Anderson, E. (2-2), Watson, R. (1-2), Dwea, J. (1-1), Skipper, C. (1-1), Glavin, P. (1-1), Gray, K. (1-1), Morrison, W. (1-1).

**LAST FIVE GAMES**



**2019 Auburn Baseball  
Overall Statistics for Auburn (as of Mar 27, 2019)  
(Last Five Sorted by Batting avg)**



Record: 2-3 Home: 0-0 Away: 2-2 Neutral: 0-1 SEC: 1-2

Player	avg	OBP	SLG	r	H	2B	3B	HR	RBI	LOB	stl%	bb	so	cs	cs%	sf	sh	cs-att	po	e	DP%	
<b>24 Davis, Connor</b>	<b>.421</b>	<b>5-5</b>	<b>19</b>	<b>4</b>	<b>8</b>	<b>0</b>	<b>1</b>	<b>1</b>	<b>6</b>	<b>18</b>	<b>.684</b>	<b>1</b>	<b>2</b>	<b>2</b>	<b>0</b>	<b>.600</b>	<b>0</b>	<b>0</b>	<b>0-0</b>	<b>0</b>	<b>0</b>	<b>.000</b>
9 Bliss, Ryan	.368	5-5	19	2	7	3	0	0	3	10	.526	2	1	4	0	.455	0	0	0-0	7	18	0.1000
<b>4 Wolby, Rankin</b>	<b>.316</b>	<b>5-5</b>	<b>22</b>	<b>6</b>	<b>7</b>	<b>1</b>	<b>0</b>	<b>1</b>	<b>4</b>	<b>11</b>	<b>.500</b>	<b>1</b>	<b>0</b>	<b>7</b>	<b>0</b>	<b>.833</b>	<b>1</b>	<b>0</b>	<b>0-0</b>	<b>41</b>	<b>1</b>	<b>0.1000</b>
1 Ward, Judd	.300	5-5	20	5	6	1	0	1	6	10	.500	1	0	2	0	.333	0	1	0-0	8	0	.667
<b>16 Howell, Kneon</b>	<b>.300</b>	<b>5-5</b>	<b>20</b>	<b>4</b>	<b>6</b>	<b>0</b>	<b>0</b>	<b>0</b>	<b>2</b>	<b>6</b>	<b>.300</b>	<b>2</b>	<b>0</b>	<b>1</b>	<b>0</b>	<b>.864</b>	<b>0</b>	<b>0</b>	<b>0-1</b>	<b>17</b>	<b>0</b>	<b>1.944</b>
41 Williams, Steven	.300	5-5	20	5	6	1	0	2	4	13	.650	5	0	7	1	.423	1	0	1-1	8	0	.889
<b>10 Julian, Edward</b>	<b>.286</b>	<b>5-5</b>	<b>21</b>	<b>6</b>	<b>6</b>	<b>8</b>	<b>0</b>	<b>0</b>	<b>6</b>	<b>9</b>	<b>.429</b>	<b>8</b>	<b>0</b>	<b>6</b>	<b>0</b>	<b>.875</b>	<b>0</b>	<b>0</b>	<b>0-0</b>	<b>4</b>	<b>9</b>	<b>1.929</b>
17 Holland, Will	.238	5-5	21	5	5	0	0	0	2	5	.238	2	3	8	0	.385	0	0	2-2	7	12	1.950
<b>6 Scheffler, Matt</b>	<b>.150</b>	<b>5-5</b>	<b>20</b>	<b>2</b>	<b>8</b>	<b>2</b>	<b>0</b>	<b>0</b>	<b>8</b>	<b>6</b>	<b>.250</b>	<b>0</b>	<b>1</b>	<b>1</b>	<b>0</b>	<b>.190</b>	<b>0</b>	<b>0</b>	<b>1-1</b>	<b>29</b>	<b>4</b>	<b>1.971</b>
-----																						
<b>2 Lou, Everett</b>	<b>.000</b>	<b>1-0</b>	<b>1</b>	<b>0</b>	<b>0</b>	<b>0</b>	<b>0</b>	<b>0</b>	<b>0</b>	<b>0</b>	<b>.000</b>	<b>0</b>	<b>0</b>	<b>1</b>	<b>0</b>	<b>.000</b>	<b>0</b>	<b>0</b>	<b>0-0</b>	<b>0</b>	<b>0</b>	<b>.000</b>
11 Hall, Chase	.000	2-0	1	0	0	0	0	0	0	0	.000	0	0	0	0	.000	0	0	0-0	4	0	1.000
<b>3 Warner, Devin</b>	<b>.000</b>	<b>1-0</b>	<b>1</b>	<b>0</b>	<b>0</b>	<b>0</b>	<b>0</b>	<b>0</b>	<b>0</b>	<b>0</b>	<b>.000</b>	<b>0</b>	<b>0</b>	<b>0</b>	<b>0</b>	<b>.000</b>	<b>0</b>	<b>0</b>	<b>0-0</b>	<b>0</b>	<b>0</b>	<b>.000</b>
5 Eaton, Jarrett	.000	1-0	0	1	0	0	0	0	0	0	.000	0	0	0	0	.000	0	0	0-0	0	0	.000
<b>19 Moore, Brady</b>	<b>.000</b>	<b>1-0</b>	<b>0</b>	<b>1</b>	<b>0</b>	<b>0</b>	<b>0</b>	<b>0</b>	<b>0</b>	<b>0</b>	<b>.000</b>	<b>0</b>	<b>0</b>	<b>0</b>	<b>0</b>	<b>.000</b>	<b>0</b>	<b>0</b>	<b>0-0</b>	<b>0</b>	<b>0</b>	<b>.000</b>
Totals	.292	5	185	39	54	11	1	5	35	82	.443	17	7	39	1	.370	2	1	4-5	126	50	9.951
Opponents	.355	5	183	51	65	20	0	3	43	94	.514	31	4	34	1	.452	3	3	8-10	135	54	6.969

LOB - Team (38), Opp (47). DPs turned - Team (2), Opp (3).

**(Last Five Sorted by Earned run avg)**

Player	era	w-l	inn	outs	inn	outs	hr	er	bb	so	2b	3b	hr	b/era	wr	hr	blks	stl	stl%			
<b>16 Fuller, Brooks</b>	<b>2.45</b>	<b>0-0</b>	<b>1</b>	<b>0</b>	<b>0</b>	<b>0/0</b>	<b>0</b>	<b>8.2</b>	<b>4</b>	<b>1</b>	<b>1</b>	<b>8</b>	<b>3</b>	<b>1</b>	<b>0</b>	<b>0</b>	<b>.286</b>	<b>0</b>	<b>0</b>	<b>0</b>	<b>0</b>	
43 Fitts, Richard	4.50	0-0	3	0	0	0/0	0	6.0	9	3	3	3	4	3	0	1	.360	1	1	0	0	
<b>8 Horn, Bailey</b>	<b>5.79</b>	<b>1-0</b>	<b>2</b>	<b>0</b>	<b>0</b>	<b>0/0</b>	<b>0</b>	<b>4.2</b>	<b>4</b>	<b>4</b>	<b>3</b>	<b>8</b>	<b>3</b>	<b>1</b>	<b>0</b>	<b>0</b>	<b>.236</b>	<b>0</b>	<b>0</b>	<b>0</b>	<b>0</b>	<b>1</b>
32 Burns, Tanner	7.20	0-0	1	1	0	0/0	0	5.0	5	5	4	3	4	2	0	0	.227	3	1	0	0	
<b>20 Greenhill, Cody</b>	<b>10.39</b>	<b>0-1</b>	<b>2</b>	<b>0</b>	<b>0</b>	<b>0/0</b>	<b>1</b>	<b>4.1</b>	<b>8</b>	<b>6</b>	<b>5</b>	<b>0</b>	<b>4</b>	<b>8</b>	<b>0</b>	<b>0</b>	<b>.381</b>	<b>0</b>	<b>1</b>	<b>0</b>	<b>0</b>	<b>0</b>
40 Wade, Garrett	11.81	0-0	3	2	0	0/0	0	5.1	8	9	7	10	6	1	0	0	.400	0	0	0	0	2
-----																						
23 Glavine, Peyton	3.38	0-0	2	0	0	0/0	0	2.2	3	1	1	1	4	0	0	0	.273	0	0	0	0	0
<b>88 Morrison, Will</b>	<b>7.71</b>	<b>0-0</b>	<b>8</b>	<b>0</b>	<b>0</b>	<b>0/0</b>	<b>0</b>	<b>2.1</b>	<b>2</b>	<b>2</b>	<b>2</b>	<b>1</b>	<b>1</b>	<b>1</b>	<b>0</b>	<b>0</b>	<b>.250</b>	<b>0</b>	<b>0</b>	<b>0</b>	<b>1</b>	<b>0</b>
36 Gray, Kyle	9.00	0-1	3	0	0	0/0	0	2.0	3	2	2	0	1	1	0	1	.333	0	1	0	0	0
<b>14 Anderson, Elliott</b>	<b>10.90</b>	<b>1-0</b>	<b>2</b>	<b>1</b>	<b>0</b>	<b>0/0</b>	<b>0</b>	<b>8.1</b>	<b>6</b>	<b>6</b>	<b>4</b>	<b>1</b>	<b>3</b>	<b>4</b>	<b>0</b>	<b>0</b>	<b>.358</b>	<b>0</b>	<b>0</b>	<b>0</b>	<b>1</b>	<b>0</b>
37 Watson, Ryan	32.40	0-0	2	0	0	0/0	0	1.2	6	6	6	3	0	2	0	0	.667	1	0	0	1	0
<b>29 Skipper, Carson</b>	<b>63.00</b>	<b>0-1</b>	<b>2</b>	<b>1</b>	<b>0</b>	<b>0/0</b>	<b>0</b>	<b>1.0</b>	<b>7</b>	<b>6</b>	<b>7</b>	<b>8</b>	<b>1</b>	<b>1</b>	<b>0</b>	<b>1</b>	<b>.700</b>	<b>0</b>	<b>0</b>	<b>0</b>	<b>0</b>	<b>0</b>
Totals	9.64	2-3	5	5	0	0/0	1	42.0	65	51	45	31	34	20	0	3	.355	5	4	0	3	3
Opponents	7.20	3-2	5	5	0	0/0	0	45.0	54	39	36	17	39	11	1	5	.292	3	7	0	2	1

PB - Team (3), Scheffler, M 2, Hall, C. 1. SBA/ATT - Scheffler, M (8-10), Watson, R. (1-2), Wade, G. (1-2), Fitts, R. (2-2), Anderson, E. (2-2), Glavine, P. (1-1), Gray, K. (1-1).

LAST 10 GAMES



2019 Auburn Baseball  
Overall Statistics for Auburn (as of Mar 27, 2019)  
(Last 10 Sorted by Batting avg)



Record: 7-3 Home: 4-0 Away: 3-2 Neutral: 0-1 SEC: 4-2

Player	avg	ab	r	h	2b	3b	hr	rbi	tb	slg%	bb	so	cs	sf	ops	obp	oobp	ops	obp	oobp		
24 Davis, Connor	.396	10-10	38	7	16	1	1	1	8	.553	1	2	3	2	.439	0	0	1-1	0	0	0	.000
1 Ward, Judd	.313	10-10	32	7	10	1	1	1	8	.500	5	1	3	0	.421	0	1	0-0	18	1	4	.826
16 Howell, Kason	.278	10-10	36	6	10	2	0	0	6	.398	2	1	5	0	.317	2	0	3-4	29	1	2	.938
10 Julien, Edouard	.270	10-10	37	8	10	5	0	0	13	.405	9	0	12	1	.413	0	0	0-0	8	15	2	.920
17 Holland, Will	.256	10-10	39	10	10	0	0	0	2	.256	6	3	12	1	.396	0	0	6-6	10	27	3	.925
4 Woley, Rankin	.256	10-10	43	5	11	1	0	1	6	.349	2	0	13	2	.283	1	0	2-2	80	6	0	1.000
9 Blum, Ryan	.250	10-10	36	7	9	3	0	0	3	.398	6	1	10	0	.357	0	0	1-1	11	29	0	1.000
41 Williams, Steven	.211	10-10	38	8	8	1	0	2	5	.395	8	0	14	1	.340	1	1	1-1	14	0	1	.933
6 Scheffler, Matt	.194	9-9	31	6	6	3	0	0	6	.290	1	2	1	0	.265	0	0	2-3	69	5	2	.974
-----																						
11 Hill, Chase	.250	3-1	4	0	1	0	0	0	0	.250	1	0	0	0	.400	0	0	0-0	17	0	0	1.000
2 Lau, Everett	.000	2-0	2	0	0	0	0	0	0	.000	0	0	1	0	.000	0	0	1-1	0	0	0	.000
3 Warner, Devin	.000	1-1	1	0	0	0	0	0	0	.000	0	0	0	0	.000	0	0	0-0	0	0	0	.000
5 Eaton, Jarrett	.000	2-0	0	1	0	0	0	0	0	.000	0	0	0	0	.000	0	0	1-1	0	0	0	.000
19 Moore, Brody	.000	1-1	0	1	0	0	0	0	0	.000	0	0	0	0	.000	0	0	0-0	0	0	0	.000
Totals	.267	10	337	65	90	17	2	5	57	.374	40	10	74	7	.358	4	2	18-20	261	92	14	.962
Opponents	.288	10	351	61	101	23	1	7	51	.419	48	6	85	1	.380	3	3	16-18	258	99	16	.957

LOB - Team (70), Opp (89). DPs turned - Team (3), Opp (10). IBB - Team (0), Opp (1). Picked off - Scheffler, M 1.

(Last 10 Sorted by Earned run avg)

Player	era	w-l	inn	outs	sho	sv	ip	h	r	er	bb	so	2b	3b	hr	b/era	wr	hr	bkf	sf	sho
18 Fuller, Brooks	2.16	1-0	3	0	0	0/0	0	8.1	6	2	2	6	6	1	0	.200	0	0	0	0	0
32 Burns, Tanner	3.09	0-0	2	2	0	0/1	0	11.2	9	5	4	4	13	2	0	.196	3	1	0	0	0
14 Anderson, Elliott	5.14	2-0	6	1	0	0/1	0	7.0	11	6	4	3	10	4	0	.338	0	0	0	1	0
20 Greenhill, Cody	5.73	0-1	5	0	0	0/1	2	11.0	14	8	7	2	12	3	0	.304	0	3	0	0	0
40 Wade, Garrett	6.97	1-0	4	3	0	0/0	0	10.1	10	10	8	14	14	1	0	.270	0	0	1	0	2
29 Skipper, Carson	8.31	1-1	4	3	0	0/0	0	8.2	15	10	8	4	7	1	1	.375	0	0	0	0	0
-----																					
23 Glavine, Peyton	2.25	0-0	4	0	0	0/0	0	4.0	3	1	1	2	6	0	0	.200	0	0	0	0	0
44 Owen, Jack	2.25	0-0	1	1	0	0/0	0	4.0	2	1	1	0	4	0	0	.148	0	0	0	0	0
36 Gray, Kyle	4.76	1-1	5	0	0	0/0	0	5.2	5	3	3	3	3	2	0	.238	0	1	0	0	0
48 Fitts, Richard	5.40	0-0	6	0	0	0/0	0	6.2	12	4	4	3	5	6	0	.400	1	1	0	0	0
8 Horn, Bailey	5.79	1-0	2	0	0	0/0	0	4.2	4	4	3	3	3	1	0	.235	0	0	0	0	1
33 Morrison, Will	7.71	0-0	3	0	0	0/0	0	2.1	2	2	2	1	1	1	0	.250	0	0	0	1	0
37 Watson, Ryan	20.25	0-0	3	0	0	0/0	0	2.2	8	6	6	3	1	2	0	.571	1	0	0	1	0
Totals	5.48	7-3	10	10	0	1/1	2	87.0	101	61	53	48	85	23	1	.288	5	6	1	3	3
Opponents	5.97	3-7	10	10	0	0/0	0	86.0	90	65	57	40	74	17	2	.267	6	10	2	4	2

PB - Team (4), Scheffler, M 3, Hill, C. 1. Pickoffs - Team (1), Skipper, C. 1, Opp (1). SBA/ATT - Scheffler, M (15-17), Watson, R. (2-3), Wade, G. (2-3), Gray, K. (3-3), Fitts, R. (3-3), Anderson, E. (2-2), Burns, T. (2-2), Glavine, P. (1-1), Hill, C. (1-1), Greenhill, C (1-1).



**GAMES SUMMARY**



**2019 Auburn Baseball  
Games Summary for Auburn (as of Mar 27, 2019)  
(All games)**



Score by innings	1	2	3	4	5	6	7	8	9	EX	Total
Auburn	20	11	25	19	26	17	22	25	4	1	170
Opponents	19	20	9	8	9	9	6	23	1	2	106

**Record when ...**

Overall	20-5	After 6 leading	16-1
Conference	4-2	..... trailing	2-4
Non-Conference	16-3	..... tied	2-0
Home games	15-1	After 7 leading	17-0
Away games	5-3	..... trailing	1-2
Neutral site	0-1	..... tied	2-3
Day games	11-3	After 8 leading	20-0
Night games	9-2	..... trailing	0-5
vs Left starter	4-1	..... tied	0-0
vs Right starter	16-4		
1-Run games	2-0	Hit 0 home runs	9-4
2-Run games	3-1	... 1 home run	7-0
5+Run games	10-3	... 2+ home runs	4-1
Extra innings	1-1		
Shutouts	6-0	Opponent 0 home runs	15-2
		..... 1 home run	2-1
		..... 2+ HRs	3-2
Scoring 0-2 runs	2-2		
..... 3-5 runs	7-2		
..... 6-9 runs	5-0	Made 0 errors	7-0
..... 10+ runs	6-1	.... 1 error	6-2
		.... 2+ errors	7-3
Opponent 0-2 runs	12-0		
..... 3-5 runs	6-0	Opp. made 0 errors	5-1
..... 6-9 runs	2-3	..... 1 error	5-2
..... 10+ runs	0-2	..... 2+ errors	10-2
Scored in 1st inning	8-0	Out-hit opponent	12-0
Opp. scored in 1st	6-3	Out-hit by opponent	3-4
Scores first	10-1	Hits are tied	5-1
Opp. scores first	10-4		

**Record when team scores:**

Runs	0	1	2	3	4	5	6	7	8	9	10+
W-L	0-0	0-1	2-1	0-1	2-0	5-1	3-0	0-0	1-0	1-0	6-1

**Record when opponent scores:**

Runs	0	1	2	3	4	5	6	7	8	9	10+
W-L	6-0	2-0	4-0	3-0	0-0	3-0	0-2	0-1	0-0	2-0	0-2

**Record when leading after:**

Inn.	1	2	3	4	5	6	7	8
W-L	6-0	7-0	9-1	12-2	15-2	16-1	17-0	20-0

**Record when trailing after:**

Inn.	1	2	3	4	5	6	7	8
W-L	3-3	6-4	7-4	4-3	2-3	2-4	1-2	0-5

**Record when tied after:**

Inn.	1	2	3	4	5	6	7	8
W-L	11-2	7-1	4-0	4-0	3-0	2-0	2-3	0-0

Current losing streak: 3  
 Longest winning streak: 15  
 Longest losing streak: 3

Home attendance : 50885 ( 14 dates avg = 3634 )  
 Away attendance : 51983 ( 9 dates avg = 5775 )  
 Total attendance: 102868 ( 23 dates avg = 4472 )

# TV/RADIO ROSTER



1 JUDD WARD



2 EVERETT LAU




3 DEVIN WARNER




4 RANKIN WOLEY



5 JARRETT EATON



6 MATT SCHEFFLER



7 ED JOHNSON



8 BAILEY HORN



9 RYAN BLISS



10 EDOUARD JULIEN



11 CHASE HALL



12 RYAN HOERTER



13 DAVIS DANIEL



14 ELLIOT ANDERSON



16 KASON HOWELL




17 WILL HOLLAND



18 BROOKS FULLER



19 BRODY MOORE



20 CODY GREENHILL



21 JACKSON HENDERSON



22 FORD LUTTRELL



23 PEYTON GLAVINE




24 CONOR DAVIS




25 DAWSON SWEATT



26 TROY BEARDEN



29 CARSON SKIPPER



31 BLAKE SCHILLECI



32 TANNER BURNS



33 WILL MORRISON



36 KYLE GRAY



37 RYAN WATSON




38 BRETT OLSON



40 GARRETT WADE



41 STEVEN WILLIAMS



43 RICHARD FITTS



44 JACK OWEN



30 BUTCH THOMPSON



35 KARL NONEMAKER



39 GABE GROSS



34 STEVE SMITH