



SOUTH CAROLINA BASEBALL

South Carolina Baseball Contact: Kent Reichert - (803) 777-5257 - kent2@mailbox.sc.edu

2019 SOUTH CAROLINA SCHEDULE

FEBRUARY (7-1)

15	LIBERTY (SECN+)	L, 5-6 (11)
16	LIBERTY	W, 13-7
17	LIBERTY (SECN+)	W, 3-2
19	WINTHROP	W, 8-6
20	PRESBYTERIAN (SECN+)	CCD
22	UTAH VALLEY (SECN+)	W, 15-3
23	UTAH VALLEY (SECN+)	W, 6-5
24	UTAH VALLEY (SECN+)	W, 10-3
26	APPALACHIAN STATE	W, 3-1

MARCH (9-8)

1	at No. 23 Clemson	W, 5-4
2	vs. No. 23 Clemson (Fluor Field)	L, 5-11
3	No. 23 CLEMSON (SECN+)	W, 14-3
5	THE CITADEL (SECN+)	W, 9-0
6	GARDNER-WEBB (SECN+)	L, 2-10
8	VALPARAISO (SECN+)	W, 9-2
9	VALPARAISO (SECN+)	W, 3-2
10	VALPARAISO (SECN+)	W, 12-6
12	at The Citadel	W, 10-9
15	No. 8 GEORGIA* (SECN+)	L, 1-6
16	No. 8 GEORGIA* (SECN+)	L, 7-8
17	No. 8 GEORGIA* (SECN+)	L, 2-4
19	at Furman	W, 12-7
22	at Tennessee* (SECN+)	L, 5-15
23	at Tennessee* (SECN+)	W, 3-2
24	at Tennessee* (SECN+)	L, 3-6
26	NORTH CAROLINA A&T (SECN+)	L, 0-2
29	No. 15 AUBURN* (SECN+)	7 p.m.
30	No. 15 AUBURN* (SEC Network)	1 p.m.
31	No. 15 AUBURN* (SEC Network)	12 p.m.

APRIL

2	vs. N.C. State (BB&T Ballpark)	7 p.m.
4	at Alabama* (SEC Network)	7 p.m.
5	at Alabama* (SEC Network)	7 p.m.
6	at Alabama* (SECN+)	2 p.m.
9	CHARLOTTE (SECN+)	7 p.m.
11	at Florida* (ESPNU)	7:30 p.m.
12	at Florida* (SECN+)	6:30 p.m.
13	at Florida* (SECN+)	3:30 p.m.
16	vs. North Carolina (BB&T Ballpark)	7 p.m.
18	TEXAS A&M* (SECN+)	7 p.m.
19	TEXAS A&M* (SECN+)	7 p.m.
20	TEXAS A&M* (SEC Network)	4 p.m.
23	vs. Charleston Southern (SRP Park)	7 p.m.
26	at Missouri* (SECN+)	7:30 p.m.
27	at Missouri* (SECN+)	7:30 p.m.
28	at Missouri* (SECN+)	3 p.m.

MAY

3	VANDERBILT* (SECN+)	7 p.m.
4	VANDERBILT* (ESPNU)	8 p.m.
5	VANDERBILT* (SECN+)	1:30 p.m.
8	FURMAN (SECN+)	7 p.m.
10	KENTUCKY* (SEC Network)	7 p.m.
11	KENTUCKY* (SEC Network)	12 p.m.
12	KENTUCKY* (SEC Network)	12 p.m.
14	USC UPSTATE (SECN+)	7 p.m.
16	at Mississippi State* (SECN+)	7:30 p.m.
17	at Mississippi State* (SECN+)	7:30 p.m.
18	at Mississippi State* (SECN+)	2 p.m.
21-26	at SEC Tournament (Hoover, Ala.)	TBA
31-3	NCAA Regionals	TBA

JUNE

7-10	NCAA Super Regionals	TBA
15-26	College World Series (Omaha, Neb.)	TBA

All times Eastern. Dates and times subject to change
* denotes SEC game
() denotes TV or Neutral Site game

SOUTH CAROLINA (16-9, 1-5) VS. #15 AUBURN (20-5, 4-2)

Dates: Friday, March 29-Sunday, March 31
Times: 7/1/12 p.m.
Place: Founders Park, Columbia, S.C.

LIVE COVERAGE

Radio: Gamecock Radio Network/flagship 107.5 FM "The Game" (Derek Scott and Tommy Moody)
Broadcast: SEC Network + (Friday), SEC Network (Saturday and Sunday)
Internet: Additional coverage on Facebook, Instagram, SnapChat & Twitter @GamecockBaseball



PROBABLE PITCHING ROTATION

Friday: RHP Daniel Lloyd (2-1, 4.32 ERA) vs. RHP Tanner Burns (3-0, 1.41 ERA)
Saturday: RHP Reid Morgan (2-0, 2.56 ERA) vs. LHP Brooks Fuller (1-0, 1.62 ERA)
Sunday: TBA vs. TBA

FOR STARTERS

The University of South Carolina baseball team hosts No. 15 Auburn for a three-game SEC series March 29-31 at Founders Park. Friday's game begins at 7 p.m. with Saturday's contest scheduled for 1 p.m. The series concludes on Sunday at noon.

Friday's game will be streamed on SEC Network + while Saturday and Sunday's game will be televised on SEC Network with Dave Neal and Mike Rooney on the call. All games will be broadcast on The Game 107.5 FM and the Gamecock Sports Network with Derek Scott and Tommy Moody on the call.

Carolina fell to North Carolina A&T, 2-0, Tuesday night at Founders Park. Dylan Harley and Wesley Sweatt combined to strike out seven in eight innings of work.

SCOUTING AUBURN

The Tigers fell to Alabama, 6-3, in the Capital City Classic in Montgomery, Ala., as Steven Williams and Conor Davis had two hits apiece in the loss. Auburn opened conference play with a three-game sweep against Tennessee before losing 2-of-3 games at Mississippi State this past weekend. Rankin Woley leads the Tigers with a .323 batting average while Edouard Julien has five home runs and 26 RBI. On the mound, righty Tanner Burns is 3-0 with a 1.41 ERA and 52 strikeouts in 38.1 innings pitched.

SERIES VS. AUBURN

Carolina leads the all-time series with Auburn, 45-24, and has a 20-10 record in games in Columbia. The two teams last met in 2017 in Auburn as the Tigers won 2-of-3 games. Carolina won the Saturday game, 7-0, on April 1, 2017 as Jacob Olson scored three runs and Carlos Cortes drove in five.

EIGHT GAMECOCKS DOT MLB OPENING DAY ROSTERS

South Carolina had eight players on Major League Baseball rosters on Opening Day (March 28), including Jackie Bradley Jr., who earned a World Series ring with the Boston Red Sox and was named the 2018 ALCS Most Valuable Player. Whit Merrifield (Kansas City), Justin Smoak (Toronto), Sam Dyson (San Francisco), Grayson Greiner (Detroit) and Christian Walker (Arizona) all are on active rosters while Steve Pearce (Boston), who was the 2018 World Series MVP, and Jordan Montgomery (New York Yankees) will start the 2019 season on the disabled list. Tyler Webb (St. Louis) is on the Cardinals' 40-man roster heading into the new campaign. The SEC has 85 former players on Opening Day rosters.

FOLLOW ON SOCIAL MEDIA



@GAMECOCKBASEBALL // #GAMECOCKS
FACEBOOK.COM//GAMECOCKBASEBALL
WWW.GAMECOCKSONLINE.COM

SOUTH CAROLINA QUICK FACTS

GENERAL INFORMATION

Location.....	Columbia, S.C.
Enrollment.....	33,724
Founded.....	1801
University President.....	Dr. Harris Pastides
Athletics Director.....	Ray Tanner
Faculty Representative.....	Dr. Valinda Littlefield
Conference.....	Southeastern
Nickname.....	Gamecocks
Colors.....	Garnet & Black
Mascot.....	Cocky

TEAM INFORMATION

Head Coach.....	Mark Kingston
Alma Mater.....	North Carolina, 1995
Record at South Carolina.....	53-35 (2nd year)
Career Record.....	326-215-1 (10th Year)
Assistant Coach.....	Mike Current
Assistant Coach.....	Skylar Meade
Assistant Coach.....	Stuart Lake
Student Assistant Coach.....	Justin Row
Director of Player Development.....	Trip Couch
Director of Sport Performance.....	Billy Anderson
Administrative Assistant.....	Wesley Turner
Athletics Trainer.....	Bryan Wells
Academic Advisor.....	Jake Ivory
Director of Equipment Operations/Assistant to Apparel Operations.....	Ryan Fischer
Director of Operations.....	Tyson Lusk

2018 SEASON IN REVIEW/2019 OUTLOOK

2018 Overall Record.....	37-26
2018 SEC Record/Finish.....	17-13/3rd East/5th Overall
2018 Postseason Finish. 1-2 at Fayetteville Super Regional	
Position Starters Returning/Lost.....	3/6
Pitchers Returning/Lost.....	10/6
Players Returning/Lost.....	16/18

PROGRAM HISTORY

First Year of Baseball.....	1892
First Year in SEC.....	1992
All-Time Record.....	2,621-1,568-17 (.625)
All-Time SEC Record.....	449-337-1 (.571)
SEC Championships.....	3 (2000, 2002, 2011)
SEC Conference Tournament Titles.....	1 (2004)
SEC East Titles...7 (1999, 2000, 2002, 2003, 2011, 2012, 2016)	
National Championships.....	2 (2010, 2011)
NCAA Appearances/Last.....	32/2018
NCAA Tournament Record.....	136-69
College World Series Appearances/Last.....	11/2012
College World Series Record.....	32-20

FACILITY INFORMATION

Stadium (Dimensions) . Founders Park (L-325, C-400, R-325,A-375)	
Capacity....	6,400 permanent seats (8,242 standing-room only)
Press Box Phone.....	803-777-6648

MEDIA INFORMATION

Assistant Athletics Director/Media Relations....	Steve Fink
Associate Media Relations Dir./Baseball Contact...Kent Reichert	
Media Relations Main Phone.....	803-777-5204
Media Relations Fax.....	803-777-2967
Reichert Office Phone.....	803-777-5257
Reichert Cell Phone.....	734-548-0878
Reichert E-mail.....	kentr2@mailbox.sc.edu
Official Athletics Web Site... www.GamecocksOnline.com	
Official Baseball Twitter.....	@GamecockBaseball
Media Relations Address.....	University of South Carolina Athletics
.....	Rice Athletics Center
.....	1304 Heyward Street
.....	Columbia, SC 29208

SOUTH CAROLINA-AUBURN HEAD-TO-HEAD

Category	South Carolina	Auburn
Games	25	25
Batting Average	.254	.275
At-Bats	843	848
Runs	165	170
Hits	214	233
Doubles	53	43
Triples	6	6
Home Runs	42	19
Slugging Pct.	.480	.407
On-Base Pct.	.351	.377
Stolen Bases	23-30	41-46
ERA	4.44	3.42
Innings	225.0	229.0
Earned Runs	111	87
Strikeouts	245	236
Walks	90	84
Hits	217	203
Fielding Pct.	.972	.969
Overall Record	16-9	20-5
Conference Record	1-5 SEC	4-2 SEC
Current Streak	L2	L3
Last 5 Games	2-3	2-3
Last 10 Games	4-6	7-3

INJURY BUG BITES GAMECOCKS

South Carolina, already down six pitchers on its 35-man roster, took another blow on Friday at Tennessee when Andrew Eyster left the game with an injury. Carolina moved Jacob Olson to right field, put Quintin Perez at third base and Nick Neville at second base in the final two games of the series. Noah Campbell started at second base for the first time in six games in the North Carolina A&T contest on March 26.

HOPKINS NOTES

Senior TJ Hopkins is tied for the team lead with a .327 batting average heading into the Auburn series while slugging .673 and leading the team and the conference with 70 total bases ... Hopkins had a pair of home runs in the 12-7 win over Furman on March 19. It is the second time in his career he has hit two home runs in a game. He had a pair on March 7, 2017, against The Citadel ... Hopkins hit for the cycle in the 12-6 win over Valpo on March 10. He homered in the fourth, doubled in the fifth, singled in the seventh and tripled in the eighth. It was the first cycle for a Gamecock since Kyle Martin at Florida in 2015 ... Hopkins earned the Tom Price Award, given to the Most Valuable Player of the Clemson series, after hitting three home runs and driving in nine on the weekend. For his efforts, Hopkins was named the SEC Player of the Week and National Player of the Week by Collegiate Baseball and the NCBWA ... Hopkins is tied for the conference lead in triples (3), is fourth in home runs (8) and fifth in slugging percentage (.673).

SHOOK BOUNCES BACK TO STYMIE BULLDOG BATS

Redshirt sophomore TJ Shook went walk, hit by pitch, walk to start the Georgia game on March 17. The Irmo, S.C., native settled down to get a pair of pop outs and strikeout, then put up zeroes for the next three innings before exiting after a leadoff double to start the fifth. On the day, Shook allowed just the one hit with six strikeouts in four-plus inning. He currently is 2-0 with a 2.66 ERA and 31 strikeouts in 20.1 innings pitched.

OLSON NAMED A NATIONAL PLAYER OF THE WEEK (MARCH 11)

Senior Jacob Olson has been named a National Player of the Week by Collegiate Baseball Newspaper on March 11. Olson has a tremendous week at the plate for the Gamecocks, hitting .522 with nine RBI, six extra-base hits and multi-hit games in all five contests. He had a walk-off solo home run in the bottom of the ninth to give Carolina a 3-2 win over Valparaiso on Saturday. Olson then had a pair of home runs and drove in five in Sunday's 12-6 win. On the season, Olson is hitting .330 with nine home runs, eight doubles and 23 RBI. He is tied for the home run lead in the SEC and also is tied for second in the conference in total bases (68) and slugging percentage (.694).

CAROLINA EARNS THIRD WALK-OFF IN SATURDAY VALPO WIN

Trailing 2-1 heading into the bottom of the ninth inning, Carolina used back-to-back home runs from Luke Berryhill and Jacob Olson to come away with a 3-2 win on March 9. Berryhill hit the first pitch he saw into the Gamecock bullpen in right center. Olson then tagged an 0-1 pitch to the seats in left field for the game-winner. It was Carolina's third walk-off win of the season. The Gamecocks used a wild pitch to earn a 3-2 win over Liberty on Feb. 16 and had Noah Campbell's walk-off home run in a 6-5 win over Utah Valley on Feb. 23.

KERRY NAMED SEC CO-FRESHMAN OF THE WEEK (MARCH 4)

Freshman righthanded pitcher Brett Kerry was named the conference's Co-Freshman of the Week, it was announced on March 4. Kerry did yeoman's work for the Gamecock bullpen, earning two saves while striking out nine in 4.1 innings pitched. He struck out a pair in the ninth as Carolina defeated Appalachian State, 3-1, on Tuesday night. Kerry's big moment came in the Friday night win at Clemson. Coming on with a runner on first and two out in the sixth, he induced a groundout, then scattered two hits with seven strikeouts the final three hits as Carolina held on for a 5-4 win. He struck out the side, all looking, in the eighth while striking out the final two batters of the game. Kerry is now 2-1 with three saves and a 2.53 ERA with 34 strikeouts in 21.1 innings pitched this season.

MORGAN OFF TO A GREAT START ON THE MOUND

Junior Reid Morgan has pitched 38.2 innings in his first six starts as a Gamecock, allowing just 11 earned runs and striking out 34 without walking just four batters. The junior from Kingwood, Texas, earned the win against Clemson on March 3, striking out five in 6.2 innings of work against the Tigers to move to 2-0 on the year. He then went a career high 8.2 innings in a no-decision against Valpo on March 9, striking out 10 in the longest outing from a Gamecock since Tyler Johnson in the 2016 Columbia Regional.

GAMECOCKS SLUG TOWARDS NCAA STAT LEADERS

Carolina currently is second in the country with 42 home runs this season after 25 games. Jacob Olson leads the team with nine home runs, followed by TJ Hopkins' eight round trippers. Nine different Gamecocks have at least one home run. New Mexico State leads the country with 48 home runs.

CAMPBELL WALKS OFF UTAH VALLEY

Down to its last strike and down 5-4, Noah Campbell took a 2-2 pitch and deposited it in the shrubs in right field for a two-run home run and a 6-5 win over Utah Valley on Feb. 23. The inning opened with a walk to Brady Allen. Allen moved to second on a balk and advanced to third on a sacrifice bunt from Chris Cullen. After a strikeout, Campbell was the hero with his two-run blast. The last Gamecock to hit a walk-off home run at the time was Carlos Cortes on May 13, 2018 against Missouri.

CAROLINA COMES BACK TO DEFEAT WINTHROP

Carolina was down to Winthrop, 6-0, after two-and-a-half innings of play but chipped away at the Eagle lead before going ahead in the sixth on its way to an 8-6 win on Tuesday, Feb. 19. Carolina scored single runs in the third and fourth, two runs in the fifth and three in the sixth before adding insurance with a run in the eighth frame. Luke Berryhill brought in the game-winning run with a two-run single in the sixth. He joined TJ Hopkins and Noah Campbell with two hits in the contest as Carolina moved to 3-1 on the year.

SEC LEADERS

At the plate, Jacob Olson is tied for the SEC lead with nine home runs. Senior TJ Hopkins leads the league in total bases (70), is fourth in home runs (8), tied for the lead in triples (3) and is fifth in slugging percentage (.673). Olson is tied for second in slugging percentage (.694) and tied for second in total bases (68). Luke Berryhill is tied for second in doubles (11) and 10th in slugging percentage (.625). On the mound, Reid Morgan is third with 38.2 innings pitched and Cam Tringali is tied for the lead with 13 appearances. As a team, SC is 14th in batting average, 12th in ERA and eighth in fielding percentage.

CAMPBELL NAMED BASEBALL AMERICA PRESEASON ALL-AMERICAN

Sophomore Noah Campbell was named to Baseball America's Preseason All-America second team, the publication announced Jan. 28. Campbell is coming off a freshman season in which he hit .270 with three doubles, three triples, three home runs and 13 RBI. The Durham, N.C., native was 7-for-8 in stolen base attempts and had a .372 on-base percentage. Campbell recorded 15 multi-hit games and four multi-RBI performances. This past summer, Campbell hit .364 with seven doubles, six home runs and 26 RBI for Yarmouth-Dennis in the Cape Cod League. This is the third-straight year that a Gamecock has earned Preseason All-America honors by Baseball America. Last year, Carlos Cortes was a third-team selection, while Wil Crowe earned third-team honors in 2017.

CAMPBELL NAMED PRESEASON ALL-SEC; GAMECOCKS PICKED FOURTH IN EAST

Sophomore Noah Campbell was named to the Preseason All-SEC first team while South Carolina was picked to finish fourth in the East Division in the SEC Preseason poll, the conference office announced Feb. 7.

The Gamecocks earned 53 points in the preseason poll, good for fourth in the division. Vanderbilt was picked to win the East, picking up nine first-place votes and 87 points. Florida and Georgia followed the Commodores, while South Carolina was followed by Tennessee, Kentucky and Missouri. In the West, LSU was picked to win that division with 88 points and 10 first-place votes. The Tigers were followed by Ole Miss, Arkansas, Auburn, Texas A&M, Mississippi State and Alabama.

Vs. Auburn (45-24-0)
H: 20-10; A: 22-12; N: 3-2
LAST 10 MEETINGS VS. AUBURN

Year	Date	Result	Score	Site
2012	5/24	W	5-3#	Hoover
2014	4/19	L	2-4	Auburn
2014	4/19	W	3-2	Auburn
2014	4/20	W	4-3	Auburn
2015	5/1	W	10-1	Columbia
2015	5/2	L	2-6	Columbia
2015	5/3	L	0-3	Columbia
2017	3/31	L	4-5	Auburn
2017	4/1	W	7-0	Auburn
2017	4/2	L	5-6	Auburn

#SEC Tournament

Career vs. Auburn							
Player	Avg.	R	H	HR	RBI	BB	SO
Cullen	.250	1	2	0	0	0	3
Hopkins	.071	1	1	1	2	0	1
Olson	.500	5	5	0	1	2	1

Player	ERA	IP	H	R	ER	BB	SO

PROBABLE GAMECOCK STARTERS

Pos.	No.	Player
C	#14	Luke Berryhill (R/R, R-So.)
1B	#33	Chris Cullen (R/R, Sr.)
2B	#2	Noah Campbell (S/R, So.)
SS	#6	George Callil (R/R, Jr.)
3B	#26	Quinntin Perez (L/R, Jr.)
LF	#3	Brady Allen (R/R, Fr.)
CF	#5	TJ Hopkins (R/R, Sr.)
RF	#7	Jacob Olson (R/R, Sr.)
DH	#24	Ian Jenkins (R/R, Fr.)

Date	Probable Pitchers
Fri.	#15 Daniel Lloyd (R/R, Fr.)
Sat.	#20 Reid Morgan (R/R, Jr.)
Sun.	TBA

HOME RUN TRACKER

Player	Date	Opponent	Pitcher	OnBase	Inn	Outs
1. Allen	Feb. 15	Liberty	McInvale	2	2	0
2. Hopkins	Feb. 15	Liberty	Riley	0	8	1
3. Olson	Feb. 16	Liberty	Adametz	1	4	2
4. Olson	Feb. 16	Liberty	Britts	1	6	1
5. Berryhill	Feb. 16	Liberty	Britts	0	8	1
6. Hopkins	Feb. 17	Liberty	Skirrow	0	4	0
7. Olson	Feb. 22	Utah Valley	Carr	1	3	2
8. Campbell	Feb. 22	Utah Valley	Carrillo	2	6	1
9. Berryhill	Feb. 23	Utah Valley	Schultz	0	6	2
10. Cullen	Feb. 23	Utah Valley	Schultz	0	7	2
11. Campbell*	Feb. 23	Utah Valley	Schmit	1	9	2
12. Cullen	Feb. 24	Utah Valley	Ramsey	1	2	1
13. Cullen	Feb. 24	Utah Valley	Parker	2	5	2
14. Campbell	Feb. 24	Utah Valley	Parker	0	6	0
15. Allen	Feb. 24	Utah Valley	Dalke	0	7	0
16. Eyster	Feb. 24	Utah Valley	Dalke	0	7	1
17. Olson	Feb. 26	App State	Boone	0	2	1
18. Eyster	March 1	Clemson	Crawford	1	2	0
19. Hopkins	March 1	Clemson	Crawford	2	2	2
20. Hopkins	March 2	Clemson	Sharpe	1	1	1
21. Berryhill	March 3	Clemson	Wroblecki	2	1	1
22. Hopkins	March 3	Clemson	Marr	1	4	0
23. Berryhill	March 3	Clemson	Marr	1	4	1
24. Eyster	March 5	The Citadel	Reeves	0	2	0
25. Callil	March 5	The Citadel	Reeves	1	2	1
26. Cullen	March 8	Valpo	Fricke	0	5	2
27. Berryhill	March 9	Valpo	Quigley	0	9	0
28. Olson*	March 9	Valpo	Quigley	0	9	0
29. Jenkins	March 10	Valpo	Fields	0	3	1
30. Hopkins	March 10	Valpo	Fields	0	4	1
31. Olson	March 10	Valpo	Fields	1	4	1
32. Olson	March 10	Valpo	Skidmore	2	7	2
33. Allen	March 15	Georgia	Hancock	0	3	0
34. Berryhill	March 16	Georgia	Smith	0	2	0
35. Jenkins	March 16	Georgia	Smith	0	3	0
36. Eyster	March 16	Georgia	Smith	1	3	1
37. Olson	March 17	Georgia	Kristofak	0	9	1
38. Hopkins	March 19	Furman	Bertrand	1	5	2
39. Hopkins	March 19	Furman	Taylor	0	7	1
40. Olson	March 22	Tennessee	Stallings	0	2	0
41. Allen	March 22	Tennessee	Stallings	0	3	0
42. Jenkins	March 22	Tennessee	Hunley	0	9	1

*Walk-off

Vanderbilt was picked to be the SEC champion, earning six votes. LSU earned five votes, while Florida picked up two and Arkansas had one.

BRIDGES NAMED TO NCBWA STOPPER OF THE YEAR WATCH LIST

Junior pitcher Sawyer Bridges has been named to the 2019 NCBWA Stopper of the Year Watch List, it was announced Feb. 11. Bridges is one of 75 relievers on the initial list, which is given to the top relief pitcher in NCAA Division I baseball.

Bridges made 21 appearances for the Gamecocks in 2018, going 2-1 with a 1.35 ERA and five saves. He had 25 strikeouts in 33.1 innings pitched and held opponents to a .223 batting average. Bridges saved his best for the post-season as a sophomore, striking out four in 3.1 innings of relief to earn the save in the Fayetteville Super Regional win over Arkansas. Bridges had a 1.45 ERA in conference games with three saves and 15 strikeouts while allowing just five earned runs all season.

The SEC had the most representation with 12 players finding their names on the watch list.

SUMMERVILLE -> COLUMBIA

South Carolina will have four players on its roster from Summerville, S.C., including three from Summerville High School. Senior TJ Hopkins and junior Sawyer Bridges return. Hopkins will be the starter in center field after hitting .345 last season before injury cut his season short. Junior Sawyer Bridges will be the Gamecocks' closer after sporting a 1.35 ERA and five saves last season for the Garnet and Black. Freshmen Daniel Lloyd and Dylan Harley will be key components on the pitching staff. Lloyd helped Summerville High School to a state championship in 2016 and earned 5A All-State honors as a senior. Harley prepped at Cane Bay High School, going 8-0 with 111 strikeouts in 2018.

2018 REWIND

The Gamecocks advanced to the Super Regionals in Arkansas after going 3-0 in the Greenville Regional at East Carolina in 2018. The Gamecocks won each of their last five SEC series in 2018, as Carolina swept LSU and won series against Vanderbilt, Ole Miss, Missouri and Texas A&M on its way to a third place finish in the SEC East (17-13) and fifth-place overall conference finish. Carolina handed Arkansas its only postseason loss until the College World Series championship series, defeating the Razorbacks 8-5 in game two of the super regional. The Carolina team finished seventh in the country in fielding percentage (.980) and 12th in home runs (79). Kingston coached 10 players that were picked in the 2018 MLB First-Year Player Draft.

FRESH FACES

Carolina welcomes in 19 newcomers to the 2019 team, 11 high schoolers and eight junior college transfers. Freshman Brady Allen is expected to start in the outfield while Josiah Sightler is battling for time at first base. Dylan Harley will start on the mound this past Saturday against Liberty while Daniel Lloyd, Wesley Sweatt and Brett Kerry looks to earn innings in the bullpen. Junior college transfers Andrew Eyster and Nick Neville look to be Opening Day starters in the field while Reid Morgan started on Sunday against Liberty.

HOPKINS HEADLINES PUBLICATIONS' PRESEASON PROJECTIONS

- The website D1Baseball.com picked TJ Hopkins as the third-best senior in the country. He also was rated the No. 31 SEC Prospect for the 2019 Draft and a 2019 Top Prospect. Noah Campbell was rated the No. 12 prospect for the 2020 Draft by the website while being named a No. 8 SEC prospect for that draft. Ridge Chapman was the No. 39 senior in the country, while Jacob Olson was ranked No. 47.
- In Baseball America's 2019 SEC preview, the magazine listed Campbell at No. 6 in the SEC prospects for the 2020 draft. South Carolina was picked to finish fourth in the East by the publication while earning a regional bid.

UP NEXT

The Gamecocks head to Charlotte, N.C., for a neutral-site matchup with North Carolina State at BB&T Ballpark. First pitch is set for 7 p.m.

SOUTH CAROLINA TEAM SUPERLATIVES 2019 SEASON

BATTING

At bats:	40, vs Liberty (Feb 15, 2019)
Runs scored:	15, vs Utah Valley (Feb 22, 2019)
Hits:	17, vs Clemson (Mar 03, 2019)
RBIs:	15, vs Utah Valley (Feb 22, 2019)
Doubles:	4, vs Liberty (Feb 15, 2019)
	4, vs Utah Valley (Feb 22, 2019)
Triples:	1, (6 games)
Home runs:	5, vs Utah Valley (Feb 24, 2019)
Total bases:	30, vs Utah Valley (Feb 24, 2019)
Walks:	9, vs Liberty (Feb 16, 2019)
	9, vs Utah Valley (Feb 22, 2019)
Strikeouts:	15, vs Georgia (Mar 15, 2019)
Sac hits:	2, at Furman (Mar 19, 2019)
Sac flies:	2, (4 times)
Stolen bases:	2, vs Winthrop (Feb 19, 2019)
	2, vs Valparaiso (Mar 08, 2019)
Hit by pitch:	4, vs Utah Valley (Feb 22, 2019)
	4, at The Citadel (Mar 12, 2019)
Caught stealing:	1, (7 games)
Runners LOB:	12, at Tennessee (Mar 24, 2019)
Hit into DP:	2, at The Citadel (Mar 12, 2019)

FIELDING

Putouts:	33, vs Liberty (Feb 15, 2019)
Assists:	17, at Tennessee (Mar 22, 2019)
Errors:	3, vs Clemson (Mar 03, 2019)
	3, vs Georgia (Mar 16, 2019)
Passed balls:	3, vs Gardner-Webb (Mar 06, 2019)
DPs turned:	2, (4 times)

PITCHING

Innings pitched:	11.0, vs Liberty (Feb 15, 2019)
Runs allowed:	15, at Tennessee (Mar 22, 2019)
Earned runs:	13, at Tennessee (Mar 22, 2019)
Walks allowed:	8, vs Gardner-Webb (Mar 06, 2019)
Strikeouts:	17, vs Liberty (Feb 15, 2019)
Hits allowed:	17, at Tennessee (Mar 22, 2019)
Doubles allowed:	5, vs Winthrop (Feb 19, 2019)
	5, vs Utah Valley (Feb 23, 2019)
Triples allowed:	1, (6 times)
Homers allowed:	3, vs Clemson (Mar 02, 2019 at Greenville, S.C.)
	3, at Furman (Mar 19, 2019)
Wild pitches:	4, vs Liberty (Feb 15, 2019)
	4, at Tennessee (Mar 24, 2019)
Hit batters:	3, at Tennessee (Mar 24, 2019)

SOUTH CAROLINA INDIVIDUAL SUPERLATIVES 2019 SEASON

BATTING

At bats:	6, Noah Campbell vs Liberty (Feb 15, 2019)
	6, Brady Allen vs Clemson (Mar 03, 2019)
Runs scored:	3, (11 games)
Hits:	4, TJ Hopkins vs Clemson (Mar 03, 2019)
	4, TJ Hopkins vs Valparaiso (Mar 10, 2019)
RBIs:	5, Chris Cullen vs Utah Valley (Feb 24, 2019)
	5, Luke Berryhill vs Clemson (Mar 03, 2019)
	5, Jacob Olson vs Valparaiso (Mar 10, 2019)
Doubles:	2, Jacob Olson vs Liberty (Feb 15, 2019)
	2, Luke Berryhill vs Appalachian State (Feb 26, 2019)
Triples:	1, (6 games)
Home runs:	2, (5 games)
Total bases:	10, Luke Berryhill vs Clemson (Mar 03, 2019)
	10, TJ Hopkins vs Valparaiso (Mar 10, 2019)
	10, TJ Hopkins at Furman (Mar 19, 2019)
Walks:	2, (17 games)
Strikeouts:	5, Noah Campbell vs Liberty (Feb 15, 2019)
Sac hits:	1, (7 games)
Sac flies:	2, Luke Berryhill at The Citadel (Mar 12, 2019)
Stolen bases:	2, TJ Hopkins vs Winthrop (Feb 19, 2019)
	2, Jacob Olson at Furman (Mar 19, 2019)
	2, Noah Campbell at Tennessee (Mar 24, 2019)
Hit by pitch:	3, Luke Berryhill vs Utah Valley (Feb 22, 2019)
Caught stealing:	1, (7 games)
Runners LOB:	5, Noah Campbell vs Liberty (Feb 16, 2019)
	5, Jacob Olson at Clemson (Mar 01, 2019)

FIELDING (TEAM GAME HIGHS)


Putouts:	16, Chris Cullen vs Liberty (Feb 15, 2019)
Assists:	7, Quinntin Perez at Tennessee (Mar 22, 2019)
Errors:	2, Noah Campbell vs Utah Valley (Feb 24, 2019)
	2, Luke Berryhill vs Clemson (Mar 03, 2019)
Passed balls:	3, Wes Clarke vs Gardner-Webb (Mar 06, 2019)




PITCHING (TEAM GAME HIGHS)

Innings pitched:	8.2, Reid Morgan vs Valparaiso (Mar 09, 2019)
Runs allowed:	8, Wesley Sweatt at Tennessee (Mar 22, 2019)
Earned runs:	6, John Gilreath at Tennessee (Mar 22, 2019)
	6, Wesley Sweatt at Tennessee (Mar 22, 2019)
Walks allowed:	5, Dylan Harley vs Liberty (Feb 16, 2019)
	5, Carmen Mlodzinski vs Utah Valley (Feb 22, 2019)
Strikeouts:	12, TJ Shook vs The Citadel (Mar 05, 2019)
Hits allowed:	10, Wesley Sweatt at Tennessee (Mar 22, 2019)
Doubles allowed:	3, TJ Shook vs Winthrop (Feb 19, 2019)
	3, Wesley Sweatt at Tennessee (Mar 22, 2019)
Triples allowed:	1, (6 times)
Homers allowed:	1, (15 games)
Wild pitches:	3, TJ Shook vs The Citadel (Mar 05, 2019)
Hit batters:	2, TJ Shook vs Georgia (Mar 17, 2019)

Bold italic denotes school record

GAMECOCK HITTER NOTES

2		NOAH CAMPBELL - So. - INF - 6-0 - 200 - Durham, N.C. AVG. R 2B 3B HR RBI SB .237 16 4 0 3 10 5	- Preseason All-America Second team selection by Baseball America - No. 10 Top Prospect for the 2020 Draft by D1Baseball.com - Had three home runs in the Utah Valley series, including a walk-off HR on Saturday - Doubled and had two hits in Carolina's win over Winthrop (Feb. 19) - LAST SERIES: 1-3, 1 BB vs. N.C. A&T (March 26)
3		BRADY ALLEN - Fr. - OF - 6-0 - 212 - Lakeland, Fla. AVG. R 2B 3B HR RBI SB .225 23 3 0 4 18 3	- Selected in the 39th round of the 2018 Draft by the New York Yankees - Belted a three-run home run in his first at-bat as a Gamecock vs. Liberty (Feb. 15) - Carries a 21-game on-base streak heading into the North Carolina A&T game - Had a career-best four RBI in the 12-7 win over Furman (March 19) - LAST SERIES: 0-4 vs. N.C. A&T (March 26)
4		JONAH BEAMON - Fr. - INF - 5-6 - 172 - Charlotte, N.C. AVG. R 2B 3B HR RBI SB .000 0 0 0 0 0 0	- All-USA TODAY N.C. second team honoree in 2018 - Two-Time NCAA All-State team performer - Hit .342 with 35 runs scored, seven doubles and three home runs as a senior - Made Gamecock debut on Feb. 22 vs. Utah Valley - LAST SERIES:
5		TJ HOPKINS - Sr. - OF - 6-0 - 195 - Summerville, S.C. AVG. R 2B 3B HR RBI SB .327 26 6 3 8 25 7	- Went 7-for-15 with three home runs and nine RBI in the Clemson series - Hit for the cycle in the win over Valpo on March 10, first Gamecocks since 2015 - SEC Player of the Week (March 4), won Tom Price Award for MVP of the Clemson series - Rated No. 3 senior in the country by D1Baseball.com - LAST SERIES: 1-4 vs. N.C. A&T (March 26)
6		GEORGE CALLIL - Jr. - INF - 6-4 - 187 - Melbourne, Australia AVG. R 2B 3B HR RBI SB .174 6 3 1 1 7 0	- Hit .296 with seven doubles, 38 RBI and 16 stolen bases last year at McLennan C.C. - Texas-New Mexico Junior College Association All-Star (2018) - Belted his first home run of his Gamecock career in a 9-0 win over The Citadel (March 5) - Was the shortstop for the Australia U18 National team that finished 4th in the World Cup - LAST SERIES: 1-3, 2B vs. N.C. A&T (March 26)
7		JACOB OLSON - Sr. - UTIL - 6-0 - 200 - Monroe, Ga. AVG. R 2B 3B HR RBI SB .327 20 9 0 9 24 4	- Played and started 62 games for the Gamecocks as a junior - Walk-off home run in 3-2 win over Valpo on March 9 - Will move to third base after playing in the outfield for two seasons - Went 3-for-4 with a double vs. Gardner-Webb (March 6) - LAST SERIES: 1-4, 2B vs. N.C. A&T (March 26)
8		JACOB ENGLISH - Fr. - INF - 5-9 - 161 - Murrells Inlet, S.C. AVG. R 2B 3B HR RBI SB .000 1 0 0 0 0 0	- Class 4A All-State team as a senior at St. James High School - Hit .347 with 27 stolen bases his senior year at St. James - Helped the Sharks to a 4A Lower State final berth in 2018 - All-Region team in 2016, '17, '18 - LAST SERIES: Pinch runner vs. N.C. A&T
10		NICK NEVILLE - Jr. - INF - 6-0 - 194 - Fairfax, Va. AVG. R 2B 3B HR RBI SB .105 1 1 0 0 2 0	- Hit .349 with 10 doubles and 36 RBI his junior year at San Jacinto College - Was a teammate of Carolina pitcher Reid Morgan - Started his college career at Notre Dame, played 25 games as a freshman - Helped San Jac to a 52-15 record and a JuCo World Series semifinal berth - LAST SERIES:
11		ANDREW EYSTER - So. - OF - 6-3 - 210 - Ocala, Fla. AVG. R 2B 3B HR RBI SB .308 16 6 1 4 13 0	- Was selected in the 32nd round of the 2018 MLB Draft by Cleveland - Hit .412 with 13 home runs and 53 RBI last year at Santa Fe College - Went 7-for-12 with a home run and two RBI in the Clemson series - Was named the MVP in the Valley League this past summer - LAST SERIES:
12		JOSIAH SIGHTLER - Fr. - INF - 6-3 - 216 - Gaston, S.C. AVG. R 2B 3B HR RBI SB .000 0 0 0 0 0 0	- Was selected in the 12th round of the 2018 MLB Draft by Cincinnati - Ranked No. 1 in the state of South Carolina by Diamond Prospects in 2018 - Hit .422 his senior season at Swansea HS - Class 3A All-State team at Swansea in 2018 - LAST SERIES:
14		LUKE BERRYHILL - R-So. - C - 6-1 - 227 - Canton, Ga. AVG. R 2B 3B HR RBI SB .273 24 11 1 6 27 3	- Hit .376 with 11 doubles and 13 home runs for Walters State last season - Was a teammate with Carolina pitcher Hayden Lehman - Played at Georgia Southern his freshman year, playing in three games before injury - Hit two home runs in the 14-3 win over Clemson (March 3) - LAST SERIES: 1-3, BB, 2B vs. N.C. A&T (March 26)
24		IAN JENKINS - R-Fr. - OF - 5-11 - 222 - Suwanee, Ga. AVG. R 2B 3B HR RBI SB .259 5 1 0 3 3 0	- Redshirted the 2018 season - Drafted in the 40th round by Cincinnati in the 2017 MLB Draft - All-Georgia first team selection in 2017 - Belted his first home run as a Gamecock in the win over Valpo on March 10 - LAST SERIES: 0-2, BB vs. N.C. A&T (March 26)
26		QUINNTIN PEREZ - Jr. - INF - 5-8 - 194 - Orcutt, Calif. AVG. R 2B 3B HR RBI SB .174 13 1 0 0 3 1	- Hit .367 with 16 RBI as a sophomore at Allan Hancock College - Earned all-conference honors as a freshman, hitting .389 with 21 RBI - Hit .446 with eight doubles as a senior at St. Joseph's High School - Has seven runs scored for the Gamecocks and has been hit by five pitches - LAST SERIES: 0-1 vs. N.C. A&T (March 26)
31		JOEL BREWER - Fr. - OF - 5-11 - 190 - Tampa, Fla. AVG. R 2B 3B HR RBI SB .333 0 1 0 0 1 0	- Hit .392 as a junior with 31 runs scored and 10 doubles at Tampa Jesuit - Tampa Bay Times HomeTeam 25 Players to Watch (2018) - Missed most of his senior season at Tampa Jesuit due to injury - Had an RBI single in the win at Furman (March 19) - LAST SERIES: 0-3 vs. N.C. A&T (March 26)

33		CHRIS CULLEN - Sr. - C - 6-5 - 221 - Cumming, Ga.	- Played in 40 games with 32 starts as a junior - Had two home runs and drove in five in the win over Utah Valley (Feb. 24) - Homered against North Carolina in Charlotte (April 3, 2018) - Was a Freshman All-SEC team selection in 2016 - LAST SERIES: 0-3, BB vs. N.C. A&T (March 26)
		AVG. R 2B 3B HR RBI SB .247 12 6 0 4 14 0	
35		JORDAN HOLLADAY - R-Fr. - INF - 5-11 - 226 - Sumter, S.C.	- Played in seven games with three starts at first base for Carolina in 2018 - Had the game-winning RBI double in the seventh inning of the Tennessee win (March 23) - Helped Sumter HS to a state championship in 2014. - Two-time All-South Carolina first team selection - LAST SERIES: 0-1 vs. N.C. A&T (March 26)
		AVG. R 2B 3B HR RBI SB .280 1 1 0 0 5 0	
38		WES CLARKE - Fr. - C - 6-2 - 207 - Forest, Va.	- Was selected in the 40th round of the 2018 Draft by Milwaukee - USA TODAY High School Sports Virginia Player of the Year (2018) - Helped Liberty Christian Academy win the 4A state title in 2017 - Made his Gamecock debut on Feb. 22 vs. Utah Valley and singled in the eighth - LAST SERIES:
		AVG. R 2B 3B HR RBI SB .143 1 0 0 0 0 0	

GAMECOCK BULLPEN NOTES

16		JOHN GILREATH - So. - LHP - 5-11 - 183 - Rock Hill, S.C.	- Made 24 appearances with 3 starts for the Gamecocks as a freshman - Struck out four in four innings of relief in his Gamecock debut against VMI - Had four strikeouts in 2.2 innings of relief in the win over The Citadel (March 5) - Had a save in the win against Princeton, striking out eight in four innings - LAST OUTING: 3/22/19 vs. Tennessee, 3.2 IP, 6 H, 6 R, 3 BB, 2 K
		ERA IP H R ER BB SO 7.56 16.2 21 15 14 9 16	
23		SAWYER BRIDGES - Jr. - RHP - 5-11 - 190 - Summerville, S.C.	- 2019 NCBWA Preseason Stopper of the Year Watch List - Made 21 appearances for the Gamecocks in 2018 with five saves in 33.1 IP - Had a 1.45 ERA in conference games with 15 strikeouts - Recorded his first save of the season, pitching the final 2.1 innings in the Winthrop win - LAST OUTING: 3/24/19 vs. Tennessee, 1.0 IP, 1 H, 1 R, 0 BB, 0 K
		ERA IP H R ER BB SO SV 5.91 10.2 11 7 7 2 9 1	
27		GAGE HINSON - Sr. - RHP - 6-3 - 200 - Lancaster, S.C.	- Made three appearances for the Gamecocks in 2018 before injury ended his season - Struck out a pair in an inning of work in the game against Gardner-Webb (March 6) - Earned his 1st career save in the win vs. The Citadel (March 12), recording the final 4 outs - Played two seasons at Spartanburg Methodist College before transferring to Carolina - LAST OUTING: 3/26/19 vs. N.C. A&T, 0.1 IP, 0 H, 0 R, 1 BB, 0 K
		ERA IP H R ER BB SO 4.50 6.0 5 3 3 2 3	
28		RIDGE CHAPMAN - Sr. - RHP - 6-0 - 210 - Taylors, S.C.	- Drafted in the 17th round by Washington in the 2018 Draft - Held opponents to a .194 batting average in 2018 - Made 16 appearances with six starts in 2018, striking out 36 in 38.1 innings pitched - Played two seasons at Spartanburg Methodist College before transferring to Carolina - LAST OUTING: 2/15/19 vs. Liberty 1.2 IP, 0 H, 0 R, 2 BB, 3 K
		ERA IP H R ER BB SO 0.00 1.2 0 0 0 2 3	
36		TJ SHOOK - R-So. - RHP - 6-3 - 209 - Irmo, S.C.	- Made 21 appearances for the Garnet and Black in 2018, striking out 27 in 27 IP - Struck out five in 3.1 innings pitch to earn the win at Vandy (April 27) - 2017-18 Spring SEC Academic Honor Roll - Struck out a career-high 12 batters in 6.1 IP in the win over The Citadel (March 5) - LAST OUTING: 3/24/19 vs. Tennessee, 3.2 IP, 5 H, 2 R, 1 BB, 1 K
		ERA IP H R ER BB SO 2.66 20.1 14 8 6 9 31	
37		CAM TRINGALI - R-Fr. - RHP - 6-4 - 218 - Columbia, S.C.	- Redshirted his freshman year and has four years of eligibility remaining - Was 6-4 with a 2.11 ERA his senior season at Cardinal Newman High School - SCISA All-State team (2016, '17) - Is fifth in the SEC with a 0.56 ERA - LAST OUTING: 3/24/19 vs. Tennessee, 2.2 IP, 0 H, 0 R, 2 BB, 3 K
		ERA IP H R ER BB SO 1.82 24.2 18 7 5 6 27	
40		WESLEY SWEATT - Fr. - RHP - 6-2 - 215 - Rock Hill, S.C.	- Class 5A All-State team at Northwestern High School (2018) - Was 7-1 with a 0.64 ERA and 63 strikeouts his senior year - Helped Northwestern to a 5A state championship in 2017 - Made his Gamecock debut on Feb. 22 against Utah Valley, striking out a pair in 2.0 IP - LAST OUTING: 3/26/19 vs. N.C. A&T, 3.1 IP, 1 H, 0 R, 0 BB, 2 K
		ERA IP H R ER BB SO 4.84 22.1 23 15 12 5 11	
41		COLE GANOPULOS - Jr. - LHP - 6-0 - 215 - Jonesboro, Ga.	- Named to the NJCAA All-America third team in 2018 - Went 10-0 with a 1.63 ERA in 89.2 innings pitched - Enrolled at Auburn and transferred to Chattahoochee Valley before the 2017 season - ACCC South Pitcher of the Year (2018) - LAST OUTING: 3/19/19 at Furman, 0.2 IP, 2 H, 1 R, 0 BB, 2 K
		ERA IP H R ER BB SO 8.53 6.1 9 6 6 4 8	
43		HAYDEN LEHMAN - Jr. - RHP - 6-0 - 206 - Marietta, Ga.	- Had 13 wins and struck out 123 batters in 89 IP his sophomore year at Walters State - Was a teammate of Carolina catcher Luke Berryhill - Went 8-1 with a 1.56 ERA and three saves with 62 strikeouts as a freshman at Walters State - Went 10-1 on the mound his senior year at Blessed Trinity High School in 2016 - LAST OUTING: 3/15/19 vs. Georgia, 1.1 IP, 1 H, 0 R, 1 BB, 2 K
		ERA IP H R ER BB SO 4.91 7.1 7 4 4 4 7	
44		PARKER COYNE - So. - RHP - 6-2 - 191 - Suwanee, Ga.	- Made 19 appearances for the Garnet and Black, striking out 26 in 22.2 innings pitched - Held opponents to a .192 batting average - Pitched three scoreless innings of relief to earn the win against Winthrop (Feb. 19) - Did not allow a run in his first six appearances - LAST OUTING: 3/24/19 vs. Tennessee, 1.0 IP, 1 H, 1 R, 0 BB, 2 K
		ERA IP H R ER BB SO 7.88 8.0 14 7 7 9 16	
47		DYLAN HARLEY - Fr. - LHP - 6-2 - 209 - Summerville, S.C.	- Class 4A All-State team at Cane Bay High School (2018) - Was 8-0 with a state-best 111 strikeouts for Cane Bay his senior year - Ranked No. 21 in the state of South Carolina by Diamond Prospects - Earned his first career win by striking out four in 3.2 innings at Furman (March 19) - LAST OUTING: 3/26/19 vs. N.C. A&T (L), 4.2 IP, 3 H, 2 R, 1 BB, 5 K
		ERA IP H R ER BB SO 7.77 22.0 22 20 19 15 28	
49		BRETT KERRY - Fr. - RHP - 5-11 - 190 - Clemmons, N.C.	- SEC Co-Freshman of the Week (March 4) - Greensboro News and Record Player of the Year (2018) - Went 10-1 with a 0.60 ERA for Wesleyan Christian as a senior - Struck out seven in 3.1 IP to earn the save against Clemson (March 1) - LAST OUTING: 3/26/19 vs. N.C. A&T, 0.2 IP, 0 H, 0 R, 0 BB, 1 K
		ERA IP H R ER BB SO 2.53 21.1 15 6 6 4 34	

FRIDAY'S STARTING PITCHER



#15 DANIEL LLOYD

FR. - 6-1 - 211 - SUMMERVILLE, S.C.

2019 (FRESHMAN)

Struck out a pair of batters in a 2.1-inning start in the win over Furman (March 19) ... Made his first career start on March 12 against The Citadel, striking out three and allowing two hits and a run in 2.1 innings ... Earned the win against Valpo in relief on March 9, retiring the final batter in the ninth inning ... Pitched 2.1 innings of relief against Clemson on March 2, striking out four ... Made his collegiate debut against Liberty on Feb. 16.

HIGH SCHOOL

Class 5A All-State team at Summerville High School (2018) ... No. 4 ranking in the state of South Carolina by Diamond Prospects ... USA TODAY High School Sports All-South Carolina first team (2018) ... Charleston Post and Courier All-Lowcountry first team (2018) ... Diamond Prospects 5A first team (2018) ... Went 7-0 with a 0.52 ERA in 40.2 innings pitched as a senior for the Green Wave ... Helped Summerville to an 18-5 record with a 13-1 region mark his senior season ... Was a part of the 2016 state championship team at Summerville ... Perfect Game Underclass high honorable mention (2015, '16) ... Struck out 44 batters for Summerville in 2018 ... Played high school baseball with current Gamecocks T.J. Hopkins and Sawyer Bridges ... Played in the SCBCA North/South All-Star Baseball Games in 2018 ... All-Region 7 first team (2018) ... Rawlings-Perfect Game All-America honorable mention (2018) ... Perfect Game Underclass third team (2017)

PERSONAL

Born on August 8, 2000 ... Son of Michell and Danny Lloyd ... Major is sport and entertainment management

2019 SEASON

Date	Opponent	GS	IP	H	R	ER	BB	SO	W-L	S
2-16-19	Liberty	0.2	0	0	0	0	0	0	0-0	0
2-19-19	Winthrop	0.0	0	0	0	0	1	0	0-0	0
3-2-19	Clemson	2.1	1	2	2	1	4	0	0-0	0
3-9-19	Valpo	0.1	0	0	0	0	0	0	1-0	0
3-12-19	The Citadel	*	2.1	3	1	1	1	3	2-0	0
3-16-19	Georgia	0.1	1	2	0	1	0	0	2-1	0
3-19-19	Furman	*	2.1	1	1	1	3	2	2-1	0

#15 Daniel Lloyd

Season/Career High

2.1, 3x, last at Furman (3/19/19)Innings

3, at The Citadel (3/12/19) Hits

2, 2x, last vs. Georgia (3/15/19)Runs

2, vs. Clemson (3/2/19).....Earned Runs

3, at Furman (3/19/19) Walks

4, vs. Clemson (3/2/19).....Strikeouts

LLOYD'S CAREER STATS

Year	ERA	W-L	G	GS	CG	SHO	SV	IP	H	R	ER	BB	SO	2B	3B	HR	BF	AVG	WP	HBP	BK	SFA	SHA
2019	4.32	2-1	7	2	0	0/0	0	8.1	6	6	4	7	9	2	0	1	41	.194	2	3	0	0	0

2 NCAA Championships, 3 SEC Championships, 7 SEC East Titles, 32 NCAA Appearances

SATURDAY'S STARTING PITCHER



#20 REID MORGAN

JR. - 6-0 - 179 - KINGWOOD, TEXAS

2019 (JUNIOR)

Struck out four in 5.1 innings of work in a win at Tennessee (March 23) ... Went a career-high 8.2 innings, striking out a season-best 10 in a no-decision vs. Valpo (March 9) ... Earned the win over Clemson on March 3, striking out five in 6.2 innings ... Went eight innings, striking out nine and allowing just one earned run in a win over Utah Valley (Feb. 24) ... The eight innings were the most by a Gamecock since Wil Crowe vs. Mississippi State in 2017 ... In his first start as a Gamecock, allowed just one earned run with three strikeouts and no walks in six innings of work in a no-decision against Liberty (Feb. 17).

PRIOR TO CAROLINA

Was 2-1 with a 3.10 ERA and 50 strikeouts in 40.2 innings pitched his sophomore season at San Jacinto College ... Helped San Jac to a 52-15 overall record and a semifinal berth in the Alpine Bank Junior College World Series in Grand Junction, Colo. ... Was a teammate of Carolina infielder Nick Neville ... Attended Oklahoma State University for his freshman season ... Had four strikeouts in five innings and six appearances for the Cowboys ... Missed his senior season in high school following Tommy John surgery ... As a junior at Foster HS, went 7-1 with a 1.27 ERA and was named to the all-district team ... Rawlings-Perfect Game Texas Region honorable mention (2016) ... Perfect Game Underclass honorable mention (2015)

PERSONAL

Born on March 24, 1997 ... Son of Scot Morgan and Pamela Morgan ... Major is interdisciplinary studies

2019 SEASON

Date	Opponent	GS	IP	H	R	ER	BB	SO	W-L	S
2-17-19	Liberty	*	6.0	6	2	1	0	3	0-0	0
2-24-19	Utah Valley	*	8.0	5	3	1	0	9	1-0	0
3-3-19	Clemson	*	6.2	8	3	2	0	5	2-0	0
3-9-19	Valpo	*	8.2	7	2	2	1	10	2-0	0
3-16-19	Georgia	*	4.0	8	5	4	2	3	2-0	0
3-23-19	Tennessee	*	5.1	5	2	1	1	4	2-0	0

#20 Reid Morgan

Season/Career High	Innings
8.2, vs. Valpo (3/9/19)	8, 2x, last vs. Georgia (3/16/19)
5, vs. Georgia (3/16/19)	4, vs. Georgia (3/16/19)
2, vs. Georgia (3/16/19)	10, vs. Valpo (3/9/19)

MORGAN'S CAREER STATISTICS

Year	ERA	W-L	G	GS	CG	SHO	SV	IP	H	R	ER	BB	SO	2B	3B	HR	BF	AVG	WP	HBP	BK	SFA	SHA
2019	2.56	2-0	6	6	0	0/0	0	38.2	39	17	11	4	34	6	1	1	160	.255	1	1	0	1	1

2 NCAA Championships, 3 SEC Championships, 7 SEC East Titles, 32 NCAA Appearances

SOUTH CAROLINA 2019 HONOR ROLL

Sawyer Bridges

NCBWA Preseason Stopper of the Year Watch List

Noah Campbell

Preseason All-America Second Team by Baseball America (second base)

Preseason All-SEC First Team (second base)

Rated No. 6 2020 SEC Prospect for the 2020 Draft by Baseball America

Rated No. 8 SEC Prospect for the 2020 Draft by D1 Baseball

Rated No. 12 2020 Top Prospect by D1 Baseball

Ridge Chapman

Rated No. 39 senior in the country by D1 Baseball

Andrew Eyster

Rated No. 38 SEC Prospect for the 2020 Draft by D1 Baseball

Rated No. 117 2020 Top Prospect by D1 Baseball

TJ Hopkins

SEC Player of the Week (March 4)

Collegiate Baseball National Player of the Week (March 4)

NCBWA National Co-Hitter of the Week (March 5)

Rated No. 3 senior in the country by D1 Baseball

Rated No. 31 SEC Prospect for the 2019 Draft by D1 Baseball

Rated No. 137 2019 Top Prospect by D1 Baseball

Brett Kerry

SEC Co-Freshman of the Week (March 3)

Carmen Mlodzinski

Rated No. 15 SEC Prospect for the 2020 Draft by D1 Baseball

Rated No. 39 2020 Top Prospect by D1 Baseball

Jacob Olson

Collegiate Baseball National Player of the Week (March 11)

Rated No. 47 senior in the country by D1 Baseball

Josiah Sightler

Rated No. 24 SEC Impact Freshman by D1 Baseball

2019 BATTING BY SERIES

Team	Avg.	R	H	HR	RBI	BB	SO
Liberty	.265	21	27	6	20	17	33
Winthrop	.235	8	8	0	6	7	10
Utah Valley	.314	31	32	10	31	17	27
App. State	.222	3	6	1	3	1	10
Clemson	.321	24	35	6	23	11	33
The Citadel	.206	19	14	2	15	13	15
Gardner-Webb	.156	2	5	0	2	1	11
Valpo	.304	24	31	7	22	9	20
Georgia	.179	10	17	5	10	9	41
Furman	.297	12	1	2	10	3	10
Tennessee	.221	11	23	3	10	9	29
N.C. A&T	.161	0	5	0	0	4	11
Auburn							
N.C. State							
Alabama							
Charlotte							
Florida							
North Carolina							
Texas A&M							
Chas. Southern							
Missouri							
Vandy							
Kentucky							
USC Upstate							
Mississippi St.							

2019 PITCHING BY SERIES

Team	ERA	IP	H	R	ER	BB	SO
Liberty	3.72	29.0	22	15	12	13	38
Winthrop	4.00	9.0	7	6	4	2	11
Utah Valley	2.33	27.0	24	11	7	7	30
App. State	1.00	9.0	6	1	1	1	11
Clemson	5.33	27.0	29	18	16	12	30
The Citadel	4.50	18.0	17	9	9	8	26
Gardner-Webb	9.00	9.0	12	10	9	8	9
Valpo	3.33	27.0	24	10	10	7	27
Georgia	4.67	27.0	27	18	14	13	25
Furman	7.00	9.0	13	7	7	4	10
Tennessee	7.20	25.0	32	23	20	13	20
N.C. A&T	2.00	9.0	4	2	2	2	8
Auburn							
N.C. State							
Alabama							
Charlotte							
Florida							
North Carolina							
Texas A&M							
Chas. Southern							
Missouri							
Vandy							
Kentucky							
USC Upstate							
Mississippi St.							

A LOOK AT THE 2019 SEASON

Date	Opponent	Result	Pitcher of Record (W/L)	Notable Game Note
2-15	Liberty	L, 5-6 (11)	Gilreath (L, 0-1)	Allen 3-run HR in first career AB, Carolina allows tying run in 9th, winning run in 11th
2-16	Liberty	W, 13-7	Shook (W, 1-0)	Carolina pitching strikes out 15, Olson homers twice in first win of 2019
2-17	Liberty	W, 3-2	Kerry (W, 1-0)	Gamecocks win in a walk-off on a wild pitch, Berryhill scores winning run
2-19	Winthrop	W, 8-6	Coyne (W, 1-0)	Carolina scores eight unanswered after being down 6-0, Coyne 6 K's in 3 IP
2-22	Utah Valley	W, 15-3	Kerry (W, 2-0)	Olson drives in four, Carolina scores four or more runs in three different innings
2-23	Utah Valley	W, 6-5	Gilreath (W, 1-1)	Campbell hits a two-out, two-run walk-off home run in the bottom of the 9th
2-24	Utah Valley	W, 10-3	Morgan (W, 1-0)	Morgan fans nine in eight innings of work, Cullen hits two of SC's five home runs
2-26	Appalachian State	W, 3-1	Coyne (W, 2-0)	Five pitchers combine for 11 strikeouts, Olson hits team-leading 4th HR of season
3-1	at Clemson	W, 5-4	Sweatt (W, 1-0)	Eyster, Hopkins homer in 5-run 2nd inning, Kerry strikes out seven to earn save
3-2	vs. Clemson	L, 5-11	Harley (L, 0-1)	Hopkins 2-run HR gives Carolina early lead, Clemson scores in six separate innings
3-3	Clemson	W, 14-3	Morgan (W, 2-0)	Season high 17 hits includes two home runs from Berryhill, Morgan strikes out five
3-5	The Citadel	W, 9-0	Shook (W, 2-0)	Shook strikes out 12, Eyster and Callil homer in an eight-run second inning
3-6	Gardner-Webb	L, 2-10	Lehman (L, 0-1)	Gardner-Webb scores seven run in first four innings, Olson goes 3-for-4 with a 2B
3-8	Valparaiso	W, 9-2	Gilreath (W, 2-1)	Game suspended on 3/8 after four innings, resumed Saturday, Cullen solo HR
3-9	Valparaiso	W, 3-2	Lloyd (W, 1-0)	Trailing 2-1, Berryhill and Olson hit back-to-back HR's in ninth for walk-off win
3-10	Valparaiso	W, 12-6	Bridges (W, 1-0)	Gamecock hit four home runs, Hopkins hits for the cycle as SC sweeps series
3-12	at The Citadel	W, 10-9	Lloyd (W, 2-0)	Carolina builds 9-1 lead, holds on for victory; Berryhill drives in four
3-15	Georgia*	L, 1-6	Sweatt (L, 1-1)	Hancock strikes out 12 for Georgia, Allen solo home run in 3rd
3-16	Georgia*	L, 7-8	Lloyd (L, 2-1)	Gamecocks commit three errors, Berryhill, Jenkins and Eyster all homer
3-17	Georgia*	L, 2-4	Kerry (L, 2-1)	Carolina allows four runs in top of ninth, erasing 1-0 lead, Shook with 6 K's in start
3-19	at Furman	W, 12-7	Harley (W, 1-1)	Hopkins homers twice, Allen drives in four, Harley strikes out four to earn first win
3-22	at Tennessee*	L, 5-15	Sweatt (L, 1-2)	Gamecocks belt three solo home runs but allow a season high in hits and runs
3-23	at Tennessee*	W, 3-2	Tringali (W, 1-0)	Cullen's 2-run double gives Carolina the lead; Kerry strikes out five in 2 IP save
3-24	at Tennessee*	L, 3-6	Hinson (L, 0-1)	Cullen gives Carolina the lead in seventh, Tennessee scores four in the eighth
3-26	North Carolina A&T	L, 0-2	Harley (L, 1-2)	Gamecocks shut out for first time this season, N.C. A&T scores twice in the third
3-29	Auburn*			
3-30	Auburn*			
3-31	Auburn*			
4-2	vs. N.C. State			
4-4	at Alabama*			
4-5	at Alabama*			
4-6	at Alabama*			
4-9	Charlotte			
4-11	at Florida*			
4-12	at Florida*			
4-13	at Florida*			
4-16	vs. North Carolina			
4-18	Texas A&M*			
4-19	Texas A&M*			
4-20	Texas A&M*			
4-23	vs. Charleston Southern			
4-26	at Missouri*			
4-27	at Missouri*			
4-28	at Missouri*			
5-3	Vanderbilt*			
5-4	Vanderbilt*			
5-5	Vanderbilt*			
5-8	Furman			
5-10	Kentucky*			
5-11	Kentucky*			
5-12	Kentucky*			
5-14	USC Upstate			
5-16	at Mississippi State*			
5-17	at Mississippi State*			
5-18	at Mississippi State*			

A SOUTH CAROLINA TEAM

Won 10 or more consecutive games.....	March 8-26, 2016 (12)
Lost five or more consecutive games.....	March 18-25, 2018 (5)
Scored 20 or more runs in a game.....	22, June 5, 2016 vs. Rhode Island (NCAA Columbia Regional)
Scored 10+ Runs in an inning.....	10 in the 3rd inning vs. Valparaiso, March 9, 2010
Did not strikeout.....	April 7, 2015 vs. Appalachian State
Hit consecutive home runs.....	Luke Berryhill and Jacob Olson (ninth inning), vs. Valparaiso, March 9, 2019
Turned a triple play.....	at Georgia, April 9, 1999 (Jeffcoat to Rios to Lambert)
Shut out consecutive opponents.....	vs. Miami (Ohio), March 6-7, 2015 (W, 2-0, W, 7-0)
Shut out the opponent.....	vs. The Citadel (9-0) (March 5, 2019)
Was shut out by the opponent at home.....	vs. North Carolina A&T (0-2) March 26, 2019
Was shut out by the opponent on the road.....	vs. Arkansas (0-3) April 14, 2018
Was shut out in two consecutive games.....	at Arkansas (0-2, 0-3) April 14, 2018
Swept a conference doubleheader.....	at Georgia (5-0, 8-7) April 25, 2010
Was swept in a conference doubleheader.....	at Arkansas (0-2, 0-3) April 14, 2018
Swept a conference series at home.....	vs. LSU, April 20-22, 2018
Swept a conference series on the road.....	at Tennessee, March 17-19, 2017
Was swept in a conference series at home.....	vs. Georgia, March 15-17, 2019
Was swept in a conference series on the road.....	at Georgia, March 23-25, 2018
Won a conference series at home.....	vs. Missouri, May 11-13, 2018
Won a conference series on the road.....	at Texas A&M, May 17-19, 2018
Last 1-0 win.....	vs. Missouri, May 13, 2018
Last 1-0 loss.....	vs. UNC Greensboro, Feb. 19, 2017

A SOUTH CAROLINA PLAYER

Hit two home runs in a game.....	TJ Hopkins at Furman, March 19, 2019
Hit three home runs in a game.....	Justin Smoak vs. USC Upstate, April 15, 2008
Led off game with a home run.....	Noah Campbell at Texas A&M, May 19, 2018
Hit a grand slam.....	LT Tolbert at Arkansas, June 10, 2018
Walk-off home run.....	Jacob Olson vs. Valparaiso, March 9, 2019
Pinch hit home run.....	Matt Williams vs. Clemson, March 2, 2018
Inside-the-park home run.....	Noah Campbell vs. Florida, March 17, 2018
Had seven or more RBI in a game.....	Alex Destino (7) vs. Penn State, Feb. 27, 2016
Had five or more hits in a game.....	Gene Cone (5) vs. Missouri, April 24, 2016
Two hits in an inning.....	Chris Cullen (7th inning) at The Citadel, April 10, 2018
Hit for the cycle.....	TJ Hopkins vs. Valparaiso, March 10, 2019
Had 10 or more total bases in a game.....	TJ Hopkins (10) at Furman, March 19, 2019
Stole three or more bases in a game.....	Dom Thompson-Williams (3) vs. Davidson, March 16, 2016
Stole home plate.....	Carlos Cortes at Vanderbilt, April 27, 2018
Had a 10-game hitting streak.....	Jacob Olson (10), June 10, 2018-Feb. 26, 2019
Had a 15-game hitting streak.....	Gene Cone (31), March 1-May 6, 2016
Had a 20-game hitting streak.....	Gene Cone (31), March 1-May 6, 2016
Had a 25-game hitting streak.....	Gene Cone (31), March 1-May 6, 2016
Had 10 or more strikeouts in a game.....	Reid Morgan (10) vs. Valparaiso, March 9, 2019
Pitched a complete game.....	Tyler Johnson vs. UNC Wilmington, June 5, 2016 (NCAA Columbia Regional)
Pitched a nine-inning, complete game shutout.....	Wil Crowe vs. Campbell, June 1, 2014 (NCAA Columbia Regional)
Pitched a combined shutout.....
.....	TJ Shook (6.1) and John Gilreath (2.2) vs. The Citadel, March 5, 2019
Pitched a no-hitter.....	Colby Holmes, Forrest Koumas, Josh Knab vs. Albany, Feb. 24, 2013

GAMECOCKS IN THE RANKINGS

Dates	BA	CB	D1	NCBWA	PG	UST
Preseason	--	--	--	--	--	--
February 18	--	--	--	--	--	--
February 25	--	30	--	--	--	--
March 4	20	19	24	27	--	24
March 11	20	18	22	24	--	23
March 18	24	--	--	--	--	--
March 25	--	--	--	--	--	--
April 1						
April 8						
April 15						
April 22						
April 29						
May 6						
May 13						
May 20						

BA - Baseball America; CB - Collegiate Baseball; D1 - D1Baseball; NCBWA - National Collegiate Baseball Writers Association; PG - Perfect Game USA; UST - USA TODAY Coaches Poll;

THE GAMECOCK RADIO NETWORK

All 56 regular season games will be available on the Gamecock Radio Network. Flagship station, 107.5 FM, "The Game," is the home of the Gamecocks and will broadcast all games. In the event of a conflict with basketball in Columbia, the baseball games can be heard on sister station WISW, 1320 AM. All games can also be heard on the All Access channel on GamecocksOnline.

For local affiliates, please check your local listings for the latest schedule. Additional affiliates include:

2018 Network Affiliates

Aiken/Edgefield	WKSX	92.7 FM
Allendale	WDOG	93.5 FM
Camden	WCAM	1590 AM
Charleston	WWIK	98.9 FM
Chesterfield	WVSZ	107.3 FM
Columbia	WNKT	107.5 FM
Florence	WOLH	1230 AM
Georgetown	WJXY	93.7 FM
Greenville	WGVL	1440 AM
Greenwood	WCZZ	102.7 FM
Kingstree	WDKD	1310 AM
Myrtle Beach	WMIR	93.9 FM
Rock Hill/Lancaster	WRHM	107.1 FM
Spartanburg	WSPG	1400 AM

Live Gamecock Baseball broadcasts are also available for free this season on the TuneIn App (Android/iOS). Live Gamecock Baseball will also be available for free on the South Carolina Gameday App (Android/iOS) via a link out to TuneIn. Users who do not already have the TuneIn app downloaded will be prompted to download the app. Upon successful completion of the download, users will be easily redirected from the Gameday App to TuneIn anytime they select the Live Audio option in the Gameday App.

During the overlap of basketball and baseball seasons, a basketball broadcast (men's or women's) will take priority over baseball. For example if a basketball game is scheduled at the same time as a baseball game, the basketball game broadcast would be on TuneIn, while the baseball game would not. You can also search "Gamecock IMG Sports Network" on the TuneIn app to find the Gamecock IMG Sports Network.

LARGEST SINGLE GAME CROWDS AT FOUNDERS PARK

Single-Game Sellouts at Founders Park (1 in 2018/54 all-time)

8,242	vs. Clemson	March 3, 2019 (W, 14-3)
8,242	vs. Clemson	March 2, 2018 (W, 3-2)
8,242	vs. Alabama	March 25, 2017 (W, 6-5, 10 inn.)
8,242	vs. Clemson	March 5, 2017 (L, 5-3, 11 inn.)
8,242	vs. UNCG	February 18, 2017 (W, 5-1)
8,242	vs. UNCG	February 17, 2017 (W, 7-1)
8,242	vs. Texas A&M	May 14, 2016 (L, 5-2)
8,242	vs. Florida	April 29, 2016 (W, 2-1)
8,242	vs. Tennessee	April 9, 2016 (W, 7-4)
8,242	vs. College of Charleston	March 29, 2016 (L, 6-5, 13 inn.)
8,242	vs. Clemson	March 4, 2016 (W, 8-1)
8,242	vs. LSU	May 16, 2015 (L, 8-1)
8,242	vs. LSU	May 15, 2015 (L, 9-2)
8,242	vs. Vanderbilt	April 18, 2015 (W, 3-2)
8,242	vs. Georgia	March 28, 2015 (L, 4-3)
8,242	vs. Clemson	March 2, 2015 (L, 7-0)
8,242	vs. Alabama	April 26, 2014 (L, 2-1)
8,242	vs. Alabama	April 25, 2014 (W, 9-3)
8,242	vs. Florida	April 13, 2014 (L, 6-5)
8,242	vs. Florida	April 12, 2014 (L, 4-3, 13 inn.)
8,242	vs. Florida	April 11, 2014 (W, 4-1)
8,242	vs. Tennessee	March 30, 2014 (W, 8-0)
8,242	vs. Clemson	February 28, 2014 (W, 9-6)
8,242	vs. Eastern Kentucky	February 22, 2014 (W, 2-0)
8,242	vs. Georgia	May 11, 2013 (W, 8-3)
8,242	vs. Texas A&M	March 30, 2013 (W, 6-3)
8,242	vs. Clemson	March 3, 2013 (W, 8-0)
8,242	vs. Liberty	February 15, 2013 (W, 4-3)
8,242	vs. Oklahoma (NCAA Super Regional)	June 10-11, 2012 (W, 5-1)
8,242	vs. Oklahoma (NCAA Super Regional)	June 9, 2012 (W, 5-0)
8,242	vs. Clemson (NCAA Regional)	June 3, 2012 (W, 4-3)
8,242	vs. Clemson (NCAA Regional)	June 2, 2012 (W, 5-4, 12 inn.)
8,242	vs. LSU	May 19, 2012 (L, 3-2, 10 inn.)
8,242	vs. LSU	May 18, 2012 (W, 5-4)
8,242	vs. Alabama	April 28, 2012 (W, 9-1)
8,242	vs. Alabama	April 27, 2012 (W, 12-11)
8,242	vs. Mississippi State	April 14, 2012 (W, 5-3)
8,242	vs. Tennessee	April 6, 2012 (L, 5-4)
8,242	vs. Florida	March 24, 2012 (L, 5-4)
8,242	vs. Florida	March 23, 2012 (L, 8-2)
8,242	vs. Florida	March 22, 2012 (W, 9-3)
8,242	vs. Clemson	March 3, 2012 (W, 9-6)
8,242	vs. VMI	February 17, 2012 (W, 2-1)
8,242	vs. Connecticut (NCAA Super Regional)	June 12, 2011 (W, 8-2)
8,242	vs. Connecticut (NCAA Super Regional)	June 11, 2011 (W, 5-1)
8,242	vs. Auburn	April 30, 2011 (W, 10-2)
8,242	vs. Vanderbilt	April 17, 2011 (W, 5-3)
8,242	vs. Vanderbilt	April 16, 2011 (L, 6-4)
8,242	vs. Vanderbilt	April 15, 2011 (W, 3-1)
8,242	vs. Kentucky	April 2, 2011 (W, 4-3, 10 inn.)
8,242	vs. Clemson	March 4, 2011 (W, 6-3)
8,242	vs. Santa Clara	February 19, 2011 (W, 2-1)
8,242	vs. Santa Clara	February 18, 2011 (W, 12-5)
8,242	vs. Florida	May 21, 2010 (L, 5-2)

South Carolina All-Time record in sellouts at Founders Park (38-16 (.704))

TOP 10 THREE-GAME SERIES ATTENDANCE MARKS AT FOUNDERS

24,726	vs. Florida (all three sellouts)	April 11-13, 2014
24,726	vs. Florida (all three sellouts)	March 22-24, 2012
24,726	vs. Vanderbilt (all three sellouts)	April 15-17, 2011
24,558	vs. Alabama (two sellouts)	April 25-27, 2014
24,501	vs. UNCG (two sellouts)	February 17-19, 2017
24,398	vs. LSU (two sellouts)	May 18-19, 2012
24,278	vs. Auburn (one sellout)	April 29-May 1, 2011
24,204	vs. Alabama	April 30-May 2, 2010
24,186	vs. Georgia	March 18-20, 2011
23,991	vs. LSU (two sellouts)	May 14-16, 2015

SEASON/CAREER HIGHS

#2 Noah Campbell

Season/High..... **Career High**
 6, vs. Liberty (2/15/19) At Bats 6, 2x, vs. Liberty (2/15/19)
 3, vs. Utah Valley (2/22/19)Runs.....3, 2x, last vs. Utah Valley (2/22/19)
 3, vs. Clemson (3/3/19)..... Hits3, vs. Clemson (3/3/19)
 3, vs. Utah Valley (2/22/19) RBI 3, vs. Utah Valley (2/22/19)
 1, 8x, last vs. N.C. A&T (3/26/19) Walks 2, 4x, last vs. TAMU (5/18/18)

#3 Brady Allen

Season/High.....
 6, vs. Clemson (3/3/19)..... At Bats
 2, 5x, last vs. Valpo (3/8/19).....Runs
 2, 6x, last at Furman (3/19/19) Hits
 3, 3x, last vs. Utah Valley (2/24/19)..... RBI
 4, at Furman (3/19/19) Walks

#4 Jonah Beamon

Season/High.....
 1, 4x, last at Tennessee (3/24/19)..... At Bats
Runs
 Hits
 RBI
 1, vs. Utah Valley (2/22/19) Walks

#5 TJ Hopkins

Season High..... **Career High**
 5, 8x, last at Tennessee (3/24/19)..... At Bats 6, at Vanderbilt (4/29/18)
 3, 4x, last at Furman (3/19/19)Runs..... 3, 12x, last at Furman (3/19/19)
 4, 2x, last vs. Valpo (3/10/19)..... Hits4, 3x, last vs. Valpo (3/10/19)
 4, 2x, last vs. Valpo (3/10/19)..... RBI 5, twice, last vs. Citadel (3/7/17)
 2, 2x, last at The Citadel (3/12/19)..... Walks 3, vs. Princeton (3/10/18)

#6 George Callil

Season/High.....
 4, 2x, last at Furman (3/19/19) At Bats
 3, at The Citadel (3/12/19)Runs
 2, at The Citadel (3/12/19) Hits
 2, 2x, last vs. The Citadel (3/5/19) RBI
 1, 3x, last at The Citadel (3/12/19)..... Walks

#7 Jacob Olson

Season High..... **Career High**
 5, 7x, last at Furman (3/19/19) At Bats 6, at The Citadel (3/28/17)
 3, vs. Liberty (2/16/19)Runs..... 3, 4x, last vs. Liberty (2/16/19)
 3, 2x, last vs. Valpo (3/10/19)..... Hits3, 10x, last vs. Valpo (3/10/19)
 5, vs. Valpo (3/10/19) RBI 5, 2x, last vs. Valpo (3/10/19)
 1, 8x, last at Tennessee (3/24/19)..... Walks2, 3x, last at The Citadel (4/10/18)

#8 Jacob English

Season/High.....
 1, vs. The Citadel (3/5/19) At Bats
 1, vs. Valpo (3/10/19)Runs
 Hits
 RBI
 Walks

#10 Nick Neville

Season/High.....
 4, 5x, last vs. Clemson (3/1/19)..... At Bats
 1, vs. Utah Valley (2/22/19)Runs
 2, vs. Liberty (2/16/19) Hits
 1, 2x, last vs. Utah Valley (2/22/19)..... RBI
 2, vs. Liberty (2/16/19) Walks

#11 Andrew Eyster

Season/High.....
 5, 3x, last vs. Georgia (3/16/19) At Bats
 3, 2x, last at The Citadel (3/12/19).....Runs
 3, 2x, last vs. Clemson (3/1/19)..... Hits
 2, 3x, last vs. Georgia (3/16/19) RBI
 2, 3x, last at Furman (3/19/19) Walks

#12 Josiah Sigtler

Season/High.....
 3, vs. Liberty (2/15/19) At Bats
Runs
 Hits
 RBI
 Walks

#14 Luke Berryhill

Season/High.....
 5, vs. Winthrop (2/19/19) At Bats
 3, 2x, last vs. Clemson (3/3/19).....Runs
 3, vs. Clemson (3/3/19)..... Hits
 5, vs. Clemson (3/3/19)..... RBI
 2, 2x, last at Tennessee (3/22/19)..... Walks

#24 Ian Jenkins

Season/High.....
 5, at The Citadel (3/12/19) At Bats
 2, vs. Valpo (3/10/19)Runs
 3, vs. Valpo (3/10/19) Hits
 1, 3x, last at Tennessee (3/22/19)..... RBI
 1, 4x, last vs. N.C. A&T (3/26/19) Walks

#26 Quintin Perez

Season/High.....
 5, at Tennessee (3/22/19) At Bats
 2, 3x, last at Furman (3/19/19)Runs
 2, 3x, last vs. Georgia (3/17/19) Hits
 2, vs. Liberty (2/16/19) RBI
 2, 3x, last at Tennessee (3/24/19)..... Walks

#31 Joel Brewer

Season/High.....
 4, at Tennessee (3/22/19) At Bats
Runs
 2, at Tennessee (3/22/19) Hits
 1, at Furman (3/19/19) RBI
 Walks

#33 Chris Cullen

Season High..... **Career High**
 5, 4x, last at Tennessee (3/24/19)..... At Bats5, 16x, last at Tennessee (3/24/19)
 2, 3x, last at Furman (3/19/19)Runs.....3, 2x, last vs. CSU (2/24/18)
 2, 5x, last at Tennessee (3/24/19)..... Hits3, 8x, last at The Citadel (4/10/17)
 5, vs. Utah Valley (2/24/19) RBI5, 2x, last vs. Utah Valley (2/24/19)
 2, vs. Utah Valley (2/22/19) Walks2, 6x, last vs. Utah Valley (2/22/19)

#35 Jordan Holladay

Season High..... **Career High**
 4, vs. Liberty (2/16/19) At Bats 4, vs. Liberty (2/16/19)
 1, vs. The Citadel (3/5/19)Runs..... 1, 2x, last vs. The Citadel (3/5/19)
 1, 7x, last at Tennessee (3/23/19)..... Hits1, 8x, last at Tennessee (3/23/19)
 1, 5x, last at Tennessee (3/23/19)..... RBI1, 5x, last at Tennessee (3/23/19)
 1, vs. Clemson (3/3/19)..... Walks1, 2x, last vs. Clemson (3/3/19)

#38 Wes Clarke

Season/High.....
 3, vs. Gardner-Webb (3/6/19) At Bats
 1, vs. Utah Valley (2/22/19)Runs
 1, vs. Utah Valley (2/22/19) Hits
 RBI
 Walks

#15 Daniel Lloyd

Season/Career High
2.1, 3x, last at Furman (3/19/19)Innings
3, at The Citadel (3/12/19) Hits
2, 2x, last vs. Georgia (3/15/19)Runs
2, vs. Clemson (3/2/19).....Earned Runs
3, at Furman (3/19/19) Walks
4, vs. Clemson (3/2/19).....Strikeouts

#16 John Gilreath

Season High Career High
3.2, at Tennessee (3/22/19)Innings.... 4.0, 4x, last vs. Georgia (3/23/18)
6, at Tennessee (3/22/19) Hits7, at Clemson (3/4/18)
6, at Tennessee (3/22/19)Runs.....6, 2x, last at Tennessee (3/22/19)
6, at Tennessee (3/22/19)Earned Runs..6, 2x, last at Tennessee (3/22/19)
3, at Tennessee (3/22/19) Walks3, 2x, last at Tennessee (3/22/19)
4, vs. The Citadel (3/5/19)Strikeouts..... 8, vs. Princeton (3/9/18)

#20 Reid Morgan

Season/Career High
8.2, vs. Valpo (3/9/19)Innings
8, 2x, last vs. Georgia (3/16/19) Hits
5, vs. Georgia (3/16/19)Runs
4, vs. Georgia (3/16/19)Earned Runs
2, vs. Georgia (3/16/19) Walks
10, vs. Valpo (3/9/19)Strikeouts

#21 Carmen Mlodzinski

Season High Career High
4.1, vs. Liberty (2/15/19)Innings..... 7.0, at Furman (4/24/18)
6, vs. Liberty (2/15/19) Hits7, vs. CofC (5/9/18)
3,3x, last vs. Clemson (3/1/19).....Runs..... 5, 2x, last vs. Ark. (6/11/18)
3, 2x, last vs. Clemson (3/1/19).....Earned Runs..... 5, vs. CofC (5/9/18)
5, vs. Utah Valley (2/22/19) Walks 5, vs. Utah Valley (2/22/19)
4, 2x, last vs. Clemson (3/1/19).....Strikeouts..... 7, at Furman (4/24/18)

#23 Sawyer Bridges

Season High Career High
2.2, vs. Liberty (2/15/19)Innings.....3.1, vs. Ark. (6/10/18)
5, vs. Utah Valley (2/23/19) Hits 5, vs. Utah Valley (2/23/19)
3, vs. Utah Valley (2/23/19)Runs..... 5, vs. Kentucky (4/28/17)
3, vs. Utah Valley (2/23/19)Earned Runs..... 5, vs. Kentucky (4/28/17)
1, 2x, last vs. Georgia (3/17/19) Walks 4, vs. Kentucky (4/28/17)
6, vs. Liberty (2/15/19)Strikeouts..... 6, vs. Liberty (2/15/19)

#27 Gage Hinson

Season High Career High
1.1, at The Citadel (3/12/19)Innings..... 3.0, vs. Winthrop (2/21/18)
3, vs. Georgia (3/15/19) Hits 3, vs. Georgia (3/15/19)
2, at Tennessee (3/24/19)Runs.....2, 2x, last at Tennessee (3/24/19)
2, at Tennessee (3/24/19)Earned Runs..2, 2x, last at Tennessee (3/24/19)
1, 2x, last vs. N.C. A&T (3/26/19) Walks2, vs. Clemson (3/3/18)
2, vs. Gardner-Webb (3/6/19)Strikeouts.. 2, 2x, last vs. Gardner-Webb (3/6/19)

#28 Ridge Chapman

Season High Career High
1.2, vs. Liberty (2/15/19)Innings.....5.2, vs. CSU (2/25/18)
..... Hits5, at Kentucky (4/8/18)
.....Runs.....4, 2x, last at Kentucky (4/8/18)
.....Earned Runs...4, 2x, last at Kentucky (4/8/18)
2, vs. Liberty (2/15/19) Walks 5, at Georgia (3/25/18)
3, vs. Liberty (2/15/19)Strikeouts.....6, vs. VMI (2/18/18)

#36 TJ Shook

Season High Career High
6.1, vs. The Citadel (3/5/19)Innings..... 6.1, vs. The Citadel (3/5/19)
5, at Tennessee (3/24/19) Hits 5, at Tennessee (3/24/19)
4, vs. Winthrop (2/19/19)Runs..... 4, vs. Winthrop (2/19/19)
3, vs. Winthrop (2/19/19)Earned Runs..... 3, vs. Winthrop (2/19/19)
3, 2x, last vs. Georgia (3/17/19) Walks 3, 2x, last vs. Georgia (3/17/19)
12, vs. The Citadel (3/5/19)Strikeouts..... 12, vs. The Citadel (3/5/19)

#37 Cam Tringali

Season/Career High
2.2, at Tennessee (3/24/19)Innings
5, at The Citadel (3/12/19) Hits
4, at The Citadel (3/12/19)Runs
4, at The Citadel (3/12/19)Earned Runs
2, at Tennessee (3/24/19) Walks
3, 6x, last at Tennessee (3/24/19).....Strikeouts

#40 Wesley Sweatt

Season/Career High
5.0, vs. Georgia (3/15/19)Innings
10, at Tennessee (3/22/19) Hits
8, at Tennessee (3/22/19)Runs
6, at Tennessee (3/22/19)Earned Runs
2, 2x, last at Tennessee (3/22/19)..... Walks
3, vs. Valpo (3/8/19)Strikeouts

#41 Cole Ganopulos

Season/Career High
2.0, at The Citadel (3/12/19)Innings
2, 4x, last at Furman (3/19/19) Hits
3, vs. Gardner-Webb (3/6/19)Runs
3, vs. Gardner-Webb (3/6/19)Earned Runs
1, 4x, last at The Citadel (3/12/19)..... Walks
2, vs. Gardner-Webb (3/6/19)Strikeouts

#43 Hayden Lehman

Season/Career High
1.2, vs. Gardner-Webb (3/6/19)Innings
3, vs. Gardner-Webb (3/6/19) Hits
3, vs. Gardner-Webb (3/6/19)Runs
3, vs. Gardner-Webb (3/6/19)Earned Runs
2, vs. Gardner-Webb (3/6/19) Walks
3, vs. Liberty (2/15/19)Strikeouts

#44 Parker Coyne

Season High Career High
3.0, vs. Winthrop (2/19/19)Innings..... 3.0, vs. Winthrop (2/19/19)
4, vs. Clemson (3/2/19)..... Hits4, vs. Clemson (3/2/19)
3, 2x, last at Furman (3/19/19)Runs..... 4, vs. LSU (4/21/18)
3, 2x, last at Furman (3/19/19)Earned Runs..... 4, vs. LSU (4/21/18)
3, vs. Gardner-Webb (3/6/19) Walks 3, vs. Gardner-Webb (3/6/19)
6, vs. Winthrop (2/19/19)Strikeouts.. 6, 2x, last vs. Winthrop (2/19/19)

#47 Dylan Harley

Season/Career High
4.2, vs. N.C. A&T (3/26/19)Innings
4, 2x, last at Furman (3/19/19) Hits
5, vs. Liberty (2/16/19)Runs
5, vs. Liberty (2/16/19)Earned Runs
5, vs. Liberty (2/16/19) Walks
6, vs. Utah Valley (2/23/19)Strikeouts

#49 Brett Kerry

Season/Career High
5.0, vs. Valpo (3/10/19)Innings
6, vs. Valpo (3/10/19) Hits
3, 2x, last vs. Georgia (3/17/19)Runs
3, 2x, last vs. Georgia (3/17/19)Earned Runs
3, at Tennessee (3/23/19) Walks
7, vs. Clemson (3/1/19).....Strikeouts

SOUTH CAROLINA LINEUPS BY POSITION

GAME (No./time)	C	1B	2B	SS	3B	LF	CF	RF	DH
2-15 LIB (1/1)	Cullen	Sightler	Campbell	Neville	Olson	Berryhill	Hopkins	Eyster	Allen
2-16 LIB (2/1)	Berryhill	Holladay	Campbell	Neville	Olson	Allen	Hopkins	Eyster	Perez
2-17 LIB (3/1)	Berryhill	Sightler	Campbell	Neville	Olson	Allen	Hopkins	Eyster	Perez
2-19 WIN (4/1)	Berryhill	Cullen	Campbell	Neville	Olson	Allen	Hopkins	Eyster	Perez
2-22 UVU (4/2)	Berryhill	Cullen	Campbell	Neville	Olson	Allen	Hopkins	Eyster	Perez
2-23 UVU (4/3)	Berryhill	Cullen	Campbell	Neville	Olson	Allen	Hopkins	Eyster	Perez
2-24 UVU (4/4)	Berryhill	Cullen	Campbell	Neville	Olson	Allen	Hopkins	Eyster	Perez
2-26 APP (5/1)	Berryhill	Cullen	Perez	Neville	Olson	Allen	Hopkins	Eyster	Holladay
3-1 CU (4/5)	Berryhill	Cullen	Campbell	Neville	Olson	Allen	Hopkins	Eyster	Perez
3-2 CU (6/1)	Berryhill	Cullen	Campbell	Callil	Olson	Allen	Hopkins	Eyster	Perez
3-3 CU (7/1)	Berryhill	Cullen	Campbell	Callil	Olson	Allen	Hopkins	Eyster	Holladay
3-5 CIT (7/2)	Berryhill	Cullen	Campbell	Callil	Olson	Allen	Hopkins	Eyster	Holladay
3-6 GWU (8/1)	Clarke	Holladay	Campbell	Callil	Olson	Allen	Hopkins	Eyster	Berryhill
3-8 VAL (6/2)	Berryhill	Cullen	Campbell	Callil	Olson	Allen	Hopkins	Eyster	Perez
3-9 VAL (9/1)	Berryhill	Cullen	Campbell	Callil	Olson	Allen	Hopkins	Eyster	Jenkins
3-10 VAL (9/2)	Berryhill	Cullen	Campbell	Callil	Olson	Allen	Hopkins	Eyster	Jenkins
3-12 CIT (9/3)	Berryhill	Cullen	Campbell	Callil	Olson	Allen	Hopkins	Eyster	Jenkins
3-15 UGA (9/4)	Berryhill	Cullen	Campbell	Callil	Olson	Allen	Hopkins	Eyster	Jenkins
3-16 UGA (10/1)	Berryhill	Cullen	Perez	Callil	Olson	Allen	Hopkins	Eyster	Jenkins
3-17 UGA (10/2)	Berryhill	Cullen	Perez	Callil	Olson	Allen	Hopkins	Eyster	Jenkins
3-19 FUR (11/1)	Berryhill	Cullen	Perez	Callil	Olson	Allen	Hopkins	Eyster	Campbell
3-22 UT (11/2)	Berryhill	Cullen	Perez	Callil	Olson	Allen	Hopkins	Eyster	Campbell
3-23 UT (12/1)	Berryhill	Cullen	Neville	Callil	Perez	Allen	Hopkins	Olson	Campbell
3-24 UT (12/2)	Berryhill	Cullen	Neville	Callil	Perez	Allen	Hopkins	Olson	Campbell
3-26 NCAT (13/1)	Berryhill	Cullen	Campbell	Callil	Olson	Allen	Hopkins	Brewer	Jenkins
3-29 AUB									
3-30 AUB									
3-31 AUB									
4-2 NCST									
4-4 ALA									
4-5 ALA									
4-6 ALA									
4-9 CHAR									
4-11 FLA									
4-12 FLA									
4-13 FLA									
4-16 UNC									
4-18 A&M									
4-19 A&M									
4-20 A&M									
4-23 CSU									
4-26 MIZ									
4-27 MIZ									
4-28 MIZ									
5-3 VU									
5-4 VU									
5-5 VU									
5-8 FUR									
5-10 UK									
5-11 UK									
5-12 UK									
5-14 UPST									
5-16 MSST									
5-17 MSST									
5-18 MSST									

SOUTH CAROLINA LINEUPS BY BATTING ORDER

GAME (No./time)	1	2	3	4	5	6	7	8	9
2-15 LIB (1/1)	Campbell	Eyster	Hopkins	Berryhill	Olson	Allen	Neville	Cullen	Sightler
2-16 LIB (2/1)	Campbell	Allen	Hopkins	Berryhill	Olson	Perez	Eyster	Holladay	Neville
2-17 LIB (3/1)	Campbell	Allen	Hopkins	Berryhill	Olson	Perez	Eyster	Neville	Sightler
2-19 WIN (4/1)	Campbell	Perez	Hopkins	Berryhill	Olson	Cullen	Eyster	Allen	Neville
2-22 UVU (5/1)	Campbell	Perez	Hopkins	Berryhill	Olson	Eyster	Cullen	Allen	Neville
2-23 UVU (6/1)	Campbell	Perez	Hopkins	Berryhill	Olson	Eyster	Allen	Cullen	Neville
2-24 UVU (7/1)	Campbell	Perez	Hopkins	Berryhill	Olson	Allen	Cullen	Eyster	Neville
2-26 APP (8/1)	Allen	Perez	Hopkins	Berryhill	Olson	Cullen	Eyster	Holladay	Neville
3-1 CU (9/1)	Campbell	Allen	Hopkins	Berryhill	Olson	Perez	Eyster	Cullen	Neville
3-2 CU (10/1)	Campbell	Allen	Hopkins	Olson	Eyster	Berryhill	Cullen	Perez	Callil
3-3 CU (11/1)	Campbell	Allen	Hopkins	Olson	Eyster	Berryhill	Cullen	Holladay	Callil
3-5 CIT (12/1)	Campbell	Allen	Hopkins	Berryhill	Olson	Eyster	Cullen	Holladay	Callil
3-6 GWU (13/1)	Campbell	Allen	Hopkins	Berryhill	Olson	Eyster	Holladay	Clarke	Callil
3-8 VAL (14/1)	Campbell	Eyster	Hopkins	Berryhill	Olson	Allen	Cullen	Perez	Callil
3-9 VAL (15/1)	Campbell	Allen	Hopkins	Berryhill	Olson	Eyster	Cullen	Jenkins	Callil
3-10 VAL (15/2)	Campbell	Allen	Hopkins	Berryhill	Olson	Eyster	Cullen	Jenkins	Callil
3-12 CIT (16/1)	Allen	Eyster	Hopkins	Berryhill	Olson	Campbell	Cullen	Jenkins	Callil
3-15 UGA (17/1)	Campbell	Eyster	Hopkins	Berryhill	Olson	Cullen	Allen	Jenkins	Callil
3-16 UGA (18/1)	Perez	Eyster	Hopkins	Berryhill	Olson	Cullen	Allen	Jenkins	Callil
3-17 UGA (18/2)	Perez	Eyster	Hopkins	Berryhill	Olson	Cullen	Allen	Jenkins	Callil
3-19 FUR (19/1)	Perez	Campbell	Hopkins	Berryhill	Olson	Eyster	Cullen	Allen	Callil
3-22 UT (20/1)	Perez	Campbell	Hopkins	Olson	Berryhill	Eyster	Cullen	Allen	Callil
3-23 UT (21/1)	Campbell	Allen	Hopkins	Olson	Berryhill	Cullen	Perez	Callil	Neville
3-24 UT (22/2)	Campbell	Allen	Hopkins	Olson	Berryhill	Cullen	Callil	Neville	Perez
3-26 NCAT (23/1)	Campbell	Allen	Hopkins	Olson	Berryhill	Cullen	Jenkins	Brewer	Callil
3-29 AUB									
3-30 AUB									
3-31 AUB									
4-2 NCST									
4-4 ALA									
4-5 ALA									
4-6 ALA									
4-9 CHAR									
4-11 FLA									
4-12 FLA									
4-13 FLA									
4-16 UNC									
4-18 A&M									
4-19 A&M									
4-20 A&M									
4-23 CSU									
4-26 MIZ									
4-27 MIZ									
4-28 MIZ									
5-3 VU									
5-4 VU									
5-5 VU									
5-8 FUR									
5-10 UK									
5-11 UK									
5-12 UK									
5-14 UPST									
5-16 MSST									
5-17 MSST									
5-18 MSST									

SOUTH CAROLINA PITCHERS BY THE NUMBERS

#23 Sawyer Bridges - Jr. RHP

2017 SEASON

Date	Opponent	GS	IP	H	R	ER	BB	SO	W-L	S
2-21-17	Charlotte	*	2.1	4	3	2	1	3	0-0	0
2-25-17	Wright State		1.2	3	2	2	1	2	0-0	0
3-5-17	Clemson		0.2	1	0	0	0	1	0-0	0
3-19-17	at Tennessee		1.1	2	1	1	1	3	0-0	0
3-28-17	at The Citadel		1.0	0	0	0	0	1	0-0	0
4-4-17	Furman		0.2	2	0	0	0	0	0-0	0
4-11-17	vs. North Carolina		0.1	2	4	4	2	1	0-0	0
4-28-17	Kentucky		3.0	4	5	5	4	3	0-0	0

2018 SEASON

Date	Opponent	GS	IP	H	R	ER	BB	SO	W-L	S
2-17-18	VMI		1.2	0	0	0	0	2	0-0	0
2-20-18	North Florida		2.0	4	2	1	1	0	1-0	0
2-24-18	Charleston So.		2.0	1	0	0	0	1	1-0	0
3-2-18	Clemson		0.1	0	0	0	2	0	1-0	0
3-10-18	Princeton		1.0	2	0	0	1	0	1-0	0
3-14-18	Harvard		1.0	0	0	0	0	2	1-0	0
3-24-18	Georgia		2.0	1	0	0	1	2	1-0	0
3-31-18	Tennessee		2.1	1	0	0	0	1	1-0	0
4-7-18	Kentucky		3.0	1	0	0	0	2	1-0	1
4-12-18	Arkansas		2.2	4	0	0	1	1	2-0	1
4-20-18	LSU		1.1	0	0	0	0	0	2-0	1
4-21-18	LSU		0.2	0	0	0	0	1	2-0	2
4-27-18	Vanderbilt		1.0	0	0	0	0	1	2-0	3
4-29-18	Vanderbilt		0.2	2	2	2	2	0	2-0	3
5-6-18	Ole Miss		1.1	2	1	1	0	1	2-1	3
5-12-18	Missouri		1.2	2	0	0	0	3	2-1	3
5-19-18	Texas A&M		2.0	1	0	0	0	3	2-1	3
5-24-18	LSU		1.1	2	0	0	1	0	2-1	3
6-2-18	East Carolina		1.0	0	0	0	0	1	2-1	4
6-4-18	UNCW		1.0	0	0	0	0	0	2-1	4
6-10-18	Arkansas		3.1	3	2	1	0	4	2-1	5

2019 SEASON

Date	Opponent	GS	IP	H	R	ER	BB	SO	W-L	S
2-15-19	Liberty		2.2	1	1	1	0	6	0-0	0
2-19-19	Winthrop		2.1	1	0	0	0	1	0-0	1
2-23-19	Utah Valley		1.2	5	3	3	0	0	0-0	1
3-3-19	Clemson		1.0	0	0	0	0	1	0-0	1
3-10-19	Valpo		1.0	2	1	1	1	0	1-0	1
3-17-19	Georgia		0.2	1	1	1	1	0	1-0	1
3-19-19	Furman		0.1	0	0	0	0	1	1-0	1
3-24-19	Tennessee		1.0	1	1	1	1	0	1-0	1

#28 Ridge Chapman - Sr. RHP

2018 SEASON

Date	Opponent	GS	IP	H	R	ER	BB	SO	W-L	S
2-18-18	VMI	*	5.0	1	0	0	4	6	1-0	0
2-25-18	Charleston So.	*	5.2	3	4	4	3	5	1-1	0
3-4-18	Clemson		1.1	1	0	0	1	2	1-1	0
3-7-18	N.C. A&T		1.0	1	0	0	0	0	1-1	0
3-14-18	Harvard		0.2	1	1	1	2	0	1-1	0
3-18-18	Florida	*	4.0	3	3	2	0	1	1-2	0
3-25-18	Georgia	*	4.1	1	2	2	5	1	1-3	0
3-31-18	Tennessee	*	3.2	2	3	3	4	4	1-3	0
4-8-18	Kentucky	*	3.0	5	4	4	3	1	1-4	0
4-24-18	Furman		1.0	0	0	0	0	3	1-4	0
4-28-18	Vanderbilt		2.2	1	1	1	0	4	1-4	0
5-4-18	Ole Miss		2.0	2	0	0	0	3	1-4	0
5-6-18	Ole Miss		1.0	0	0	0	0	2	1-4	0
5-12-18	Missouri		0.1	2	3	3	1	0	1-4	0
6-2-18	East Carolina		0.2	0	0	0	1	1	1-4	0
6-11-18	Arkansas		2.0	2	1	1	0	3	1-4	0

2018 SEASON

Date	Opponent	GS	IP	H	R	ER	BB	SO	W-L	S
2-15-19	Liberty		1.2	0	0	0	2	3	0-0	0

#44 Parker Coyne - So. RHP

2018 SEASON

Date	Opponent	GS	IP	H	R	ER	BB	SO	W-L	S
2-21-18	Winthrop		1.0	1	0	0	0	1	0-0	0
2-23-18	Charleston So.		1.0	0	0	0	0	2	0-0	0
3-3-18	Clemson		0.2	0	0	0	1	0	0-0	0
3-14-18	Harvard		1.2	0	0	0	2	4	1-0	0
3-16-18	Florida		1.0	0	0	0	0	0	1-0	0
3-18-18	Florida		1.0	0	0	0	1	3	1-0	0
3-20-18	The Citadel		2.0	1	1	1	0	3	1-1	0
3-25-18	Georgia		1.2	0	0	0	1	0	1-1	0
3-27-18	Davidson		0.1	0	0	0	0	0	1-1	0
3-29-18	Tennessee		0.2	0	0	0	1	1	1-1	0
3-30-18	Tennessee		0.2	1	1	0	1	0	1-1	0
4-3-18	North Carolina		0.0	0	0	0	1	0	1-1	0
4-10-18	The Citadel		2.0	1	1	1	2	1	1-1	0
4-17-18	Presbyterian		2.1	2	1	1	0	3	1-1	0
4-21-18	LSU		1.1	3	4	4	1	1	1-1	0
4-29-18	Vanderbilt		0.1	1	0	0	0	0	1-1	0
5-9-18	Charleston		0.2	2	0	0	0	0	1-1	0
5-23-18	Arkansas		2.2	2	3	1	2	6	1-1	0
6-11-18	Arkansas		1.2	1	0	0	0	1	1-1	0

2019 SEASON

Date	Opponent	GS	IP	H	R	ER	BB	SO	W-L	S
2-19-19	Winthrop		3.0	1	0	0	0	6	1-0	0
2-23-19	Utah Valley		0.0	0	0	0	1	0	1-0	0
2-26-19	App State		1.2	3	0	0	0	4	2-0	0
3-2-19	Clemson		1.0	4	3	3	1	1	2-0	0
3-6-19	Gardner-Webb		1.1	1	0	0	3	1	2-0	0
3-12-19	The Citadel		0.0	1	0	0	1	0	2-0	0
3-19-19	Furman		0.0	3	3	3	0	0	2-0	0
3-22-19	Tennessee		1.0	1	1	1	0	2	2-0	0

#41 Cole Ganopulos - Jr. LHP

2019 SEASON

Date	Opponent	GS	IP	H	R	ER	BB	SO	W-L	SV
2-15-19	Liberty		0.0	0	0	0	1	0	0-0	0
3-2-19	Clemson		1.0	1	2	2	1	0	0-0	0
3-6-19	Gardner-Webb		1.2	2	3	3	1	2	0-0	0
3-12-19	The Citadel		2.0	2	0	0	1	3	0-0	0
3-15-19	Georgia		1.0	2	0	0	0	1	0-0	0
3-19-19	Furman		0.2	2	1	1	0	2	0-0	0

#16 John Gilreath - So. LHP

2018 SEASON

Date	Opponent	GS	IP	H	R	ER	BB	SO	W-L	SV
2-16-18	VMI		4.0	3	0	0	0	4	0-0	0
2-20-18	North Florida	*	4.0	1	0	0	1	4	0-0	0
2-25-18	Charleston So.		3.1	1	0	0	0	2	0-0	0
3-3-18	Clemson	*	3.2	7	6	6	3	5	0-0	0
3-9-18	Princeton		4.0	4	1	1	2	8	0-0	1
3-17-18	Florida		0.2	2	3	3	2	0	0-0	1
3-23-18	Georgia	*	4.0	6	3	3	1	2	0-0	1
3-27-18	Davidson		0.0	2	2	2	0	0	0-0	1
3-29-18	Tennessee		1.0	0	0	0	0	0	0-0	1
3-30-18	Tennessee		0.1	2	0	0	0	1	0-0	1
4-3-18	North Carolina		0.2	0	0	0	1	1	0-0	1
4-6-18	Kentucky		1.0	3	1	1	0	1	0-0	1
4-8-18	Kentucky		1.0	1	1	1	0	1	0-0	1
4-14-18	Arkansas		0.1	0	0	0	0	0	0-0	1
4-17-18	Presbyterian		1.1	0	0	0	1	2	0-0	1
4-29-18	Vanderbilt		0.0	0	0	0	0	0	0-0	1
5-9-18	Charleston		2.1	0	0	0	2	3	0-0	1
5-11-18	Missouri		1.2	1	0	0	1	3	0-0	1
5-17-18	Texas A&M		0.2	0	0	0	0	0	0-0	1
5-22-18	Missouri		0.1	0	0	0	2	1	0-0	1
5-23-18	Arkansas		1.1	1	0	0	0	3	0-0	1
5-24-18	LSU		2.1	1	3	0	1	1	0-1	1
6-9-18	Arkansas		1.2	3	1	0	0	2	0-1	1
6-11-18	Arkansas		0.1	1	2	2	1	0	0-1	1

2019 SEASON

Date	Opponent	GS	IP	H	R	ER	BB	SO	W-L	SV
2-15-19	Liberty		1.0	0						

3-26-19 N.C. A&T * 4.2 3 2 2 1 5 1-2 0

#49 Brett Kerry - Fr. RHP

2019 SEASON

Date	Opponent	GS	IP	H	R	ER	BB	SO	W-L	S
2-16-19	Liberty		1.0	0	0	0	0	2	0-0	0
2-17-19	Liberty		2.0	0	0	0	0	3	1-0	0
2-22-19	Utah Valley		2.0	2	0	0	0	4	2-0	0
2-26-19	App State		1.0	0	0	0	0	2	2-0	1
3-1-19	Clemson		3.1	2	0	0	0	7	2-0	2
3-10-19	Valpo	*	5.0	6	3	3	0	6	2-0	2
3-17-19	Georgia		4.1	3	3	3	1	4	2-1	2
3-23-19	Tennessee		2.0	2	0	0	3	5	2-1	3
3-26-19	N.C. A&T		0.2	0	0	0	0	1	2-1	3

#43 Hayden Lehman - Jr. RHP

2019 SEASON

Date	Opponent	GS	IP	H	R	ER	BB	SO	W-L	S
2-15-19	Liberty		1.1	1	1	1	1	3	0-0	0
2-17-19	Liberty		0.2	0	0	0	0	0	0-0	0
2-19-19	Winthrop		0.2	0	0	0	0	0	0-0	0
2-23-19	Utah Valley		0.2	2	0	0	0	0	0-0	0
3-2-19	Clemson		1.0	0	0	0	0	0	0-0	0
3-6-19	Gardner-Webb		1.2	3	3	3	2	2	0-1	0
3-15-19	Georgia		1.1	1	0	0	1	2	0-1	0

#15 Daniel Lloyd - Fr. RHP

2019 SEASON

Date	Opponent	GS	IP	H	R	ER	BB	SO	W-L	SV
2-16-19	Liberty		0.2	0	0	0	0	0	0-0	0
2-19-19	Winthrop		0.0	0	0	0	1	0	0-0	0
3-2-19	Clemson		2.1	1	2	2	1	4	0-0	0
3-9-19	Valpo		0.1	0	0	0	0	0	1-0	0
3-12-19	The Citadel	*	2.1	3	1	1	1	3	2-0	0
3-16-19	Georgia		0.1	1	2	0	1	0	2-1	0
3-19-19	Furman	*	2.1	1	1	1	3	2	2-1	0

#21 Carmen Mlodzinski - Fr. RHP

2018 SEASON

Date	Opponent	GS	IP	H	R	ER	BB	SO	W-L	S
2-24-18	Charleston So.		1.0	0	0	0	0	2	0-0	0
2-27-18	Furman		2.1	1	2	2	2	3	0-1	0
3-4-18	Clemson		0.2	1	1	1	1	0	0-2	0
3-10-18	Princeton		1.0	1	0	0	0	1	0-2	1
3-17-18	Florida		0.1	2	1	1	1	1	0-2	1
3-20-18	The Citadel		2.0	3	0	0	0	0	0-2	1
3-27-18	Davidson		1.2	1	0	0	1	1	0-2	1
3-29-18	Tennessee		1.2	1	0	0	0	0	0-2	1
3-31-18	Tennessee		0.2	2	0	0	1	1	0-2	1
4-3-18	North Carolina		1.0	1	1	1	1	2	0-3	1
4-8-18	Kentucky		1.0	1	1	0	2	0	0-3	1
4-10-18	The Citadel	*	5.0	2	0	0	1	5	1-3	1
4-17-18	Presbyterian	*	5.0	6	4	4	1	4	1-4	1
4-24-18	Furman	*	7.0	3	2	2	3	7	2-4	1
5-5-18	Ole Miss		1.0	4	3	3	1	1	2-4	1
5-9-18	Charleston	*	3.1	7	5	5	0	6	2-5	1
5-22-19	Missouri	*	5.0	3	2	2	2	5	2-5	1
6-3-18	UNCW	*	5.0	4	3	3	3	3	3-5	1
6-11-18	Arkansas	*	1.0	4	5	4	1	1	3-6	1

2019 SEASON

Date	Opponent	GS	IP	H	R	ER	BB	SO	W-L	S
2-15-19	Liberty	*	4.1	6	3	3	3	3	0-0	0
2-22-19	Utah Valley	*	4.0	2	3	1	5	4	0-0	0
3-1-19	Clemson	*	2.1	5	3	3	3	4	0-0	0

#20 Reid Morgan - Jr. RHP

2019 SEASON

Date	Opponent	GS	IP	H	R	ER	BB	SO	W-L	S
2-17-19	Liberty	*	6.0	6	2	1	0	3	0-0	0
2-24-19	Utah Valley	*	8.0	5	3	1	0	9	1-0	0
3-3-19	Clemson	*	6.2	8	3	2	0	5	2-0	0
3-9-19	Valpo	*	8.2	7	2	2	1	10	2-0	0
3-16-19	Georgia	*	4.0	8	5	4	2	3	2-0	0
3-23-19	Tennessee	*	5.1	5	2	1	1	4	2-0	0

#36 TJ Shook - So. RHP

2018 SEASON

Date	Opponent	GS	IP	H	R	ER	BB	SO	W-L	S
2-18-18	VMI		1.0	1	0	0	0	0	0-0	0
2-20-18	North Florida		1.0	2	0	0	0	1	0-0	0
2-21-18	Winthrop		1.0	0	0	0	0	1	0-0	0
3-3-18	Clemson		3.1	2	0	0	1	3	0-0	0
3-7-18	N.C. A&T		2.1	1	0	0	0	2	1-0	0
3-10-18	Princeton		3.0	2	0	0	2	2	1-0	0
3-16-18	Florida		1.1	4	2	2	1	3	1-0	0
3-20-18	The Citadel		1.0	3	1	1	0	0	1-0	0
3-31-18	Tennessee		1.0	2	0	0	0	2	1-0	0
4-3-18	North Carolina		0.2	2	2	2	0	0	1-0	0
4-6-18	Kentucky		1.0	1	0	0	1	1	1-0	0
4-14-18	Arkansas		0.2	1	0	0	0	1	1-0	0
4-17-18	Presbyterian		0.1	1	2	0	2	1	1-0	0

4-21-18	LSU		1.2	1	0	0	0	1	1-0	0
4-27-18	Vanderbilt		3.1	0	0	0	2	5	2-0	0
5-4-18	Ole Miss		2.0	3	1	1	1	2	3-0	0
5-9-18	Charleston		0.2	1	1	1	1	0	3-0	0
5-11-18	Missouri		1.0	2	0	0	0	2	3-0	0
5-17-18	Texas A&M		0.0	1	0	0	1	0	3-0	0
5-23-18	Arkansas		0.1	1	0	0	2	0	3-0	0
5-24-18	LSU		0.1	1	0	0	0	0	3-0	0

2019 SEASON

Date	Opponent	GS	IP	H	R	ER	BB	SO	W-L	S
2-15-19	Liberty		2.1	4	2	1	0	5	1-0	0
2-19-19	Winthrop	*	1.0	3	4	3	1	3	1-0	0
3-2-19	Clemson		1.0	0	0	0	1	2	1-0	0
3-5-19	The Citadel	*	6.1	1	0	0	3	12	2-0	0
3-10-19	Valpo		2.0	0	0	0	0	2	2-0	1
3-17-19	Georgia	*	4.0	1	0	0	3	6	2-0	1
3-23-19	Tennessee	*	3.2	5	2	2	1	1	2-0	1

#40 Wesley Sweatt - Fr. RHP

2019 SEASON

Date	Opponent	GS	IP	H	R	ER	BB	SO	W-L	S
2-22-19	Utah Valley		2.0	1	0	0	0	2	0-0	0
2-24-19	Utah Valley		1.0	0	0	0	0	1	0-0	0
2-26-19	App State		2.0	0	0	0	0	1	0-0	0
3-1-19	Clemson		1.2	3	1	1	1	1	1-0	0
3-8-19	Valpo	*	4.0	3	1	1	2	3	1-0	0
3-15-19	Georgia	*	5.0	5	5	4	0	1	1-1	0
3-22-19	Tennessee	*	3.1	10	8	6	2	0	1-2	0
3-26-19	N.C. A&T		3.1	1	0	0	0	2	1-2	0

#37 Cam Tringali - R-Fr. RHP

2019 SEASON

Date	Opponent	GS	IP	H	R	ER	BB	SO	W-L	S
2-16-19	Liberty		2.1	2	0	0	1	3	0-0	0
2-19-19	Winthrop		2.0	2	2	1	0	1	0-0	0
2-23-19	Utah Valley		2.0	1	0	0	1	3	0-0	0
2-26-19	App State		2.1	0	0	0	1	3	0-0	0
3-1-19	Clemson		1.2	1	0	0	1	2	0-0	0
3-3-19	Clemson		1.1	0	0	0	0	1	0-0	0
3-6-19	Gardner-Webb		2.0	3	1	0	0	1	0-0	0
3-8-19	Valpo		2.1	2	0	0	0	2	0-0	1
3-12-19	The Citadel		1.2	5	4	4	0	2	0-0	1
3-16-19	Georgia		2.1	0	0	0	0	3	0-0	1
3-19-19	Furman		0.1	1	0	0	0	0	0-0	1
3-23-19	Tennessee		1.2	1	0	0	0	3	1-0	1
3-24-19	Tennessee		2.2	0	0	0	2	3	1-0	1

Record: 16-9 Home: 12-6 Away: 4-2 Neutral: 0-1 SEC: 1-5

Player	avg	gp-gs	ab	r	h	2b	3b	hr	rbi	tb	slg%	bb	hp	so	gdp	ob%	sf	sh	sb-att	po	a	e	fld%	
5 TJ Hopkins	.327	25-25	104	26	34	6	3	8	25	70	.673	7	0	26	1	.366	1	0	7-8	52	2	1	.982	
7 Jacob Olson	.327	25-25	98	20	32	9	0	9	24	68	.694	8	4	18	2	.396	1	0	4-4	23	44	4	.944	
11 Andrew Eyster	.308	22-22	78	16	24	6	1	4	13	44	.564	9	2	29	1	.385	2	0	0-0	24	0	1	.960	
14 Luke Berryhill	.273	25-25	88	24	24	11	1	6	27	55	.625	17	4	21	0	.402	3	0	3-4	211	13	5	.978	
33 Chris Cullen	.247	23-22	77	12	19	6	0	4	14	37	.481	7	3	12	1	.330	1	3	0-0	182	10	1	.995	
2 Noah Campbell	.237	23-22	93	16	22	4	0	3	10	35	.376	8	2	21	0	.305	2	2	5-8	15	35	4	.926	
3 Brady Allen	.225	25-25	89	23	20	3	0	4	18	35	.393	19	2	33	2	.373	0	0	3-4	51	1	1	.981	

31 Joel Brewer	.333	7-1	12	0	4	1	0	0	1	5	.417	0	0	5	0	.333	0	0	0-0	2	1	0	1.000	
35 Jordan Holladay	.280	14-5	25	1	7	1	0	0	5	8	.320	1	0	8	0	.296	1	0	0-0	17	0	1	.944	
24 Ian Jenkins	.259	13-7	27	5	7	1	0	3	3	17	.630	4	0	13	0	.355	0	0	0-0	0	0	0	.000	
26 Quintin Perez	.174	18-16	46	13	8	1	0	0	3	9	.196	12	8	22	0	.424	0	1	1-2	6	20	1	.963	
6 George Callil	.174	18-16	46	6	8	3	1	1	7	16	.348	4	7	10	0	.328	1	1	0-0	30	49	3	.963	
38 Wes Clarke	.143	6-1	7	1	1	0	0	0	0	1	.143	0	0	3	0	.143	0	0	0-0	17	1	0	1.000	
10 Nick Neville	.105	16-11	38	1	4	1	0	0	2	5	.132	4	0	19	0	.190	0	0	0-0	5	24	2	.935	
12 Josiah Sightler	.000	7-2	10	0	0	0	0	0	0	0	.000	0	0	7	0	.000	0	0	0-0	26	2	0	1.000	
4 Jonah Beamon	.000	7-0	4	0	0	0	0	0	0	0	.000	1	0	2	0	.200	0	0	0-0	2	3	0	1.000	
8 Jacob English	.000	6-0	1	1	0	0	0	0	0	0	.000	0	0	1	0	.000	0	0	0-0	2	0	0	1.000	
Totals	.254	25	843	165	214	53	6	42	152	405	.480	101	32	250	7	.351	12	7	23-30	675	237	26	.972	
Opponents	.250	25	867	130	217	42	6	15	114	316	.364	90	14	245	14	.328	8	7	23-29	647	210	35	.961	

LOB - Team (183), Opp (181). DPs turned - Team (21), Opp (9). IBB - Team (1), Olson 1, Opp (2). Picked off - Berryhill 1, Callil 1, Hopkins 1.

(All games Sorted by Earned run avg)

Player	era	w-l	app	gs	cg	sho	sv	ip	h	r	er	bb	so	2b	3b	hr	b/avg	wp	hp	bk	sfa	sha
20 Reid Morgan	2.56	2-0	6	6	0	0/0	0	38.2	39	17	11	4	34	6	1	1	.255	1	1	0	1	1

28 Ridge Chapman	0.00	0-0	1	0	0	0/0	0	1.2	0	0	0	2	3	0	0	0	.000	1	0	0	0	1
37 Cam Tringali	1.82	1-0	13	0	0	0/0	1	24.2	18	7	5	6	27	3	0	0	.212	5	1	0	2	2
49 Brett Kerry	2.53	2-1	9	1	0	0/0	3	21.1	15	6	6	4	34	4	0	0	.195	0	0	0	0	1
36 TJ Shook	2.66	2-0	7	4	0	0/1	1	20.1	14	8	6	9	31	6	0	0	.189	8	3	1	0	1
15 Daniel Lloyd	4.32	2-1	7	2	0	0/0	0	8.1	6	6	4	7	9	2	0	1	.194	2	3	0	0	0
27 Gage Hinson	4.50	0-1	7	0	0	0/0	1	6.0	5	3	3	2	3	0	0	0	.227	1	1	0	0	0
40 Wesley Sweatt	4.84	1-2	8	3	0	0/0	0	22.1	23	15	12	5	11	5	1	1	.264	1	0	0	1	1
43 Hayden Lehman	4.91	0-1	7	1	0	0/0	0	7.1	7	4	4	4	7	1	0	0	.250	3	0	0	1	0
23 Sawyer Bridges	5.91	1-0	8	0	0	0/0	1	10.2	11	7	7	2	9	3	0	3	.282	1	1	0	2	0
21 Carmen Mlodzinski	5.91	0-0	3	3	0	0/0	0	10.2	13	9	7	11	11	2	0	1	.289	0	2	1	0	0
16 John Gilreath	7.56	2-1	10	1	0	0/1	0	16.2	21	15	14	9	16	4	1	2	.300	1	0	0	1	0
47 Dylan Harley	7.77	1-2	10	4	0	0/0	0	22.0	22	20	19	15	28	5	2	2	.253	1	0	1	0	0
44 Parker Coyne	7.88	2-0	8	0	0	0/0	0	8.0	14	7	7	6	14	1	1	3	.378	2	2	0	0	0
41 Cole Ganopulos	8.53	0-0	6	0	0	0/0	0	6.1	9	6	6	4	8	0	0	1	.321	2	0	0	0	0
Totals	4.44	16-9	25	25	0	1/1	7	225.0	217	130	111	90	245	42	6	15	.250	29	14	3	8	7
Opponents	5.97	9-16	25	25	0	1/1	3	215.2	214	165	143	101	250	53	6	42	.254	22	32	3	12	7

PB - Team (9), Berryhill 5, Clarke 3, Cullen 1, Opp (5). Pickoffs - Team (1), Kerry 1, Opp (3). SBA/ATT - Berryhill (19-24), Tringali (5-6), Gilreath (4-4), Harley (3-3), Ganopulos (2-3), Cullen (2-2), Bridges (1-2), Lehman (1-2), Morgan (2-2), Mlodzinski (1-2), Hinson (1-1), Coyne (1-1), R. Chapman (1-1), Shook (1-1), Clarke (1-1), Kerry (0-1).

Record: 1-5 Home: 0-3 Away: 1-2 SEC: 1-5

Player	avg	gp-gs	ab	r	h	2b	3b	hr	rbi	tb	slg%	bb	hp	so	gdp	ob%	sf	sh	sb-att	po	a	e	fld%	
33 Chris Cullen	.318	6-6	22	1	7	3	0	0	5	10	.455	1	1	2	1	.360	1	0	0-0	47	2	1	.980	
2 Noah Campbell	.235	5-4	17	2	4	2	0	0	0	6	.353	1	0	7	0	.278	0	1	3-3	1	3	1	.800	
7 Jacob Olson	.211	6-6	19	4	4	1	0	2	3	11	.579	3	3	7	1	.400	0	0	1-1	5	6	2	.846	
5 TJ Hopkins	.192	6-6	26	2	5	0	0	0	0	5	.192	0	0	5	0	.192	0	0	4-4	14	0	0	1.000	
14 Luke Berryhill	.190	6-6	21	4	4	1	0	1	1	8	.381	4	0	7	0	.320	0	0	0-0	47	3	0	1.000	
6 George Callil	.167	6-6	18	0	3	1	0	0	2	4	.222	1	1	3	0	.250	0	0	0-0	9	15	3	.889	
3 Brady Allen	.150	6-6	20	4	3	0	0	2	3	9	.450	4	0	9	0	.292	0	0	1-1	15	0	0	1.000	
26 Quinntin Perez	.125	5-5	16	1	2	0	0	0	1	2	.125	3	1	10	0	.300	0	0	0-1	5	17	1	.957	

35 Jordan Holladay	.500	2-0	2	0	1	1	0	0	1	2	1.000	0	0	0	0	.500	0	0	0-0	0	0	0	.000	
31 Joel Brewer	.400	2-0	5	0	2	0	0	0	0	2	.400	0	0	1	0	.400	0	0	0-0	1	1	0	1.000	
24 Ian Jenkins	.273	5-3	11	2	3	0	0	2	2	9	.818	1	0	6	0	.333	0	0	0-0	0	0	0	.000	
11 Andrew Eyster	.154	4-4	13	1	2	1	0	1	2	6	.462	0	0	9	0	.154	0	0	0-0	6	0	0	1.000	
10 Nick Neville	.000	4-2	7	0	0	0	0	0	0	0	.000	0	0	3	0	.000	0	0	0-0	2	3	0	1.000	
4 Jonah Beamon	.000	2-0	2	0	0	0	0	0	0	0	.000	0	0	1	0	.000	0	0	0-0	1	1	0	1.000	
Totals	.201	6	199	21	40	10	0	8	20	74	.372	18	6	70	2	.286	1	1	9-10	156	57	8	.964	
Opponents	.286	6	206	41	59	10	2	4	39	85	.413	26	6	45	4	.378	3	4	9-10	162	57	3	.986	

LOB - Team (42), Opp (48). DPs turned - Team (7), Opp (3). IBB - Team (0), Opp (1).

(SEC games only Sorted by Earned run avg)

Player	era	w-l	app	gs	cg	sho	sv	ip	h	r	er	bb	so	2b	3b	hr	b/avg	wp	hp	bk	sf	sha		
37 Cam Tringali	0.00	1-0	3	0	0	0/0	0	6.2	1	0	0	2	9	1	0	0	.050	1	1	0	0	1		
36 TJ Shook	2.35	0-0	2	2	0	0/0	0	7.2	6	2	2	4	7	1	0	0	.214	2	3	1	0	1		
49 Brett Kerry	4.26	0-1	2	0	0	0/0	1	6.1	5	3	3	4	9	2	0	0	.217	0	0	0	0	1		
20 Reid Morgan	4.82	0-0	2	2	0	0/0	0	9.1	13	7	5	3	7	1	0	0	.333	0	1	0	1	1		
40 Wesley Sweatt	10.80	0-2	2	2	0	0/0	0	8.1	15	13	10	2	1	3	1	1	.366	1	0	0	0	0		

43 Hayden Lehman	0.00	0-0	1	0	0	0/0	0	1.1	1	0	0	1	2	0	0	0	.250	0	0	0	0	0		
41 Cole Ganopulos	0.00	0-0	1	0	0	0/0	0	1.0	2	0	0	0	1	0	0	0	.400	0	0	0	0	0		
15 Daniel Lloyd	0.00	0-1	1	0	0	0/0	0	0.1	1	2	0	1	0	1	0	0	.333	0	0	0	0	0		
47 Dylan Harley	4.50	0-0	3	0	0	0/0	0	2.0	2	1	1	2	4	0	0	0	.250	0	0	0	0	0		
44 Parker Coyne	9.00	0-0	1	0	0	0/0	0	1.0	1	1	1	0	2	0	0	1	.250	0	0	0	0	0		
23 Sawyer Bridges	10.80	0-0	2	0	0	0/0	0	1.2	2	2	2	1	0	0	0	1	.400	1	0	0	1	0		
27 Gage Hinson	11.57	0-1	3	0	0	0/0	0	2.1	3	3	3	1	1	0	0	0	.333	1	1	0	0	0		
16 John Gilreath	15.75	0-0	2	0	0	0/0	0	4.0	7	7	7	5	2	1	1	1	.412	0	0	0	1	0		
Totals	5.88	1-5	6	6	0	0/0	1	52.0	59	41	34	26	45	10	2	4	.286	6	6	1	3	4		
Opponents	3.33	5-1	6	6	0	0/0	1	54.0	40	21	20	18	70	10	0	8	.201	2	6	0	1	1		

PB - Team (1), Berryhill 1, Opp (1). SBA/ATT - Berryhill (9-10), Tringali (3-3), Gilreath (3-3), Hinson (1-1), Lehman (0-1), Shook (1-1), Morgan (1-1).

GAMECOCK STREAKS

Multiple Hit Games	2	3	4	5+	Total
7 Jacob Olson	9	2	-	-	11
5 TJ Hopkins	5	2	2	-	9
11 Andrew Eyster	4	2	-	-	6
3 Brady Allen	6	-	-	-	6
33 Chris Cullen	5	-	-	-	5
2 Noah Campbell	4	1	-	-	5
14 Luke Berryhill	4	1	-	-	5
26 Quinttin Perez	3	-	-	-	3
24 Ian Jenkins	-	1	-	-	1
31 Joel Brewer	1	-	-	-	1
6 George Callil	1	-	-	-	1
10 Nick Neville	1	-	-	-	1
TEAM	43	9	2	0	54

Multiple RBI Games	2	3	4	5+	Total
14 Luke Berryhill	3	2	1	1	7
5 TJ Hopkins	3	2	2	-	7
33 Chris Cullen	3	-	-	1	4
7 Jacob Olson	1	-	2	1	4
3 Brady Allen	-	3	1	-	4
11 Andrew Eyster	3	-	-	-	3
2 Noah Campbell	2	1	-	-	3
6 George Callil	2	-	-	-	2
26 Quinttin Perez	1	-	-	-	1
TEAM	18	8	6	3	35

Hitting Streaks	Longest	Current
2 Noah Campbell	9	4
7 Jacob Olson	8	1
33 Chris Cullen	7	-
11 Andrew Eyster	6	-
5 TJ Hopkins	6	6
14 Luke Berryhill	5	1
3 Brady Allen	5	-
6 George Callil	3	1
10 Nick Neville	3	-
35 Jordan Holladay	3	-
26 Quinttin Perez	2	-
31 Joel Brewer	2	-
24 Ian Jenkins	2	-
38 Wes Clarke	1	-

Reached Base Streaks	Longest	Current
3 Brady Allen	21	-
14 Luke Berryhill	12	5
2 Noah Campbell	10	4
33 Chris Cullen	9	9
7 Jacob Olson	8	8
26 Quinttin Perez	7	-
11 Andrew Eyster	6	1
5 TJ Hopkins	6	6
35 Jordan Holladay	3	-
10 Nick Neville	3	-
6 George Callil	3	2
24 Ian Jenkins	3	3
31 Joel Brewer	2	-
4 Jonah Beamon	1	-
38 Wes Clarke	1	-

SEASON/CAREER STATS

2019 South Carolina Baseball
 Individual Season/Career Summary for South Carolina (as of Mar 27, 2019)
 (All games Sorted by Batting avg)

Record: 16-9 Home: 12-6 Away: 4-2 Neutral: 0-1 SEC: 1-5

Player	SEASON													CAREER												
	Avg	G-GS	AB	R	H	2B	3B	HR	RBI	BB	Hbp	SO	Sb-Att	Avg	G-GS	AB	R	H	2B	3B	HR	RBI	BB	Hbp	SO	Sb-Att
5 TJ Hopkins	.327	25-25	104	26	34	6	3	8	25	7	0	26	7-8	.305	157-135	534	119	163	30	8	16	95	55	7	134	36-44
7 Jacob Olson	.327	25-25	98	20	32	9	0	9	24	8	4	18	4-4	.274	145-143	554	97	152	39	1	27	87	35	14	108	11-12
11 Andrew Eyster	.308	22-22	78	16	24	6	1	4	13	9	2	29	0-0	.308	22-22	78	16	24	6	1	4	13	9	2	29	0-0
14 Luke Berryhill	.273	25-25	88	24	24	11	1	6	27	17	4	21	3-4	.273	25-25	88	24	24	11	1	6	27	17	4	21	3-4
33 Chris Cullen	.247	23-22	77	12	19	6	0	4	14	7	3	12	0-0	.236	147-126	445	64	105	25	0	13	70	55	14	104	3-4
2 Noah Campbell	.237	23-22	93	16	22	4	0	3	10	8	2	21	5-8	.258	70-64	256	50	66	7	3	6	23	31	6	54	12-16
3 Brady Allen	.225	25-25	89	23	20	3	0	4	18	19	2	33	3-4	.225	25-25	89	23	20	3	0	4	18	19	2	33	3-4
31 Joel Brewer	.333	7-1	12	0	4	1	0	0	1	0	0	5	0-0	.333	7-1	12	0	4	1	0	0	1	0	0	5	0-0
35 Jordan Holladay	.280	14-5	25	1	7	1	0	0	5	1	0	8	0-0	.211	21-8	38	2	8	2	0	0	5	2	0	15	0-0
24 Ian Jenkins	.259	13-7	27	5	7	1	0	3	3	4	0	13	0-0	.259	13-7	27	5	7	1	0	3	3	4	0	13	0-0
26 Quinntin Perez	.174	18-16	46	13	8	1	0	0	3	12	8	22	1-2	.174	18-16	46	13	8	1	0	0	3	12	8	22	1-2
6 George Callil	.174	18-16	46	6	8	3	1	1	7	4	7	10	0-0	.174	18-16	46	6	8	3	1	1	7	4	7	10	0-0
38 Wes Clarke	.143	6-1	7	1	1	0	0	0	0	0	0	3	0-0	.143	6-1	7	1	1	0	0	0	0	0	0	3	0-0
10 Nick Neville	.105	16-11	38	1	4	1	0	0	2	4	0	19	0-0	.105	16-11	38	1	4	1	0	0	2	4	0	19	0-0
12 Josiah Sightler	.000	7-2	10	0	0	0	0	0	0	0	0	7	0-0	.000	7-2	10	0	0	0	0	0	0	0	0	7	0-0
4 Jonah Beamon	.000	7-0	4	0	0	0	0	0	0	1	0	2	0-0	.000	7-0	4	0	0	0	0	0	0	1	0	2	0-0
8 Jacob English	.000	6-0	1	1	0	0	0	0	0	0	0	1	0-0	.000	6-0	1	1	0	0	0	0	0	0	0	1	0-0
Totals	.254	25-25	843	165	214	53	6	42	152	101	32	250	23-30													
Opponents	.250	25-25	867	130	217	42	6	15	114	90	14	245	23-29													

(All games Sorted by Earned run avg)

Player	SEASON													CAREER												
	ERA	W-L	App	GS	CG	Sho	Sv	IP	H	R	ER	BB	SO	ERA	W-L	App	GS	CG	Sho	Sv	IP	H	R	ER	BB	SO
20 Reid Morgan	2.56	2-0	6	6	0	0	0	38.2	39	17	11	4	34	2.56	2-0	6	6	0	0	0	38.2	39	17	11	4	34
28 Ridge Chapman	0.00	0-0	1	0	0	0	0	1.2	0	0	0	2	3	4.72	1-4	17	6	0	0	0	40.0	25	22	21	26	39
37 Cam Tringali	1.82	1-0	13	0	0	0	1	24.2	18	7	5	6	27	1.82	1-0	13	0	0	0	1	24.2	18	7	5	6	27
49 Brett Kerry	2.53	2-1	9	1	0	0	3	21.1	15	6	6	4	34	2.53	2-1	9	1	0	0	3	21.1	15	6	6	4	34
36 TJ Shook	2.66	2-0	7	4	0	0	1	20.1	14	8	6	9	31	2.47	5-0	28	4	0	0	1	47.1	46	17	13	24	58
15 Daniel Lloyd	4.32	2-1	7	2	0	0	0	8.1	6	6	4	7	9	4.32	2-1	7	2	0	0	0	8.1	6	6	4	7	9
27 Gage Hinson	4.50	0-1	7	0	0	0	1	6.0	5	3	3	2	3	3.86	0-1	10	0	0	0	1	11.2	7	5	5	5	5
40 Wesley Sweatt	4.84	1-2	8	3	0	0	0	22.1	23	15	12	5	11	4.84	1-2	8	3	0	0	0	22.1	23	15	12	5	11
43 Hayden Lehman	4.91	0-1	7	1	0	0	0	7.1	7	4	4	4	7	4.91	0-1	7	1	0	0	0	7.1	7	4	4	4	7
21 Carmen Mlodzinski	5.91	0-0	3	3	0	0	0	10.2	13	9	7	11	11	5.59	3-6	22	10	0	0	1	56.1	60	39	35	32	54
23 Sawyer Bridges	5.91	1-0	8	0	0	0	1	10.2	11	7	7	2	9	4.25	3-1	37	1	0	0	6	55.0	56	29	26	20	48
16 John Gilreath	7.56	2-1	10	1	0	0	0	16.2	21	15	14	9	16	5.24	2-2	34	4	0	0	1	56.2	60	38	33	27	60
47 Dylan Harley	7.77	1-2	10	4	0	0	0	22.0	22	20	19	15	28	7.77	1-2	10	4	0	0	0	22.0	22	20	19	15	28
44 Parker Coyne	7.88	2-0	8	0	0	0	0	8.0	14	7	7	6	14	4.40	3-1	27	0	0	0	0	30.2	29	18	15	19	40
41 Cole Ganopulos	8.53	0-0	6	0	0	0	0	6.1	9	6	6	4	8	8.53	0-0	6	0	0	0	0	6.1	9	6	6	4	8
Totals	4.44	16-9	25	25	0	1	7	225.0	217	130	111	90	245													
Opponents	5.97	9-16	25	25	0	1	3	215.2	214	165	143	101	250													



#17 MARK KINGSTON

HEAD COACH

2ND SEASON AT SOUTH CAROLINA - 10TH SEASON AS HEAD COACH NORTH CAROLINA (1995)

Mark Kingston was named the head baseball coach at the University of South Carolina on June 30, 2017. He became the 30th head coach in the history of Gamecock Baseball.

Kingston's first team at Carolina (2018) advanced to the Super Regionals in Arkansas after going 3-0 in the Greenville Regional at East Carolina. The Gamecocks won each of their last five SEC series in 2018, as Carolina swept LSU and won series against Vanderbilt, Ole Miss, Missouri and Texas A&M on its way to a third place finish in the SEC East (17-13) and fifth-place overall conference finish. Carolina handed Arkansas its only postseason loss until the College World Series championship series, defeating the Razorbacks 8-5 in game two of the super regional. The Carolina team finished seventh in the country in fielding percentage (.980) and 12th in home runs (79). Kingston coached 10 players that were picked in the 2018 MLB First-Year Player Draft and had 12 players selected to the Spring SEC Academic Honor Roll.

Kingston came to Carolina following a three-year stint as the head coach at USF. He compiled a 100-78-1 record while in Tampa, helping the Bulls to a pair of NCAA Regional appearances. Kingston owns a career mark of 326-215-1 in nine seasons as a head coach, including five at Illinois State, with four NCAA appearances in that nine-year span.

Kingston has helped lead 12 teams to NCAA Tournament berths as an assistant and head coach -- with five of those teams appearing in the NCAA Super Regionals, two participating in the College World Series and one winning a national championship. As a player at the University of North Carolina, Kingston was part of the 1989 Tar Heels squad that won an Atlantic Coast Conference regular-season title and advanced to the College World Series. He also helped UNC win the ACC Tournament and advance to the NCAA Regionals in 1990. As an assistant coach, Kingston helped the Miami Hurricanes capture the 2001 College World Series as the No. 1 overall seed. His 21-year collegiate coaching career also includes stops at Tulane, where he helped guide the Green Wave to the 2005 College World Series, and Purdue.

Kingston guided USF to a 42-19 mark in 2017, the first time since 1996 that the team had reached the 40-win mark. Under Kingston's leadership, the Bulls earned their second trip to the NCAA Tournament in three years. USF won 19-straight games from Feb. 19 - March 22, the second-longest streak in program history. During that streak, USF defeated then No. 3 Florida State in Tallahassee, its first victory against FSU since 1989. On May 9, the Bulls defeated then-No. 5 Florida in Gainesville. It marked the first time in program history that the Bulls beat both FSU and Florida on the road in the same season. The victories were just USF's second and third wins over top-five teams in program history. Kingston reached the 100-win mark at the helm of the program in the Gainesville Regional opener with a 9-1 win over Bethune-Cookman, making him the second-fastest coach in program history to reach 100 victories.

Kingston's Bulls dominated on the mound in 2017, posting a 3.24 team ERA and allowing 7.64 hits per nine innings, both in the top-10 nationally. The pitchers led the country with 10.1 strikeouts per nine innings and set a program record with 620 strikeouts. Offensively, shortstop Kevin Merrell set an American Athletic Conference record with a .384 average, the third-straight year he led the Bulls in hitting. Merrell was named an All-American by four separate publications and was named to the AAC First Team for a second-straight year. He was one of five Bulls named to All-American Athletic Conference teams, the most since 2009. Merrell was drafted by the Oakland Athletics with the 33rd overall pick in the MLB Amateur Draft, becoming the third-highest drafted player in program history. Overall, four USF players were selected in the draft, as Phoenix Sanders went in the 10th round to the Tampa Bay Rays, Joe Cavallaro was taken in the 24th round by the New York Mets and Ryan Valdes was selected in the 33rd round by the Pittsburgh Pirates.

In 2016, the Bulls recorded 517 strikeouts, logging back-to-back seasons of over 500 strikeouts for the first time in school history. Merrell posted a team-high .320 batting average and a first-team all-conference selection in the AAC. Pitcher Brandon Lawson also notched over 100 strikeouts on his way to a second-team all-conference honor. The Bulls won two series against ranked teams (No. 25 Michigan State, at No. 22 East Carolina), and had three players drafted - pitcher Tommy Eveld (ninth round, Arizona), pitcher Brandon Lawson (13th round, Tampa Bay), and outfielder Luke Maglich (34th round, Philadelphia).

Kingston made an immediate impact at USF in 2015, leading the Bulls to an NCAA Regional for the first time since 2002. Kingston and his staff increased the Bulls' 2014 win total by seven and earned the team's first NCAA Tournament win in 13 years. Coach Kingston's guidance helped produce four players who were drafted by Major League Baseball clubs, including pitcher Jimmy Herget (sixth round, Cincinnati), pitcher Tommy Peterson (12th round, Washington), infielder Kyle Teaf (30th round, Tampa Bay), and pitcher Casey Mulholland (37th round, Dodgers). Merrell was recognized as a Louisville Slugger Freshman All-American, and catcher Levi Borders was named to the Johnny Bench Watch list and was a unanimous selection on The American's First Team. Herget was also named to The American's First Team, and Peterson earned second-team honors. Merrell, first baseman Buddy Putnum, and Teaf were also named to the NCAA Gainesville Regional All-Tournament team.

Kingston came to USF with a long track record as a top-level recruiter and a producer of offensively explosive teams. He spent 2010-2014 as the head coach at Illinois State University, where he led the Redbirds to two MVC regular season championships and one conference tournament title while twice breaking the program's season wins record. He won more than 30 games in each of his five seasons at ISU, a program-record string that included a season-record 39 wins in 2013. He reached the MVC Tournament championship game three times and compiled an overall record of 173-102 (.629 win-

2 NCAA Championships, 3 SEC Championships, 7 SEC East Titles, 32 NCAA Appearances

ning percentage). Kingston was twice named a "Rising College Coach" by Kendall Rogers of Perfect Game USA during a five-year tenure at Illinois State (2010-2014) in which he earned MVC Coach of the Year honors in 2010 and 2013 and helped 18 Redbirds earn First-Team all-MVC honors. Two of his players were named MVC Player or Pitcher of the Year and eight were selected in the Major League Baseball First-Year Player Draft.

Kingston led ISU to rapid success, as the Redbirds ranked second in conference wins (64) from 2010-14 while posting two first-place finishes and no worse than a fourth-place conclusion in the MVC. His overall winning percentage of .629 and average of 35 wins per season were a strong improvement over previous seasons. ISU's average RPI rating of 69.50 from 2010-13 ranked fifth among all northern Division I programs and Kingston's recruiting classes contained 15 players ranked in the Top-20 in the state of Illinois by Prep Baseball Report, more than any other university.

He took over the ISU program after serving one season as the team's associate head coach and promptly posted the most successful first-year head coaching stint in program history. Kingston led the 2010 Redbirds to their first-ever share of the MVC regular-season title, their first MVC Tournament title since 1994 and their first NCAA Tournament victory since 1976. ISU's 32-24 record was the most wins for the Redbirds since 1999.

In 2011, Kingston guided the team to a then-record season win total (36-18), including a marquee victory at Miami (Fla.), and placed seven players on the All-MVC team. The following year (2012) ISU went 33-19 and posted a 10-game win-streak, the program's longest since 1984. Closer Kenny Long was selected by the Houston Astros in the 22nd round of the MLB First-Year Player Draft, marking three-consecutive seasons in which a Redbird was selected in the MLB draft.

In 2013, Kingston guided ISU to a program-best 39 wins (39-19), posted a school-record 12-game winning streak, won the MVC outright for the first time in school history and set a Valley-record with eight first-team All-MVC selections. Offensively, ISU paced the MVC in batting average, on-base percentage, slugging percentage and home runs and the pitching staff fired a program-record 13 complete games, including 10 shutouts.

Prior to his stint at ISU, Kingston was part of 500 wins (500-279-2) in 13 seasons as an assistant coach and was widely respected as one of the top assistants in the nation. He spent the previous seven years at Tulane University, serving as recruiting coordinator throughout his tenure and as associate head coach the final five seasons with the responsibility of overseeing recruiting, coaching hitters and developing catchers and infielders.

At Tulane, Kingston's recruiting and coaching efforts helped the Green Wave to six postseason appearances, two NCAA Super Regionals and a berth in the 2005 College World Series. The 2005 Green Wave team was seeded as the top team overall while also receiving the top academic honor in Omaha. Tulane averaged nearly 42 wins per season with Kingston on staff.

Kingston recruited or coached seven players who became All-Americans at Tulane, including James Jurries (2002) and Michael Aubrey (2003). The Green Wave sluggers became the first hitters in 18 years to hit .400 for the season and both earned Conference USA Player of the Year recognition. Aubrey was selected by the Cleveland Indians 11th overall in 2003, the highest Tulane player ever taken in the draft.

Prior to Tulane, Kingston spent two years at Miami (Fla.), where he helped the Hurricanes capture the 2001 College World Series as the No. 1 overall seed. While at Miami, the Hurricanes finished with top-five school single-season marks in batting average, runs scored and slugging percentage, and led the nation with 228 stolen bases in 2001. In the run to the 2001 national title, the 'Canes had an NCAA-best 17-0 run to end the season and set a College World Series record with 12.3 runs per game while hitting .373 as a team in Omaha.

Kingston spent one year as an assistant at Illinois State, helping the 1999 Redbirds set then-school records for wins in a season (35), runs scored, RBI, doubles, hits and walks, while finishing second in school history in home runs, total bases and batting average.

Kingston began his coaching career with two seasons at Purdue, helping the Boilermakers post three of the top-seven batting averages in school history and place five position players on the All-Big Ten team after not posting any the year before his arrival.

A 1995 graduate of North Carolina with a degree in communications, Kingston was part of the 1989 Tar Heels squad that won an Atlantic Coast Conference regular-season title and advanced to the College World Series. He also helped the team win the ACC Tournament and advance to NCAA Regionals in 1990 as a sophomore. Kingston received the Trippe Bourne "Most Dedicated Player" Award for his outstanding work ethic and leadership during his junior campaign, and was named a team captain his senior season.

Drafted by the Milwaukee Brewers out of North Carolina in 1992, the Northern Virginia native played professionally for five seasons with Milwaukee and the Chicago Cubs organizations.

Kingston attended Potomac High School (Virginia), where he developed into a Collegiate Baseball Top-50 Prospect and was drafted by the New York Yankees after leading his team to the 1988 state championship. In 2006, Kingston was inducted into the Potomac Hall of Fame.

Kingston and his wife, the former Letitia Kelly, have three children, Kailyn Grace, Cameron James and Kathryn Patricia. He also wrote and produced two instructional videos for Championship Productions, "Keys to Consistent Hitting" and "Catching Drills and Fundamentals." He also was the only assistant coach chosen to write a chapter in "The Baseball Drill Book" produced by the American Baseball Coaches Association.

THE KINGSTON FILE

326-215-1 Overall Coaching Record

Birthdate: May 16, 1970
 Birthplace: Buffalo, N.Y.
 High School: Potomac (Dumfries, Va.)
 College: North Carolina (1995)

COACHING EXPERIENCE

(22 YEARS)

Present University of South Carolina
 Head Coach
 2015-17 University of South Florida
 Head Coach
 2010-14 Illinois State University
 Head Coach
 2009 Illinois State University
 Assistant Coach
 2002-08 Tulane University
 Assistant Coach
 2000-01 University of Miami
 Assistant Coach
 1999 Illinois State University
 Assistant Coach
 1997-98 Purdue University
 Assistant Coach

COACHING ACHIEVEMENTS

- One National Championship (Miami, 2001)
- Two College World Series Appearances (2001, 2005)
- Five Super Regional Appearances (2000, '01, '04, '05, '18)
- 12 NCAA Tournament Appearances
- 2010 MVC Tournament Champions
- 2013 MVC Regular Season Champions

ATHLETIC EXPERIENCE

- University of North Carolina (1989-92)
- Helped the Tar Heels to the 1989 College World Series and the 1990 ACC Tournament title
- Drafted by Milwaukee in the 1992 MLB Draft
- Spent five season in pro baseball with Milwaukee and the Chicago Cubs
- Drafted by the New York Yankees out of high school

2 NCAA Championships, 3 SEC Championships, 7 SEC East Titles, 32 NCAA Appearances



South Carolina Spring 2019 Numerical Roster

ACTIVE ROSTER

No.	Name	Pos.	B-T	Ht.	Wt.	Cl.-Exp.	Hometown	Previous School
2	Noah Campbell	INF	S-R	6-0	200	So.-1L	Durham, N.C.	Cardinal Gibbons HS
3	Brady Allen	OF	R-L	6-0	212	Fr.-HS	Lakeland, Fla.	George Jenkins HS
4	Jonah Beamon	INF	S-R	5-6	172	Fr.-HS	Charlotte, N.C.	Charlotte Christian HS
5	TJ Hopkins	OF	R-R	6-0	195	Sr.-3L	Summerville, S.C.	Summerville HS
6	George Callil	INF	R-R	6-4	187	Jr.-JC	Melbourne, Australia	McLennan CC
7	Jacob Olson	UTIL	R-R	6-0	200	Sr.-2L	Monroe, Ga.	West Georgia Tech JC
8	Jacob English	INF	R-R	5-9	161	Fr.-HS	Murrells Inlet, S.C.	Saint James HS
10	Nick Neville	INF	L-R	6-0	194	Jr.-JC	Fairfax, Va.	San Jacinto CC
11	Andrew Eyster	OF	R-R	6-3	210	So.-JC	Ocala, Fla.	Santa Fe College
12	Josiah Sightler	INF/LHP	L-L	6-3	216	Fr.-HS	Gaston, S.C.	Swansea HS
13	Graham Lawson	RHP	R-R	6-1	227	Sr.-2L	Woodruff, S.C.	Spartanburg Methodist College
14	Luke Berryhill	C	R-R	6-1	227	Jr.-JC	Canton, Ga.	Walters State CC
15	Daniel Lloyd	RHP	R-R	6-1	211	Fr.-HS	Summerville, S.C.	Summerville HS
16	John Gilreath	LHP	L-L	5-11	183	So.-1L	Rock Hill, S.C.	Northwestern HS
20	Reid Morgan	RHP	R-R	6-0	187	Jr.-JC	Kingwood, Texas	San Jacinto CC
21	Carmen Mlodzinski	RHP	R-R	6-2	216	So.-1L	Hilton Head, S.C.	Hilton Head HS
22	Logan Chapman	RHP	R-R	6-1	189	So.-1L	Liberty, S.C.	Easley HS
23	Sawyer Bridges	RHP	R-R	5-11	190	Jr.-2L	Summerville, S.C.	Summerville HS
24	Ian Jenkins	OF	R-R	5-11	222	Fr.-RS	Suwanee, Ga.	Collins Hill HS
26	Quinntin Perez	INF	S-R	5-8	194	Jr.-JC	Orcutt, Calif.	Allan Hancock College
27	Gage Hinson	RHP	R-R	6-3	200	Sr.-1L	Lancaster, S.C.	Spartanburg Methodist College
28	Ridge Chapman	RHP	R-R	6-0	210	Sr.-1L	Taylors, S.C.	Spartanburg Methodist College
31	Joel Brewer	OF	R-R	5-11	190	Fr.-HS	Tampa, Fla.	Tampa Jesuit HS
33	Chris Cullen	C	R-R	6-5	221	Sr.-3L	Cumming, Ga.	West Forsyth HS
35	Jordan Holladay	INF	R-R	5-11	226	Fr.-RS	Sumter, S.C.	Sumter HS
36	TJ Shook	RHP	R-R	6-3	209	So.-1L	Irmo, S.C.	Dutch Fork HS
37	Cam Tringali	RHP	R-R	6-4	218	Fr.-RS	Columbia, S.C.	Cardinal Newman HS
38	Wes Clarke	C	R-R	6-2	207	Fr.-HS	Forest, Va.	Liberty Christian Academy
40	Wesley Sweatt	RHP	R-R	6-2	203	Fr.-HS	Rock Hill, S.C.	Northwestern HS
41	Cole Ganopulos	LHP	L-L	6-0	215	Jr.-JC	Jonesboro, Ga.	Chattahoochee Valley CC
43	Hayden Lehman	RHP	R-R	6-0	206	Jr.-JC	Marietta, Ga.	Walters State CC
44	Parker Coyne	RHP	R-R	6-2	191	So.-1L	Suwanee, Ga.	North Gwinnett HS
47	Dylan Harley	LHP	L-L	6-2	209	Fr.-HS	Summerville, S.C.	Cane Bay HS
48	Julian Bosnic	LHP/OF	L-L	6-2	205	Fr.-HS	Lutz, Fla.	Berkeley Prep
49	Brett Kerry	RHP	R-R	5-11	190	Fr.-HS	Clemmons, N.C.	Wesleyan Christian Academy

Coaching Staff

- HEAD COACH**
- ASSISTANT COACH**
- ASSISTANT COACH/PITCHING**
- ASSISTANT COACH**
- STUDENT ASSISTANT COACH**
- DIRECTOR OF PLAYER DEVELOPMENT**
- DIRECTOR OF OPERATIONS**
- DIRECTOR OF SPORT PERFORMANCE**
- ATHLETIC TRAINER**
- DIRECTOR OF EQUIPMENT**

- GRADUATE ASSISTANT ATHLETIC TRAINER**
- BULLPEN CATCHERS**
- STUDENT MANAGERS**

- STUDENT ATHLETIC TRAINERS**

- 17 Mark Kingston (2nd season as head coach) (North Carolina, 1995)
- 39 Mike Current (2nd season) (Blackburn, 2005)
- 25 Skylar Meade (2nd season) (Louisville, 2007)
- 19 Stuart Lake (3rd/7th season) (Charleston Southern, 1994)
- 46 Justin Row
- Trip Couch
- Tyson Lusk
- Billy Anderson
- Bryan Wells
- Ryan Fischer

- Dan Spaulding
- Sam Jones, Michael Silvestre
- Chipper Brown, Blaire Epting, Lauren Greenlee, Holden Harkey, Gordon Lisle,
- Gavin Pence, Alex Wright
- Emily Buccigross, Will Cosby, Hannah Davis

Pronunciations

- George Callil CAH-leel
- Andrew Eyster EYE-stur
- Cole Ganopulos juh-KNOP-ah-lus
- Carmen MLODZINSKI
- muh-GIN-skee
- Cam Tringali trin-GAL-ee



#2 NOAH
CAMPBELL



#3 BRADY
ALLEN



#4 JONAH
BEAMON



#5 TJ
HOPKINS



#6 GEORGE
CALLIL



#7 JACOB
OLSON



#8 JACOB
ENGLISH



#10 NICK
NEVILLE



#11 ANDREW
EYSTER



#12 JOSIAH
SIGHTLER



#13 GRAHAM
LAWSON



#14 LUKE
BERRYHILL



#15 DANIEL
LLOYD



#16 JOHN
GILREATH



#20 REID
MORGAN



#21 CARMEN
MLODZINSKI



#22 LOGAN
CHAPMAN



#23 SAWYER
BRIDGES



#24 IAN
JENKINS



#26 QUINNTIN
PEREZ



#27 GAGE
HINSON



#28 RIDGE
CHAPMAN



#31 JOEL
BREWER



#33 CHRIS
CULLEN



#35 JORDAN
HOLLADAY



#36 TJ
SHOOK



#37 CAM
TRINGALI



#38 WES
CLARKE



#40 WESLEY
SWEATT



#41 COLE
GANOPULOS



#43 HAYDEN
LEHMAN



#44 PARKER
COYNE



#47 DYLAN
HARLEY



#48 JULIAN
BOSNIC



#49 BRETT
KERRY



MARK KINGSTON
HEAD COACH



MIKE CURRENT
ASSISTANT COACH



SKYLAR MEADE
ASSISTANT COACH



STUART LAKE
ASSISTANT COACH



TRIP COUCH
DIR. OF PLAYER
DEVELOPMENT



JUSTIN ROW
STUDENT
ASSISTANT COACH



TYSON LUSK
DIR. OF OPERATIONS



BILLY ANDERSON
DIR. OF SPORT
PERFORMANCE



RYAN FISCHER
DIR. OF EQUIPMENT



BRYAN WELLS
ATHLETIC
TRAINER