

AUBURN SWIMMING & DIVING

AUBURN ATHLETICS COMMUNICATIONS: 392 SOUTH DONAHUE DRIVE || AUBURN, AL 36830 || AUBURNTIGERS.COM || @AUBURNWIMDIVE



2019 NCAA Swimming & Diving Championships



March 27-30 | 10:00 am Prelims | 6:00 pm Finals
Austin, Texas | Jamail Texas Swimming Center

#NCAAMSD19

» Auburn will bring six invited swimmers and one diver to the NCAA Championships ... Auburn is tied for the 15th-most selected swimmers, with Texas leading the nation with 16 ... The six invited swimmers are Foster Ballard, Tommy Brewer, Josh Dannhauser, Santiago Grassi, Liam McCloskey and Spencer Rowe ... In addition, diver Conner Pruitt advanced to the championships out of the Zone B Diving Championships ... Auburn will also bring four relay alternates in David Crossland, Christian Ginieczki, Owen Upchurch and Matthew Yish.

AUBURN AT THE NCAA CHAMPIONSHIPS

» Auburn has won eight NCAA titles in program history, the most recent in 2009 when it completed a eight titles in 13-year span ... Auburn's eight NCAA Championships is the fourth-most in Division I trailing only Texas (14), Michigan (12), Ohio State (11) and USC (9) and tied with Stanford (8) ... Auburn also has four runner-up finishes and 34 top-10 finishes overall ... Auburn is looking for its first top-10 finish since the 2016 season.

Men's NCAA Championship History

Year	Finish (Points)	Coach
1974	17th (18)	Reese
1975	8th (88)	Reese
1976	8th (87)	Reese
1977	5th (155)	Reese
1978	2nd (185)	Reese
1979	6th (160)	Quick
1980	5th (168)	Quick
1981	5th (146)	Quick
1982	11th (81)	Quick
1983	9th (78.5)	Asmuth
1984	8th (88.5)	Asmuth
1985	10th (121)	Asmuth
1986	t-14th (67)	Asmuth
1987	t-14th (69)	Asmuth
1988	15th (64)	Asmuth
1989	22nd (49)	Asmuth
1990	--	Asmuth
1991	20th (42)	Marsh
1992	15th (85)	Marsh
1993	6th (215)	Marsh
1994	4th (301.5)	Marsh
1995	3rd (393)	Marsh
1996	2nd (443.5)	Marsh
1997	1st (496.5)	Marsh
1998	2nd (394.5)	Marsh
1999	1st (467.5)	Marsh
2000	2nd (385)	Marsh
2001	7th (236)	Marsh
2002	3rd (365.5)	Marsh
2003	1st (609.5)	Marsh
2004	1st (634)	Marsh
2005	1st (491)	Marsh
2006	1st (480.5)	Marsh
2007	1st (566)	Marsh
2008	5th (316)	Quick
2009	1st (526)	Quick & Hawke
2010	6th (277.5)	Hawke
2011	6th (269.5)	Hawke
2012	6th (254.5)	Hawke
2013	8th (226.5)	Hawke
2014	6th (230)	Hawke
2015	9th (182)	Hawke
2016	10th (167)	Hawke
2017	12th (127.5)	Hawke
2018	12th (98.5)	Hawke
2019		Taylor

» Auburn has collected 30 individual NCAA titles and 29 relay titles, the last coming in 2014 when Marcelo Chierighini, James Disney-May, Arthur Mendes and Kyle Darmody won the 400 free relay ... Cesar Cielo collected a program-best 10 titles during her career (four individual, six relay) followed by Brett Hawke with nine (one individual, eight relay) and Rowdy Gaines with eight (five individual, three relay) ... Auburn has collected eight 50 free titles, six 200 IM titles, nine 200 free relay titles, eight 400 free relay titles and seven 200 medley relay titles.

READING THE PSYCH SHEET

» In reading the pre-selection psych sheet, Auburn is projected to score 24 points without diving, which places it 25th ... Auburn has one top-16 relay (200 FR - 13th) as well as two Top-16 individuals in Liam McCloskey (100 fly - 6th) and Santiago Grassi (50 free - 14th).

BEEN THERE, DONE THAT

» Tommy Brewer, Santiago Grassi and Liam McCloskey have each earned NCAA All-America honors previously in their careers. McCloskey has earned four All-America honors over the past two years, all on relays, while Grassi has three, also all on relays, and Brewer two, which included a Top-16 finish in the 200 breast a year ago.

AUBURN MEN'S NCAA ROSTER

Name	Year	Selected Events	Hometown
Foster Ballard	Sr.	100 Fly, 200 Fly	Eclectic, Ala.
Tommy Brewer	Sr.	100 Breast, 200 Breast, 200 IM	Bend, Ore.
David Crossland*	Jr.	Relay Alt.	Hockessin, Del.
Josh Dannhauser	So.	500 Free, 1650 Free	Durban, South Africa
Christian Ginieczki*	So.	Relay Alt.	Herndon, Va.
Santiago Grassi	Jr.	50 Free, 100 Free, 100 Fly	Santa Fe, Argentina
Liam McCloskey	Sr.	50 Free, 100 Free, 100 Fly	Carlsbad, Calif.
Conner Pruitt	Fr.	1-Meter, 3-Meter, Platform	Opelika, Ala.
Spencer Rowe	So.	100 Breast, 200 Breast	Gainesville, Va.
Owen Upchurch*	Jr.	Relay Alt.	Boerne, Texas
Matthew Yish*	Fr.	Relay Alt.	Byfield, Mass.

Coaching Staff: Gary Taylor (Head Coach), Jeff Shaffer (Head Diving Coach), Michael Joyce (Assistant Coach), Jeana Kempe (Assistant Coach), Gideon Louw (Assistant Coach), Duncan Sherrard (Assistant Coach), John Carroll, Jr. (Volunteer Assistant Coach), Allyson Sweeney (Volunteer Assistant Coach), Hillary Henderson (Director of Operations)



FOSTER BALLARD
Senior
Eclectic, Ala. | Elmore County

First NCAA Appearance

Ballard's Top Times At Auburn

50 Free	21.46	Georgia Tech Invitational	11-15-18
100 Fly	45.60	SEC Championships	2-21-19
200 Fly	1:42.11	SEC Championships	2-22-19
100 Back	52.54	Auburn Invite	2-9-19
200 Breast	2:13.81	Florida State/Wisconsin	1-29-16
200 IM	1:46.45	SEC Championships	2-15-17
400 IM	3:56.30	Bulldog Invite	2-27-16



JOSH DANNHAUSER
Sophomore
Durban, South Africa | Westville Boys

Previous NCAA Individual Results

		2018	
1650 Free		39th	15:07.88

Dannhauser's Top Times At Auburn

200 Free	1:37.32	SEC Championships	2-21-19
500 Free	4:17.16	SEC Championships	2-20-19
1000 Free	8:58.96*	SEC Championships	2-18-18
1650 Free	14:52.29	SEC Championships	2-18-18
100 Back	52.44	Auburn Invite	2-9-19
400 IM	3:56.63	Georgia Tech Invite	11-16-18



TOMMY BREWER
Senior
Bend, Ore. | Summit

Previous NCAA Individual Results

	2018		
100 Breast	25th		52.94
200 Breast	15th	1:54.27/1:55.66	
400 MR	13th		

	2017		
100 Breast	43rd		53.61
200 Breast	19th	1:54.85	
200 IM	24th	1:44.57	

Brewer's Top Times At Auburn

50 Free	20.45*	Georgia Invite	12-1-17
100 Free	44.34*	Georgia Tech Invite	11-17-18
200 Free	1:42.17	LSU	10-28-16
100 Breast	52.51	SEC Championships	2-22-19
200 Breast	1:54.06	Bulldog Invite	2-25-17
200 IM	1:44.57	NCAA Championships	3-23-17
400 IM	3:58.61	Georgia Invite	12-2-17



SANTIAGO GRASSI
Junior
Santa Fe, Argentina | San Ezequiel Moreno

Previous NCAA Individual Results

	2018		
50 Free	35th		19.57
100 Fly	T-19th		45.75
200 FR	11th		
400 FR	T-7th		
400 MR	13th		
200 MR	22nd		

	2017		
50 Free	46th		20.05
100 Fly	T-29th		46.31
200 Fly	34th		1:45.03

Grassi's Top Times At Auburn

50 Free	19.23	SEC Championships	2-20-19
100 Free	43.32*	SEC Championships	2-23-19
100 Fly	45.60	SEC Championships	2-21-19
200 Fly	1:43.05	SEC Championships	2-22-19



LIAM McCLOSKEY
Senior
Carlsbad, Calif. | La Costa Canyon

Previous NCAA Individual Results
2018

100 Fly	22nd	45.80
200 FR (P)	11th	
400 FR	T-7th	
800 FR	17th	
200 MR	22nd	

2017

50 Free	44th	19.93
100 Fly	T-24th	46.16
200 Fly	39th	1:46.50
200 MR	T-14th	
400 MR	10th	

McCloskey's Top Times

50 Free	19.75	SEC Championships	2-20-19
100 Free	43.17	SEC Championships	2-23-19
200 Free	1:36.71	Auburn Invite	2-3-18
100 Fly	45.11	SEC Championships	2-21-19
200 Fly	1:45.41	SEC Championships	2-17-17




CONNER PRUITT
Freshman
Opelika, Ala. | Opelika

First NCAA Appearance

Pruitt's Top Scores

1-Meter	343.90	Zone B Championships	3-12-19
3-Meter	378.08	Florida	1-26-19
Platform	386.25	Zone B Championships	3-13-19



SPENCER ROWE
Sophomore
Gainesville, Va. | Patriot

First Appearance • Attended 2018 as Relay Alternate but did not swim

Rowe's Top Times


50 Free	21.18*	S. Carolina	11-4-17
200 Free	1:40.66	Auburn Invite	2-3-18
100 Back	51.68	Auburn Invite	2-3-18
100 Breast	53.38	SEC Championships	2-22-19
200 Breast	1:54.02	SEC Championships	2-23-19
200 IM	1:48.59	SEC Championships	2-15-18
400 IM	3:56.92	Georgia Invite	12-2-17



DAVID CROSSLAND
Junior
Hockessin, Del. | The Tatnall School

Crossland's Top Times

50 Free	21.93*	Texas	1-8-18
100 Free	47.28*	Alabama	12-7-18
100 Back	47.22	SEC Championships	2-22-19
200 Back	1:44.58	SEC Championships	2-23-19
100 Fly	47.46	Auburn Invite	2-3-18
100 Breast	58.21	Auburn Invite	2-9-19
200 IM	1:52.74	Georgia Invite	12-1-17



CHRISTIAN GINIECZKI
Sophomore
Herndon, Va. | Herndon

Ginieczki's Top Times


50 Free	21.36	Georgia Tech Invite	11-15-18
100 Free	46.45*	Georgia Tech Invite	11-17-18
100 Back	47.67	Auburn Invite	2-3-18
200 Back	1:45.19	SEC Championships	2-23-19
100 Fly	47.52	SEC Championships	2-21-19
200 Fly	1:47.36	Auburn Invite	2-4-18



OWEN UPCHURCH
Junior
Boerne, Texas | Champion

Upchurch's Top Times

50 Free	20.17	SEC Championships	2-20-19
100 Free	43.98	Georgia Invite	12-3-17
200 Free	1:36.49	SEC Championships	2-21-19
500 Free	4:22.92	SEC Championships	2-20-19
100 Fly	49.64	Auburn Invite	2-9-19



MATTHEW YISH
Freshman
Byfield, Mass. | St. John's

Yish's Top Times

50 Free	19.99	SEC Championships	2-20-19
100 Free	44.62	SEC Championships	2-23-19
100 Fly	48.17	SEC Championships	2-21-19

2018-19 MEN'S TEAM RESULTS

Date	Meet (AU Rank)	Site	Result/Time	Dual Record
Oct. 26	at #16 Virginia (RV)	Charlottesville, Va.	L, 200-129	0-1, 0-0 SECs
Nov. 9	at #15 Tennessee (RV)	Knoxville, Tenn.	L, 233-66	0-2, 0-1 SEC
Nov. 15-17	at Georgia Tech Fall Invite	Atlanta, Ga.	6th, 540.5 pts	--
Dec. 7	at #18 Alabama	Tuscaloosa, Ala.	L, 160-140	0-3, 0-2 SEC
Jan. 5	#20 GEORGIA TECH	AUBURN	W, 164-94	1-3, 0-2 SEC
Jan. 10	#2 TEXAS	AUBURN	L, 164-131	1-4, 0-2 SEC
Jan. 26	#6 FLORIDA (25)	AUBURN	L, 182-118	1-5, 0-3 SEC
Feb. 8-10	AUBURN INVITATIONAL	AUBURN	ALL DAY	--
Feb. 19-23	at SEC Championships	Athens, Ga.	8th, 661.5 pts	--

INDIVIDUAL WINS

Name	Event	Meet
Tommy Brewer	100 Breast	Ga. Tech
	200 Breast	Alabama/Texas
David Crossland	100 Back	Ga. Tech
	200 Back	Ga. Tech
Josh Dannhauser	500 Free	Alabama/Texas
	1000 Free	Alabama/Ga. Tech
Christian Ginieczki	200 Back	UVA
Santiago Grassi	100 Fly	Alabama/Ga. Tech/Texas
	200 Fly	Alabama/Ga. Tech
Christian Sztolcman	200 Free	UVA
Scott Lazeroff	1-Meter	UVA/Florida
Liam McCloskey	50 Free	Texas/Florida
	100 Free	Ga. Tech/Texas
Russell Noletto	500 Free	Ga. Tech
	400 IM	Tenn./Ga. Tech
Conner Pruitt	1-Meter	Alabama
	3-Meter	UVA/Alabama/Florida
	Platform	GTL/Ga. Diving Invite
Spencer Rowe	200 Breast	Ga. Tech
Owen Upchurch	200 Free	Ga. Tech

RELAY WINS

Name	Event	Meet
McCloskey, Grassi, Brewer, Yish	200 FR	UVA
Brewer, McCloskey, Sztolcman, Upchurch	400 FR	Ga. Tech
Crossland, Brewer, Grassi, McCloskey	200 MR	Ga. Tech
Crossland, Brewer, McCloskey, Grassi	200 MR	Florida

ZONE DIVING QUALIFYING SCORES

Name	Event	Best Qualifying Score
Logan Andrews	1-Meter	310.28
	3-Meter	337.88
Scott Lazeroff	1-Meter	339.08
	3-Meter	388.80
	Platform	367.65
Conner Pruitt	1-Meter	343.43
	3-Meter	378.08
	Platform	381.90

A CUTS (PRIOR TO NCAA CHAMPIONSHIPS)

Name	Event	Best Qualifying Time
Liam McCloskey	100 Fly	45.11
Grassi, McCloskey, Brewer, Yish	200 FR	1:17.11
Crossland, Brewer, McCloskey, Grassi	200 MR	1:24.35

B CUTS (PRIOR TO NCAA CHAMPIONSHIPS)

Name	Event	Best Qualifying Time
Foster Ballard	100 Fly	46.43
	200 fly	1:42.11
Tommy Brewer	100 Breast	52.51
	200 Breast	1:54.73
	200 IM	1:44.87
David Crossland	100 Back	47.22
	200 Back	1:44.58
Josh Dannhauser	500 Free	4:17.16
	1650 Free	14:53.37
Brogan Davis	200 IM	1:46.48
Santiago Grassi	50 Free	19.23
	100 Free	43.42
	100 Fly	45.60
	200 Fly	1:43.05
Bryan Lee	1650 Free	15:17.23
Aryan Makhija	500 Free	4:22.92
	1650 Free	15:03.82
Liam McCloskey	50 Free	19.75
	100 Free	43.17
Russell Noletto	500 Free	4:18.75
	1650 Free	15:25.17
	400 IM	3:50.06
Spencer Rowe	100 Breast	53.38
	200 Breast	1:54.02
Christian Sztolcman	200 Free	1:35.17
Grassi, McCloskey, Sztolcman, Brewer	400 FR	2:53.12
Crossland, Brewer, McCloskey, Grassi	400 MR	3:08.28

CONFERENCE & NATIONAL RECOGNITIONS

Name	Award	Date
------	-------	------

2017-18 TOP TIMES & DIVES - BY EVENT

50 Yard Freestyle (A - 19.00; B - 19.96)
AU Record: Cesar Cielo - 18.47 (2008)
NCAA Record: Caeleb Dressel, Florida - 17.63 (2018)

1. Santiago Grassi	19.23 (B)	SEC-p	2/20/19
2. Liam McCloskey	19.75 (B)	SEC-p	2/20/19
3. Matthew Yish	19.99	SEC-p	2/20/19
4. Thomas Heinzel	20.12	SEC-p	2/20/19
5. Owen Upchurch	20.17	SEC-p	2/20/19
6. Cade Overbeek	20.27	AU Invite	2/8/19
7. Grady Ottomeyer	20.28	SEC-p	2/20/19
8. Thomas Pedroso	20.38	AU Invite	2/8/19
9. Stevos Baczek	20.63	AU Invite	2/8/19
10. Christian Sztolcman	21.36	GTI-p	11/15/18
11. Christian Ginieczki	21.36	GTI-p	11/15/18
12. Foster Ballard	21.46	GTI-p	11/15/18
13. Stetson Lamb	22.50*	UVA	10/26/18
14. Brooks Merkle	26.58	AU Invite	2/8/19

100 Yard Freestyle (A - 41.88; B - 43.80)
AU Record: Cesar Cielo - 40.92 (2008)
NCAA Record: Caeleb Dressel, Florida - 39.90 (2018)

1. Liam McCloskey	43.17 (B)	SEC-p	2/23/19
2. Santiago Grassi	43.32* (B)	SEC-f	2/23/19
3. Christian Sztolcman	44.02	SEC-p	2/23/19
4. Owen Upchurch	44.03	SEC-p	2/23/19
5. Tommy Brewer	44.34*	GTI-f	11/17/18
6. Thomas Heinzel	44.52	SEC-p	2/23/19
7. Thomas Pedroso	44.54	AU Invite	2/10/19
8. Matthew Yish	44.62	SEC-p	2/23/19
9. Grady Ottomeyer	44.63	SEC-p	2/23/19
10. Cade Overbeek	45.46	AU Invite	2/10/19
11. Stevos Baczek	45.93	AU Invite	2/10/19
12. Christian Ginieczki	46.45*	GTI-f	11/17/18
13. David Crossland	47.28*	Alabama	12/7/18

200 Yard Freestyle (A - 1:32.13; B - 1:36.32)
AU Record: Zach Apple - 1:31.18 (2018)
NCAA Record: Townly Haas, Texas - 1:29.50 (2018)

1. Christian Sztolcman	1:35.17*	SEC-f	2/19/19
2. Owen Upchurch	1:36.49	SEC-p	2/21/19
3. Josh Dannhauser	1:37.32	SEC-p	2/21/19
4. Thomas Heinzel	1:37.93	SEC-p	2/21/19
5. Aryan Makhija	1:37.94	SEC-p	2/21/19
6. Thomas Pedroso	1:39.38	AU Invite	2/9/19
7. Russell Noletto	1:39.51*	GTI-f	11/16/18
8. Grady Ottomeyer	1:40.50	SEC-p	2/21/19
8. Stevos Baczek	1:40.50	GTI-p	11/16/18
10. Stetson Lamb	1:42.87	GTI-p	11/16/18

500 Yard Freestyle (A - 4:12.22; B - 4:23.34)
AU Record: Zane Grothe - 4:14.41 (2013)
NCAA Record: Clark Smith, Texas - 4:08.42 (2017)

1. Josh Dannhauser	4:17.16 (B)	SEC-p	2/20/19
2. Russell Noletto	4:18.75 (B)	SEC-f	2/20/19
3. Aryan Makhija	4:22.92 (B)	SEC-p	2/20/19
4. Christian Sztolcman	4:26.91	SEC-p	2/20/19
5. Bryan Lee	4:27.62	SEC-p	2/20/19
6. Owen Upchurch	4:30.43	GTI-p	11/15/18

1000 Yard Freestyle
AU Record: Zane Grothe - 8:52.58 (2012)
NCAA Record: Clark Smith, Texas - 8:33.93 (2015)

1. Josh Dannhauser	9:01.57*	SEC	2/23/19
2. Aryan Makhija	9:07.56*	SEC	2/23/19
3. Russell Noletto	9:11.84*	SEC	2/23/19
4. Bryan Lee	9:15.70*	SEC	2/23/19

1650 Yard Freestyle (A - 14:39.56; B - 15:26.19)
AU Record: Zane Grothe - 14:37.59 (2012)
NCAA Record: Clark Smith, Texas - 14:22.41 (2017)

1. Josh Dannhauser	14:53.37 (B)	Bulldog Invite	3/3/19
2. Aryan Makhija	15:03.82 (B)	SEC	2/23/19
3. Bryan Lee	15:17.23 (B)	SEC	2/23/19
4. Russell Noletto	15:25.17 (B)	SEC	2/23/19

100 Yard Butterfly (A - 45.24; B - 47.43)
AU Record: Tyler McGill - 44.63 (2009)
NCAA Record: Caeleb Dressel, Florida - 42.80 (2018)

1. Liam McCloskey	45.11 (A)	SEC-f	2/21/19
2. Santiago Grassi	45.60 (B)	SEC-p	2/21/19
3. Foster Ballard	46.43 (B)	SEC-p	2/21/19
4. Christian Ginieczki	47.52	SEC-p	2/21/19
5. David Crossland	47.74	SEC-p	2/21/19
6. Matthew Yish	48.17	SEC-p	2/21/19
7. Brogan Davis	48.34	SEC-p	2/21/19
8. Cade Overbeek	49.35	AU Invite	2/9/19
9. Owen Upchurch	49.64	AU Invite	2/9/19
10. Christian Sztolcman	50.08	AU Invite	2/9/19
11. Spencer Rowe	50.86	AU Invite	2/9/19
12. Russell Noletto	51.43	AU Invite	2/9/19

200 Yard Butterfly (A - 1:41:02; B - 1:46.69)
AU Record: Hugo Morris - 1:40.59 (2016)
NCAA Record: Jack Conger, Texas - 1:37.35 (2017)

1. Foster Ballard	1:42.11 (B)	SEC-f	2/22/19
2. Santiago Grassi	1:43.05 (B)	SEC-f	2/22/19
3. Brogan Davis	1:47.01	SEC-tt	2/22/19
4. Russell Noletto	1:49.63	GTI-p	11/17/18
5. Christian Ginieczki	1:49.98	GTI-p	11/17/18

100 Yard Backstroke (A - 45.12; B - 47.77)
AU Record: Pascal Wollach - 44.90 (2009)
NCAA Record: Ryan Murphy, California - 43.49 (2016)

1. David Crossland	47.22 (B)	SEC-p	2/22/19
2. Christian Ginieczki	48.08	SEC-p	2/22/19
3. Brogan Davis	49.45	GTI-f	11/16/18
4. Stevos Baczek	51.60	GTI-p	11/16/18
5. Josh Dannhauser	52.44	AU Invite	2/9/19
6. Foster Ballard	52.54	AU Invite	2/9/19

7. Grady Ottomeyer55.79 Tenn..... 11/9/18

200 Yard Backstroke (A - 1:39.38; B - 1:45.04)
AU Record: Hugo Gonzalez - 1:39.05 (2017)
NCAA Record: Ryan Murphy, California - 1:35.73 (2016)

1. David Crossland	1:44.58 (B)	SEC-p	2/23/19
2. Christian Ginieczki	1:45.19	SEC-p	2/23/19
3. Brogan Davis	1:51.76	Alabama	12/7/18
4. Stevos Baczek	1:57.14	Alabama	12/7/18

100 Yard Breaststroke (A - 51.73; B - 54.27)
AU Record: Michael Duderstadt - 51.50 (2017)
NCAA Record: Ian Finnerty, Indiana - 49.69 (2018)

1. Tommy Brewer	52.51 (B)	SEC-p	2/22/19
2. Spencer Rowe	53.38 (B)	SEC-f	2/22/19
3. Stetson Lamb	55.65	AU Invite	2/9/19
4. Brooks Merkle	56.38	AU Invite	2/9/19
5. Brogan Davis	56.48	AU Invite	2/9/19
6. David Crossland	58.21	AU Invite	2/9/19
7. Russell Noletto	59.83	AU Invite	2/9/19

200 Yard Breaststroke (A - 1:52.94; B - 1:58.43)
AU Record: Adam Klein - 1:52.96 (2009)
NCAA Record: Will Licon, Texas - 1:47.91 (2017)

1. Spencer Rowe	1:54.02 (B)	SEC-f	2/23/19
2. Tommy Brewer	1:54.73 (B)	SEC-f	2/23/19
3. Stetson Lamb	2:01.54	AU Invite	2/10/19
4. Brooks Merkle	2:06.24	AU Invite	2/10/19
5. Bryar Long	2:10.14	UVA	10/26/18

200 Yard IM (A - 1:41.34; B - 1:46.77)
AU Record: Hugo Gonzalez - 1:40.67 (2018)
NCAA Record: Caeleb Dressel, Florida - 1:38.13 (2018)

1. Tommy Brewer	1:44.87 (B)	SEC-p	2/20/19
2. Brogan Davis	1:46.48 (B)	SEC-p	2/20/19
3. Foster Ballard	1:47.22	SEC-p	2/20/19
4. Russell Noletto	1:50.51	SEC-p	2/20/19
5. Stetson Lamb	1:51.71	AU Invite	2/8/19
6. Spencer Rowe	1:52.22	GTI-p	11/15/18
7. David Crossland	1:53.77	GTI-p	11/15/18
8. Bryar Long	1:55.93	UVA	10/26/18
9. Brooks Merkle	1:56.08	AU Invite	2/8/19

400 Yard IM (A - 3:39.37; B - 3:51.46)
AU Record: Hugo Gonzalez - 3:35.76 (2018)
NCAA Record: Chase Kalisz, Georgia - 3:33.42 (2017)

1. Russell Noletto	3:50.06 (B)	SEC-p	2/21/19
2. Josh Dannhauser	3:56.63	GTI-f	11/16/18
3. Bryar Lee	3:57.58	SEC-p	2/21/19
4. Spencer Rowe	3:58.27	GTI-p	11/16/18
5. Brogan Davis	4:02.49	Alabama	12/7/18

200 Yard Freestyle Relay (A - 1:17.41; B - 1:18.11)
AU Record: 1:14.08 [Andkjaer, Louw, Norys, Targe] (2009)
NCAA Record: 1:14.08 [Andkjaer, Louw, Norys, Targe] (2009)

1. Grassi, McCloskey, Brewer, Yish	1:17.11 (A)	SEC	2/20/19
2. Grassi, Brewer, McCloskey, Heinzel	1:20.45	GTI	11/15/18
3. McCloskey, Grassi, Brewer, Yish	1:21.66	UVA	10/26/18

400 Yard Freestyle Relay (A - 2:51.39; B - 2:52.72)
AU Record: 2:46.03 [Andkjaer, Louw, Norys, Targe] (2009)
NCAA Record: 2:44.31 [Held, Ress, Molacek, Stewart - NC State] (2018)

1. Grassi, McCloskey, Sztolcman, Brewer	2:53.12	SEC	2/23/19
2. Brewer, McCloskey, Grassi, Sztolcman	2:56.48	GTI	11/17/18
3. McCloskey, Brewer, Sztolcman, Upchurch	2:58.52	Florida	1/26/19

800 Yard Freestyle Relay (A - 6:18.46; B - 6:22.60)
AU Record: 6:14.99 [Patching, Darmody, H. Morris, Apple] (2017)
NCAA Record: 6:05.31 [Vazaios, Held, Molacek, Ress- NC State] (2018)

1. Sztolcman, Upchurch, Davis, Noletto	6:23.07	SEC	2/19/19
2. Sztolcman, Upchurch, Dannhauser, McCloskey	6:36.54	GTI	11/16/18
2. Noletto, Ballard, Baczek, Davis	6:40.98	GTI	11/16/18

200 Yard Medley Relay (A - 1:24.56; B - 1:25.33)
AU Record: 1:22.36 [White, Silva, Targe, Louw] (2009)
NCAA Record: 1:21.54 [Shebat, Licon, Schooling, Ringgold - Texas] (2017)

1. Crossland, Brewer, McCloskey, Grassi	1:24.35 (A)	SEC	2/19/19
2. Crossland, Brewer, Grassi, McCloskey	1:28.47	Ga. Tech	1/5/19
3. Crossland, Brewer, Grassi, Heinzel	1:28.66	Texas	1/10/19

400 Yard Medley Relay (A - 3:06.78; B - 3:08.33)
AU Record: 3:01.39 [Wollach, Klein, McGill, Targe] (2009)
NCAA Record: 2:59.22 [Shebat, Licon, Schooling, Conger - Texas] (2017)

1. Crossland, Brewer, McCloskey, Grassi	3:08.28 (B)	SEC	2/22/19
2. Crossland, Brewer, Grassi, McCloskey	3:13.27	GTI	11/15/18
3. Crossland, Brewer, Grassi, Sztolcman	3:16.57	Alabama	12/7/18

Top Dives
1-Meter Diving (6 optional - 300)
AU Record (6 dives): Kelly Marx - 400.90 (2010)

1. Conner Pruitt	343.90	Zone B	3/12/19
2. Scott Lazeroff	339.08 (Z)	Alabama	12/7/18
3. Logan Andrews	310.28 (Z)	Alabama	12/7/18
4. Justin Checchin	297.85	AU Invite-f	12/17/18

3-Meter Diving (6 optional - 320)
AU Record (6 dives): Kelly Marx - 454.85 (2009)

1. Scott Lazeroff	388.80 (Z)	GTI-f	11/16/18
2. Conner Pruitt	376.20 (Z)	Texas	1/10/19
3. Logan Andrews	346.55	Zone B	3/11/19
4. Justin Checchin	279.75	Florida	1/26/19

Platform Diving (6 optional - 300)
AU Record (6 dives): Dan Mazzaferro - 487.90 (2009)

1. Conner Pruitt	386.25	Zone B	3/13/19
2. Scott Lazeroff	367.65 (Z)	GTI	11/17/18
3. Logan Andrews	302.60	Zone B	3/13/19
4. Justin Checchin	238.85	GTI	11/17/18

AUBURN VS. THE FIELD

200 FREESTYLE RELAY

School	Time
1. Alabama	1:15.43
2. Florida State	1:15.81
3. California	1:15.86
13. Auburn	1:17.11

500 FREESTYLE

Name	School	Time
1. Feliz Aboeck	Michigan	4:09.37
2. Ricardo Vargas Jacobo	Michigan	4:11.45
3. Brooks Fail	Arizona	4:11.84
38. Josh Dannhauser	Auburn	4:17.16

200 INDIVIDUAL MEDLEY

Name	School	Time
1. Andrew Seliskar	California	1:40.53
2. Vinicius Lanza	Indiana	1:41.05
3. Caio Pumputis	Georgia Tech	1:41.28
51. Tommy Brewer	Auburn	1:44.87

50 FREESTYLE

Name	School	Time
1. Robert Howard	Alabama	18.74
2. Tate Jackson	Texas	18.79
3. Pawel Sendyk	California	18.83
14. Santiago Grassi	Auburn	19.23
46. Liam McCloskey	Auburn	19.75

400 MEDLEY RELAY

School	Time
1. Indiana	3:01.63
2. NC State	3:03.26
3. Missouri	3:03.37
26. Auburn	3:08.16

100 BUTTERFLY

Name	School	Time
1. Miles Smachlo	Michigan	44.82
2. Vinicius Lanza	Indiana	44.90
3. Kanoa Kaleohloha	Florida State	44.93
6. Liam McCloskey	Auburn	45.11
18. Santiago Grassi	Auburn	45.60
43. Foster Ballard	Auburn	46.43

100 BREASTSTROKE

Name	School	Time
1. Ian Finnerty	Indiana	50.60
2. Carsten Vissering	Southern Cal	50.78
3. Maxwell McHugh	Minnesota	51.08
30. Tommy Brewer	Auburn	52.51
41. Spencer Rowe	Auburn	53.38

200 MEDLEY RELAY

School	Time
1. Alabama	1:22.19
2. NC State	1:22.37
3. Michigan	1:22.76
18. Auburn	1:24.35

1650 FREESTYLE

Name	School	Time
1. Robert Finke	Florida	14:23.01
2. Felix Aboeck	Michigan	14:29.58
3. James Brinegar	Indiana	14:31.73
27. Josh Dannhauser	Auburn	14:53.37

100 FREESTYLE

Name	School	Time
1. Tate Jackson	Texas	41.06
2. Dean Farris	Harvard	41.42
3. Bowen Becker	Minnesota	41.53
49. Liam McCloskey	Auburn	43.17
51. Santiago Grassi	Auburn	43.32

200 BREASTSTROKE

Name	School	Time
1. Andrew Seliskar	California	1:49.80
2. Ian Finnerty	Indiana	1:50.30
3. Reece Whitley	California	1:50.62
30. Spencer Rowe	Auburn	1:54.02
38. Tommy Brewer	Auburn	1:54.73

200 BUTTERFLY

Name	School	Time
1. Vinicius Lanza	Indiana	1:39.28
2. Zheng Wen Quah	California	1:39.29
3. Noah Lense	Ohio State	1:40.36
27. Foster Ballard	Auburn	1:42.11

CAREER TIMES & DIVES - BY EVENT

50 Yard Freestyle: AU Record: Cesar Cielo - 18.47 (2008)

1. Santiago Grassi	19.23	SEC-p	2/20/19
2. Liam McCloskey	19.75	SEC-p	2/20/19
3. Matthew Yish	19.99	SEC-p	2/20/19
4. Thomas Heinzel	20.12	SEC-p	2/20/19
5. Owen Upchurch	20.17	SEC-p	2/20/19
6. Grady Ottomeyer	20.19*	UGA Invite	12/2/16
7. Cade Overbeek	20.27	AU Invite	2/8/19
8. Thomas Pedroso	20.38	AU Invite	2/8/19
9. Tommy Brewer	20.45*	UGA Invite-f	12/1/17
10. Stevos Baczek	20.63	AU Invite	2/8/19
11. Spencer Rowe	21.18*	S. Carolina	11/4/17
12. Christian Sztolcman	21.36	GTI-p	11/15/18
13. Christian Ginieczki	21.36	GTI-p	11/15/18
14. Foster Ballard	21.46	GTI-p	11/15/18
15. David Crossland	21.93*	Texas	1/8/18
16. Stetson Lamb	22.50*	UVA	10/26/18
17. Brooks Merkle	26.58	AU Invite	2/8/19

100 Yard Freestyle: AU Record: Cesar Cielo - 40.92 (2008)

1. Liam McCloskey	43.17	SEC-p	2/23/19
2. Santiago Grassi	43.32*	SEC-f	2/23/19
3. Owen Upchurch	43.98	UGA Invite-f	12/3/17
4. Grady Ottomeyer	44.00	Auburn Invite-f	2/4/18
5. Christian Sztolcman	44.02	SEC-p	2/23/19
6. Tommy Brewer	44.34*	GTI-f	11/17/18
7. Thomas Heinzel	44.52	SEC-p	2/23/19
8. Thomas Pedroso	44.54	AU Invite	2/10/19
9. Matthew Yish	44.62	SEC-p	2/23/19
10. Cade Overbeek	45.46	AU Invite	2/10/19
11. Stevos Baczek	45.93	AU Invite	2/10/19
12. Christian Ginieczki	46.45*	GTI-f	11/17/18
13. David Crossland	47.28*	Alabama	12/7/18
14. Stetson Lamb	47.57	VT Invite	2/5/17
15. Russell Noletto	48.53*	LSU	10/28/16

200 Yard Freestyle: AU Record: Zach Apple - 1:31.18 (2018)

1. Christian Sztolcman	1:35.17*	SEC-f	2/19/19
2. Owen Upchurch	1:36.49	SEC-p	2/21/19
3. Liam McCloskey	1:36.71	Auburn Invite-p	2/3/18
4. Josh Dannhauser	1:37.32	SEC-p	2/21/19
5. Thomas Heinzel	1:37.93	SEC-p	2/21/19
6. Aryan Makhija	1:37.94	SEC-p	2/21/19
7. Thomas Pedroso	1:39.38	AU Invite	2/9/19
8. Russell Noletto	1:39.51*	GTI-f	11/16/18
9. Grady Ottomeyer	1:39.82	UGA Invite	12/3/16
10. Bryan Lee	1:39.84	UGA Invite	12/3/16
11. Stevos Baczek	1:40.50	GTI-p	11/16/18
12. Spencer Rowe	1:40.66	Auburn Invite-p	2/3/18
13. Tommy Brewer	1:42.17	LSU	10/28/16
14. Stetson Lamb	1:42.31	Auburn Invite-tt	2/3/18
15. Cade Overbeek	1:44.69	UGA Invite-p	12/2/17

500 Yard Freestyle: AU Record: Zane Grothe - 4:14.41 (2013)

1. Josh Dannhauser	4:17.16	SEC-p	2/20/19
2. Russell Noletto	4:18.75	SEC-f	2/20/19
3. Owen Upchurch	4:22.92	SEC-p	2/20/19
4. Bryan Lee	4:25.33	SECp	2/15/18
5. Christian Sztolcman	4:26.91	SEC-p	2/20/19
6. Aryan Makhija	4:32.72	Florida	1/26/19
7. Thomas Heinzel	4:38.19	Crocker Classic	1/12/18
8. Stetson Lamb	5:01.43	Kentucky	10/12/16

1000 Yard Freestyle: AU Record: Zane Grothe - 8:52.58 (2012)

1. Josh Dannhauser	8:58.96*	SECf	2/18/18
2. Aryan Makhija	9:07.56*	SEC-f	2/23/19
3. Russell Noletto	9:11.84*	SEC-f	2/23/19
4. Bryan Lee	9:15.70*	SEC-f	2/23/19

1650 Yard Freestyle: AU Record: Zane Grothe - 14:37.59 (2012)

1. Josh Dannhauser	14:52.29	SECf	2/18/18
2. Aryan Makhija	15:03.82	SEC-f	2/23/19
3. Bryan Lee	15:17.23	SEC-f	2/23/19
4. Russell Noletto	15:25.17	SEC-f	2/23/19

100 Yard Butterfly: AU Record: Tyler McGill - 44.63 (2009)

1. Liam McCloskey	45.11	SEC-f	2/21/19
2. Santiago Grassi	45.60	SEC-f	2/21/19
3. Foster Ballard	46.43	SEC-p	2/21/19
4. David Crossland	47.46	Auburn Invite-tt	2/3/18
5. Christian Ginieczki	47.52	SEC-p	2/21/19
6. Matthew Yish	48.17	SEC-p	2/21/19
7. Brogan Davis	48.34	SEC-p	2/21/19
8. Cade Overbeek	49.35	AU Invite	2/9/19
9. Owen Upchurch	49.64	AU Invite	2/9/19
10. Thomas Heinzel	49.89	Auburn Invite-tt	2/3/18
11. Christian Sztolcman	50.08	AU Invite	2/9/19
12. Spencer Rowe	50.86	AU Invite	2/9/19
13. Russell Noletto	51.43	AU Invite	2/9/19

200 Yard Butterfly: AU Record: Hugo Morris - 1:40.59 (2016)

1. Foster Ballard	1:42.11	SEC-f	2/22/19
2. Santiago Grassi	1:43.05	SEC-f	2/22/19

3. Liam McCloskey	1:45.41	SECp	2/17/17
4. Brogan Davis	1:47.01	SEC-tt	2/22/19
5. Christian Ginieczki	1:47.36	Auburn Invite-tt	2/4/18
6. Russell Noletto	1:49.63	GTI-p	11/17/18
7. Bryan Lee	1:49.89	SECp	2/17/18

100 Yard Backstroke: AU Record: Pascal Wollach - 44.90 (2009)

1. David Crossland	47.22	SEC-p	2/22/19
2. Christian Ginieczki	47.67	Auburn Invite-f	2/3/18
3. Brogan Davis	49.45	GTI-f	11/16/18
4. Stevos Baczek	51.60	GTI-p	11/16/18
5. Spencer Rowe	51.68	Auburn Invite-f	2/3/18
6. Josh Dannhauser	52.44	AU Invite	2/9/19
7. Foster Ballard	52.54	AU Invite	2/9/19
8. Grady Ottomeyer	55.79	Tenn	11/9/18

200 Yard Backstroke: AU Record: Hugo Gonzalez - 1:39.05 (2017)

1. David Crossland	1:44.58	SEC-p	2/23/19
2. Christian Ginieczki	1:45.19	SEC-p	2/23/19
3. Brogan Davis	1:53.44	GTI-p	11/17/18

100 Yard Breaststroke: AU Record: Michael Duderstadt - 51.50 (2017)

1. Tommy Brewer	52.51	SEC-p	2/22/19
2. Spencer Rowe	53.38	SEC-p	2/22/19
3. Bryar Long	55.26	Auburn Invite-p	2/3/18
4. Stetson Lamb	55.65	AU Invite	2/9/19
5. Brooks Merkle	56.38	AU Invite	2/9/19
6. Brogan Davis	56.48	AU Invite	2/9/19
7. David Crossland	58.21	AU Invite	2/9/19
8. Russell Noletto	59.83	AU Invite	2/9/19

200 Yard Breaststroke: AU Record: Adam Klein - 1:52.96 (2009)

1. Spencer Rowe	1:54.02	SEC-f	2/23/19
2. Tommy Brewer	1:54.06	Bulldog Invite	2/25/17
3. Bryar Long	1:58.82	VT Invite	2/4/17
4. Stetson Lamb	2:01.54	AU Invite	2/10/19
5. Brooks Merkle	2:06.24	AU Invite	2/10/19
6. Russell Noletto	2:11.23	LSU	10/28/16
7. Foster Ballard	2:13.81	FSU/UW	1/29/16

200 Yard IM: AU Record: Hugo Gonzalez - 1:40.67 (2018)

1. Tommy Brewer	1:44.57	NCAAp	3/23/17
2. Foster Ballard	1:46.45	SECp	2/15/17
3. Brogan Davis	1:46.48	SEC-p	2/20/19
4. Spencer Rowe	1:48.59	SECp	2/15/18
5. Bryar Long	1:49.88	Auburn Invite-f	2/2/18
6. Stetson Lamb	1:51.71	AU Invite	2/8/19
7. Russell Noletto	1:51.97	Florida	1/26/19
8. David Crossland	1:52.74	UGA Invite-p	12/1/17
9. Brooks Merkle	1:56.08	AU Invite	2/8/19

400 Yard IM: AU Record: Hugo Gonzalez - 3:35.76 (2018)

1. Russell Noletto	3:50.06	SEC-p	2/21/19
2. Foster Ballard	3:56.30	Bulldog Invite	2/27/16
3. Josh Dannhauser	3:56.63	GTI-f	11/16/18
4. Spencer Rowe	3:56.92	UGA Invite-p	12/2/17
5. Bryan Lee	3:57.58	SEC-p	2/27/16
6. Tommy Brewer	3:58.61	UGA Invite-p	12/2/17
7. Bryar Long	4:00.25	UGA Invite-p	12/2/17
8. Brogan Davis	4:02.49	Alabama	12/7/18

Top Dives

1-Meter Diving: AU Record (6 dives): Kelly Marx - 400.90 (2010)

1. Scott Lazeroff	357.25	SECf	2/17/16
2. Conner Pruitt	343.90	Zone B	3/12/19
3. Logan Andrews	319.28	Florida	1/26/19
4. Justin Checchin	297.85	AU Invite-f	12/17/18

3-Meter Diving: AU Record (6 dives): Kelly Marx - 454.85 (2009)

1. Scott Lazeroff	388.80	GTI-f	11/16/18
2. Conner Pruitt	378.08	Florida	1/26/19
3. Logan Andrews	346.55	Zone B	3/12/19
4. Justin Checchin	299.35	GT Invite	11/18/16

Platform Diving: AU Record (6 dives): Dan Mazzaferro - 487.90 (2009)

1. Scott Lazeroff	461.00	SECf	2/18/17
2. Conner Pruitt	386.25	Zone B	3/13/19
3. Logan Andrews	302.60	Zone B	3/13/19
3. Justin Checchin	241.95	GT Invite	11/18/17

SEC Championships // Feb. 19-23, 2019 // Athens, Ga.

Team	Day 1	Day 2	Day 3	Day 4	Total
1. Florida	123	353.5	636	868	1233
2. Missouri	146	378	625	860.5	1137
3. Tennessee	187	312	442	603	917
4. Texas A&M	158	344	492	673	907
5. Georgia	94	267	436	614.5	862.5
8. Auburn	121	252	343	473	661.5

1-Meter

11. Conner Pruitt	311.70
14. Logan Andrews	302.95
27. Justin Checchin	242.80

200 Medley Relay

6. Crossland, Brewer, McCloskey, Grassi	1:24.35
---	---------

800 Freestyle Relay

8. Sztolcman (1:35.17), Upchurch, Davis, Noletto	6:23.07
--	---------

500 Freestyle

7. Josh Dannhauser	4:17.16/4:17.54
18. Russell Noletto	4:20.93/4:18.75
28. Aryan Makhija	4:22.92
38. Christian Sztolcman	4:26.91
42. Bryan Lee	4:27.62

200 IM

11. Tommy Brewer	1:44.87/1:44.90
25. Brogan Davis	1:46.48
27. Foster Ballard	1:47.22
47. Spencer Rowe	1:50.51

50 Freestyle

4. Santiago Grassi	19.23/19.26
16. Liam McCloskey	19.75/19.94
25. Matthew Yish	19.99
31. Thomas Heinzl	20.12
35. Owen Upchurch	20.17
40. Grady Ottomeyer	20.28

200 Freestyle Relay

6. Grassi (19.23), McCloskey, Brewer, Yish	1:17.11
--	---------

400 IM

24. Russell Noletto	3:50.06/3:53.02
32. Bryan Lee	3:57.58

100 Butterfly

2. Liam McCloskey	45.38/45.11
4. Santiago Grassi	45.60/45.77
12. Foster Ballard	46.43/46.45
24. Christian Ginieczki	47.52/47.66
27. David Crossland	47.74
32. Matthew Yish	48.17
33. Brogan Davis	48.34

200 Freestyle

26. Christian Sztolcman	1:36.35
28. Owen Upchurch	1:36.49
35. Josh Dannhauser	1:37.32
43. Thomas Heinzl	1:37.93
44. Aryan Makhija	1:37.94
53. Grady Ottomeyer	1:40.50

3-Meter

13. Logan Andrews	343.60
19. Conner Pruitt	309.70
29. Justin Checchin	258.05

200 Butterfly

6. Santiago Grassi	1:43.85/1:43.05
9. Foster Ballard	1:44.26/1:42.11
26. Brogan Davis	1:47.99

100 Backstroke

16. David Crossland	47.22/47.48
29. Christian Ginieczki	48.08

100 Breaststroke

8. Tommy Brewer	52.51/52.83
18. Spencer Rowe	53.78/53.38

400 Medley Relay

7. Crossland (47.33), Brewer, McCloskey, Grassi	3:08.28
---	---------

1650 Freestyle

8. Josh Dannhauser	15:00.61
10. Aryan Makhija	15:03.82
19. Bryan Lee	15:17.23
22. Russell Noletto	15:25.17

200 Backstroke

25. David Crossland	1:44.58
29. Christian Ginieczki	1:45.19

100 Freestyle

11. Liam McCloskey	43.17/43.19
32. Christian Sztolcman	44.02
33. Owen Upchurch	44.03
42. Thomas Heinzl	44.52
T44. Matthew Yish	44.62
46. Grady Ottomeyer	44.63

200 Breaststroke

T5. Tommy Brewer	1:54.96/1:54.73
9. Spencer Rowe	1:55.71/1:54.02

Platform

7. Conner Pruitt	380.70/374.15
14. Logan Andrews	295.60
27. Justin Checchin	220.40

400 Freestyle Relay

8. Grassi (43.32), McCloskey, Sztolcman, Brewer	2:53.12
---	---------

TIME TRIALS

200 Butterfly

Foster Ballard	1:42.76
Brogan Davis	1:47.01

2018 SEC RESULTS

Team Scores	Day 1	Day 2	Day 3	Day 4	Day 5
1. Florida	135	432	595	876	1237
2. Texas A&M	189	409	527	779	994
3. Georgia	133	365	514	753.5	975.5
4. Tennessee	174	411	506	690	899
5. Missouri	129	267.5	424.5	604.5	794.5
6. Auburn	121	283.5	438.5	575.5	791.5

200 Medley Relay..... (Prelims/Finals)
5. Gonzalez, Brewer, McCloskey, Apple 1:24.59

3-Meter

13. Scott Lazeroff.....	359.65
21. Pete Turnham	308.60
22. Logan Andrews	304.15

800 Freestyle Relay

5. Apple, Holoda, Fredriksson, Gonzalez..... 6:19.87

500 Freestyle

13. Josh Dannhauser	4:19.83/4:18.22
27. Russell Noletto	4:23.51
32. Bryan Lee	4:25.33
40. Grant Schenk	4:29.72
44. Owen Upchurch	4:32.45

200 IM

2. Hugo Gonzalez	1:41.69/1:40.67
18. Tommy Brewer	1:46.74/1:45.36
30. Foster Ballard	1:47.80
38. Spencer Rowe	1:48.59
39. Petter Fredriksson	1:48.69

50 Freestyle

1. Zach Apple	19.55/19.08
5. Peter Holoda	19.49/19.52
11. Santiago Grassi	19.92/19.67
18. Liam McCloskey	20.02/19.82
20. Luis Martinez	19.96/19.85/19.90
29. William McKinney	20.12
36. Brody Heck	20.25

1-Meter

11. Scott Lazeroff	322.75
17. Pete Turnham	303.75
20. Logan Andrews	278.10

200 Freestyle Relay

DQ. Apple, Holoda, McCloskey, Grassi DQ

400 IM

1. Hugo Gonzalez	3:40.31/3:35.76
31. Russell Noletto	3:50.81

100 Butterfly

4. Santiago Grassi	46.23/45.73
5. Liam McCloskey	45.75/45.75
7. Luis Martinez	46.05/46.28
18. Foster Ballard	47.20/46.96
31. David Crossland	47.99
T37. Christian Ginieccki.....	48.49
DQ. William McKinney	DQ

200 Freestyle

4. Zach Apple	1:33.21/1:33.31
11. Peter Holoda	1:34.79/1:35.05
34. Owen Upchurch	1:38.13
35. Josh Dannhauser	1:38.14
40. Grant Schenk	1:38.96
45. Brody Heck	1:40.23

200 Butterfly

17. Foster Ballard	1:44.95/1:43.65
22. Luis Martinez	1:46.14/1:45.64
29. Bryan Lee	1:49.89

100 Backstroke

12. Petter Fredriksson	47.44/47.35
26. David Crossland.....	48.58
32. Christian Ginieccki.....	49.47

100 Breaststroke

13. Tommy Brewer	53.07/53.33
20. Spencer Rowe	54.01/53.60

Platform

2. Scott Lazeroff	388.25/452.65
17. Logan Andrews	293.10

400 Medley Relay

3. Gonzalez, Brewer, Grassi, Holoda 3:06.53

1650 Freestyle

8. Josh Dannhauser	14:52.29
27. Bryan Lee	15:24.07
31. Grant Schenk	15:44.01
32. Russell Noletto	15:44.93

200 Backstroke

3. Hugo Gonzalez	1:41.43/1:40.82
15. Petter Fredriksson	1:42.38/1:43.55
34. David Crossland	1:47.93
36. Christian Ginieccki	1:49.97

100 Freestyle

2. Peter Holoda	42.17/41.78
3. Zach Apple	42.40/41.91
12. Liam McCloskey	43.42/43.39
14. Santiago Grassi	43.93/43.97
33. Brody Heck	44.65
44. Owen Upchurch	44.99
51. William McKinney	45.51

200 Breaststroke

11. Spencer Rowe	1:55.39/1:55.25
26. Tommy Brewer	1:58.76

400 Free Relay

2. Apple, Holoda, McCloskey, Gonzalez 2:48.58

2018 NCAA RESULTS

Team Scores	Day 1	Day 2	Day 3	Day 4
1. Texas	32	159	306	449
2. California	6	152.5	291.5	437.5
3. Indiana	34	169	325	422
4. NC State	40	165	252	385
5. Florida	30	154	246	347
12. Auburn	0	40.5	56.5	98.5

800 Freestyle Relay

(Prelims/Finals)
17. Gonzalez (1:35.40), Holoda, McCloskey, Apple 6:17.86

200 Freestyle Relay

11. Apple (18.98), Holoda, Grassi, Martinez..... 1:16.42
(P) Apple (18.82), Holoda, McCloskey, Grassi 1:16.59

500 Freestyle

45. Josh Dannhauser 4:22.31

200 IM

10. Hugo Gonzalez 1:42.78/1:42.21

50 Freestyle

T5. Zach Apple	18.97/18.97
35. Santiago Grassi	19.67/19.57
37. Peter Holoda	19.49/19.59
44. Luis Martinez	19.85/19.89

1-Meter

40. Pete Turnham 268.75

400 Medley Relay

13. Gonzalez (46.91), Brewer, Grassi, Holoda 3:05.98
(P) Gonzalez (47.05), Brewer, Grassi, Holoda 3:06.52

400 IM

30. Hugo Gonzalez 3:46.19

100 Butterfly

T19. Santiago Grassi	45.75
22. Liam McCloskey	45.80
28. Luis Martinez	46.21

200 Freestyle

3. Zach Apple 1:32.20/1:31.18

100 Breaststroke

25. Tommy Brewer 52.94

3-Meter

39. Pete Turnham	311.85
45. Scott Lazeroff	295.25

200 Medley Relay

22. Gonzalez, Brewer, McCloskey, Grassi 1:25.4

1650 Freestyle

39. Josh Dannhauser 15:07.88

200 Backstroke

27. Hugo Gonzalez 1:41.41

100 Freestyle

9. Zach Apple	41.85/41.36
13. Peter Holoda	42.17/42.09

200 Breaststroke

15. Tommy Brewer 1:54.27/1:55.66

200 Butterfly

37. Luis Martinez 1:44.48

Platform

13. Scott Lazeroff 351.75/345.60

400 Free Relay

T7. Apple (41.79), McCloskey, Holoda, Grassi 2:49.01
(P) Apple (41.75), McCloskey, Holoda, Grassi 2:49.30

2017 SEC RESULTS

Team Scores	Final
#6 Florida 165.5 486.5 759.5 929.5	1271.5
#5 Georgia 104 314 537 788	985
#7 Auburn 128 346 495.5 663.5	925.5
#10 Alabama 119 287 415.5 614	897
#14 Missouri 70 186 326.5 521	771
1M Diving.....	Score
10. Pete Turnham.....	338.65
18. Scott Lazeroff.....	301.20
31. Justin Checchin.....	224.20
200 Medley Relay.....	Time
6. Darmody, Duderstadt, Patching, Holoda.....	1:24.19
800 Free Relay.....	Time
2. H. Morris, Darmody, Apple, Patching.....	6:16.78
500 Freestyle.....	Time
28. Russell Noletto.....	4:25.07
41. Bryan Lee.....	4:27.72
47. Colin Bone.....	4:34.41
200 IM.....	Time
4. Joe Patching.....	1:43.32/1:42.63
8. Michael Duderstadt.....	1:44.80/1:45.45
13. Tommy Brewer.....	1:45.65/1:45.50
14. Petter Fredriksson.....	1:46.24/1:45.71/1:45.69
24. Foster Ballard.....	1:46.45/1:47.66
27. Luis Martinez.....	1:47.76
50 Freestyle.....	Time
5. Zach Apple.....	19.59/19.23
7. Peter Holoda.....	19.50/19.43
10. Kyle Darmody.....	19.63/19.53
15. Ziv Kalontarov.....	19.67/19.86
19. Hugo Morris.....	19.83/19.84
23. Liam McCloskey.....	19.89/20.09
24. Santiago Grassi.....	19.95/20.10
200 Free Relay.....	Time
2. Apple, Holoda, Kalontarov, Darmody.....	1:16.03
400 IM.....	Time
4. Joe Patching.....	3:45.36/3:42.60
27. Russell Noletto.....	3:53.83
100 Butterfly.....	Time
5. Luis Martinez.....	46.02/46.03
12. Peter Holoda.....	46.95/46.63
13. Santiago Grassi.....	46.80/46.72
15. Foster Ballard.....	46.93/47.16
37. Taylor Copeland.....	48.56
TT. Santiago Grassi.....	46.35
TT. Liam McCloskey.....	46.36
3M Diving.....	Score
15. Pete Turnham.....	341.10
21. Scott Lazeroff.....	303.25

30. Justin Checchin.....	242.15
200 Freestyle.....	Time
14. Joshua Booth.....	1:35.59/1:35.75
15. Hugo Morris.....	1:35.47/1:36.83
27. Zach Apple.....	1:36.57
33. Ziv Kalontarov.....	1:37.40
35. Colin Bone.....	1:37.68
51. Alec Morris.....	1:41.25
200 Butterfly.....	Time
8. Hugo Morris.....	1:43.82/1:44.07
10. Luis Martinez.....	1:44.49/1:43.56
20. Foster Ballard.....	1:45.30/1:44.82
22. Liam McCloskey.....	1:45.41/1:45.42
28. Santiago Grassi.....	1:46.58
38. Bryan Lee.....	1:52.38
100 Backstroke.....	Time
10. Kyle Darmody.....	46.74/46.59
17. Petter Fredriksson.....	47.43/47.03
19. Taylor Copeland.....	47.82/47.60
22. Joshua Booth.....	47.45/47.94
100 Breaststroke.....	Time
1. Michael Duderstadt.....	52.46/51.50
26. Tommy Brewer.....	54.77
400 Medley Relay.....	Time
3. Patching, Duderstadt, Martinez, Holoda.....	3:05.34
1650 Freestyle.....	Time
21. Alec Morris.....	15:16.56
30. Bryan Lee.....	15:30.95
33. Russell Noletto.....	15:44.46
200 Backstroke.....	Time
3. Joe Patching.....	1:41.04/1:40.46
8. Petter Fredriksson.....	1:41.09/1:43.07
23. Joshua Booth.....	1:44.37/1:45.72
24. Taylor Copeland.....	1:44.34/1:46.03
100 Freestyle.....	Time
T5. Zach Apple.....	42.96/42.78
T5. Peter Holoda.....	42.45/42.78
10. Kyle Darmody.....	43.64/43.32
19. Ziv Kalontarov.....	43.76/43.93
39. Colin Bone.....	44.78
TT. Hugo Morris.....	43.86
200 Breaststroke.....	Time
4. Michael Duderstadt.....	1:55.16/1:53.22
14. Tommy Brewer.....	1:56.41/1:57.12
Platform Diving.....	Score
2. Scott Lazeroff.....	447.85/461.00
17. Pete Turnham.....	301.85
21. Justin Checchin.....	269.35
400 Free Relay.....	Time
3. Apple, Holoda, Kalontarov, Darmody.....	2:50.54

2017 NCAA RESULTS

Team Scores	Day 1	Day 2	Day 3	Final
1. Texas	34	225.5	391.5	542
2. California	30	143	253	349
3. Florida	32	138.5	224.5	294.5
4. NC State	40	123	196	272.5
5. Stanford	24	105	160	242
12. Auburn	10	69.5	100.5	127.5
800 Free Relay.....	Time			
12. Patching, Darmody, H. Morris, Apple.....	6:14.99			
200 Free Relay.....	Time			
6. Apple, Darmody, Kalontarov, Holoda.....	1:16.62			
200 IM.....	Time			
12. Joe Patching.....	1:42.99/1:42.54			
24. Tommy Brewer.....	1:44.57			
41. Petter Fredriksson.....	1:46.61			
44. Foster Ballard.....	1:48.66			
50 Freestyle.....	Time			
T4. Zach Apple.....	18.93/18.97			
27. Peter Holoda.....	19.43			
T39. Kyle Darmody.....	19.74			
44. Liam McCloskey.....	19.93			
46. Santiago Grassi.....	20.05			
400 Medley Relay.....	Time			
10. Patching, Duderstadt, McCloskey, Holoda.....	3:04.29			
400 IM.....	Time			
10. Joe Patching.....	3:43.34/3:41.19			
100 Butterfly.....	Time			
17. Luis Martinez.....	45.92			
T24. Liam McCloskey.....	46.16			
T29. Santiago Grassi.....	46.31			
36. Foster Ballard.....	46.82			
200 Freestyle.....	Time			
12. Zach Apple.....	1:33.44/1:33.36			
100 Breaststroke.....	Time			
5. Michael Duderstadt.....	51.75/51.55			
43. Tommy Brewer.....	53.61			
100 Backstroke.....	Time			
17. Kyle Darmody.....	46.23			
34. Petter Fredriksson.....	47.29			
3M Diving.....	Score			
47. Scott Lazeroff.....	274.10			
48. Pete Turnham.....	263.55			
200 Medley Relay.....	Time			
T14. Darmody, Duderstadt, McCloskey, Holoda.....	1:24.63			
200 Backstroke.....	Time			
15. Joe Patching.....	1:40.43/1:41.11			
29. Petter Fredriksson.....	1:42.57			
100 Freestyle.....	Time			
14. Zach Apple.....	42.49/42.59			
19. Peter Holoda.....	42.66			
200 Breaststroke.....	Time			
9. Michael Duderstadt.....	1:54.13/1:53.13			
19. Tommy Brewer.....	1:54.85			
200 Butterfly.....	Time			
30. Foster Ballard.....	1:44.41			
34. Santiago Grassi.....	1:45.03			
39. Liam McCloskey.....	1:46.50			
40. Luis Martinez.....	1:46.53			
Platform Diving.....	Score			
16. Scott Lazeroff.....	373.70/301.45			
400 Free Relay.....	Time			
11. Holoda, Apple, Kalontarov, Darmody.....	2:50.14			

2016 SEC RESULTS

Team	Day1	Day2	Day3	Day4	Final
1. Florida	145	504	723	982	1275
2. Auburn	170	497	669	952	1223
3. Georgia	122	362	572	802	1010
4. Alabama	140	361	449	667	915
5. Missouri	151	312	429	673	902

200 Medley Relay.....Finals
 2. Darmody, Duderstadt,
 Mendes, Holoda.....1:23.74

3M Diving.....Prelims/Finals
 7. Justin Youtsey.....366.05/364.90
 9. Scott Lazeroff.....351.65
 12. Pete Turnham.....325.50

800 Freestyle Relay
 2. Patching, H. Morris,
 Mendes, Darmody.....6:15.59

500 Freestyle.....Prelims/Finals
 5. Hugo Morris.....4:17.66/4:18.47
 22. Alec Morris.....4:24.12/4:26.14
 28. Russell Noletto.....4:25.11
 31. Grant Schenk.....4:26.43
 38. Luis Martinez.....4:28.72

200 IM.....Prelims/Finals
 1. Joe Patching.....1:43.22/1:42.21
 5. Michael Duderstadt.....1:44.65/1:44.73
 6. Jacob Molacek.....1:44.55/1:44.85
 14. Sam Stewart.....1:46.59/1:46.48
 16. Tommy Brewer.....1:46.80/1:46.96
 26. Jordan Jones.....1:48.22

50 Freestyle.....Prelims/Finals
 2. Peter Holoda.....19.30/19.17
 7. Kyle Darmody.....19.44/19.52
 9. Zach Apple.....19.81/19.48
 24. Ziv Kalontarov.....20.07/20.17

1M Diving.....Prelims/Finals
 4. Justin Youtsey.....366.65/371.20
 5. Scott Lazeroff.....319.55/357.25
 12. Pete Turnham.....306.25

200 Freestyle Relay.....Finals
 2. Holoda, Molacek,
 Duderstadt, Darmody.....1:16.63

400 IM.....Prelims/Finals
 3. Joe Patching.....3:45.12/3:42.71
 6. Sam Stewart.....3:45.33/3:45.43
 20. Jordan Jones.....3:51.84/3:52.61
 32. Russell Noletto.....3:56.93

100 Butterfly.....Prelims/Finals
 3. Arthur Mendes.....45.72/45.98
 8. Luis Martinez.....46.22/46.61
 12. Liam McCloskey.....46.80/46.99
 34. Taylor Copeland.....48.34

200 Freestyle.....Prelims/Finals
 2. Hugo Morris.....1:34.31/1:33.65

8. Peter Holoda.....1:34.86/1:36.20
 23. Zach Apple.....1:36.92/1:37.62
 33. Joshua Booth.....1:38.14
 37. Grant Schenk.....1:38.45
 49. Alec Morris.....1:40.71
 200 Butterfly.....Prelims/Finals
 1. Hugo Morris.....1:42.46/1:40.59
 5. Arthur Mendes.....1:42.79/1:42.02
 15. Luis Martinez.....1:44.72/1:45.08
 25. Liam McCloskey.....1:47.18

100 Backstroke.....Prelims/Finals
 5. Kyle Darmody.....46.26/46.09
 12. Joshua Booth.....47.39/47.45
 15. Taylor Copeland.....47.47/47.84
 31. Ziv Kalontarov.....49.31

100 Breaststroke.....Prelims/Finals
 1. Michael Duderstadt.....52.43/51.94
 13. Jacob Molacek.....53.94/53.88
 18. Tommy Brewer.....54.22/54.15

Platform.....Scores
 3. Scott Lazeroff.....335.40/377.10
 13. Pete Turnham.....303.05
 15. Justin Youtsey.....293.65

400 Medley Relay.....Finals
 2. Patching, Duderstadt,
 Mendes, Holoda.....3:05.44

1650 Freestyle.....Finals
 14. Grant Schenk.....15:11.33
 19. Alec Morris.....15:19.59
 23. Russell Noletto.....15:31.62

200 Backstroke.....Prelims/Finals
 1. Joe Patching.....1:40.89/1:40.14
 22. Taylor Copeland.....1:44.81/1:45.40
 27. Joshua Booth.....1:46.15
 34. Sam Stewart.....1:47.87

100 Freestyle.....Prelims/Finals
 3. Peter Holoda.....42.23/42.42
 5. Arthur Mendes.....42.89/42.69
 7. Kyle Darmody.....43.05/43.29
 10. Zach Apple.....43.49/43.48
 18. Jacob Molacek.....44.17/43.81
 22. Ziv Kalontarov.....44.13/44.18
 28. Liam McCloskey.....44.38

200 Breaststroke.....Prelims/Finals
 1. Michael Duderstadt.....1:55.31/1:53.50
 13. Tommy Brewer.....1:57.12/1:57.16
 22. Jordan Jones.....1:58.96/1:59.13

400 Freestyle Relay.....Finals
 1. Mendes, Darmody,
 Duderstadt, Holoda.....2:48.64

2016 SEC RESULTS

Team	Day1	Day2	Day3	Final
1. Texas	40	209	366	541.5
2. California	30	141	271	351
3. Florida	32	163	255	334
4. NC State	34	137	197	314
5. Georgia	28	68	162	239.5
10. Auburn	22	72.5	111	167

800 Freestyle Relay.....Finals
 8. H. Morris, Mendes,
 Holoda, Patching.....6:16.11

200 Freestyle Relay.....Finals
 6. Holoda, Molacek,
 Duderstadt, Darmody.....Q1:16.34

200 IM.....Prelims/Finals
 t11. Joe Patching.....1:42.63/1:43.05
 45. Sam Stewart.....1:48.16

50 Freestyle.....Prelims/Finals
 13. Peter Holoda.....19.18 (19.13 swim-off)/19.44
 16. Kyle Darmody.....19.48/19.74
 19. Zach Apple.....19.54
 t25. Michael Duderstadt.....19.60
 t25. Arthur Mendes.....19.60

1M Diving
 28. Justin Youtsey.....309.40
 34. Scott Lazeroff.....301.65

400 Medley Relay.....Finals
 10. Patching, Duderstadt,
 Mendes, Holoda.....3:05.45

400 IM.....Prelims/Finals
 11. Joe Patching.....3:42.75/3:41.79
 26. Sam Stewart.....3:47.72

100 Butterfly.....Prelims/Finals
 t17. Arthur Mendes.....46.18 (45.90 swim-off)
 30. Luis Martinez.....46.83

200 Freestyle.....Prelims/Finals
 11. Hugo Morris.....1:33.86/1:33.71
 20. Zach Apple.....1:34.63

100 Breaststroke.....Prelims/Finals
 t10. Michael Duderstadt.....52.49/52.27

3M Diving
 31. Justin Youtsey.....340.70
 39. Scott Lazeroff.....320.70

200 Medley Relay.....Finals
 8. Darmody, Duderstadt,
 Mendes, Holoda.....1:24.51

200 Backstroke.....Prelims/Finals
 18. Joe Patching.....1:40.79
 42. Sam Stewart.....1:47.64

100 Freestyle.....Prelims/Finals
 20. Peter Holoda.....42.96
 24. Kyle Darmody.....43.21
 35. Zach Apple.....43.54

200 Breaststroke.....Prelims/Finals
 33. Michael Duderstadt.....1:58.00

200 Butterfly.....Prelims/Finals
 8. Hugo Morris.....1:41.64/1:42.06
 12. Arthur Mendes.....1:42.58/1:43.15
 41. Luis Martinez.....1:47.21

Platform
 3. Scott Lazeroff.....399.25/436.75

400 Freestyle Relay.....Finals
 7. Mendes, Darmody,
 Molacek, Holoda.....2:50.93

Men's All-Time Top 10 Performers

50-Yard Freestyle

1. Cesar Cielo	18.47*	3-27-08
2. Matt Targett	18.52	2-19-09
3. Adam Brown	18.72	3-24-11
4. Fred Bousquet	18.74	3-24-05
5. Zach Apple	18.82*	3-22-18
6. Jakob Andjkaer	18.83*	3-26-09
7. Marcelo Chierighini	18.85	2-20-13
8. Gideon Louw	18.99	3-26-09
9. Peter Holoda	19.13	3-24-16
10. Brett Hawke	19.16	3-27-97

100-Yard Freestyle

1. Cesar Cielo	40.92	3-29-08
2. Zach Apple	41.36	3-24-18
3. Marcelo Chierighini	41.46*	2-22-14
4. Matt Targett	41.55	2-21-09
5. Adam Brown	41.75	3-26-11
6. Peter Holoda	41.78	2-18-18
7. Fred Bousquet	41.84	3-24-05
8. Gideon Louw	41.95	3-28-09
9. Jakob Andjkaer	42.36*	3-28-09
10. Rowdy Gaines	42.38	3-28-81

200-Yard Freestyle

1. Zach Apple	1:31.18	3-23-18
2. Hugo Morris	1:33.39*	2-17-15
3. Rowdy Gaines	1:33.80	3-6-81
4. Joe Patching	1:34.06*	3-22-17
5. James Disney-May	1:34.12	3-28-14
T6. Zane Grothe	1:34.14	2-19-13
T6. George Bovell	1:34.14*	3-28-03
8. Cesar Cielo	1:34.35	2-22-08
9. Rory Connell	1:34.78	3-24-06
T10. Peter Holoda	1:34.79	2-16-18
T10. Hugo Gonzalez	1:34.79	2-3-18

500-Yard Freestyle

1. Zane Grothe	4:14.44	3-28-13
2. Will Dove	4:16.94	2-19-09
3. Josh Dannhauser	4:17.16	2-20-19
4. Kevin Clements	4:17.20	2-21-02
5. B.J. Jones	4:17.35	2-26-04
6. Hugo Morris	4:17.60	12-4-15
7. Russell Noletto	4:18.75	2-20-19
8. Daniel Slocki	4:19.78	2-8-07
9. Robert Looney	4:19.83	3-26-09
10. Scott Tucker	4:20.24	2-16-95

1000-Yard Freestyle

1. Zane Grothe	8:52.58	3-24-12
2. Josh Dannhauser	8:58.96*	2-18-18
3. B.J. Jones	9:01.07	1-31-04
4. James Galloway	9:06.48	1-24-03
5. Robert Looney	9:06.95	2-9-08
6. Aryan Makhija	9:07.56*	2-23-19
7. Iain Mull	9:08.18	1-6-95
8. Grant Schenk	9:08.38*	2-20-16
9. Will Dove	9:08.93	11-14-08
10. Stephen Bauman	9:09.93	3-2-84

1650-Yard Freestyle

1. Zane Grothe	14:37.59	3-24-12
2. Josh Dannhauser	14:52.29	2-18-18
3. Kevin Clements	15:01.12	3-30-02
4. Aryan Makhija	15:03.82	2-23-19
5. Anthony Fleming	15:04.38	2-18-06
6. Will Dove	15:05.10	2-21-09
7. Grant Schenk	15:07.50	2-21-15
8. Nate Knopf	15:09.49	2-28-04
9. James Galloway	15:10.00	2-24-01
10. B.J. Jones	15:11.71	3-28-03

100-Yard Backstroke

1. Pascal Wollach	44.90*	3-26-09
2. Kohlton Norys	45.13	3-27-09
3. Joe Patching	45.47*	3-23-17
4. Jared White	45.51	3-27-09
5. Kyle Darmody	45.56	2-21-14
6. Kyle Owens	45.60	2-22-13
7. Tony Cox	45.72	3-4-10
8. Doug Van Wie	46.17	3-25-05
9. Hugo Gonzalez	46.24*	12-1-17
10. Bryce Hunt	46.58	3-27-04

200-Yard Backstroke

1. Hugo Gonzalez	1:39.05	12-3-17
2. Pascal Wollach	1:39.65	3-28-09
3. Kyle Owens	1:39.69	2-23-13
4. Joe Patching	1:40.14	2-20-16
5. Jared White	1:40.21	3-28-09
6. Kohlton Norys	1:40.24	3-28-09
7. Max Murphy	1:40.53	3-28-09
8. Petter Fredriksson	1:40.57	2-26-17
9. Chad Barlow	1:40.83	2-19-05
10. Doug Van Wie	1:41.24	3-26-05

100-Yard Breaststroke

1. Michael Duderstadt	51.50	2-17-17
2. Adam Klein	51.80	3-20-09
3. Michael Silva	52.09	3-27-09
4. Jacob Molacek	52.45	2-20-15
5. Tommy Brewer	52.51	2-22-19
6. Zach Warner	52.55	2-20-15
7. Dave Denniston	52.62	3-23-01
8. Pat Calhoun	52.68	2-18-00
9. Stuart Ferguson	52.85	2-17-12
10. David Maras	52.94	3-17-07

200-Yard Breaststroke

1. Adam Klein	1:52.96	3-28-09
2. Michael Duderstadt	1:53.13	3-25-17
3. Dave Denniston	1:53.48	3-24-01
4. Hugo Gonzalez	1:53.98	2-4-18
5. Spencer Rowe	1:54.02	2-23-19
6. Tommy Brewer	1:54.06	2-26-17
7. Zach Warner	1:55.40	2-21-15
8. Mark Gangloff	1:56.10	2-27-04
9. Stuart Ferguson	1:56.15	2-18-12
10. Justin Caron	1:56.26	3-29-03

100-Yard Butterfly

1. Tyler McGill	44.63	3-20-09
2. Logan Madson	44.99	3-20-09
3. Matt Targett	45.02	2-20-09
4. Liam McCloskey	45.11	2-21-19
5. Alexei Puninski	45.51	3-28-08
6. Santiago Grassi	45.60	2-21-19
7. Jordan Anderson	45.70	2-20-09
T8. Luis Martinez	45.72	2-24-18
T8. Arthur Mendes	45.72	2-18-16
10. Jakob Andjkaer	45.87	2-20-09

200-Yard Butterfly

1. Hugo Morris	1:40.59	2-19-16
2. Logan Madson	1:41.31	3-28-09
3. Tyler McGill	1:41.49	3-28-09
4. Arthur Mendes	1:42.02	2-19-16
5. Foster Ballard	1:42.11	2-22-19
6. Robert Looney	1:42.75	3-28-09
7. Jeff Somensatto	1:42.80	2-24-01
8. Santiago Grassi	1:43.05	2-22-19
9. John Scott	1:43.47	3-17-07
10. Jeremy Knowles	1:43.50	2-27-04

200-Yard Individual Medley

1. Hugo Gonzalez	1:40.67	2-15-18
2. Joe Patching	1:42.21	2-17-16
3. George Bovell	1:42.66	3-27-03
4. Kyle Owens	1:43.30	2-16-12
5. Tyler McGill	1:43.39	2-19-09
6. Jacob Molacek	1:43.71	2-18-15
7. Logan Madson	1:44.06	3-19-09
8. Eric Shanteau	1:44.15	3-24-05
9. James Wike	1:44.37	3-23-06
10. Alexander Hancock	1:44.48	2-18-15

400-Yard Individual Medley

1. Hugo Gonzalez	3:35.76	2-16-18
2. Joe Patching	3:41.19	3-24-17
3. Eric Shanteau	3:42.44	3-25-05
4. Kevin Clements	3:42.90	3-23-01
5. Sam Stewart	3:45.33	2-18-16
6. Jordan Jones	3:45.70	2-19-15
7. Jeremy Knowles	3:46.07	3-28-03
8. James Galloway	3:46.83	3-28-03
9. Evan Noble	3:47.85	2-18-11
10. Lionel Moreau	3:48.07	3-27-98

Men's All-Time Top 25 Performances

50-Yard Freestyle

1. Cesar Cielo	18.47*	3-27-08
T2. Matt Targett	18.52	2-19-09
T2. Cesar Cielo	18.52	3-27-08
T4. Cesar Cielo	18.69*	3-15-07
T4. Cesar Cielo	18.69	3-15-07
6. Matt Targett	18.71	3-26-09
7. Adam Brown	18.72	3-24-11
8. Fred Bousquet	18.74	3-24-05
9. Cesar Cielo	18.79	3-27-08
10. Zach Apple	18.82*	3-21-18
11. Jakob Andjkaer	18.83*	3-26-09
12. Cesar Cielo	18.84	3-15-07
13. Marcelo Chierighini	18.85	2-20-13
14. Adam Brown	18.86*	3-24-11
T15. Jakob Andjkaer	18.89*	3-26-09
T15. Matt Targett	18.89	2-19-09
T15. Cesar Cielo	18.89*	3-15-07
T18. Matt Targett	18.90	3-26-09
T18. Fred Bousquet	18.90	3-24-05
T20. Adam Brown	18.91	3-24-11
T20. Cesar Cielo	18.91	2-21-08
T22. Zach Apple	18.93	3-23-17
T22. Adam Brown	18.93*	3-24-11
T24. Jakob Andjkaer	18.96	3-26-09
T24. Cesar Cielo	18.96*	2-21-08
T26. Zach Apple	18.97	3-22-18
T26. Zach Apple	18.97	3-22-18
T26. Zach Apple	18.97	3-23-17
T26. Jakob Andjkaer	18.97	2-19-09
T26. Cesar Cielo	18.97*	3-27-08
31. Zach Apple	18.98*	3-21-18
32. Gideon Louw	18.99	3-26-09

100-Yard Freestyle

1. Cesar Cielo	40.92	3-29-08
T2. Cesar Cielo	41.12	3-29-08
T2. Cesar Cielo	41.12*	3-29-08
4. Cesar Cielo	41.17	3-17-07
5. Cesar Cielo	41.25*	2-23-08
6. Zach Apple	41.36	3-24-18
7. Marcelo Chierighini	41.46*	2-22-14
8. Marcelo Chierighini	41.52	3-29-14
9. Matt Targett	41.55	2-21-09
T10. Zach Apple	41.64*	2-18-18
T10. Matt Targett	41.64	3-28-09
12. Matt Targett	41.68	3-28-09
T13. Zach Apple	41.75*	3-24-18
T13. Adam Brown	41.75	3-26-11
T15. Peter Holoda	41.78	2-18-18
T15. Cesar Cielo	41.78	2-23-08
17. Zach Apple	41.79*	3-24-18
18. Fred Bousquet	41.84	3-24-05
T19. Zach Apple	41.85	3-24-18
T19. Cesar Cielo	41.85	2-10-07
21. Fred Bousquet	41.87*	3-26-05
22. Marcelo Chierighini	41.90	2-22-14
23. Zach Apple	41.91	2-18-18
24. Adam Brown	41.92	2-19-11
T25. Gideon Louw	41.95	3-28-09
T25. Gideon Louw	41.95	2-21-09

200-Yard Freestyle

1. Zach Apple	1:31.18	3-23-18
2. Zach Apple	1:32.20	3-23-18
3. Zach Apple	1:32.92*	2-14-18
4. Zach Apple	1:33.21	2-16-18
5. Zach Apple	1:33.31	2-16-18
6. Zach Apple	1:33.36	3-24-17
7. Hugo Morris	1:33.39*	2-17-15
8. Zach Apple	1:33.44	3-24-17
9. Hugo Morris	1:33.65	2-18-16
10. Rowdy Gaines	1:33.80	3-6-81
11. Hugo Morris	1:33.71	3-25-16
12. Hugo Morris	1:33.86	3-25-16
13. Rowdy Gaines	1:33.91	3-27-81
14. Joe Patching	1:34.06*	3-22-17
15. James Disney-May	1:34.12*	3-28-14
16. Hugo Morris	1:34.13*	2-23-16
T17. Zane Grothe	1:34.14	2-19-13
T17. George Bovell	1:34.14*	3-28-03
19. George Bovell	1:34.29	3-25-05
20. Hugo Morris	1:34.31	2-19-16
21. Cesar Cielo	1:34.35	2-22-08
22. George Bovell	1:34.36	3-25-05
23. Hugo Morris	1:34.51	2-19-15
24. Hugo Morris	1:34.53	2-19-15
25. George Bovell	1:34.54	2-27-04

500-Yard Freestyle

1. Zane Grothe	4:14.44	3-28-13
2. Zane Grothe	4:15.12	3-27-14
3. Zane Grothe	4:15.42	3-22-12
4. Zane Grothe	4:15.55	3-22-12
5. Zane Grothe	4:16.10	3-27-14
6. Zane Grothe	4:16.57	3-24-11
7. Zane Grothe	4:16.82	3-24-11
8. Will Dove	4:16.94	2-19-09
9. Josh Dannhauser	4:17.16	2-20-19
10. Kevin Clements	4:17.20	2-21-02
11. B.J. Jones	4:17.35	2-26-04
12. Josh Dannhauser	4:17.54	2-20-19
13. Hugo Morris	4:17.60	12-4-15
14. Hugo Morris	4:17.66	2-16-16
15. Zane Grothe	4:17.99	2-17-11
16. B.J. Jones	4:18.20	3-27-03
17. Josh Dannhauser	4:18.22	2-15-18
18. B.J. Jones	4:18.26	2-20-03
19. B.J. Jones	4:18.42	3-24-05
20. Hugo Morris	4:18.47	2-16-16
T21. Zane Grothe	4:18.57	2-16-12
T22. Zane Grothe	4:18.68	2-19-14
T22. Zane Grothe	4:18.68	12-2-11
24. B.J. Jones	4:18.70	2-17-05
25. Russell Noletto	4:18.75	2-20-19

1000-Yard Freestyle

1. Zane Grothe	8:52.58*	3-24-12
2. Zane Grothe	8:53.43*	3-29-14
3. Zane Grothe	8:56.78*	3-26-11
4. Josh Dannhauser	8:58.96*	2-18-18
5. Zane Grothe	9:00.22*	2-18-12
6. Zane Grothe	9:00.79*	2-22-14
7. B.J. Jones	9:01.07	1-31-04
8. Josh Dannhauser	9:01.57*	2-23-19
9. Zane Grothe	9:01.75	1-12-12
10. Zane Grothe	9:03.24*	2-19-11
11. Josh Dannhauser	9:03.43*	3-3-19
12. B.J. Jones	9:04.47	11-12-04
13. Josh Dannhauser	9:05.11*	11-17-18
14. Josh Dannhauser	9:05.71*	3-24-18
15. Will Dove	9:06.19*	2-21-09
16. James Galloway	9:06.48	1-24-03
17. Robert Looney	9:06.95	2-9-08
18. Aryan Makhija	9:07.56*	2-23-19
19. Iian Mull	9:08.18	1-6-95
20. Grant Schenk	9:08.38*	2-20-16
21. Will Dove	9:08.93	11-14-08
22. Grant Schenk	9:09.05*	2-21-15
23. Aryan Makhija	9:09.07*	3-3-19
24. Stephen Bauman	9:09.93	3-2-84
25. Zane Grothe	9:10.63	11-11-11

1650-Yard Freestyle

1. Zane Grothe	14:37.59	3-24-12
2. Zane Grothe	14:45.55	3-29-14
3. Zane Grothe	14:47.09	3-26-11
4. Zane Grothe	14:50.86	2-18-12
5. Josh Dannhauser	14:52.29	2-18-18
6. Josh Dannhauser	14:53.37	3-3-19
7. Zane Grothe	14:54.16	2-22-14
8. Zane Grothe	14:57.46	2-19-11
9. Josh Dannhauser	15:00.59	11-17-18
10. Josh Dannhauser	15:00.61	2-23-19
11. Kevin Clements	15:01.12	3-30-02
12. Aryan Makhija	15:03.82	2-23-19
13. Aryan Makhija	15:03.97	3-3-19
14. Kevin Clements	15:04.37	2-24-01
15. Anthony Fleming	15:04.38	2-18-06
16. Will Dove	15:05.10	2-21-09
17. Kevin Clements	15:05.23	2-23-02
18. Kevin Clements	15:06.55	3-24-01
19. Anthony Fleming	15:06.58	3-25-06
20. Grant Schenk	15:07.50	2-21-15
21. Josh Dannhauser	15:07.88	3-24-18
22. Nate Knopf	15:09.49	2-28-04
23. James Galloway	15:10.00	2-24-01
24. Will Dove	15:10.97	2-23-08
25. Grant Schenk	15:11.33	2-20-16

100-Yard Backstroke

1. Pascal Wollach	44.90*	3-26-09
2. Kohlton Norys	45.13	3-27-09
3. Kohlton Norys	45.26	3-27-09
4. Pascal Wollach	45.32*	3-26-09
T5. Pascal Wollach	45.43	3-27-09
T5. Pascal Wollach	45.43	3-27-09
7. Joe Patching	45.47*	3-23-17
8. Jared White	45.51	3-27-09
9. Kyle Darmody	45.56	2-21-14
10. Kyle Owens	45.60	2-22-13
11. Kyle Owens	45.63	3-25-11
12. Kyle Darmody	45.66	2-21-14
13. Pascal Wollach	45.69	2-19-10
T14. Tony Cox	45.72	3-4-10
T14. Tony Cox	45.72	2-18-11
16. Joe Patching	45.75*	3-23-17
17. Kyle Owens	45.86*	2-18-11
18. Kyle Darmody	45.94*	2-21-14
19. Jared White	45.95	3-27-09
20. Kyle Owens	45.97*	3-24-11
T21. Kyle Owens	45.98*	3-22-12
T21. Kyle Owens	45.98	3-23-12
23. Tony Cox	45.99	2-18-11
24. Pascal Wollach	46.01*	2-19-10
25. Kyle Owens	46.02	3-23-12

200-Yard Backstroke

1. Hugo Gonzalez	1:39.05	12-3-17
2. Pascal Wollach	1:39.65	3-28-09
3. Kyle Owens	1:39.69	2-23-13
4. Pascal Wollach	1:39.91	3-28-09
5. Joe Patching	1:40.14	2-20-16
6. Joe Patching	1:40.16	3-28-15
7. Jared White	1:40.21	3-28-09
8. Kohlton Norys	1:40.24	3-28-09
9. Kyle Owens	1:40.36	2-19-11
10. Joe Patching	1:40.43	3-24-17
T11. Joe Patching	1:40.46	2-18-17
T11. Joe Patching	1:40.46	2-21-15
13. Max Murphy	1:40.53	3-28-09
14. Petter Fredriksson	1:40.57	2-26-17
15. Kohlton Norys	1:40.60	3-28-09
16. Joe Patching	1:40.67	3-29-14
17. Joe Patching	1:40.75	12-7-14
18. Joe Patching	1:40.79	3-26-16
T19. Hugo Gonzalez	1:40.82	2-18-18
T19. Joe Patching	1:40.82	3-29-14
21. Chad Barlow	1:40.83	2-19-05
22. Joe Patching	1:40.85	3-28-15
23. Joe Patching	1:40.89	2-20-16
24. Joe Patching	1:40.94	2-21-15
25. Joe Patching	1:40.98	11-24-13

100-Yard Breaststroke

1. Michael Duderstadt	51.50	2-17-17
2. Michael Duderstadt	51.55	3-24-17
3. Michael Duderstadt	51.75	3-24-17
4. Adam Klein	51.80	3-27-09
5. Adam Klein	51.81	3-27-09
6. Michael Duderstadt	51.83	3-27-15
7. Michael Duderstadt	51.93	2-20-15
8. Michael Duderstadt	51.94	2-20-16
9. Michael Silva	52.09	3-27-09
10. Michael Duderstadt	52.14	12-5-15
11. Michael Duderstadt	52.19	3-27-15
12. Michael Duderstadt	52.27	3-25-16
13. Michael Silva	52.41	3-27-09
14. Michael Duderstadt	52.43	2-20-16
15. Jacob Molacek	52.45	2-20-15
16. Michael Duderstadt	52.46	2-16-17
17. Michael Duderstadt	52.49	3-25-16
T18. Tommy Brewer	52.51	2-22-19
T18. Adam Klein	52.51	3-27-10
T20. Michael Duderstadt	52.54	2-20-15
T20. Michael Duderstadt	52.54	12-6-14
T20. Michael Duderstadt	52.54	3-28-14
T20. Adam Klein	52.54	3-27-10
24. Zach Warner	52.55	2-20-15
25. Tommy Brewer	52.58	2-24-18

Men's All-Time Top 25 Performances

200-Yard Breaststroke

1. Adam Klein	1:52.96	3-28-09
2. Michael Duderstadt	1:53.13	3-25-17
3. Michael Duderstadt	1:53.22	2-18-17
4. Dave Denniston	1:53.48	3-24-01
5. Michael Duderstadt	1:53.50	2-20-16
6. Adam Klein	1:53.34	3-28-10
7. Adam Klein	1:53.44	3-28-09
8. Dave Denniston	1:53.48	3-24-01
9. Adam Klein	1:53.55	3-28-10
10. Adam Klein	1:53.84	2-21-09
11. Hugo Gonzalez	1:53.98	2-4-18
12. Spencer Rowe	1:54.02	2-23-19
13. Tommy Brewer	1:54.06	2-26-17
14. Tommy Brewer	1:54.27	3-24-18
15. Michael Duderstadt	1:54.68	2-21-15
16. Tommy Brewer	1:54.73	2-23-19
17. Tommy Brewer	1:54.85	3-25-17
18. Tommy Brewer	1:54.96	2-23-19
T19. Michael Duderstadt	1:55.06	12-7-14
T19. Dave Denniston	1:55.06	3-24-01
21. Spencer Rowe	1:55.11	2-25-18
22. Spencer Rowe	1:55.13	2-25-18
23. Michael Duderstadt	1:55.16	2-18-17
24. Spencer Rowe	1:55.25	2-18-18
25. Michael Duderstadt	1:55.31	2-20-16

100-Yard Butterfly

1. Tyler McGill	44.63	3-27-09
2. Tyler McGill	44.67	3-27-09
3. Logan Madson	44.99	3-27-09
4. Matt Targett	45.02	2-20-09
5. Liam McCloskey	45.11	2-21-19
6. Logan Madson	45.33	3-27-09
7. Liam McCloskey	45.38	2-21-19
8. Alexei Puninski	45.51	3-28-08
T9. Santiago Grassi	45.60	2-21-19
T9. Alexei Puninski	45.60	2-22-08
11. Jordan Anderson	45.70	2-20-09
T12. Luis Martinez	45.72	2-24-18
T12. Arthur Mendes	45.72	2-18-16
14. Santiago Grassi	45.73	2-16-18
T15. Santiago Grassi	45.75	3-23-18
T15. Liam McCloskey	45.75	2-16-18
T15. Liam McCloskey	45.75	2-16-18
18. Santiago Grassi	45.77	2-21-19
19. Alexei Puninski	45.78	3-28-08
20. Liam McCloskey	45.80	3-23-18
T21. Jakob Andkjaer	45.87	2-20-09
T21. Tyler McGill	45.87	2-20-09
T21. Matt Targett	45.87	3-16-07
24. Arthur Mendes	45.90	3-25-16
25. Luis Martinez	45.91	2-24-18

200-Yard Butterfly

1. Hugo Morris	1:40.59	2-19-16
2. Logan Madson	1:41.31	3-28-09
3. Tyler McGill	1:41.49	3-28-09
4. Hugo Morris	1:41.64	3-26-16
5. Logan Madson	1:41.70	3-28-09
6. Logan Madson	1:41.81	2-21-09
7. Arthur Mendes	1:42.02	2-19-16
8. Hugo Morris	1:42.06	3-26-16
T9. Foster Ballard	1:42.11	2-22-19
T9. Hugo Morris	1:42.11	2-20-15
11. Logan Madson	1:42.15	2-21-09
12. Hugo Morris	1:42.25	2-20-15
13. Tyler McGill	1:42.44	3-28-09
14. Hugo Morris	1:42.46	2-19-16
15. Arthur Mendes	1:42.58	3-26-16
16. Robert Looney	1:42.75	3-28-09
17. Foster Ballard	1:42.76	2-19-19
18. Arthur Mendes	1:42.79	2-19-16
19. Jeff Somensatto	1:42.80	2-24-01
20. Foster Ballard	1:42.91	2-26-17
T21. Arthur Mendes	1:43.01	2-21-14
T21. Robert Looney	1:43.01	3-28-09
23. Santiago Grassi	1:43.05	2-22-19
24. Foster Ballard	1:43.07	2-25-18
T25. Arthur Mendes	1:43.15	3-26-16
T25. Tyler McGill	1:43.15	3-29-08

200-Yard Individual Medley

1. Hugo Gonzalez	1:40.67	2-15-18
2. Hugo Gonzalez	1:41.69	2-15-18
3. Hugo Gonzalez	1:42.02	12-1-17
4. Hugo Gonzalez	1:42.21	3-22-18
5. Joe Patching	1:42.21	2-17-16
6. Joe Patching	1:42.54	3-23-17
T7. Joe Patching	1:42.63	3-24-16
T7. Joe Patching	1:42.63	2-15-17
9. George Bovell	1:42.66	3-27-03
10. Hugo Gonzalez	1:42.78	3-22-18
11. Joe Patching	1:42.99	3-23-17
12. Joe Patching	1:43.05	3-24-16
13. Joe Patching	1:43.16	2-18-15
14. Joe Patching	1:43.22	2-17-16
15. Kyle Owens	1:43.30	2-16-12
16. Joe Patching	1:43.32	2-15-17
17. Tyler McGill	1:43.39	2-19-09
18. Hugo Gonzalez	1:43.67	12-1-17
T19. Jacob Molacek	1:43.71	2-18-15
T19. Kyle Owens	1:43.71	3-22-12
21. George Bovell	1:43.73	2-28-04
22. Tyler McGill	1:43.79	3-26-09
23. Tyler McGill	1:43.92	2-19-09
24. Joe Patching	1:43.94	3-27-14
25. Logan Madson	1:44.06	3-26-09

400-Yard Individual Medley

1. Hugo Gonzalez	3:35.76	2-16-18
2. Hugo Gonzalez	3:39.28	12-2-17
3. Hugo Gonzalez	3:40.31	3-16-18
4. Joe Patching	3:41.19	3-24-17
5. Joe Patching	3:41.79	3-25-16
6. Eric Shanteau	3:42.44	3-25-05
7. Joe Patching	3:42.60	2-16-17
8. Joe Patching	3:42.71	2-18-16
9. Joe Patching	3:42.75	3-24-16
10. Kevin Clements	3:42.90	3-23-01
11. Kevin Clements	3:43.19	3-29-02
12. Joe Patching	3:43.34	3-24-17
13. Kevin Clements	3:43.45	2-23-01
T14. Joe Patching	3:43.97	12-5-15
T14. Eric Shanteau	3:43.97	2-18-05
16. Kevin Clements	3:44.26	2-21-02
T17. Eric Shanteau	3:44.27	3-24-06
T17. Kevin Clements	3:44.27	3-23-01
19. Hugo Gonzalez	3:44.29	12-2-17
20. Eric Shanteau	3:44.68	2-25-04
21. Joe Patching	3:44.79	12-5-15
22. Eric Shanteau	3:44.88	3-25-05
23. Joe Patching	3:45.12	2-18-16
24. Sam Stewart	3:45.33	2-18-16
25. Joe Patching	3:45.36	2-16-17

Men's Relay & Diving Records

200 Freestyle Relay **1:14.08**

Jakob Andkjaer, Gideon Louw, Kohlton Norys, Matt Targett
March 19, 2009

400 Freestyle Relay **2:46.03**

Jakob Andkjaer, Gideon Louw, Kohlton Norys, Matt Targett
February 21, 2009

800 Freestyle Relay **6:14.99**

Joe Patching, Kyle Darmody, Hugo Morris, Zach Apple
March 22, 2017

200 Medley Relay **1:22.36**

Jared White, Michael Silva, Matt Targett, Gideon Louw
March 19, 2009

400 Medley Relay **3:01.39**

Pascal Wollach, Adam Klein, Tyler McGill, Matt Targett
March 19, 2009

1-Meter diving (11) **549.20**

Jose Rocha
April 2, 1987

1-Meter diving (6) **400.90**

Kelly Marx
February 18, 2010

3-Meter diving (11) **618.30**

Steven Segerlin
March 26, 2005

3-Meter diving (6) **454.85**

Kelly Marx
February 21, 2009

Platform diving (6) **487.90**

Dan Mazzaferro
February 21, 2009

Platform diving (10) **672.50**

Caesar Garcia
February 22, 2003

Platform diving (13) **682.60**

Koffi Kla
February 19, 1994

Men's NCAA Titles by Athlete

Name	No.	Event(s)
Jakob Andjkaer	3	200 FR (2009) 400 FR (2007, 2009)
Romain Barnier	1	400 FR (1999)
Michael Bartz	5	200 MR (1997, 1998, 1999) 400 MR (1997, 1999)
Fred Bousquet	6	50 free (2003, 2004, 2005) 200 FR (2004) 400 FR (2004) 200 MR (2004)
George Bovell	5	200 IM (2003, 2004) 200 FR (2004, 2006) 400 FR (2004)
Matt Bricker	1	Platform Diving (2005)
Matt Busbee	3	200 FR (1997, 1999, 2000)
Greg Busse	1	200 FR (2000)
Marcelo Chierighini	2	200 FR (2013) 400 FR (2014)
Aaron Ciarla	7	50 free (1999) 200 FR (1997, 1999, 2000) 400 FR (1999) 200 MR (1998, 1999)
Cesar Cielo	10	50 free (2007, 2008) 100 free (2007, 2008) 200 FR (2006, 2007, 2008) 400 FR (2007) 200 MR (2007, 2008)
Kyle Darmody	1	400 FR (2014)
Dave Denniston	3	200 breast (1999) 200 MR (1999) 400 MR (1999)
James Disney-May	2	200 FR (2013) 400 FR (2014)
Bill Forrester	3	400 FR (1980) 800 FR (1978, 1980)
Rowdy Gaines	8	50 free (1979) 100 free (1980, 1981) 200 free (1980, 1981) 400 FR (1980) 800 FR (1978, 1980)
Mark Gangloff	1	200 MR (2004)
Caesar Garcia	2	Platform Diving (2003, 2004)
Derek Gibb	3	200 FR (2004) 400 FR (2004) 200 MR (2004)
Scott Goodrich	4	200 FR (2007, 2008) 200 MR (2007, 2008)
Oliver Gumbrell	1	400 FR (1996)
John Hargis	2	200 MR (1997) 400 MR (1997)
Brett Hawke	9	50 free (1997) 200 FR (1997, 1999) 400 FR (1997, 1999) 200 MR (1997, 1998, 1999) 400 MR (1999)
Name	No.	Event(s)
Kurt Jachimowski	1	200 IM (1995)
Adam Jerger	3	200 MR (1997, 1998) 400 MR (1997)
Adam Klein	1	400 MR (2009)
TJ Leon	1	200 FR (2013)
Gideon Louw	2	200 FR (2009) 200 MR (2009)
Bryan Lundquist	3	200 FR (2006, 2007) 400 FR (2007)
David Maras	2	200 MR (2007, 2008)
Dave McCagg	3	400 FR (1980) 800 FR (1978, 1980)
Tyler McGill	2	400 MR (2009)

Arthur Mendes	1	400 FR (2014)
Lionel Moreau	1	200 IM (1999)
Rick Morley	3	400 FR (1980) 800 FR (1978, 1980)
Brock Newman	6	200 FR (1999) 400 FR (1996, 1997, 1999) 400 MR (1997, 1999)
Kohlton Norys	3	100 back (2009) 200 FR (2009) 400 FR (2009)
Kyle Owens	1	200 FR (2013)
Alexei Puninski	3	200 FR (2008) 200 MR (2007, 2008)
Oswaldo Quevedo	1	200 FR (2000)
Jose Rocha	1	1-meter diving (1987)
Nick Shackell	3	200 FR (1997) 400 FR (1996, 1997)
Michael Silva	1	200 MR (2009)
Steven Segerlin	3	3-meter (2007) Platform (2006, 2007)
Scott Spann	3	100 breast (1978) 200 IM (1977, 1978)
Matt Targett	7	200 FR (2006, 2007, 2009) 400 MR (2009) 200 MR (2009) 400 FR (2007, 2009)
Scott Tucker	2	400 FR (1996, 1997)
Luke Weniger	1	200 FR (2008)
Jared White	1	200 MR (2009)
Pascal Wollach	1	400 MR (2009)
Doug Van Wie	1	200 MR (2004)
Ryan Wochomurka	2	200 FR (2004) 400 FR (2004)



Cesar Cielo currently holds the Auburn record for most NCAA titles by an individual (10), with two coming in each the 50 and 100 free in 2007 and 2008.

Men's NCAA Titles by Event

Event	No.	Athletes	Event	No.	Athletes
50 free	8	Cesar Cielo (2007, 2008) Fred Bousquet (2003, 2004, 2005) Aaron Ciarla (1999) Brett Hawke (1997) Rowdy Gaines (1979)	400 FR	8	Chierighini, Disney-May, Mendes, Darmody (2014) Andkjaer, Norys, Targett, McGill (2009) Andkjaer, Cielo, Targett, Lundquist (2007) Bovell, Wochomurka, Gibb, Bousquet (2004) Newman, Hawke, Ciarla, Barnier (1999) Hawke, Tucker, Newman, Shackell (1997) Gumbrill, Shackell, Newman, Tucker (1996) McCagg, Morley, Forrester, Gaines (1980)
100 free	4	Cesar Cielo (2007, 2008) Rowdy Gaines (1981, 1980)	800 FR	2	Morley, Forrester, McCagg, Gaines (1980) Morley, McCagg, Forrester, Gaines (1978)
200 free	2	Rowdy Gaines (1981, 1980)	200 MR	7	Louw, Targett, White, Silva (2009) Goodrich, Maras, Puninski, Cielo (2007, 2008) Van Wie, Gangloff, Bousquet, Gibb (2004) Bartz, Denniston, Hawke, Ciarla (1999) Bartz, Jerger, Hawke, Ciarla (1998) Bartz, Jerger, Hargis, Hawke (1997)
100 back	1	Kohlton Norys (2009)	400 MR	3	Targett, Wollach, Klein, McGill (2009) Bartz, Denniston, Newman, Hawke (1999) Bartz, Jerger, Hargis, Newman (1997)
100 breast	1	Scott Spann (1978)	1-meter	1	Jose Rocha (1987)
200 breast	1	Dave Denniston (1999)	3-meter	1	Steven Segerlin (2007)
200 IM	6	George Bovell (2003, 2004) Lionel Moreau (1999) Kurt Jackimowski (1995) Scott Spann (1978, 1977)	Platform	5	Steven Segerlin (2006, 2007) Matt Bricker (2005) Caesar Garcia (2003, 2004)
200 FR	9	Chierighini, Disney-May, Leon, Owens (2013) Andkjaer, Louw, Norys, Targett (2009) Cielo, Puninski, Weniger, Goodrich (2008) Cielo, Targett, Goodrich, Lundquist (2007) Cielo, Targett, Lundquist, Bovell (2006) Bovell, Wochomurka, Gibb, Bousquet (2004) Busbee, Ciarla, Quevedo, Busse (2000) Ciarla, Hawke, Newman, Busbee (1999) Hawke, Busbee, Ciarla, Shackell (1997)			

Men's NCAA Titles by Year

<p>2014- Austin, Texas</p> <p>400 FR Marcelo Chierighini 2:48.33 James Disney-May Arthur Mendes Kyle Darmody</p> <p>2013 - Indianapolis, Ind.</p> <p>200 FR Marcelo Chierighini...1:15.48 James Disney-May TJ Leon Kyle Owens</p> <p>2009 - College Station, Texas</p> <p>100 back Kohlton Norys.....45.26 200 FR Jakob Andkjaer ...1:14.08 Gideon Louw Kohlton Norys Matt Targett</p> <p>400 FR Jakob Andkjaer ..2:46.67 Kohlton Norys Matt Targett Tyler McGill</p> <p>200 MR Jared White.....1:22.36 Michael Silva Matt Targett Gideon Louw</p> <p>400 MR Pascal Wollach ...3:01.39 Adam Klein Tyler McGill Matt Targett</p> <p>2008 - Federal Way, Wash.</p> <p>50 free Cesar Cielo.....18.52 100 free Cesar Cielo.....40.92 200 FR Cesar Cielo.....1:15.66 Alexei Puninski Luke Weniger Scott Goodrich</p> <p>200 MR Scott Goodrich....1:23.24 David Maras Alexei Puninski Cesar Cielo</p> <p>2007 - Minneapolis, Minn.</p> <p>50 free Cesar Cielo.....18.69 100 free Cesar Cielo.....41.17 3-meter Steven Segerlin ...415.80 Platform Steven segerlin....414.90</p>	<p>200 FR Cesar Cielo.....1:15.56 Matt Targett Scott Goodrich Bryan Lundquist</p> <p>400 FR Jakob Andkjaer. 2:46.56 Cesar Cielo Matt Targett Bryan Lundquist</p> <p>200 MR Scott Goodrich....1:23.37 David Maras Alexei Puninski Cesar Cielo</p> <p>2006 - Atlanta, Ga.</p> <p>Platform Steven Segerlin ..469.30 200 FR Cesar Cielo.....1:16.15 Matt Targett Bryan Lundquist George Bovell</p> <p>2005 - Minneapolis, Minn.</p> <p>50 free Fred Bousquet.....18.90 Platform Matt Bricker.....604.35</p> <p>2004 - Long Island, N.Y. (SCM)</p> <p>50 free Fred Bousquet.....21.10 200 IM George Bovell.....1:53.93 Platform Caesar Garcia.....635.05 200 FR George Bovell.....1:23.75 Ryan Wochomurka Derek Gibb Fred Bousquet</p> <p>400 FR George Bovell...3:08.85 Ryan Wochomurka Derek Gibb Fred Bousquet</p> <p>200 MR Doug Van Wie.....1:34.25 Mark Gangloff Fred Bousquet Derek Gibb</p> <p>2003 - Austin, Texas</p> <p>50 free Fred Bousquet.....19.31 200 IM George Bovell.....1:42.66 Platform Caesar Garcia.....575.80</p>	<p>2000 - Minneapolis, Minn.</p> <p>200 FR Matt Busbee.....1:25.14 Aaron Ciarla Oswaldo Quevedo Greg Busse</p> <p>1999 - Indianapolis, Ind.</p> <p>50 free Aaron Cialra.....19.36 200 breast Dave Denniston ..1:55.51 200 IM Lionel Moreau.....1:45.24 200 FR Aaron Ciarla.....1:16.63 Brett Hawke Brock Newman Matt Busbee</p> <p>400 FR Brock Newman..2:50.90 Brett Hawke Aaron Ciarla Romain Barnier</p> <p>200 MR Michael Bartz.....1:26.12 Dave Denniston Brett Hawke Aaron Ciarla</p> <p>400 MR Michael Bartz.....3:09.17 Dave Denniston Brock Newman Brett Hawke</p> <p>1998 - Auburn, Ala.</p> <p>200 MR Michael Bartz.....1:25.24 Adam Jerger Brett Hawke Aaron Ciarla</p> <p>1997 - Minneapolis, Minn.</p> <p>50 free Brett Hawke.....19.19 200 FR Brett Hawke.....1:17.54 Matt Busbee Aaron Ciarla Nick Shackell</p> <p>400 FR Brett Hawke.....2:51.23 Scott Tucker Brock Newman Nick Shackell</p> <p>200 MR Michael Bartz.....1:25.40 Adam Jerger John Hargis Brett Hawke</p>	<p>400 MR Michael Bartz.....3:08.96 Adam Jerger John Hargis Brock Newman</p> <p>1996 - Austin, Texas</p> <p>400 FR Oliver Gumbrill...2:52.87 Nick Shackell Brock Newman Scott Tucker</p> <p>1995 - Indianapolis, Ind.</p> <p>200 IM Kurt Jachimowski.1:45.11</p> <p>1987 - Austin, Texas</p> <p>1-meter Jose Rocha.....549.20</p> <p>1981 - Austin, Texas</p> <p>100 free Rowdy Gaines.....42.38 200 free Rowdy Gaines.....1:33.91</p> <p>1980 - Cambridge, Mass.</p> <p>100 free Rowdy Gaines.....43.36 200 free Rowdy Gaines.....1:34.57 400 FR Dave McCagg.....2:55.16 Rick Morley Bill Forrester Rowdy Gaines</p> <p>800 FR Rick Morley.....6:28.07 Bill Forrester Dave McCagg Rowdy Gaines</p> <p>1979 - Long Beach, Calif.</p> <p>50 free Rowdy Gaines.....19.99</p> <p>1978 - Long Beach, Calif.</p> <p>100 breast Scott Spann.....56.62 200 IM Scott Spann.....1:48.69 800 FR Rick Morley.....6:31.93 Dave McCagg Bill Forrester Rowdy Gaines</p> <p>1977 - Cleveland, Ohio</p> <p>200 IM Scott Spann.....1:48.26</p>
--	--	---	---

MOST ALL-AMERICA HONORS

George Bovell.....	2003-06.....	25
Brock Newman.....	1996-99.....	22
Rowdy Gaines.....	1978-80.....	22
Marcelo Chierighini.....	2010-14.....	22
Kyle Darmody.....	2014-17.....	21
Ryan Wocho murka.....	2002-05.....	21
Cesar Cielo.....	2006-08.....	19
Yoav Bruck.....	1991-94.....	18
David McCagg.....	1977-80.....	18
Nick Shackell.....	1995-97.....	18
Scott Tucker.....	1994-97.....	18

**MOST ALL-AMERICA HONORS
IN A SINGLE SEASON:**

Jakob Andkjaer.....	2007.....	7
Zach Apple.....	2017.....	7
Fred Bousquet.....	2005, '04, '03.....	7
George Bovell.....	2005, '04.....	7
Yoav Bruck.....	1994.....	7
Cesar Cielo.....	2007, '08.....	7
Kyle Darmody.....	2015.....	7
Scott Goodrich.....	2007.....	7
Brett Hawke.....	1999.....	7
Bryan Lundquist.....	2007.....	7
Brock Newman.....	1999.....	7
Alexei Puninski.....	2008.....	7

Matt Targett.....	2009.....	7
George Bovell.....	2006.....	6
Marcelo Chierighini.....	2012, '13.....	6
Rowdy Gaines.....	1981, '80, '79.....	6
Derek Gibb.....	2004.....	6
Oliver Gumbrell.....	1995.....	6
Peter Holoda.....	2016.....	6
Bryce Hunt.....	2004.....	6
Kurt Jachimowski.....	1996.....	6
Tyler McGill.....	2009.....	6
Nick Shackell.....	1997, '96, '95.....	6
Doug Van Wie.....	2006.....	6
Ryan Wocho murka.....	2005, '04.....	6

**MOST ALL-AMERICA HONORS
IN A SINGLE SEASON BY A FRESHMAN**

Fred Bousquet.....	2003.....	7
Kyle Darmody.....	2014.....	5
Marcelo Chierighini.....	2011.....	5
Cesar Cielo.....	2006.....	5
George Bovell.....	2003.....	5
Matt Kidd.....	2002.....	5
Ryan Wocho murka.....	2002.....	5
Brock Newman.....	1996.....	5
Per Johannson.....	1983.....	5

**MOST ALL-AMERICA INDIVIDUALS
BY A TEAM**

2003.....	19
2007.....	18
2002.....	18
1999.....	17
2008.....	16
2006.....	16
2001.....	16

**MOST ALL-AMERICA HONORS
IN A SINGLE SEASON BY A TEAM**

2007.....	65.....	(18 athletes)
2004.....	63.....	(15 athletes)
2003.....	61.....	(19 athletes)
2006.....	51.....	(16 athletes)
2005.....	50.....	(15 athletes)
2002.....	50.....	(18 athletes)
1999.....	50.....	(17 athletes)
1997.....	50.....	(15 athletes)
1996.....	50.....	(15 athletes)