



# 2018-19 AUBURN MEN'S BASKETBALL

## SCHEDULE/RESULTS

DATE	OPPONENT	TIME/RESULT
Nov. 6	South Alabama (SECN)	W, 101-58
Nov. 9	#25 Washington (SECN)	W, 88-66
Nov. 14	Mississippi College (SEC+)	W, 103-52
Nov. 19	! vs. Xavier (ESPN2)	W, 88-79 (OT)
Nov. 20	! vs. #1 Duke (ESPN)	L, 78-72
Nov. 21	! vs. Arizona (ESPN2)	W, 73-57
Nov. 28	Saint Peter's (SEC+)	W, 99-49
Dec. 4	UNC Asheville (SECN)	W, 67-41
Dec. 8	Dayton (SECN)	W, 82-72
Dec. 15	@ at UAB (CBSSN)	W, 75-71 (OT)
Dec. 19	at NC State (ESPN2)	L, 78-71
Dec. 22	Murray State (SECN)	W, 93-88
Dec. 29	North Florida (SEC+)	W, 95-49
Jan. 9	* at Ole Miss (ESPN2)	L, 82-67
Jan. 12	* Georgia (ESPN2)	W, 93-78
Jan. 16	* at Texas A&M (ESPNU)	W, 85-66
Jan. 19	* #12 Kentucky (ESPN)	L, 82-80
Jan. 22	* at South Carolina (SECN)	L, 80-77
Jan. 26	* at #22 Mississippi State (SECN)	L, 92-84
Jan. 30	* Missouri (SECN)	W, 92-58
Feb. 2	* Alabama (ESPN2)	W, 84-63
Feb. 5	* Florida (ESPNU)	W, 76-62
Feb. 9	* at #21 LSU (ESPN2)	L, 83-78
Feb. 13	* Ole Miss (SECN)	L, 60-55
Feb. 16	* at Vanderbilt (ESPNU)	W, 64-53
Feb. 20	* Arkansas (SECN)	W, 79-56
Feb. 23	* at #4 Kentucky (CBS)	L, 80-53
Feb. 27	* at Georgia (ESPNU)	W, 78-75
Mar. 2	* Mississippi State (ESPNU)	W, 80-75
Mar. 5	* at Alabama (ESPNU)	W, 66-60
Mar. 9	* #5 Tennessee (ESPN)	W, 84-80
Mar. 14	^ vs. Missouri (SECN)	W, 81-71
Mar. 15	^ vs. South Carolina (ESPN)	W, 73-64
Mar. 16	^ vs. Florida (ESPN)	W, 65-62
Mar. 17	^ vs. #8 Tennessee (ESPN)	W, 84-64
Mar. 21	+ vs. New Mexico State (TNT)	W, 78-77
Mar. 23	+ vs. #17 Kansas (TBS)	8:40 pm

All times Central

! - Maui Invitational (Maui, Hawaii/Lahaina Civic Center)

@ - Mike Slive Invitational (Birmingham, Ala./Legacy Arena)

^ - SEC Tournament (Nashville, Tenn./Bridgestone Arena)

+ - NCAA First/Second Rounds (Salt Lake City, Utah/Vivint Smart Home Arena)



## NCAA MIDWEST REGIONAL - SECOND ROUND



**#14 Auburn Tigers (27-9, 11-7 SEC)**

**5 Seed**

Head Coach: Bruce Pearl, 24th season (559-216), 5th season at AU (97-71)

VS



**#17 Kansas Jayhawks (26-9, 12-6 Big 12)**

**4 Seed**

Head Coach: Bill Self, 26th season (680-210), 16th season at KU (473-105)

Date / Time \_\_\_\_\_ March 23, 2019 / 8:40 pm CT  
 Site \_\_\_\_\_ Salt Lake City, Utah  
 Venue \_\_\_\_\_ Vivint Smart Home Arena (18,284)  
 TV \_\_\_\_\_ TNT  
 PXP \_\_\_\_\_ Andrew Catalon  
 Analyst \_\_\_\_\_ Steve Lappas  
 Courtside \_\_\_\_\_ Lisa Byington  
 Radio \_\_\_\_\_ AU Sports Network / 93.9 Tiger FM / TuneIn  
 PXP \_\_\_\_\_ Rod Bramblett  
 Analyst \_\_\_\_\_ Sonny Smith

### Series History

Overall	Auburn leads 1-0
In Auburn	-
In Lawrence	-
Neutral Site	Auburn leads 1-0
NCAA Tourn.	Auburn leads 1-0
Last Meeting	AU, 66-64 (3/16/85)
Streak	Auburn W1

» Auburn secured the automatic berth to March Madness from the Southeastern Conference after capturing the program's second conference tournament title in program history. The Tigers also won the SEC Tournament crown in 1985.

» Auburn won the SEC Tournament as a 5 seed and will also be a 5 seed for the 2019 NCAA Tournament.

» The Tigers are making their 10th NCAA Tournament appearance in program history and first in back-to-back seasons since 1999-2000.

» Auburn is 14-9 all-time in NCAA Tournament play and Kansas will be the first team the Tigers have faced twice in the tournament. This is the fourth time Auburn has been a 5 seed or higher (1 seed in 1999, 4 seed in 2018 and 5 seed in 1984).

» Auburn is currently fourth in the nation with nine straight NCAA Tournament opening round victories. The Tigers trail only North Carolina (16), Kansas (12) and Gonzaga (11) as programs with the most consecutive NCAA Tournament appearances with at least one win.

» Bryce Brown was named SEC Tournament MVP after leading the Tigers to four wins in four days and averaging a team-high 16.5 points per game. Jared Harper and Chuma Okeke were also named to the All-Tournament Team.

» Auburn is 8-0 in March for the first time in program history. The eight wins are the most by the Tigers all-time, besting the previous record of seven held by the 1985 squad.

» Auburn's win over New Mexico State, who entered the game with a 30-4 record, is the Tigers' third NCAA Tournament win all-time over a team that entered the contest with at least 30 wins. In 1986, Auburn defeated top-seeded St. John's (31-4) by a score of 81-65 in the second round of the West Regional. The Tigers followed that up with a 70-63 victory over UNLV (33-4) in the regional semifinal.

» Thursday's win vs. New Mexico State was the 27th of the season for Auburn, which surpasses the Tigers' 26 wins from last season for second-most in program history and are only two behind the 1998-99 Tigers' program record of 29 victories. The 53 wins for Auburn over the last two seasons tie the 1998-99 and 1999-2000 teams for the most wins over a two-year period in program history.





» After being one of the youngest teams in the NCAA last year with one senior, Auburn boasts 13 upperclassmen and has 4,182 career points returning for the 2018-19 season - eighth-highest in the country.

## PROBABLE AUBURN STARTERS

Pos.	No.	Name	Ht.	Wt.	Cl.	Hometown (Last School)	PPG	RPG	APG	Blk	Stl	FG%	FT%
G	1	Jared Harper	5-11	175	Jr.	Mableton, Ga. (Pebblebrook HS)	15.3	2.6	5.7	0	42	.398	.814
G	2	Bryce Brown	6-3	198	Sr.	Stone Mountain, Ga. (Tucker HS)	15.7	2.0	1.9	2	39	.426	.808
G/F	4	Malik Dunbar	6-6	230	Sr.	North Augusta, S.C. (Col. of Central Florida)	7.3	3.3	0.6	14	33	.433	.627
F	5	Chuma Okeke	6-8	230	So.	Atlanta, Ga. (Westlake HS)	11.8	6.8	1.9	44	63	.491	.729
F	24	Anfernee McLemore	6-7	220	Jr.	Warwick, Ga. (Worth County)	6.6	3.8	0.3	39	26	.447	.619
F	0	Horace Spencer	6-8	225	Sr.	Philadelphia, Pa. (Findlay Prep)	4.5	4.3	0.4	30	31	.463	.589
F	3	Danjel Purifoy	6-7	230	Jr.	Centreville, Ala. (Hargrave Military Academy)	3.3	1.8	0.6	1	14	.420	.667
G	10	Samir Doughty	6-4	195	Jr.	Philadelphia, Pa. (VCU)	7.3	3.3	1.8	3	51	.458	.804
G	12	J'Von McCormick	6-0	175	Jr.	New Orleans, La. (Lee College)	3.9	0.9	1.4	2	29	.564	.588
C	50	Austin Wiley	6-11	260	Jr.	Hoover, Ala. (Calusa Prep)	7.4	4.3	0.1	32	6	.566	.590

MEDIA SPOT CHART

(probable starters in orange)

	<b>0</b>	<b>HORACE SPENCER</b> <table border="1"> <thead> <tr> <th>GP-GS</th> <th>PPG</th> <th>RPG</th> <th>BPG</th> <th>FG%</th> <th>FT%</th> </tr> </thead> <tbody> <tr> <td>2018-19</td> <td>36-36</td> <td>4.5</td> <td>4.3</td> <td>0.8</td> <td>.463</td> <td>.589</td> </tr> <tr> <td>Career</td> <td>120-44</td> <td>4.8</td> <td>4.5</td> <td>1.4</td> <td>.477</td> <td>.579</td> </tr> </tbody> </table>	GP-GS	PPG	RPG	BPG	FG%	FT%	2018-19	36-36	4.5	4.3	0.8	.463	.589	Career	120-44	4.8	4.5	1.4	.477	.579	SR » F » 6-8 » 225 » Philadelphia, Pa. » Findlay Prep • 10 offensive reb vs. Miss. College (1 shy of Auburn record) • 3rd on career blk list at 166; passed Korvotney Barber (05-09; 155) • <b>LAST GAME:</b> 2 reb, 1 blk, 1 stl in 17 min vs. New Mexico St.	<b>Career-Highs</b> Pts _____ 14 Reb _____ 17 Ast _____ 3 Blk _____ 7 Min _____ 29
GP-GS	PPG	RPG	BPG	FG%	FT%																			
2018-19	36-36	4.5	4.3	0.8	.463	.589																		
Career	120-44	4.8	4.5	1.4	.477	.579																		
	<b>1</b>	<b>JARED HARPER</b> <table border="1"> <thead> <tr> <th>GP-GS</th> <th>PPG</th> <th>RPG</th> <th>APG</th> <th>FG%</th> <th>FT%</th> </tr> </thead> <tbody> <tr> <td>2018-19</td> <td>36-36</td> <td>15.3</td> <td>2.6</td> <td>5.7</td> <td>.398</td> <td>.814</td> </tr> <tr> <td>Career</td> <td>102-100</td> <td>13.4</td> <td>2.3</td> <td>4.8</td> <td>.383</td> <td>.786</td> </tr> </tbody> </table>	GP-GS	PPG	RPG	APG	FG%	FT%	2018-19	36-36	15.3	2.6	5.7	.398	.814	Career	102-100	13.4	2.3	4.8	.383	.786	JR » G » 5-11 » 175 » Mableton, Ga. » Pebblebrook HS • 1 of 9 SEC players all-time with 1,200 pts, 450 ast and 175 3s • Accounts for 38% of offense through points and assists • <b>LAST GAME:</b> 17 pts, 4 ast, 4-8 3-pt in 31 min vs. New Mexico St.	<b>Career-Highs</b> Pts _____ 31 Reb _____ 6 (4x) Ast _____ 14 Stl _____ 4 (4x) Min _____ 43
GP-GS	PPG	RPG	APG	FG%	FT%																			
2018-19	36-36	15.3	2.6	5.7	.398	.814																		
Career	102-100	13.4	2.3	4.8	.383	.786																		
	<b>2</b>	<b>BRYCE BROWN</b> <table border="1"> <thead> <tr> <th>GP-GS</th> <th>PPG</th> <th>RPG</th> <th>APG</th> <th>FG%</th> <th>FT%</th> </tr> </thead> <tbody> <tr> <td>2018-19</td> <td>36-36</td> <td>15.7</td> <td>2.0</td> <td>1.9</td> <td>.426</td> <td>.808</td> </tr> <tr> <td>Career</td> <td>127-93</td> <td>12.6</td> <td>1.9</td> <td>1.4</td> <td>.390</td> <td>.785</td> </tr> </tbody> </table>	GP-GS	PPG	RPG	APG	FG%	FT%	2018-19	36-36	15.7	2.0	1.9	.426	.808	Career	127-93	12.6	1.9	1.4	.390	.785	SR » G » 6-3 » 198 » Stone Mountain, Ga. » Tucker HS • 4th in SEC history w/ 365 3s; 3rd is Pat Bradley (ARK) w/ 366 • Set AU season record with 124 3s; Lance Weems (95-96) had 108 • <b>LAST GAME:</b> 12 pts, 5 ast, 3 reb, 2 stl in 30 min vs. New Mexico St.	<b>Career-Highs</b> Pts _____ 34 Reb _____ 6 Ast _____ 5 (6x) Stl _____ 3 (7x) Min _____ 43
GP-GS	PPG	RPG	APG	FG%	FT%																			
2018-19	36-36	15.7	2.0	1.9	.426	.808																		
Career	127-93	12.6	1.9	1.4	.390	.785																		
	<b>3</b>	<b>DANJEL PURIFOY</b> <table border="1"> <thead> <tr> <th>GP-GS</th> <th>PPG</th> <th>RPG</th> <th>APG</th> <th>FG%</th> <th>FT%</th> </tr> </thead> <tbody> <tr> <td>2018-19</td> <td>24-0</td> <td>3.3</td> <td>1.8</td> <td>0.6</td> <td>.420</td> <td>.667</td> </tr> <tr> <td>Career</td> <td>53-25</td> <td>7.8</td> <td>3.4</td> <td>1.2</td> <td>.403</td> <td>.860</td> </tr> </tbody> </table>	GP-GS	PPG	RPG	APG	FG%	FT%	2018-19	24-0	3.3	1.8	0.6	.420	.667	Career	53-25	7.8	3.4	1.2	.403	.860	JR » F » 6-7 » 230 » Centreville, Ala. » Hargrave Military Academy • 48% FG, 38% 3-pt, 80% FT in games won this season • 5.0 ppg, 2.6 rpg, 67% FG, 50% 3-pt in 2019 postseason • <b>LAST GAME:</b> 4 pts, 2-4 FG in 10 min vs. New Mexico St.	<b>Career-Highs</b> Pts _____ 27 (2x) Reb _____ 15 Ast _____ 9 Stl _____ 3 (6x) Min _____ 39
GP-GS	PPG	RPG	APG	FG%	FT%																			
2018-19	24-0	3.3	1.8	0.6	.420	.667																		
Career	53-25	7.8	3.4	1.2	.403	.860																		
	<b>4</b>	<b>MALIK DUNBAR</b> <table border="1"> <thead> <tr> <th>GP-GS</th> <th>PPG</th> <th>RPG</th> <th>APG</th> <th>FG%</th> <th>FT%</th> </tr> </thead> <tbody> <tr> <td>2018-19</td> <td>35-9</td> <td>6.8</td> <td>3.3</td> <td>0.6</td> <td>.433</td> <td>.627</td> </tr> <tr> <td>Career</td> <td>69-12</td> <td>6.1</td> <td>2.9</td> <td>0.4</td> <td>.427</td> <td>.610</td> </tr> </tbody> </table>	GP-GS	PPG	RPG	APG	FG%	FT%	2018-19	35-9	6.8	3.3	0.6	.433	.627	Career	69-12	6.1	2.9	0.4	.427	.610	SR » G/F » 6-6 » 230 » North Augusta, S.C. » Col. of Central Florida • 7.3 ppg, 3.3 rpg, 43% FG in games won this season • Team is 11-3 when he scores in double figures in his career • <b>LAST GAME:</b> 5 pts, 1 reb, 2-2 FT in 20 min vs. New Mexico St.	<b>Career-Highs</b> Pts _____ 16 Reb _____ 8 Ast _____ 3 Stl _____ 5 Min _____ 30
GP-GS	PPG	RPG	APG	FG%	FT%																			
2018-19	35-9	6.8	3.3	0.6	.433	.627																		
Career	69-12	6.1	2.9	0.4	.427	.610																		
	<b>5</b>	<b>CHUMA OKEKE</b> <table border="1"> <thead> <tr> <th>GP-GS</th> <th>PPG</th> <th>RPG</th> <th>APG</th> <th>FG%</th> <th>FT%</th> </tr> </thead> <tbody> <tr> <td>2018-19</td> <td>36-36</td> <td>11.8</td> <td>6.8</td> <td>1.9</td> <td>.491</td> <td>.729</td> </tr> <tr> <td>Career</td> <td>70-36</td> <td>9.7</td> <td>6.3</td> <td>1.5</td> <td>.478</td> <td>.707</td> </tr> </tbody> </table>	GP-GS	PPG	RPG	APG	FG%	FT%	2018-19	36-36	11.8	6.8	1.9	.491	.729	Career	70-36	9.7	6.3	1.5	.478	.707	SO » F » 6-8 » 230 » Atlanta, Ga. » Westlake HS • Double figures in 18 of last 21 games (13.1 ppg, 7.2 rpg, 1.8 spg) • Led team in rebounding 20 times this season (most on team) • <b>LAST GAME:</b> 13 pts, 5 reb, 3 stl, 1 blk in 31 min vs. New Mexico St.	<b>Career-Highs</b> Pts _____ 23 Reb _____ 14 (2x) Ast _____ 5 (2x) Blk _____ 3 (2x) Min _____ 36 (2x)
GP-GS	PPG	RPG	APG	FG%	FT%																			
2018-19	36-36	11.8	6.8	1.9	.491	.729																		
Career	70-36	9.7	6.3	1.5	.478	.707																		
	<b>10</b>	<b>SAMIR DOUGHTY</b> <table border="1"> <thead> <tr> <th>GP-GS</th> <th>PPG</th> <th>RPG</th> <th>APG</th> <th>FG%</th> <th>FT%</th> </tr> </thead> <tbody> <tr> <td>2018-19</td> <td>36-27</td> <td>7.3</td> <td>3.3</td> <td>1.8</td> <td>.458</td> <td>.804</td> </tr> <tr> <td>Career</td> <td>71-42</td> <td>8.1</td> <td>3.5</td> <td>1.9</td> <td>.430</td> <td>.778</td> </tr> </tbody> </table>	GP-GS	PPG	RPG	APG	FG%	FT%	2018-19	36-27	7.3	3.3	1.8	.458	.804	Career	71-42	8.1	3.5	1.9	.430	.778	JR » G » 6-4 » 195 » Philadelphia, Pa. » VCU • 7.4 ppg, 3.1 rpg, 44% FG during current 9-game winning streak • 8.1 ppg, 3.7 rpg, 48% FG in games won this season • <b>LAST GAME:</b> 4 pts, 1 ast, 1 reb, 1-2 3-pt in 20 min vs. New Mexico St.	<b>Career-Highs</b> Pts _____ 23 Reb _____ 10 Ast _____ 10 Stl _____ 4 (2x) Min _____ 35
GP-GS	PPG	RPG	APG	FG%	FT%																			
2018-19	36-27	7.3	3.3	1.8	.458	.804																		
Career	71-42	8.1	3.5	1.9	.430	.778																		
	<b>12</b>	<b>J'VON MCCORMICK</b> <table border="1"> <thead> <tr> <th>GP-GS</th> <th>PPG</th> <th>RPG</th> <th>APG</th> <th>FG%</th> <th>FT%</th> </tr> </thead> <tbody> <tr> <td>2018-19</td> <td>35-0</td> <td>3.9</td> <td>0.9</td> <td>1.4</td> <td>.564</td> <td>.588</td> </tr> <tr> <td>Career</td> <td>35-0</td> <td>3.9</td> <td>0.9</td> <td>1.4</td> <td>.564</td> <td>.588</td> </tr> </tbody> </table>	GP-GS	PPG	RPG	APG	FG%	FT%	2018-19	35-0	3.9	0.9	1.4	.564	.588	Career	35-0	3.9	0.9	1.4	.564	.588	JR » G » 6-0 » 175 » New Orleans, La. » Lee College • 5.9 ppg, 65% FG, 57% 3-pt during current 9-game winning streak • Team is 21-2 when he plays 10+ min. • <b>LAST GAME:</b> 16 pts, 2 reb, 2 stl, 6-8 FG in 17 min vs. New Mexico St.	<b>Career-Highs</b> Pts _____ 14 Reb _____ 4 (2x) Ast _____ 4 (3x) Stl _____ 3 (4x) Min _____ 23
GP-GS	PPG	RPG	APG	FG%	FT%																			
2018-19	35-0	3.9	0.9	1.4	.564	.588																		
Career	35-0	3.9	0.9	1.4	.564	.588																		
	<b>20</b>	<b>MYLES PARKER</b> <table border="1"> <thead> <tr> <th>GP-GS</th> <th>PPG</th> <th>RPG</th> <th>APG</th> <th>FG%</th> <th>FT%</th> </tr> </thead> <tbody> <tr> <td>2018-19</td> <td>12-0</td> <td>0.7</td> <td>0.1</td> <td>0.0</td> <td>.231</td> <td>.500</td> </tr> <tr> <td>Career</td> <td>12-0</td> <td>0.7</td> <td>0.1</td> <td>0.0</td> <td>.231</td> <td>.500</td> </tr> </tbody> </table>	GP-GS	PPG	RPG	APG	FG%	FT%	2018-19	12-0	0.7	0.1	0.0	.231	.500	Career	12-0	0.7	0.1	0.0	.231	.500	FR » F » 6-8 » 200 » Madison, Ala. » Madison Academy • Made first appearance in Auburn uniform vs. South Alabama • Lengthy forward with potential to contribute early in career • <b>LAST GAME:</b> DNP vs. New Mexico St.	<b>Career-Highs</b> Pts _____ 3 Reb _____ 0 Ast _____ 0 Stl _____ 1 Min _____ 6
GP-GS	PPG	RPG	APG	FG%	FT%																			
2018-19	12-0	0.7	0.1	0.0	.231	.500																		
Career	12-0	0.7	0.1	0.0	.231	.500																		
	<b>22</b>	<b>WILL MACOY</b> <table border="1"> <thead> <tr> <th>GP-GS</th> <th>PPG</th> <th>RPG</th> <th>APG</th> <th>FG%</th> <th>FT%</th> </tr> </thead> <tbody> <tr> <td>2018-19</td> <td>11-0</td> <td>0.5</td> <td>0.1</td> <td>0.1</td> <td>.200</td> <td>.600</td> </tr> <tr> <td>Career</td> <td>25-0</td> <td>0.6</td> <td>0.2</td> <td>0.1</td> <td>.250</td> <td>.556</td> </tr> </tbody> </table>	GP-GS	PPG	RPG	APG	FG%	FT%	2018-19	11-0	0.5	0.1	0.1	.200	.600	Career	25-0	0.6	0.2	0.1	.250	.556	JR » G » 6-4 » 200 » Birmingham, Ala. » Vestavia Hills HS • Earned scholarship in locker room following win vs. Georgia (1/12) • Played in 25 career games • <b>LAST GAME:</b> DNP vs. New Mexico St.	<b>Career-Highs</b> Pts _____ 8 Reb _____ 1 (4x) Ast _____ 1 Stl _____ 1 (3x) Min _____ 5
GP-GS	PPG	RPG	APG	FG%	FT%																			
2018-19	11-0	0.5	0.1	0.1	.200	.600																		
Career	25-0	0.6	0.2	0.1	.250	.556																		
	<b>24</b>	<b>ANFERNEE MCLEMORE</b> <table border="1"> <thead> <tr> <th>GP-GS</th> <th>PPG</th> <th>RPG</th> <th>BPG</th> <th>FG%</th> <th>FT%</th> </tr> </thead> <tbody> <tr> <td>2018-19</td> <td>36-30</td> <td>6.6</td> <td>3.8</td> <td>1.1</td> <td>.447</td> <td>.619</td> </tr> <tr> <td>Career</td> <td>95-52</td> <td>6.4</td> <td>4.4</td> <td>1.6</td> <td>.528</td> <td>.649</td> </tr> </tbody> </table>	GP-GS	PPG	RPG	BPG	FG%	FT%	2018-19	36-30	6.6	3.8	1.1	.447	.619	Career	95-52	6.4	4.4	1.6	.528	.649	JR » F » 6-7 » 220 » Warwick, Ga. » Worth County HS • 7.2 ppg, 48% FG, 35% 3-pt in games won this season • 5th career blocks list (149); 16 behind teammate Horace Spencer • <b>LAST GAME:</b> 3 pts, 2 reb, 1 ast, 1 stl in 13 min vs. New Mexico St.	<b>Career-Highs</b> Pts _____ 19 (3x) Reb _____ 13 Ast _____ 2 (3x) Blk _____ 6 Min _____ 30
GP-GS	PPG	RPG	BPG	FG%	FT%																			
2018-19	36-30	6.6	3.8	1.1	.447	.619																		
Career	95-52	6.4	4.4	1.6	.528	.649																		
	<b>41</b>	<b>COLE BLACKSTOCK</b> <table border="1"> <thead> <tr> <th>GP-GS</th> <th>PPG</th> <th>RPG</th> <th>BPG</th> <th>FG%</th> <th>FT%</th> </tr> </thead> <tbody> <tr> <td>2018-19</td> <td>10-0</td> <td>0.4</td> <td>0.5</td> <td>0.2</td> <td>.000</td> <td>.667</td> </tr> <tr> <td>Career</td> <td>31-0</td> <td>0.4</td> <td>0.4</td> <td>0.1</td> <td>.333</td> <td>.846</td> </tr> </tbody> </table>	GP-GS	PPG	RPG	BPG	FG%	FT%	2018-19	10-0	0.4	0.5	0.2	.000	.667	Career	31-0	0.4	0.4	0.1	.333	.846	SR » F » 6-9 » 260 » Killen, Ala. » Brooks HS • Earned scholarship in locker room following win vs. Georgia (1/12) • Appeared in 31 career games • <b>LAST GAME:</b> DNP vs. New Mexico St.	<b>Career-Highs</b> Pts _____ 3 Reb _____ 2 (3x) Ast _____ 1 Blk _____ 1 (3x) Min _____ 5
GP-GS	PPG	RPG	BPG	FG%	FT%																			
2018-19	10-0	0.4	0.5	0.2	.000	.667																		
Career	31-0	0.4	0.4	0.1	.333	.846																		
	<b>50</b>	<b>AUSTIN WILEY</b> <table border="1"> <thead> <tr> <th>GP-GS</th> <th>PPG</th> <th>RPG</th> <th>BPG</th> <th>FG%</th> <th>FT%</th> </tr> </thead> <tbody> <tr> <td>2018-19</td> <td>25-5</td> <td>7.4</td> <td>4.3</td> <td>1.3</td> <td>.566</td> <td>.590</td> </tr> <tr> <td>Career</td> <td>48-27</td> <td>8.0</td> <td>4.5</td> <td>1.3</td> <td>.575</td> <td>.531</td> </tr> </tbody> </table>	GP-GS	PPG	RPG	BPG	FG%	FT%	2018-19	25-5	7.4	4.3	1.3	.566	.590	Career	48-27	8.0	4.5	1.3	.575	.531	JR » C » 6-11 » 260 » Hoover, Ala. » Calusa Prep • 63% FG, 100% FT, 0.5 bpg during current 9-game winning streak • Double-double (17 pts, 10 reb) in first start of 18-19 vs. Murray State • <b>LAST GAME:</b> 4 pts, 2 reb, 2-3 FG in 11 min vs. New Mexico St.	<b>Career-Highs</b> Pts _____ 25 Reb _____ 12 Ast _____ 1 (6x) Blk _____ 5 (2x) Min _____ 26 (2x)
GP-GS	PPG	RPG	BPG	FG%	FT%																			
2018-19	25-5	7.4	4.3	1.3	.566	.590																		
Career	48-27	8.0	4.5	1.3	.575	.531																		

## 2018-19 NUMERICAL ROSTER

No.	Name	Pos.	Ht.	Wt.	Cl.	Hometown (Last School)
0	Horace Spencer	F	6-8	225	Sr.	Philadelphia, Pa. (Findlay Prep)
1	Jared Harper	G	6-0	175	Jr.	Mableton, Ga. (Pebblebrook)
2	Bryce Brown	G	6-3	198	Sr.	Stone Mountain, Ga. (Tucker)
3	Danjel Purifoy	F	6-7	230	Jr.	Centreville, Ala. (Hargrave Military Academy)
4	Malik Dunbar	G/F	6-6	230	Sr.	North Augusta, S.C. (College of Central Florida)
5	Chuma Okeke	F	6-8	230	So.	Atlanta, Ga. (Westlake)
10	Samir Doughty	G	6-4	195	Jr.	Philadelphia, Pa. (VCU)
12	J'Von McCormick	G	6-0	175	Jr.	New Orleans, La. (Lee College)
14	Preston Cook	G	6-4	190	Fr.	Auburn, Ala. (Auburn)
20	Myles Parker	F	6-8	200	Fr.	Madison, Ala. (Madison Academy)
21	Devontae Williams	G	6-5	215	Jr.	Opp, Ala. (Opp)
22	Will Macoy	G	6-4	200	Jr.	Birmingham, Ala. (Vestavia Hills)
23	Jamal Johnson*	G	6-4	185	So.	Birmingham, Ala. (Memphis)
24	Anfernee McLemore	F	6-7	220	Jr.	Warwick, Ga. (Worth County)
33	Chase Maasdorp	G	6-0	170	Fr.	Lakewood Ranch, Fla. (The Out-of-Door Academy)
41	Cole Blackstock	F	6-9	260	Sr.	Killen, Ala. (Brooks)
50	Austin Wiley	C	6-11	260	Jr.	Hoover, Ala. (Calusa Prep)
54	Thomas Collier	F	6-9	215	Jr.	Birmingham, Ala. (Briarwood Christian)

\* will redshirt 2018-19 season after transferring and have three years of eligibility remaining

- Head Coach:** Bruce Pearl (5th season)
- Assistant Coach:** Ira Bowman (1st season)
- Assistant Coach:** Wes Flanigan (1st season)
- Assistant Coach:** Steven Pearl (5th season)
- Director of Operations:** Chad Prewett (5th season)
- Assistant Director of Operations:** Mike Burgomaster (3rd season)
- Athletic Trainer:** Clark Pearson (10th season)
- Strength & Conditioning Coach:** Damon Davis (10th season)
- Video Coordinator:** Ian Borders (1st season)

## 2018-19 ALPHABETICAL ROSTER

No.	Name	Pos.	Ht.	Wt.	Cl.	Hometown (Last School)
41	Cole Blackstock	F	6-9	260	Sr.	Killen, Ala. (Brooks)
2	Bryce Brown	G	6-3	198	Sr.	Stone Mountain, Ga. (Tucker)
54	Thomas Collier	F	6-9	215	Jr.	Birmingham, Ala. (Briarwood Christian)
14	Preston Cook	G	6-4	190	Fr.	Auburn, Ala. (Auburn)
10	Samir Doughty	G	6-4	195	Jr.	Philadelphia, Pa. (VCU)
4	Malik Dunbar	G/F	6-6	230	Sr.	North Augusta, S.C. (College of Central Florida)
1	Jared Harper	G	6-0	175	Jr.	Mableton, Ga. (Pebblebrook)
23	Jamal Johnson*	G	6-4	185	So.	Birmingham, Ala. (Memphis)
22	Will Macoy	G	6-4	200	Jr.	Birmingham, Ala. (Vestavia Hills)
33	Chase Maasdorp	G	6-0	170	Fr.	Lakewood Ranch, Fla. (The Out-of-Door Academy)
12	J'Von McCormick	G	6-0	175	Jr.	New Orleans, La. (Lee College)
24	Anfernee McLemore	F	6-7	220	Jr.	Warwick, Ga. (Worth County)
0	Horace Spencer	F	6-8	225	Sr.	Philadelphia, Pa. (Findlay Prep)
5	Chuma Okeke	F	6-8	230	So.	Atlanta, Ga. (Westlake)
20	Myles Parker	F	6-8	200	Fr.	Madison, Ala. (Madison Academy)
3	Danjel Purifoy	F	6-7	230	Jr.	Centreville, Ala. (Hargrave Military Academy)
50	Austin Wiley	C	6-11	260	Jr.	Hoover, Ala. (Calusa Prep)
21	Devontae Williams	G	6-5	215	Jr.	Opp, Ala. (Opp)

## ROSTER BY CLASS

- Freshmen (3)**  
Preston Cook, Chase Maasdorp, Myles Parker
- Sophomores (2)**  
Jamal Johnson, Chuma Okeke
- Juniors (9)**  
Thomas Collier, Samir Doughty, Jared Harper, Will Macoy, J'Von McCormick, Anfernee McLemore, Danjel Purifoy, Austin Wiley, Devontae Williams
- Seniors (4)**  
Cole Blackstock, Bryce Brown, Malik Dunbar, Horace Spencer

## PRONUNCIATION GUIDE

- SAMIR DOUGHTY** SAH-meer DOW-tee
- MALIK** Dunbar Muh-LEEK
- J'VON** McCormick JAY-vahn
- ANFERNEE** McLemore ANN-fur-knee
- CHUMA OKEKE** CHOO-muh oh-KEE-KEE
- DANJEL PURIFOY** DAN-jel PURE-a-foy
- HORACE** Spencer HOR-us
- MAASDORP** Chase MAAHS-doorp

## QUICK FACTS

### UNIVERSITY INFORMATION

Location \_\_\_\_\_ Auburn, Ala.  
 Founded \_\_\_\_\_ 1856  
 Enrollment \_\_\_\_\_ 25,469  
 Nickname \_\_\_\_\_ Tigers  
 Colors \_\_\_\_\_ Burnt Orange and Navy Blue  
 Conference \_\_\_\_\_ Southeastern (SEC)

### ADMINISTRATION

President \_\_\_\_\_ Dr. Steven Leath  
 Director of Athletics \_\_\_\_\_ Allen Greene  
 Athletics Phone \_\_\_\_\_ 855-282-2010

### BASKETBALL STAFF INFORMATION

Head Coach \_\_\_\_\_ Bruce Pearl  
 Alma Mater \_\_\_\_\_ Boston College '82  
 Career Record \_\_\_\_\_ 559-216 (.721)  
 Seasons \_\_\_\_\_ 24th  
 Record at Auburn \_\_\_\_\_ 97-71 (.577)  
 Seasons \_\_\_\_\_ 5th  
 Assistant Coach \_\_\_\_\_ Ira Bowman  
 Alma Mater \_\_\_\_\_ Penn '96  
 Assistant Coach \_\_\_\_\_ Wes Flanigan  
 Alma Mater \_\_\_\_\_ Auburn '97  
 Assistant Coach \_\_\_\_\_ Steven Pearl  
 Alma Mater \_\_\_\_\_ Tennessee '10  
 Director of Operations \_\_\_\_\_ Chad Prewett  
 Alma Mater \_\_\_\_\_ Troy State '94  
 Assistant Director of Ops \_\_\_\_\_ Mike Burgomaster  
 Alma Mater \_\_\_\_\_ Miami '16  
 Athletic Trainer \_\_\_\_\_ Clark Pearson  
 Alma Mater \_\_\_\_\_ Kentucky '96  
 Strength & Conditioning Coach \_\_\_\_\_ Damon Davis  
 Alma Mater \_\_\_\_\_ Western Illinois '03  
 Video Coordinator \_\_\_\_\_ Ian Borders  
 Alma Mater \_\_\_\_\_ Louisville '07

### PROGRAM INFORMATION

First Year of Basketball \_\_\_\_\_ 1905-06  
 All-Time Record \_\_\_\_\_ 1346-1188-1 (.531)  
 All-Time SEC Record \_\_\_\_\_ 610-742 (.451)  
 SEC Championships \_\_\_\_\_ 3 (1960, 1999, 2018)  
 SEC Tournament Titles \_\_\_\_\_ 2 (1985, 2019)  
 NCAA Tournament Appearances \_\_\_\_\_ 10  
 NCAA Tournament Record \_\_\_\_\_ 14-9  
 All-Americans \_\_\_\_\_ 13  
 All-SEC Selections \_\_\_\_\_ 91

### TEAM INFORMATION

2017-18 Record \_\_\_\_\_ 26-8  
 SEC Record / Finish \_\_\_\_\_ 13-5 / 1st  
 Home / Away / Neutral \_\_\_\_\_ 15-1 / 7-4 / 4-3  
 Associated Press Final Ranking \_\_\_\_\_ 19  
 USA Today Final Ranking \_\_\_\_\_ 23  
 Letterwinners Returning / Lost \_\_\_\_\_ 11 / 4  
 Starters Returning / Lost \_\_\_\_\_ 3 / 2  
 Newcomers \_\_\_\_\_ 2

### ATHLETICS COMMUNICATIONS

Associate AD \_\_\_\_\_ Kirk Sampson  
 Assistant Director (MBB Contact) \_\_\_\_\_ Cody Voga  
 Cell \_\_\_\_\_ 334-750-9023  
 Email \_\_\_\_\_ voga@auburn.edu

### SOCIAL MEDIA

Instagram \_\_\_\_\_ @AuburnMBB / @AuburnTigers  
 Twitter \_\_\_\_\_ @AuburnMBB / @AuburnTigers  
 Facebook \_\_\_\_\_ @AuburnMBB / @AuburnTigers  
 Hashtags \_\_\_\_\_ #WarEagle / #UnfinishedBusiness

**BRUCE PEARL**

Head Coach  
5th year at Auburn • 97-71  
24th year overall • 559-216



- 7 National Coach of the Year Awards
- 2006 Basketball Times, CBSsportsline, Sporting News National Coach of the Year
- 2008 SEC Co-Coach of the Year
- 2008 Rupp Cup Co-winner
- 2006 & 2008 AP SEC Coach of the Year
- Has advanced to postseason play in 20 of 24 years as a head coach
- Set single-season wins records at three different schools (29 at Southern Indiana in 1995; 26 at Wisconsin-Milwaukee in 2005; 31 at Tennessee in 2008)
- Bruce Pearl's teams have led their conference in scoring 17 of the 24 years that he has been a head coach. His squads were the SEC's scoring champion in four of his six seasons at Tennessee, averaging 77.4 ppg while allowing 70.5 ppg
- One of just seven active head coaches who has led his teams to at least 10 NCAA Sweet 16 appearances (10 total)
- Bruce Pearl is ranked second in the SEC among current head coaches in career winning percentage (.718), fifth in winning percentage as a SEC head coach (.622), fifth in average wins per year as a SEC head coach (21.0) and fifth in SEC games only win pct. (.540, 81-70)
- Bruce Pearl is the 11th coach in SEC history to win four conference crowns (overall or division) in a 10-year span. He is on the same list as Adolph Rupp (UK), Babe McCarthy (MSU), Billy Donovan (UF), Dale Brown (LSU), Joe Hall (UK), John Calipari (UK), Nolan Richardson (ARK), Rick Pitino (UK), Rick Stansbury (MSU) and Tubby Smith (UK)
- Auburn sold out of season tickets for the fourth straight time in 2017-18, all under Pearl, to continue the school record streak. Prior to Pearl, the only other time the Tigers sold out of season tickets came in the 1999-2000 season
- Auburn averaged 8,221 in its 15 home games during the 2017-18 season, which included seven sellouts in the nine SEC games. The 8,221 average is the highest in Auburn Arena history
- In 23 years as a head coach, Bruce Pearl's teams have finished either first or second in conference play 16 times
- At the Division I level, Pearl's teams have topped the 100-point mark 18 times, including a high of 124 in 2009 as well as 121 in the 2007 NCAA Tournament. In his second year as a coach at Southern Indiana the team averaged 101.7 ppg
- In the past two seasons, Auburn has the best non-conference record in the SEC during the regular season at 23-3 (.885), while scheduling perennial NCAA Tournament teams in Dayton, Middle Tennessee, Murray State, Oklahoma, Texas Tech and UConn.

**HEAD COACHING RECORD**

Year	School	Record	Postseason
1992-93	Southern Indiana	22-7	NCAA Region 3rd Place
1993-94	Southern Indiana	28-4	NCAA Runner-Up
1994-95	Southern Indiana	29-4	NCAA Champions
1995-96	Southern Indiana	25-4	NCAA Sweet 16
1996-97	Southern Indiana	23-5	NCAA First Round
1997-98	Southern Indiana	27-6	NCAA Sweet 16
1998-99	Southern Indiana	26-6	NCAA Sweet 16
1999-00	Southern Indiana	25-6	NCAA Sweet 16
2000-01	Southern Indiana	26-4	NCAA First Round
<b>Total</b>		<b>231-46</b>	
2001-02	Milwaukee	16-13	-
2002-03	Milwaukee	24-8	NCAA First Round
2003-04	Milwaukee	20-11	NIT First Round
2004-05	Milwaukee	26-6	NCAA Sweet 16
<b>Total</b>		<b>86-38</b>	
2005-06	Tennessee	22-8	NCAA Second Round
2006-07	Tennessee	24-11	NCAA Sweet 16
2007-08	Tennessee	31-5	NCAA Sweet 16
2008-09	Tennessee	21-13	NCAA First Round
2009-10	Tennessee	28-9	NCAA Elite Eight
2010-11	Tennessee	19-15	NCAA First Round
<b>Total</b>		<b>145-61</b>	
2014-15	Auburn	15-20	-
2015-16	Auburn	11-20	-
2016-17	Auburn	18-14	-
2017-18	Auburn	26-8	NCAA Second Round
2018-19	Auburn	27-9	NCAA Second Round
<b>Total</b>		<b>97-71</b>	
<b>Career</b>		<b>559-216</b>	

- His teams have been just as successful off the court as Auburn has had 18 graduates in four years – the most in the SEC. In 2018, Auburn received an Academic Progress Rate Public Recognition Award marking the first time the Tigers have been honored since the award began tracking data in 2004. The NCAA annually honors teams earning multiyear Academic Progress Rates in the top 10 percent of all squads in each sport.
- Auburn recently secured its third perfect APR score of 1,000 in mid-May, something that has never been accomplished in program history.
- In the past four years, Auburn men's basketball has averaged an APR of 995 (out of 1,000). In the previous four seasons before Pearl and his staff arrived, Auburn's APR average score was 940.
- Bruce Pearl has raised \$1 million in only four golf tournaments at Auburn. Pearl and his wife, Brandy, have remarkably raised \$770,000 in the last three years benefitting Children's Harbor in Birmingham through the Bruce Pearl Fore the Children Golf Classic. The mission of Children's Harbor is to help children with serious illness and their families. Over \$200,000 was raised in the Bruce, Barkley & Basketball Golf Classic Oct. 23-24, 2016, benefitting the Auburn Basketball program.
- Pearl started AURLIVE at Auburn in 2015-16 to benefit cancer patients in the fight to beat cancer. AURLIVE raises the awareness of cancer prevention and detection while t-shirt sales and donations raise money to benefit cancer patients. He initiated the AURLIVE program in 2009 at Tennessee in recognition of former Vol Chris Lofton, who beat testicular cancer through early diagnosis and treatment and went on to play the entire 2007-08 season while recovering from his battle with the disease.
- The Bruce Pearl Family Foundation in conjunction with L5 Foundation, an organization dedicated to addressing the essential and basic needs of cancer patients, donated \$20,000 to five charities in a ceremony in Knoxville in August 2015.
- The Pearl family announced on Feb. 27, 2007, a \$100,000 donation to endow a scholarship in the name of former Tennessee player Dane Bradshaw. The Dane Bradshaw Athletic Scholarship Endowment is awarded to the male or female student-athlete at UT who best epitomizes the characteristics of the 2006-07 senior captain.

## TOP PERFORMANCES UNDER PEARL AT AUBURN

## MOST POINTS TEAM

- 119, vs. Northwestern State (Nov. 27, 2015)  
119, vs. Winthrop (Nov. 24, 2017)
- 117, vs. Coastal Carolina (Dec. 15, 2016)
- 105, vs. Louisiana (Nov. 21, 2014)
- 103, vs. Mississippi College (Nov. 14, 2018)**

## MOST POINTS INDIVIDUAL

- 34, Bryce Brown vs. Dayton (Dec. 8, 2018)**
- 31, Bryce Brown vs. Norfolk State (Nov. 10, 2017)  
31, Mustapha Heron vs. Winthrop (Nov. 24, 2017)  
**31, Jared Harper at UAB (Dec. 15, 2018)**
- 29, Antoine Mason at Kentucky (Feb. 21, 2015)  
29, KT Harrell vs. LSU (Mar. 13, 2015)  
29, Bryce Brown vs. South Carolina (Mar. 3, 2018)

## MOST REBOUNDS TEAM

- 66, vs. Mississippi College (Nov. 14, 2018)**
- 52, vs. Gardner-Webb (Dec. 6, 2017)
- 51, vs. Eastern Kentucky (Nov. 17, 2016)  
51, at UConn (Dec. 23, 2016)
- 50, at Texas A&M (Jan. 16, 2019)**

## MOST REBOUNDS INDIVIDUAL

- 19, Cinmeon Bowers at Middle Tennessee (Dec. 12, 2015)
- 18, Cinmeon Bowers vs. Alabama (Jan. 19, 2016)  
18, Cinmeon Bowers vs. Ole Miss (Feb. 20, 2016)
- 17, Cinmeon Bowers vs. Milwaukee (Nov. 14, 2014)  
17, Cinmeon Bowers vs. Winthrop (Dec. 17, 2014)  
17, Cinmeon Bowers vs. Mississippi State (Jan. 21, 2015)  
**17, Horace Spencer vs. Mississippi College (Nov. 14, 2018)**

## MOST 3-POINTERS TEAM

- 21, vs. Coastal Carolina (Dec. 15, 2016)
- 18, vs. South Alabama (Nov. 6, 2018)**
- 17, vs. Arkansas (Feb. 20, 2019)**  
17, vs. Northwestern State (Nov. 27, 2015)  
17, vs. Vanderbilt (Feb. 3, 2018)

## MOST 3-POINTERS INDIVIDUAL

- 9, Bryce Brown at Arkansas (Feb. 17, 2016)
- 8, Kareem Canty at Middle Tennessee (Dec. 12, 2015)  
8, Bryce Brown vs. South Carolina (Mar. 3, 2018)
- 7, KT Harrell vs. Coastal Carolina (Dec. 5, 2014)  
7, Bryce Brown at Ole Miss (Jan. 9, 2019)

## MOST FT MADE TEAM

- 31, vs. Arkansas (Feb. 10, 2015)  
31, at Arkansas - Feb. 27, 2018)
- 30, at South Carolina (Feb. 17, 2018)
- 29, vs. Georgia (Feb. 24, 2016)  
29, vs. Ole Miss (Jan. 9, 2017)

## MOST FT MADE INDIVIDUAL

- 15, KT Harrell vs. Georgia (Mar. 3, 2015)  
**15, Jared Harper at UAB (Dec. 15, 2018)**
- 14, Jared Harper vs. Ole Miss (Jan. 7, 2017)
- 12, Desean Murray vs. Ole Miss (Jan. 9, 2018)  
12, Jared Harper vs. South Carolina (Mar. 15, 2019)

## MOST FT ATTEMPTED TEAM

- 42, vs. Eastern Kentucky (Nov. 17, 2016)  
42, vs. Alabama (Jan. 21, 2017)
- 40, vs. Arkansas (Feb. 10, 2015)  
40, vs. Alabama (Jan. 19, 2016)
- 39, vs. Milwaukee (Nov. 14, 2014)  
39, vs. Georgia (Feb. 24, 2016)  
39, vs. Georgia State (Nov. 14, 2016)  
39, at South Carolina (Jan. 24, 2017)  
39, vs. Florida (Feb. 14, 2017)

## MOST FT ATTEMPTED INDIVIDUAL

- 18, Cinmeon Bowers vs. Missouri (Jan. 10, 2015)  
18, KT Harrell vs. LSU (Mar. 13, 2015)  
18, Austin Wiley vs. Alabama (Jan. 21, 2017)
- 17, Jared Harper vs. Ole Miss (Jan. 7, 2017)
- 16, Cinmeon Bowers vs. LSU (Feb. 2, 2016)  
**16, Jared Harper at UAB (Dec. 15, 2018)**

## MOST ASSISTS TEAM

- 25, vs. Saint Peter's (Nov. 28, 2018)**
- 24, vs. South Alabama (Nov. 6, 2018)**
- 23, vs. Northwestern State (Nov. 27, 2015)  
23, vs. USC Upstate (Nov. 29, 2016)  
23, at TCU (Jan. 28, 2017)  
**23, vs. North Florida (Dec. 29, 2018)**

## MOST ASSISTS INDIVIDUAL

- 14, Jared Harper vs. Vanderbilt (Feb. 3, 2018)
- 13, Jared Harper vs. South Alabama (Nov. 6, 2018)**
- 10, Kareem Canty vs. Northwestern State (Nov. 27, 2015)  
10, Jared Harper vs. Gardner-Webb (Dec. 6, 2017)  
**10, Jared Harper vs. Murray State (Dec. 22, 2018)**  
**10, Jared Harper vs. North Florida (Dec. 29, 2018)**

## MOST STEALS TEAM

- 20, vs. North Florida (Dec. 29, 2018)**
- 16, vs. Saint Peter's (Nov. 28, 2018)**
- 14, vs. Georgia (Jan. 20, 2018)  
14, vs. Alabama (Feb. 21, 2018)  
**14, vs. Mississippi College (Nov. 14, 2018)**  
**14, vs. Florida (Mar. 16, 2019)**  
**14, vs. Tennessee (Mar. 17, 2019)**

## MOST STEALS INDIVIDUAL

- 5, K.C. Ross-Miller vs. Oregon State (Nov. 26, 2014)  
5, K.C. Ross-Miller vs. Middle Tennessee (Dec. 29, 2014)  
5, Antoine Mason at LSU (Feb. 5, 2015)  
**5, Malik Dunbar vs. UNC Asheville (Dec. 4, 2018)**  
**5, Chuma Okeke vs. Murray State (Dec. 22, 2018)**  
**5, Chuma Okeke vs. North Florida (Dec. 29, 2018)**

## MOST BLOCKS TEAM

- 12, at Missouri (Jan. 10, 2017)  
**12, vs. UNC Asheville (Dec. 4, 2018)**
- 11, vs. Boston College (Dec. 12, 2016)  
10, vs. Gardner-Webb (Dec. 6, 2017)  
10, at Murray St. (Dec. 19, 2017)  
10, vs. Cornell (Dec. 30, 2017)

## MOST BLOCKS INDIVIDUAL

- 7, Horace Spencer at Arkansas (Feb. 17, 2016)
- 6, Horace Spencer vs. Oklahoma State (Jan. 30, 2016)  
6, Horace Spencer vs. Boston College (Dec. 12, 2016)  
6, Anfernee McLemore vs. Gardner-Webb (Dec. 6, 2017)  
6, Anfernee McLemore at Missouri (Jan. 24, 2018)



## AUBURN IN MARCH MADNESS ALL-TIME

### 1984 • #5 SEED • EAST REGION

Date	Opponent	Location	Result
Feb. 24	Richmond (#12 Seed)	Charlotte, N.C.	L, 72-71

### 1985 • #11 SEED • SOUTHEAST REGION

Date	Opponent	Location	Result
March 14	Purdue (#6 Seed)	South Bend, Ind.	W, 59-58
March 16	Kansas (#3 Seed)	South Bend, Ind.	W, 66-64
March 22	North Carolina (#2 Seed)	Birmingham, Ala.	L, 62-56

### 1986 • #8 SEED • WEST REGION

Date	Opponent	Location	Result
March 14	Arizona (#9 Seed)	Long Beach, Calif.	W, 73-63
March 16	St. John's (#1 Seed)	Long Beach, Calif.	W, 81-65
March 20	UNLV (#4 Seed)	Houston, Texas	W, 70-63
March 22	Louisville (#2 Seed)	Houston, Texas	L, 84-76

### 1987 • #8 SEED • MIDWEST REGION

Date	Opponent	Location	Result
March 12	San Diego (#9 Seed)	Indianapolis, Ind.	W, 62-61
March 14	Indiana (#1 Seed)	Indianapolis, Ind.	L, 107-90

### 1988 • #8 SEED • SOUTHEAST REGION

Date	Opponent	Location	Result
March 17	Bradley (#9 Seed)	Atlanta, Ga.	W, 90-86
March 19	Oklahoma (#1 Seed)	Atlanta, Ga.	L, 107-87

### 1999 • #1 SEED • SOUTH REGION

Date	Opponent	Location	Result
March 11	Winthrop (#16 Seed)	Indianapolis, Ind.	W, 80-41
March 13	Oklahoma State (#9 Seed)	Indianapolis, Ind.	W, 81-74
March 18	Ohio State (#4 Seed)	Knoxville, Tenn.	L, 72-64

### 2000 • #7 SEED • MIDWEST REGION

Date	Opponent	Location	Result
March 16	Creighton (#10 Seed)	Minneapolis, Minn.	W, 72-69
March 17	Iowa State (#2 Seed)	Minneapolis, Minn.	L, 79-60

### 2003 • #10 SEED • EAST REGION

Date	Opponent	Location	Result
March 21	St. Joe's (#7 Seed)	Tampa, Fla.	W, 65-63 (OT)
March 23	Wake Forest (#2 Seed)	Tampa, Fla.	W, 68-62
March 28	Syracuse (#3 Seed)	Albany, N.Y.	L, 79-78

### 2018 • #4 SEED • MIDWEST REGION

Date	Opponent	Location	Result
March 16	Col. of Charleston (#13 Seed)	San Diego, Calif.	W, 62-58
March 18	Clemson (#5 Seed)	San Diego, Calif.	L, 84-53

### 2019 • #5 SEED • MIDWEST REGION

Date	Opponent	Location	Result
March 21	New Mexico St. (#12 Seed)	Salt Lake City, Utah	W, 78-77
March 23	Kansas (#4 Seed)	Salt Lake City, Utah	-

## AUBURN'S RECORD IN MARCH MADNESS

Overall	14-9	Overall	14-9
As 1 seed	2-1	vs. 1 seed	1-2
As 2 seed	0-0	vs. 2 seed	1-3
As 3 seed	0-0	vs. 3 seed	1-1
As 4 seed	1-1	vs. 4 seed	1-1
As 5 seed	1-1	vs. 5 seed	0-1
As 6 seed	0-0	vs. 6 seed	1-0
As 7 seed	1-1	vs. 7 seed	1-0
As 8 seed	5-3	vs. 8 seed	0-0
As 9 seed	0-0	vs. 9 seed	4-0
As 10 seed	2-1	vs. 10 seed	1-0
As 11 seed	2-1	vs. 11 seed	0-0
As 12 seed	0-0	vs. 12 seed	1-1
As 13 seed	0-0	vs. 13 seed	1-0
As 14 seed	0-0	vs. 14 seed	0-0
As 15 seed	0-0	vs. 15 seed	0-0
As 16 seed	0-0	vs. 16 seed	1-0

## TEAM SUPERLATIVES IN NCAA

Most Points	90 (2x), last vs. Bradley (1988)
Fewest Points	53, vs. Clemson (2018)
Most Field Goals	36, vs. Indiana (1987)
Most Field Goals Att.	86, vs. Indiana (1987)
Most 3-Pointers	11, vs. Creighton (2000)
Most 3-Pointers Att.	32, vs. Clemson (2018)
Most Free Throws	23, vs. Bradley (1988)
Most Free Throws Att.	32, vs. Col. of Charleston (2018)
Most Rebounds	57, vs. Oklahoma (1988)
Most Assists	23, vs. Bradley (1988)
Most Steals	16, vs. Winthrop (1999)
Most Blocks	6, vs. Wake Forest (2003)
Most Fouls	25, vs. Indiana (1987)

## INDIVIDUAL SUPERLATIVES IN NCAA

Most Points	36, Chris Morris vs. Bradley (1988)
Most Field Goals	12 (2x), last Marquis Daniels vs. Syracuse (2003)
Most Field Goals Att.	25, Chuck Person vs. UNC (1985)
Most 3-Pointers	4 (4x), last Jared Harper vs. New Mexico State (2019)
Most 3-Pointers Att.	10, Bryce Brown vs. Col. of Charleston (2018)
Most Free Throws	12 (2x), last Jeff Moore vs. Oklahoma (1988)
Most Free Throws Att.	13 (2x), last Jeff Moore vs. Oklahoma (1988)
Most Rebounds	17, Charles Barkley vs. Richmond (1984)
Most Assists	10 (2x), last Gerald White vs. Indiana (1987)
Most Steals	5, Frank Ford vs. UNLV (1986)
Most Blocks	4 (3x), last Kyle Davis vs. Syracuse (2003)

## AUBURN BESTS IN NCAA

Most Points	95, Chuck Person (4 games, 1986)
Most Field Goals	44, Chuck Person (4 games, 1986)
Most 3-Pointers	7, Nathan Watson (3 games, 2003)
Most Free Throws	16 (2x), last Chris Morris (2 games, 1988)
Most Rebounds	38, Chuck Person (4 games, 1986)
Most Assists	34, Gerald White (4 games, 1986)
Points by a Team	300 (4 games, 1986)
Field Goals by a Team	126 (4 games, 1986)
Free Throws by a Team	48 (4 games, 1986)
Rebounds by a Team	143 (4 games, 1986)

## AUBURN'S RECORD BY OPPONENT

Arizona	1-0	Oklahoma	0-1
Bradley	1-0	Oklahoma State	1-0
Col. of Charleston	1-0	Purdue	1-0
Clemson	0-1	Richmond	0-1
Creighton	1-0	St. John's	1-0
Indiana	0-1	St. Joseph's	1-0
Iowa State	0-1	San Diego	1-0
Kansas	1-0	Syracuse	0-1
Louisville	0-1	UNLV	1-0
New Mexico State	1-0	Wake Forest	1-0
North Carolina	0-1	Winthrop	1-0
Ohio State	0-1		

## AUBURN IN MARCH MADNESS BY REGION

Region	App.	Games	Record	Season(s)
East	2	4	2-2	1984, 2003
Midwest	4	7	4-3	1987, 2000, 2018, 2019
South	1	3	2-1	1999
Southeast	2	5	3-2	1985, 1988
West	1	4	3-1	1986

**AUBURN AND THE NCAA TOURNAMENT**

» Auburn is the 5-seed in the Midwest region and will play 4th-seeded Kansas on Saturday in Vivint Smart Home Arena, the home of the NBA's Utah Jazz, in Salt Lake City, Utah at 8:40 p.m. CT on TNT. The Tigers are making their 10th NCAA Tournament appearance in program history, including two straight, after Auburn advanced to the second round of the Midwest Region last year. It is the third time Auburn has played in at least two straight NCAA Tournaments after making it to five straight from 1984-88 under head coach Sonny Smith and two straight in 1999 and 2000 under Cliff Ellis.

» Auburn is 14-9 all-time in NCAA Tournament play and the Jayhawks will be first opponent the Tigers have faced twice in the Big Dance. Auburn defeated Kansas 66-64 in the second round of the Southeast Region in South Bend, Ind.

» This is the fourth time Auburn has been a 5-seed or higher (1-seed in 1999, 4-seed in 2018 and 5-seed in 1984). Auburn has won at least one game in each of its last nine trips to the tournament, only losing its opening game in 1984 to Richmond.

**AUBURN IN THE BEEHIVE STATE**

» Auburn is 4-1 all-time in the state of Utah, including 3-0 in Salt Lake City, following a 78-77 victory against New Mexico State. The Tigers knocked off Cal State Fullerton 69-60 and Utah 71-62 in the 1982 Utah Hilton Classic in Salt Lake City and lost 62-55 to Pepperdine and defeated Weber State 63-58 in the 1997 Cougar Classic in Provo.

**PEARL IN THE NCAA TOURNAMENT**

» Bruce Pearl is the first head coach to lead the Tigers to the NCAA Tournament twice in his first five seasons in program history. Sonny Smith led Auburn to the first of five straight Tournament appearances in his sixth season in 1984 and Cliff Ellis got Auburn to the tournament for the first of three trips in 1999 in his fifth season.

» Pearl has led his teams to 19 NCAA Tournaments in 24 years as a collegiate coach. Southern Indiana made it to the NCAA Tournament in all nine years under him, Pearl led Wisconsin-Milwaukee to two NCAA Tournaments in four years, Tennessee was an NCAA Tournament participant all six years Pearl was in Knoxville and this is Auburn's second straight NCAA Tournament appearance under Pearl.

» Pearl has compiled a 29-18 (.617) record in NCAA Tournament play, including a 16-8 mark at Southern Indiana, a 3-3 tally at Wisconsin-Milwaukee, an 8-6 mark at Tennessee and 2-1 at Auburn. He has been to 10 Sweet 16s, to the Elite Eight three times and led Southern Indiana to the DII National Championship game twice, winning the title in 1995.

» Pearl is 1-2 in his career against Kansas. The second-ranked Jayhawks defeated Pearl's Wisconsin-Milwaukee team 73-62 in Kansas City, Mo., in the 2004 Yellow Book Shootout. In 2009, No. 14 Tennessee lost 92-85 at Kansas. In his most recent meeting with the Jayhawks, Pearl and No. 16 Tennessee defeated top-ranked Kansas 76-68 in Knoxville in 2010.

**COMMON OPPONENTS**

» Auburn and Kansas have two common opponents this season. The two teams combined to go 3-0 against Tennessee and 0-3 against Kentucky, both 2-seeds in the NCAA Tournament. The Tigers defeated No. 5 Tennessee 84-80 at Auburn Arena in the regular-season finale for both teams and won its second SEC Tournament title in program history with an 84-64 victory over the eighth-ranked Volunteers in Nashville, Tenn. No. 14 Auburn lost 82-80 to 12th-ranked Kentucky at Auburn Arena on Jan. 19 and 80-53 at the No. 4 Wildcats on Feb. 23. No. 2 Kansas defeated fifth-ranked Tennessee 87-81 in overtime to win the NIT Season Tip-Off on Nov. 23. The ninth-ranked Jayhawks lost 71-63 at No. 8 Kentucky as part of the SEC-Big 12 Challenge on Jan. 26.

**PLAYER TO WATCH: BRYCE BROWN**

Fresh on the heels of being named the Most Valuable Player at the 2019 Southeastern Conference Tournament, senior guard Bryce Brown is looking for more than a second round exit this time around. Brown has averaged a team-high 16.5 points per game while shooting at a 43 percent clip, including 42 percent from beyond the arc during the postseason this year.



**TALE OF THE TAPE**



Scoring Offense	79.5	75.7
Scoring Defense	68.4	69.6
Scoring Margin	+11.1	+6.1
FG Pct.	.448	.465
FG Pct. Defense	.435	.405
3-pt. FG Pct.	.377	.351
3-pt. FG Pct. Defense	.351	.332
FT Pct.	.712	.701
Rebounds Per Game	34.3	38.3
Opp. Rebounds Per Game	35.1	35.3
Rebound Margin	-0.8	+3.0
Assists Per Game	14.4	13.3
Turnovers Per Game	12.1	13.3
Opp. Turnovers Per Game	17.6	13.1
Turnover Margin	+5.5	-0.2
Assist/Turnover Ratio	1.2	1.0
Steals Per Game	9.4	6.8
Blocks Per Game	4.8	3.9

**TOTAL +/-**

	Last Game	Season	Avg.
#0 Spencer	-7	+179	+5.1
#1 Harper	-2	+348	+9.9
#2 Brown	-7	+329	+9.4
#3 Purifoy	+9	+39	+1.7
#4 Dunbar	+19	+158	+4.7
#5 Okeke	-12	+345	+9.9
#10 Doughty	-13	+251	+7.2
#12 McCormick	+6	+104	+3.1
#14 Cook	DNP	-2	+0.3
#20 Parker	DNP	+1	+0.1
#21 Williams	DNP	-14	-2.0
#22 Macoy	DNP	-12	-1.1
#24 McLemore	+8	+201	+5.7
#33 Maasdorp	DNP	-28	-2.8
#41 Blackstock	DNP	-13	-1.3
#50 Wiley	+4	+94	+3.9
#54 Collier	DNP	-10	-1.3

**PRE-GAME QUOTES**

**Head Coach Bruce Pearl**

On end of win vs. New Mexico State...  
 "No matter how many times you practice your spacing and what you want to do in those situations, until you get in that moment, you don't know how you're going to react. We obviously panicked and made our share of mistakes which could have cost us the game. At the same time, we made enough really good plays throughout the game against a really good team."

**J'Von McCormick, G, Jr.**

On playing with swag...  
 "We all got a chip on our shoulder, so we come out with that swag."



## 2018-19 GAME LEADERS

### Led Team in Scoring

Bryce Brown	16
Jared Harper	12
Chuma Okeke	6
Samir Doughty	1
J'Von McCormick	1
Anfernee McLemore	1
Austin Wiley	1

### Led Team in Rebounding

Chuma Okeke	20
Austin Wiley	7
Horace Spencer	6
Anfernee McLemore	4
Samir Doughty	2
Malik Dunbar	1
Jared Harper	1

### Led Team in Assists

Jared Harper	31
Chuma Okeke	3
Bryce Brown	2
Samir Doughty	2
J'Von McCormick	1
Horace Spencer	1

### Led Team in Steals

Chuma Okeke	15
Samir Doughty	13
Jared Harper	11
Malik Dunbar	8
J'Von McCormick	6
Bryce Brown	4
Danjel Purifoy	4
Horace Spencer	4
Anfernee McLemore	2

### Led Team in Blocks

Chuma Okeke	11
Horace Spencer	11
Austin Wiley	10
Anfernee McLemore	8
Malik Dunbar	4
Samir Doughty	2
Danjel Purifoy	1

## DOUBLE-DOUBLE LIST

### Chuma Okeke (6)

- 19 pts, 10 reb vs. Washington (Nov. 9)
- 14 pts, 12 reb vs. Missouri (Jan. 30)
- 12 pts, 14 reb at LSU (Feb. 9)
- 23 pts, 11 reb vs. Ole Miss (Feb. 13)
- 17 pts, 14 reb at Alabama (March 5)
- 18 pts, 13 reb vs. Tennessee (March 17)

### Jared Harper (2)

- 20 pts, 13 ast vs. South Alabama (Nov. 6)
- 12 pts, 10 ast vs. Murray State (Dec. 22)

### Horace Spencer (2)

- 14 pts, 17 reb vs. Miss. College (Nov. 14)
- 11 pts, 10 reb vs. Missouri (March 14)

### Austin Wiley (1)

- 17 pts, 10 reb vs. Murray State (Dec. 22)

### AUBURN VS. THE BIG 12

» Auburn has split 32 games all-time against current members of the Big 12. The Tigers won its only meeting against Kansas when 11th-seeded Auburn beat the No. 3 seed Jayhawks 66-64 in the second round of the 1985 Southeast Regional in South Bend, Ind.

Team	Record	Team	Record
Baylor	2-4	Oklahoma State	2-2
Iowa State	1-2	Texas	1-1
Kansas	1-0	Texas Tech	2-2
Kansas State	0-1	TCU	3-1
Oklahoma	2-1	West Virginia	2-2

### AUBURN VS. THE 2019 NCAA FIELD

» Auburn has compiled an 8-7 record against the 2019 NCAA Tournament field so far this season. The Tigers have won their last five games against the field.

» Auburn has defeated Florida (twice), Mississippi State, Murray State, New Mexico State, Tennessee (twice) and Washington. The Tigers have dropped contests with Duke, Kentucky (twice), LSU, Ole Miss (twice) and Mississippi State.

### TAKING DOWN 30-GAME WINNERS

» Auburn's win over New Mexico State, who entered the game with a 30-4 record, is the Tigers' third NCAA Tournament win all-time over a team that entered the contest with at least 30 wins.

» In 1986, Auburn defeated top-seeded St. John's (31-4) by a score of 81-65 in the second round of the West Regional. The Tigers followed that up with a 70-63 victory over UNLV (33-4) in the regional semifinal.

### LIT IT UP

» Auburn set a new program NCAA Tournament record by making 12 3-pointers vs. New Mexico State, surpassing the old mark of 11 triples vs. Creighton in 2000. The Tigers have now made 408 triples on the season, which is sixth-most in DI history. It is Auburn's 24th game with double-digit 3-pointers this season.

### LONGEST WIN STREAKS IN 2019 FIELD

» The first-round game between Auburn and New Mexico State pitted two of the 12 teams that carried winning streaks of at least eight games into the NCAA Tournament. It was the only game that matched teams that enter the tournament with winning streaks of eight or more games. The Aggies' held the second-longest winning streak at 19 games. The Tigers' nine-game winning streak is tied for the eighth-longest and is ahead of Oregon's eight-game winning streak for the longest among power conference teams before the Ducks' first round game.

Team	Streak	Next Opponent
Wofford	21	2-seed Kentucky
UC Irvine	16	4-seed Kansas State
Buffalo	12	11-seed Arizona State
Murray State	12	4-seed Florida State
Colgate	11	2-seed Tennessee
Iona	10	1-seed North Carolina
Utah State	10	9-seed Washington
Auburn	9	12-seed New Mexico St.
FDU	9	16-seed Prairie View A&M
Oregon	8	5-seed Wisconsin

### AS GOOD AS IT HAS EVER BEEN

» Auburn has compiled a 53-17 (.757) record over the last two seasons, including a 24-12 (.667) mark in the SEC. The Tigers went 26-8 and claimed the third regular-season SEC championship (1960, 1999 and 2018) in program history with a 13-5 conference record last season before advancing to the second round of the NCAA Tournament. Auburn entered the NCAA Tournament with a 26-9 mark after finishing 11-7 in the SEC and claiming the second SEC Tournament title in program history and the first since 1985. It is the third time the Tigers have won 11+ SEC games in at least two straight seasons in program history. Auburn and Tennessee are the only two teams that have won at least 11 SEC games in each of the last two seasons and the Tigers' 24 SEC wins over that span are tied with LSU for third in the conference, only trailing Tennessee (28) and Kentucky (25). Auburn's 15 wins against SEC opponents, including the SEC Tournament, matches the 1988-99 Tigers for the most in a single season in program history.

### 2018: 13 SEC wins 2019: 11 SEC wins

1975: 12 SEC wins  
1976: 11 SEC wins

1958: 11 SEC wins  
1959: 12 SEC wins  
1960: 12 SEC wins

» This is the third time in program history that the Tigers have won 20-plus games in at least two straight seasons. It is the first time Auburn has strung together back-to-back seasons with 25-plus wins and the Tigers' 27 wins this season are one ahead their win total from last season for second on the school's single-season wins list. They strung together three-straight 20-win seasons from 1983-84 to 1985-86, winning 20 games in 1983-84 and 22 games in 1984-85 and 1985-86. Auburn won a program record 29 games in 1998-99 and won 24 games in 1999-2000. The Tigers' 53 wins the last two seasons tie the school record, which they accomplished in 1998-99 and 1999-2000. Auburn, Kentucky and Tennessee are the only three SEC teams that have won at least 26 games in each of the last two seasons. Auburn won 18 games two years ago and currently has won 71 games in the last three seasons, which also ties the program record for wins in a three-year stretch. The Tigers won 71 games from the 1998-99 season to the 2000-01 season.

### 2017-18: 26 overall wins 2018-19: 27 overall wins

1998-99: 29 overall wins  
1999-2000: 24 overall wins

1983-84: 20 overall wins  
1984-85: 22 overall wins  
1985-86: 22 overall wins

### Most wins in a three-year period Seasons Wins

<b>2016-17 to 2018-19</b>	<b>71</b>
1998-99 to 2000-01	71
1997-98 to 1999-00	69
1983-84 to 1985-86	64
1984-85 to 1986-87	62
1996-97 to 1998-99	61

Most wins in a two-year period	
Seasons	Wins
2017-18 & 2018-19	53
1998-99 & 1999-2000	53

» After recording the second-most wins in program history with a 26-8 record last season and currently sitting at 27-9, which is the second-most wins in program history, the Tigers have recorded back-to-back 20-win seasons for just the third time and only their 11th 20-win season in program history.

Most Wins in Program History			
Year	Record	Year	Record
1998-99	29-4	1999-2000	24-10
2018-19	27-9	2002-03	22-12
2017-18	26-8	1985-86	22-11
2008-09	24-12	1984-85	22-12

» Auburn entered the tournament with 26 wins, which is one shy of the 1998-99 Tigers' program record of 27 wins before the Big Dance. The Tigers won 22 regular-season games, which ranks third in school history behind the 1998-99 team's 26 regular-season wins and last year's squad's 25 wins in the regular season.

Most regular-season wins in program history	
Seasons	Record
1998-99	26-2
2017-18	25-6
2018-19	22-9
2008-09	21-10
1999-2000	21-8

**TIGERS ARE SIZZLING**

» Auburn enters the NCAA Tournament second round on a nine-game winning streak. The Tigers won 78-75 at Georgia on Feb. 27, defeated Mississippi State 80-75 on March 2, won 66-60 at Alabama on March 5 and picked up its first win over an AP top-5 team since 1995 by defeating No. 5 Tennessee 84-80 at Auburn Arena in their regular-season finale on March 9. After winning four games to end the regular season, Auburn won four games in four days to capture its second SEC Tournament championship in program history. In the tournament, the Tigers defeated Missouri 81-71 in the second round, South Carolina 73-64 in the quarterfinals, Florida 65-62 in the semifinals and No. 8 Tennessee 84-64 in the title game. It is Auburn's longest winning streak of the season and its longest streak against conference foes since also winning eight straight games against SEC opponents during the 1998-99 season.

**DOUBLE-DIGIT COMEBACKS**

» Auburn defeated No. 5 Tennessee 84-80 in the regular-season finale after trailing the Volunteers 35-24 with 5:56 remaining in the first half. From that point on, the Tigers outscored Tennessee 60-45 the rest of the way for the victory. In their previous game, the Tigers won at Alabama 66-60 after falling behind by 13 points at 29-16 with 5:23 left in the first half. It is the first time Auburn has won consecutive games after trailing by double digits since the Tigers defeated Ole Miss 85-70 after trailing by 10 in the first half and won 76-68 at Mississippi State after trailing by 13 in the second half last year.

» Prior to the Tigers' previous three games, their largest come-from-behind victory of the season was a seven-point comeback against UAB on Dec. 15 when they won 75-71 in overtime after trailing 45-38 with 11:56 left in the game.

» The last two regular-season games and the win over Florida in the SEC Tournament semifinals are the Tigers' only wins of the season in 10 games when trailing at halftime.

**100 SEC WINS ... AND COUNTING**

» With a win at Vanderbilt on Feb. 16, Auburn head coach Bruce Pearl picked up his 100th SEC win. Pearl became the 23rd coach in conference history to amass 100 victories and just the fifth to accomplish the feat while coaching two schools.

» The other coaches to have 100 SEC wins while leading two programs include C.M. Newton (195, Alabama and Vanderbilt), Tubby Smith (139, Georgia and Kentucky), Don DeVoe (110, Tennessee and Florida) and John Mauer (103, Tennessee and Florida).

» Coach Pearl is one of just two active coaches to tally 100 conference wins in the league, joining Kentucky head coach John Calipari.

**LET IT FLY**

» Auburn, which leads the SEC and is fourth nationally with 11.3 made 3s per game and is second in the league with a 37.7 3-point field-goal percentage, leads the nation with 408 3-pointers this season, setting a new program record for 3-pointers breaking the old mark of 324 triples from last season. Auburn became the seventh team in DI history to make 400 3-pointers in a season. The Tigers' set a new single-season SEC record for 3-pointers against South Carolina in the quarterfinals of the SEC Tournament. Auburn is the only school that has multiple seasons ranked in the top 8 in SEC history in terms of 3-point field goals made.

» To put in perspective how many more 3-pointers the Tigers have made than any other team in the SEC, if Auburn did not make a 3 in the next 11 games, the Tigers would be averaging 8.609 3s per game, which is still more than

**KENPOM.COM CORNER**

Adjusted Efficiency Margin		
Value	SEC	NCAA
+23.2	3rd	13th

Adjusted Offensive Efficiency		
Points scored per 100 possessions		
Value	SEC	NCAA
119.7	2nd	8th

Adjusted Defensive Efficiency		
Points allowed per 100 possessions		
Value	SEC	NCAA
96.6	4th	44th

Mississippi State, which currently ranks second in the SEC with 8.606 treys per game. Auburn is on pace to break the current SEC record of 10.04 3-pointers made per game by Kentucky in 1990 by over 1.0 3-pointer per game.

» The Tigers have made double-digit 3-pointers in 24 of 36 games this season, including 16 of 22 games against SEC opponents. Prior to topping 300 3-pointers in each of the last two years, Auburn had not previously done so in program history. The Tigers have made double-digit 3s in 69 of 168 games (41.1 percent) under head coach Bruce Pearl. Prior to Pearl's arrival, the Tigers had just 124 games with at least 10 3s in 855 games since the creation of the 3-point shot in college basketball for the 1986-87 season (14.5 percent).

» Auburn has six games this season with at least 15 3-pointers, including 17 3s against Arkansas on Feb. 20, which matches the Tigers' record for the most 3-point field goals in an SEC game, which they previous set last season against Vanderbilt. Of Auburn's eight games against SEC opponents with at least 15 3-pointers all-time, four have come in the last 16 games. The Tigers only had nine games with 15 3-pointers all-time prior to this season. Of those nine, five came in Bruce Pearl's first four seasons, giving Auburn 11 of its 15 games with 15 or more 3-pointers all-time in Pearl's five seasons.

**OFF THE COURT: ANFERNEE MCLEMORE**

Anfernee McLemore is the perfect embodiment of what it means to be a student-athlete at Auburn University. The two-time Academic Top Tiger honoree recently served on the prestigious Southeastern Conference Men's Basketball Leadership Council. He also has logged hours at the "Breakfast Club" where he serves as a role model for young kids in the Auburn community.



**Most 3-Pointers Made in Auburn History**

Rank	Year	3FGM	3PG
1.	2018-19	408	11.3
2.	2017-18	324	9.5
3.	2016-17	289	9.0
4.	1995-96	287	9.0
5.	2008-09	278	7.7
6.	2015-16	272	8.8
7.	2009-10	271	8.5
8.	2004-05	259	8.4
9.	2014-15	252	7.2
10.	2006-07	235	7.3

**Most 3-Pointers Made in SEC History**

Rank	Team (Year)	3FGM
1.	Auburn (2019)	408
2.	Arkansas (1995)	361
3.	Florida (2012)	357
4.	Vanderbilt (2017)	346
5.	Kentucky (1993)	340
6.	Mississippi State (2010)	329
7.	Tennessee (2007)	327
8.	Auburn (2018)	324

» At 11.3 3-pointers per game, Auburn is on pace to finish with the 22nd-best mark in NCAA history for 3s made per game in a season. The Tigers are currently on pace to be the only SEC team to total 11.3 3-pointers per game in a season.

» Auburn leads the SEC, outscoring its opponents by 9.0 points per game from beyond the arc. This is 3.9 points per game better than any other SEC team.

**DYNAMIC BACKCOURT**

» Auburn has been led so far this season by its dynamic backcourt of Bryce Brown and Jared Harper. The duo is averaging 31.0 points and 6.0 3-point field goals per game. The pair averaged 31.3 points and 5.9 3-pointers on 40.0 shooting from deep in SEC play. Brown (3.4; 1st, 40.0; 2nd) and Harper (2.6; 3rd, 38.2; 3rd) both rank in the top three in the SEC in 3-point field goals per game and 3-point field-goal percentage. They are the only pair of teammates to rank in the top 3 in the SEC in either statistical category, much less both. They have made 216 3s, which is more than 69 DI teams.

**GAMEDAY EXPERIENCE: AUBURN ARENA**

Built at a cost of \$86 million, Auburn Arena seats 9,121 fans for basketball games. Auburn Arena replaced the old Beard-Eaves Memorial Coliseum as the home of Tiger basketball for the 2010-11 season. The furthest seat in Auburn Arena is just 43 feet away from the court. Two-thirds of the seats are less than 27 feet in elevation from courtside offering a home environment that is unrivaled.



**Highest-Scoring Duos in the SEC**

Players	Team	Total Pts	PPG
Williams/Schofield	Tennessee	1,198	35.2
Tyree/Davis	Ole Miss	1,065	33.3
Brown/Harper	Auburn	1,113	30.9

» The duo has combined for 17 20-point games this season, including Auburn's win over Xavier in the first round of the Maui Invitational when Brown scored 26 and Harper added 25, season highs for each at the time. The pair has each had a 30-plus-point game this season. Against Dayton on Dec. 8, Brown scored a career-high 34 points, including 22 first-half points, on 10-of-18 field goals, 6-of-13 from 3-point range and 8-of-9 from the free-throw line, while Harper added 20 points on 4-of-7 shooting from long range and 6-of-6 from the free-throw line. He also dished out seven assists to just one turnover. In Auburn's win over UAB on Dec. 15, Harper scored a career-high 31 points, including 23 of the Tigers' last 30 points over the final 9:23 of regulation and overtime.

» Bryce Brown's 34 points vs. Dayton are the most by a Tiger since Toney Douglas scored 38 points against Nicholls State on Nov. 24, 2004. He is sixth in the SEC averaging 15.7 ppg, while Harper is seventh at 15.3 points per game, making them one of the two sets of teammates, along with Tennessee's Grant Williams and Admiral Schofield, ranked in the top 7 in the SEC in scoring.

» Brown led the SEC with a 43.4 3-point field-goal percentage and with 3.5 3-point FGM in SEC play, while Harper was tied for fourth making 2.4 3s per game on 35.8 FG percent.

**DOWNTOWN BRYCE BROWN**

» Bryce Brown became Auburn's all-time career 3-point king in the Tigers' final game of the Maui Invitational against Arizona passing the old mark of 262 3-pointers by Wesley Person. The record breaker came with 5:00 remaining in the game and gave Auburn a 66-51 lead. Brown has now made 365 career 3-pointers, passing Tennessee's Allan Houston (346 career 3s; 1990-93) for fourth in SEC history. He has the fifth-most career 3-pointers among all active DI players.

**AWARD CASE**

**Bryce Brown**

SEC Tournament MVP  
 Second Team All-SEC (Coaches)  
 SEC Player of the Week (Nov. 26)  
 Jerry West Award Watch List  
 Preseason All-SEC Second Team

**Samir Doughty**

Top Impact Transfer (Jon Rothstein)

**Jared Harper**

SEC All-Tournament Team  
 Second Team All-SEC (Coaches)  
 Second Team All-SEC (Media)  
 Lute Olson Player of the Year Mid-Season List  
 Bob Cousy Award Watch List  
 Preseason All-SEC Second Team  
 Maui Invitational All-Tournament Team

**Chuma Okeke**

SEC All-Tournament Team  
 Top-20 Breakout Player (Jon Rothstein)  
 SEC Player of the Week (Nov. 12)

**Austin Wiley**

Kareem Abdul-Jabbar Award Watch List

» The senior was named MVP of the SEC Tournament after averaging 16.5 points on 18-of-43 (41.9 percent) shooting beyond the arc in the tournament. Brown was the only Tiger to score in double figures in all four games in Nashville. His 18 triples are a new tournament record, breaking the old mark of 14 that was shared by Kentucky's Travis Ford (1993), Michael Boynton of South Carolina (2004) and Florida's Anthony Robinson (2004). During the tournament, he passed Frankie Sullivan (1,556 career points; 2008-13) to move into eighth place on Auburn's career list with 1,588 points. With 12 points vs. New Mexico State, he became the eighth player in program history to score 1,600 career points.

**All-Time Scoring List (Auburn)**

7.	Chris Morris	1984-88	1,717
8.	<b>Bryce Brown</b>	<b>2015-P</b>	<b>1,600</b>
9.	Frankie Sullivan	2008-13	1,556
10.	Jeff Moore	1984-88	1,549

» Brown, who has made at least four 3-pointers in 18 of 36 games this season, was the SEC's eighth-leading scorer in conference play at 15.9 points per game and led the league in SEC play with a 43.4 3-point field-goal percentage and 3.5 made 3s per game. He averaged 20.3 points and hit 13 3s in three games in the Maui Invitational. Brown extended his own Auburn career record with his 27th game with at least five made 3s, including 12 this season, by making five triples in three of the four games Auburn played in the SEC Tournament. He is leads the SEC averaging 3.4 made 3s per game this season. He averaged 18.1 points on 50.3 3-point shooting in SEC home games over his last two seasons.

» Brown is 365-of-941 (.388) from 3-point range in his career. He has 124 3-pointers on the season, which is a new Auburn single-season 3-point field goal record, breaking the old mark of 108 triples by Lance Weems in 1995-96. Brown's three triples at LSU on Feb. 9 gave him 81 on the season, which surpassed his total from his freshman season and Lance Weems in 1994-95 for eighth-most in a season in Auburn history. He is the only player in school history to have three of Auburn's top 10 seasons for 3FGM and has accounted for two of the four seasons with at least 100 3-pointers in program history as he currently has seasons that rank first, third and tied for 10th. Last season, he made 107 triples, coming within one 3-pointer of Lance Weems' school record, and he set an Auburn freshman record with 78 3-pointers in 2015-16. His 933 3-pointers attempted are third-most in SEC history.

**All-Time 3-Pointers Made (SEC)**

1.	Chris Lofton (UT)	2005-08	431
2.	Shan Foster (VU)	2005-08	367
3.	Pat Bradley (AR)	1996-99	366
4.	<b>Bryce Brown (AU)</b>	<b>2015-P</b>	<b>365</b>
5.	Allan Houston (UT)	1990-93	346
6.	Chris Warren (OM)	2008-11	334
7.	Kenny Boynton (UF)	2009-13	333
8.	John Jenkins (VU)	2010-12	306
9.	Ronnie McMahon (VU)	1992-95	296
10.	Scott Draud (VU)	1987-91	288
	Lee Humphrey (UF)	2004-07	288

**All-Time 3-Pointers Made (Auburn)**

1.	<b>Bryce Brown</b>	<b>2015-P</b>	<b>365</b>
2.	Wesley Person	1990-94	262
3.	Lance Weems	1992-96	240
4.	Ronnie Battle	1989-93	236
5.	Frankie Sullivan	2008-13	228
6.	<b>Jared Harper</b>	<b>2016-P</b>	<b>207</b>
7.	Scott Pohlman	1997-2001	206
8.	Tay Waller	2008-10	187
9.	Daymeon Fishback	1996-2000	185
10.	DeWayne Reed	2006-10	184

**Single-Season 3-Pointers Made (SEC)**

1.	Marshall Henderson (OM)	2012-13	138
2.	Shan Foster (VU)	2007-08	134
	John Jenkins (VU)	2011-12	134
4.	Marshall Henderson (OM)	2013-14	129
5.	<b>Bryce Brown (AU)</b>	<b>2018-19</b>	<b>124</b>
6.	Chris Lofton (UT)	2007-08	118
	Michael Frazier (UF)	2013-14	118
8.	Jamel Bradley (SC)	2001-02	117
	Jodie Meeks (UK)	2008-09	117
10.	Chris Lofton (UT)	2005-06	114

**Single-Season 3-Pointers Made (Auburn)**

1.	<b>Bryce Brown</b>	<b>2018-19</b>	<b>124</b>
2.	Lance Weems	1995-96	108
3.	<b>Bryce Brown</b>	<b>2017-18</b>	<b>107</b>
4.	Tay Waller	2008-09	100
5.	KT Harrell	2014-15	98
6.	Wesley Person	1993-94	93
7.	<b>Jared Harper</b>	<b>2018-19</b>	<b>92</b>
8.	Tay Waller	2009-10	87
9.	Keenan Carpenter	1988-89	84
10.	Lance Weems	1994-95	78
	<b>Bryce Brown</b>	<b>2015-16</b>	<b>78</b>

**CHEF HARPER WITH THE POP, BOY**

» Jared Harper, who was named to the Lute Olson Award Mid-Season Watch List earlier this season, was named to the SEC Tournament All-Tournament Team after averaging 15.3 points and 4.8 assists and going 21-of-25 (84.0 percent) from the free-throw line on the Tigers' march to the title. Harper had team highs with 27 points, six rebounds and six assists in Auburn's quarterfinal win over South Carolina in the SEC Tournament. The junior added 20 points on 7-of-11 shooting and 5-of-7 shooting from long range, including 16 points on 6-of-8 field goals and 4-of-5 3-pointers in the first half, in the semifinals against Florida. After two 20-point games in the SEC Tournament, Harper has 20 career 20-point games, including 10 this season. In the tournament, he passed Doc Robinson (1,332 career points; 1996-2000) and Gary Redding (1,334 career points; 1972-76) to move up to 18th on Auburn's career scoring chart. The junior scored 12 points at Kentucky on Feb. 23.

» The Tigers' point guard is seventh in the SEC with 15.3 points per game and third in the SEC and 27th nationally with 5.7 assists per game, while playing 32.9 minutes per game, which is sixth in the SEC. He is also fifth in the league with an 81.4 free-throw percentage and is third with a 38.2 3-point percentage and an average of 2.6 made 3s per game.

» Auburn has scored 534 points off of Harper's assists this season. Harper has made or assisted on 369 of Auburn's 982 made field goals this season (37.6 percent). Harper's 467 career assists lead all active SEC players and are fourth among all DI juniors.

» Harper has five career games with double-digit assists, including three this season, and he is fourth in the SEC with a 2.5 assist-to-turnover ratio. His 206 assists this season are a new career-high, topping his 185 assists from a season ago. He joins Gerald White (221 assists in 1985-86) and Wes Flanigan (214 assists in 1995-96) as the only players to record 200 assists in a season in program history. Harper and White, who is Auburn's career assists leader, are the only two players in program history with two seasons with at least 175 assists.

**All-Time Assists (Auburn)**

1.	Gerald White	1983-87	624
2.	Wes Flanigan	1993-97	573
3.	Doc Robinson	1996-2000	568
4.	Quantez Robertson	2005-09	529
5.	Eddie Johnson	1973-77	499
6.	<b>Jared Harper</b>	<b>2016-P</b>	<b>486</b>
7.	DeWayne Reed	2006-10	477
8.	Reggie Gallon	1989-93	466

**Single-Season Assists (Auburn)**

1.	Gerald White	1985-86	221
2.	Wes Flanigan	1995-96	214
3.	<b>Jared Harper</b>	<b>2018-19</b>	<b>206</b>
4.	Jamison Brewer	2000-01	187
5.	<b>Jared Harper</b>	<b>2017-18</b>	<b>185</b>
	Gerald White	1984-85	185
7.	Doc Robinson	1999-2000	175
8.	Doc Robinson	1998-99	166

**LOCKDOWN DEFENSE**

Auburn has ramped up its efforts on the defensive end during the 2018-19 season. Below is a list of the opponents' points per game entering the matchup and what Auburn allowed.

The Tigers are not only one of the top offensive teams in the country, but Auburn has held nine opponents to under 60 points this season, including three under 50, after allowing under 60 points just twice all of last season (34 games), and the Tigers are fourth in the SEC allowing 68.1 points per game, an improvement of 5.1 points per game from last season and Auburn's best mark since holding opponents to 64.0 points per game in the 2011-12 season. Auburn, who is third in the SEC averaging 79.6 points per game, is the only team ranked in the top 4 of the league in scoring offense and scoring defense.

Twenty-five times this season Auburn has held an opponent to under its scoring average entering the game, including 14 of its last 17 opponents. Fourteen times the Tigers have held an opponent to more than 10 points under its season average.

Game	PPG	Pts	Diff
South Alabama	69.6*	58	N/A
Washington	73.0	66	-7.0
Mississippi College	90.5	52	-38.5
vs. Xavier	80.3	79 ^	-1.3
vs. Duke	96.5	78	-18.5
vs. Arizona	79.2	57	-22.2
Saint Peter's	70.8	49	-21.8
UNC Asheville	56.7	41	-15.7
Dayton	72.9	72	-0.9
at UAB	69.4	71 #	+1.6
at NC State	88.9	78	-10.9
Murray State	77.2	88	+10.8
North Florida	75.6	49	-26.6
at Ole Miss	79.5	82	+2.5
Georgia	77.3	78	+0.7
at Texas A&M	75.4	66	-9.4
Kentucky	80.1	82	+1.9
at South Carolina	74.9	80	+5.1
at Mississippi State	77.7	92	+14.3
Missouri	68.5	58	-10.5
Alabama	75.9	63	-12.9
Florida	69.0	62	-7.0
at LSU	83.4	83	-0.4
Ole Miss	77.9	60	-17.9
at Vanderbilt	72.9	53	-19.9
Arkansas	76.9	56	-20.9
at Kentucky	78.2	80	+1.8
at Georgia	73.8	75	+1.2
Mississippi State	77.7	75	-2.7
at Alabama	73.2	60	-13.2
Tennessee	82.4	80	-2.4
vs. Missouri	67.1	71	+3.9
vs. South Carolina	73.0	64	-9.0
vs. Florida	68.5	62	-6.5
vs. Tennessee	82.3	64	-18.3
vs. New Mexico State	78.1	77	-0.9

\* 2017-18 final average  
^ allowed 77 in regulation  
# allowed 63 in regulation

» Harper has made 400 free throws in his career, moving past Chris Denson for third on Auburn's career free throws made list. He is fifth in the SEC with an 81.4 free-throw percentage.

**All-Time Free Throws Made (Auburn)**

1.	John Mengelt	1968-71	496
2.	Eddie Johnson	1973-77	410
3.	Jared Harper	2016-P	400

» Harper became the 38th member of Auburn's 1,000-point club in Auburn's last nonconference game against North Florida. Since then, Harper has risen to 18th on the all-time list.

**All-Time Scoring List (Auburn)**

16.	Lee DeFore	1963-66	1,386
	Aaron Swinson	1991-94	1,386
18.	Jared Harper	2016-P	1,363
19.	Gary Redding	1972-76	1,334
20.	Doc Robinson	1996-2000	1,332

**1,000 Points and 400 Assists (Auburn)**

Player	Years	Points	Assists
Eddie Johnson	1973-77	1,988	499
Dewayne Reed	2006-10	1,426	468
Jared Harper	2016-P	1,363	486
Doc Robinson	1996-00	1,322	568
Wes Flanigan	1993-97	1,208	573

**OKEKE, DO YOU LOVE ME?**

» Chuma Okeke recorded his ninth career double-double and his fifth in the last 17 games with 18 points on a career-high five 3-pointers and 13 rebounds in the SEC Tournament Championship game against Tennessee. Okeke scored 17 points and pulled down a career-high-tying 14 rebounds at Alabama on March 5. Okeke followed that up by posting team highs with 22 points and four steals to go with a team-high-tying five rebounds, one block and one assist in the Tigers' 84-80 victory over No. 5 Tennessee to wrap up the regular season last Saturday.

» He has made a 3-pointer in 17 of the last 20 games, including 12 straight from Jan. 19-Feb. 27. In those 19 games, he is 33-of-78 (42.3 percent) from long range and has scored in double figures in 18 of the last 21 games.

**HOME STREAK**

» Auburn had its 12-game home winning streak snapped with an 82-80 loss to Kentucky on Jan. 19. The streak started with a 76-66 victory over Kentucky on Feb. 14, 2018. Auburn is 30-3 at home since the beginning of the 2017-18 season, including a 13-game winning streak at Auburn Arena starting with a 89-78 victory over Missouri in the last home game of the 2016-17 season and ending with the Tigers' only home loss last season, an 81-80 loss to Texas A&M on Feb. 7, 2018.

Streak	Began	Ended
36	Ga Tech (1/26/57)	Miss St (1/7/61)
30	So Miss (3/11/98)	#12 LSU (3/1/00)
17	Miss St (1/1/27)	Ole Miss (2/10/28)
15	Ga Tech (2/27/74)	Alabama (1/10/76)
13	Missouri (3/4/17)	Texas A&M (2/7/18)
12	Kentucky (2/14/18)	Kentucky (1/19/19)

» The Tigers' only three home losses in their last 34 games at Auburn Arena since their last home game in 2016-17 have been by a combined eight points. Bruce Pearl is the first coach in Auburn history to lead the Tigers on multiple home winning streaks of at least 12 games. Auburn is one of 10 Power-5 conference teams that has won at least 90 percent of its home games since the start of the 2017-18 season.

**Best Power-5 Home Records in Last 2 Seasons**

Team	Record	Pct.
Purdue	31-1	.969
Texas Tech	34-2	.944
Michigan	32-2	.941
Michigan State	31-2	.939
Tennessee	31-2	.939
Virginia	31-2	.939
Kentucky	33-3	.917
<b>Auburn</b>	<b>30-3</b>	<b>.909</b>
Duke	30-3	.909
Florida State	28-3	.903

**TOP OF THE PACK**

» Auburn has fared well in the past two-plus seasons in the non-conference slate. The Tigers lead the SEC in both wins and winning percentage in non-league regular-season games over the last two-plus seasons. Auburn is the only SEC team that has won at least 11 regular-season non-conference games in each of the last three seasons. The streak is the longest in school history. The Tigers' 34 non-conference regular-season wins over that span tie a school record for the most nonconference wins over a 3-year span, which was previously set from 1998-2000.

Team	'16-17	'17-18	'18-19	Total	Pct.
Auburn	11-2	12-1	11-2	34-5	.872
Miss. State	9-3	12-1	12-1	33-5	.868
Kentucky	10-3	11-2	11-2	32-7	.821
Arkansas	11-2	11-2	9-4	31-8	.795
Tennessee	8-5	10-2	12-1	30-8	.789
LSU	8-4	9-3	10-3	27-10	.730
Georgia	9-4	9-3	9-4	27-11	.711
Texas A&M	8-4	11-2	7-5	26-11	.703
Florida	10-3	9-4	8-5	27-12	.692
Ole Miss	9-4	7-6	10-3	26-13	.667
Alabama	7-5	9-4	9-4	25-13	.658
Missouri	5-7	10-3	9-3	24-13	.649
S. Carolina	10-3	9-4	5-8	24-15	.615
Vanderbilt	7-6	6-7	9-4	22-17	.564

(as of games through 18-19 regular season)

» The Tigers have earned wins vs. notable opponents in Arizona, Dayton (twice), Middle Tennessee, Murray State (twice), Oklahoma, TCU, Texas Tech, UConn (twice), Washington and Xavier (twice).

**AUBURN ARENA SELLOUTS**

» Auburn welcomed a sellout crowd of 9,121 to Auburn Arena as the Tigers defeated No. 5 Tennessee 84-80 on the final day of the regular season. It is the sixth sellout this season and the 28th in the nine years of the facility. Of the 28 sellouts in Auburn Arena history, 23 have come in the five seasons under head coach Bruce Pearl. Twelve of the last 17 SEC games at Auburn Arena have been sold out. The average attendance of 8,156 this season marks the third time in the last 17 years, all in the last four years, the Tigers have had an average attendance of over 8,000.

**BALANCED SCORING**

» Auburn is third in the SEC and 35th nationally averaging 79.5 points per game because of a balanced attack that has five Tigers averaging at least 7.0 points per game including Bryce Brown (15.7), Jared Harper (15.3), Chuma Okeke (11.8), Austin Wiley (7.4) and Samir Doughty (7.3). Auburn's 2,863 points this season are the most in program history, passing the old record of 2,783 from last season in the SEC Tournament Championship game.

» Six times this season Auburn has had at least five players score in double figures. In the SEC Tournament title game, Danjel Purifoy scored a season high 10 points to become the 10th different Tiger to score in double figures this season. Auburn has topped the 80-point plateau in 18 of 36 games, plus AU has surpassed the 90-point mark seven times and has scored 100-plus twice. The Tigers are 16-2 when scoring at least 80 points. Auburn's scoring average is just outside the top 10 in program history.

**Most points in program history**

<b>2,863 (2018-19)</b>
2,783 (2017-18)
2,680 (1998-99)
2,620 (2008-09)
2,573 (2016-17)

**STRONG BENCH PRODUCTION**

» The Tigers have scored at least 20 bench points 19 times, 30 bench points nine times and 40 bench points three times this season. Malik Dunbar, who scored 13 points at Vanderbilt on Feb. 16, leads the Tigers with 10 games in double figures off the bench after having just three double-digit scoring games all of last season. Dunbar scored in double figures four times in SEC play, all off the bench, after scoring in double figures just once in SEC play last season.

» Twenty-six times Auburn has had a player score in double figures coming off the bench. Danjel Purifoy scored a season-high 10 points in Auburn's win over Tennessee in the SEC Tournament Championship game. Horace Spencer recorded his first career double-double with 14 points and 17 rebounds against Mississippi College coming off the bench. Spencer scored 10 points and pulled down five rebounds at Georgia on Feb. 27. It's his second game in double figures this season and his first SEC game in double figures since scoring 11 points against South Carolina in the regular-season finale last season. He recorded his second career double-double with 11 points and 10 rebounds vs. Missouri in the second round of the SEC Tournament. In the game, he added four steals and four blocks. J'Von McCormick scored a career-high 16 points on 6-of-8 shooting to go with two steals and two rebounds vs. New Mexico State. The Tigers' reserved averaged 26.3 points per game in the SEC Tournament. On average, Auburn outscores its opponents' bench, 23.4-17.7 (843-638).

**TURNING OVER THE OPPONENT**

» Auburn is sixth nationally, and first among power conference teams, forcing 17.6 turnovers per game. The Tigers have forced at least 20 turnovers nine times this season. Auburn forced an average of 19.3 turnovers per game at home this season (328 in 17 home games). Auburn is averaging 12.1 turnovers and is third in the country with a plus-5.5 turnover margin, including a plus-8.5 turnover margin in four games during its run to the SEC Tournament title.

» The Tigers are outscoring their opponents 22.2-11.9 on points off turnovers (798-427). Auburn has scored at least 20 points off turnovers 21 times this season (20-1 record), including seven of the last 10 games, 30 points off turnovers eight times (8-0 record) and topped the 40-point plateau for the first time in their last nonconference game with 41 points off 33 North Florida turnovers in its win over the Ospreys on Dec. 29, while setting a school record for turnovers forced. The Tigers are 25-4 this season when winning the turnover battle.

» On Feb 16, Auburn forced Vanderbilt into 19 turnovers while the Tigers had a then-season-low seven turnovers themselves. The Tigers outscored the Commodores 17-0 on points off turnovers. Auburn has had a plus-10 turnover margin in a game eight times this season. On Feb. 27, Auburn tied a then-season-low with seven turnovers at Georgia.

» The Tigers set a new season-low with just five turnovers in their regular-season finale against No. 5 Tennessee. They bettered that with just four turnovers against Florida in the semi-finals of the SEC Tournament. It is the fewest turnovers for Auburn since it tied a program record by committing just three turnovers against Mississippi State on Feb. 4, 2012. The Tigers have committed fewer than 10 turnovers six times in the previous 12 games and eight times this season.

**Games Forcing 20-plus Turnovers**

12/29	North Florida	33
11/28	Saint Peter's	26
12/4	UNC Asheville	25
12/8	Dayton	23
11/6	South Alabama	22
11/19	vs. Xavier	22
12/19	at NC State	22
2/2	Alabama	21
1/30	Missouri	20

**RETURN TO SENDER**

» Auburn is 18th nationally averaging 4.8 blocked shots per game. This is on the heels of the Tigers setting a new program record with 180 blocked shots last season. Auburn has 171 blocked shots this season, moving up to third on the school's single-season blocks list with 18 blocked shots in four games in the SEC Tournament. The Tigers have had four of its program's top-11 single-season block totals during Bruce Pearl's five seasons on the Plains, including three of the top four in the last three seasons: [1. 180, 2017-18; 3. 171, 2018-19; 4. 162, 2016-17; ; 11. 126, 2015-16]. Auburn and Tennessee are the only DI teams with two players who are ranked in the top 40 in career blocks among all active DI players as the Tigers currently have two of the program's top five all-time shot blockers on their roster.

» Horace Spencer blocked two shots against No. 5 Tennessee in Auburn's regular-season finale to give him 166 for his career and passed Korvotney Barber (155 career blocks; 2005-09) for third all-time at Auburn. Spencer's 166 career blocks are 29th among all active D1 players. Anfernee McLemore blocked one shot at Georgia on Feb. 27 to pass Charles Barkley (1981-84) for fifth on Auburn's career blocked shots chart, and his 149 career blocked shots put him one away from becoming the fifth player in program history to record 150 career blocks and are 10th among all active D1 juniors. With his next block, McLemore will join Kyle Davis and Mamadou N'diaye as the only players in program history to record at least 150 blocks before the end of their junior season.

**All-Time Blocks Leaders**

1. Kyle Davis \_\_\_\_\_ 2000-04 \_\_\_\_ 360
2. Mamadou N'diaye \_\_\_\_ 1996-2000 \_\_\_\_ 241
3. **Horace Spencer** \_\_\_\_\_ **2015-P** \_\_\_\_ **166**
4. Korvotney Barber \_\_\_\_ 2005-09 \_\_\_\_ 155
5. **Anfernee McLemore** \_\_\_\_ **2016-P** \_\_\_\_ **149**
6. Charles Barkley \_\_\_\_\_ 1981-84 \_\_\_\_ 145
7. Chris Morris \_\_\_\_\_ 1984-88 \_\_\_\_ 141
8. Pat Burke \_\_\_\_\_ 1993-97 \_\_\_\_ 133
9. Asaiah Dixon-Tatum \_\_\_\_ 2012-14 \_\_\_\_ 108
10. Kenny Gabriel \_\_\_\_\_ 2009-12 \_\_\_\_ 105

**Highest Block Totals in Auburn History**

Rank	Year	Blocks	BPG
1.	2017-18	180	5.3
2.	2002-03	178	5.2
3.	<b>2018-19</b>	<b>171</b>	<b>4.8</b>
4.	2016-17	162	5.1
5.	2000-01	155	4.8
6.	2001-02	152	5.4
	1997-98	152	5.1
8.	2011-12	149	4.8
9.	2013-14	134	4.5
	2003-04	134	4.8

**STEALING THE SHOW**

» Auburn is averaging 9.4 steals per game, which leads the SEC and is fourth nationally. The Tigers have recorded at least 10 steals in a game 17 times this season (16-1 record), including three straight and seven of the last 11. This includes 20 steals in their last nonconference game against North Florida on Dec. 29, which is one off the school record of 21 steals against Louisiana-Monroe on Dec. 6, 2008. The Tigers have recorded double-digit steals in three straight games three times this season including their current streak. Auburn registered 14 steals in its last two games in the SEC Tournament, giving them 330 steals on the season, breaking the school's single-season record of 327 steals in the championship game against Tennessee. It is the most steals for Auburn in an SEC game since the Tigers registered 14 steals against Alabama last season. The Tigers are 18th nationally averaging 4.8 blocked shots per game. Auburn, Arkansas, Duke, Syracuse and Washington are the only five teams in the country that are in the top 20 in blocked shots and steals per game.

» Auburn is led by Chuma Okeke, who is fifth in the SEC with 1.8 steals per game, and Samir Doughty, who is averaging 1.4 steals per game. Okeke has 13 games with at least three steals this season (11-2 record), including four in the last six games. He also has five games (4-1 record) with at least four steals.

**TOP-10 CLASS**

On the heels of a 26-win season that included a Southeastern Conference championship and a berth in the NCAA Tournament, head coach Bruce Pearl and the Auburn basketball team have signed a top-10 recruiting class that includes five four-star prospects.

"What jumps out to me about this class is the character, toughness, hunger, not entitled and wanting to continue to make history at Auburn. I think all five of these guys have a chance to be great Auburn men."  
- Coach Pearl

**2019 CLASS**

Player	Pos.	Ht.	Hometown
Babatunde Akingbola	C	6-8	Powder Springs, Ga.
Allen Flanigan	G/F	6-5	Little Rock, Ark.
Tyrell Jones	G	6-1	Chicago, Ill.
Isaac Okoro	F	6-6	Powder Springs, Ga.
Jaylin Williams	F	6-7	Nahunta, Ga.

**Babatunde "Stretch" Akingbola  
6-8, 220, C**

ESPN - 3 star, #15 in Georgia, #52 PF  
Rivals - 4 star  
247 Sports - 3 star, #15 in Georgia, #47 C

- Had 70 reb and 27 blk in Nike EYBL circuit
- 6.0 pts, 6.1 reb, 3.0 blk, 1.1 apg as junior at McEachern HS
- Led team to third-place finish at the 45th annual City of Palms Classic

**Allen Flanigan  
6-5, 200, G/F**

ESPN - 4 star, #1 in Arkansas, #33 SF  
Rivals - 3 star  
247 Sports - 3 star, #3 in Arkansas, #63 SF

- Son of Auburn legend and current assistant coach Wes Flanigan
- 13.0 ppg, 6.5 rpg, 2.9 spg as a junior at Parkview Magnet HS
- As a junior, averaged 13.0 points, 6.5 rebounds and 2.9 assists per game while playing for his grandfather, Alfred Flanigan

**Tyrell Jones  
6-1, 170, G**

ESPN - 4 star, #92 overall, #8 in Florida, #13 PG  
Rivals - 4 star, #105 overall, #16 PG  
247 Sports - 4 star, #88 overall, #13 in Florida

- 17.2 ppg, 3.0 apg, 3.0 rpg, 2.2 spg as a junior at West Oaks Academy in Orlando, Fla.
- Secured 11 games in double figures as a junior
- Hit a school record 12 3s in one game

**Isaac Okoro  
6-6, 215, F**

ESPN - 4 star, #44 overall, #2 in Georgia, #7 SF  
Rivals - 4 star, #32 overall, #5 SF  
247 Sports - 4 star, #38 overall, #2 in Georgia, #7 SF

- Gold Medalist for USA U17 World Cup Team
- 20.3 ppg, 6.4 rpg as a junior for McEachern HS
- In three seasons, led the team to an 81-8 record that includes three state tournament appearances.

**Jaylin Williams  
6-7, 215, F**

ESPN - 4 star, #6 in Georgia, #35 SF  
Rivals - 4 star, #95 overall, #22 PF  
247 Sports - 4 star, #6 in Georgia, #21 PF

- First Team All-State selection as a junior
- Had consecutive games where he scored 44 points, followed by a 51-point, 10-rebound, 6-block outing
- Averaged 11.9 points, 4.9 rebounds and 1.9 assists while shooting 63 percent from the floor last summer

**Most Steals in Auburn History**

Rank	Year	Steals	SPG
1.	2018-19	339	9.4
2.	1998-99	327	9.9
	2008-09	327	9.1
4.	2006-07	270	8.4
5.	2002-03	269	7.9

**HALF A HUNDRED**

» Auburn scored 52 points, including 10 3s, in the second half of its victory over Tennessee in the SEC Tournament final. It is the 10th time this season the Tigers have scored 50-plus points in a half and the fourth time against an SEC opponent. The Tigers put up 50 points on 50 percent shooting, including 8-of-20 from 3-point range, in the first half at Georgia on Feb. 27. It is the first 50-point half for Auburn this season in a road game and the third time in SEC play. Auburn's 58-point effort in the second half against Missouri on Jan. 30 is a season high for points in a half for the Tigers. It is the most points for the Tigers in a half of an SEC game since Auburn scored 64 points in the second half at Tennessee on Feb. 15, 2006. Auburn has had a 50-point half in eight of its 17 home games and are 9-1 when scoring 50 points in a half. Auburn has scored 50 points in a half 22 times since the start of the 2017-18 season.

**50-Point Halves**

1/30	vs. Missouri (2nd)	58
12/22	vs. Murray State (2nd)	55
11/14	vs. Miss. College (2nd)	55
1/19	vs. Kentucky (2nd)	53
11/6	vs. South Alabama (1st)	52
3/17	vs. Tennessee (2nd)	52
11/28	vs. Saint Peter's (1st)	51
12/8	vs. Dayton (1st)	51
1/27	at Georgia (1st)	50
12/29	vs. North Florida (2nd)	50

**KEEP IT 100**

» Auburn scored 103 points vs. Mississippi College, the most points for the Tigers since a 119-85 victory over Winthrop last year. It is the second time the Tigers have reached the century mark this season after defeating South Alabama 101-58 and the seventh time in 168 games under head coach Bruce Pearl. Prior to Pearl's arrival, Auburn hadn't scored 100 points in the previous 337 games since a 105-66 victory over Grambling State Nov. 29, 2003.

**TIGERS IN OVERTIME**

» Auburn is 2-0 this season in overtime games. The Tigers defeated Xavier 88-79 on Nov. 19 in the first round of the Maui Invitational and defeated UAB 75-71 in Birmingham's Mike Slive Invitational in their last game. Prior to this season, Auburn's last overtime game was against Missouri in the 2017 SEC Tournament and its last OT win was at UConn on Dec. 23, 2016. Jared Harper has scored 15 of the Tigers' 23 points in overtime this season. Harper scored five of Auburn's 11 points in the extra period against Xavier and then notched 10 of the Tigers' 12 points in the extra session against UAB.

» Auburn is 5-2 in overtime under head coach Bruce Pearl, picking up wins against Xavier and LSU (2014-15), UConn (2016-17) and Xavier and UAB (2018-19).

**CLOSE LOSSES**

» Seven of Auburn's nine losses this season have been by eight points or fewer. In four of the Tigers' last six losses, the Tigers have been within six points at the 5:00 mark of the second half.

**SPENCER LEADS OFF THE COURT**

» Horace Spencer was named to the SEC Community Service team earlier in March. The Philadelphia, Pa. native has been involved in a variety of projects and programs in the local area.

» He is a regular volunteer with the East Alabama Food Bank where he sorts food and stuffs bags of food for those in need around the Auburn area. Spencer has volunteered numerous hours to visit students at the Boys and Girls Club of Greater Lee County and with the Jason Dufner Charitable Foundation to help end child hunger in the state of Alabama.

» Spencer has also volunteered for several other community service projects, including Habitat for Humanity of Greater Lee County and Homes for our Troops, where he and his teammates helped to build a home for a wounded Veteran and resident of Auburn.

» He has been an annual volunteer around the holidays at the Christian Women's Job Corps Dinner to go along with assisting with the Toys for Tots gift drive.

» Spencer has also visited children and cancer patients receiving treatment at the East Alabama Medical Center and the Children's Hospital of Alabama in Birmingham.

**NBA SETTING UP CAMP IN AUBURN**

» Head coach Bruce Pearl brought the first-ever Pro Day to Auburn last year. The Tigers completed their second consecutive session in front of NBA scouts and executives in October.

» Between the two one-day events, 59 scouts came to watch Auburn's players go through drills and scrimmage live to showcase their talents.

**GETTING IT DONE IN THE CLASSROOM**

» When head coach Bruce Pearl took the job at Auburn, he made a commitment to make sure his kids focused on their school work.

» In May, Auburn received an Academic Progress Rate Public Recognition Award marking the first time the Tigers have been honored since the award began tracking data in 2004.

» The NCAA annually honors teams earning multiyear Academic Progress Rates in the top 10 percent of all squads in each sport.

» Auburn has three consecutive perfect APR scores of 1,000.

» The Tigers boast 995 multi-year score from 2013-17, the best in program history.

» Auburn has graduated 18 student-athletes in the last four years - the most by any program in the SEC.

**WATCH LIST SZN**

» Auburn has three players on national award watch lists heading into the 2018-19 season.

» Jared Harper was tabbed to the Bob Cousy Award Watch List, given annually to the nation's top point guard.

» Bryce Brown was selected to the Jerry West Award Watch List, given to the country's best shooting guard.

» Austin Wiley earned a nod on the Kareem Abdul-Jabbar Award Watch List, handed out to the best center in the nation.

» Auburn, Gonzaga and Kansas are the only three programs to have representatives on the three national watch lists.

**OPENING THE SEASON AT NO. 11**

» In the first Associated Press poll of the season, Auburn was tabbed as the 11th-best team in the country. It is the highest the Tigers have been ranked to open a season since 1999.

» Auburn is ranked in the preseason AP Poll for the fifth time in program history. The Tigers opened the 1999-2000 season at No. 4. Before that, Auburn began the 1985-86 and 1986-87 seasons at No. 10 and No. 12, respectively. The Tigers were first ranked in the annual preseason poll prior to the 1975-76 campaign when they were No. 20.

**2018-19 PRESEASON SEC MEDIA POLL**

» Auburn, coming off the program's third-ever regular-season SEC championship, was picked third in the 2018-19 SEC Preseason Media Poll, which is the Tigers' highest predicted finish since being picked to win the conference prior to the 1999-2000 season.

1. Kentucky
2. Tennessee
3. Auburn
4. Mississippi State
5. Florida
6. LSU
7. Alabama
8. Vanderbilt
9. Missouri
10. Arkansas
11. South Carolina
12. Texas A&M
13. Georgia
14. Ole Miss

### STAT RANKINGS (AS OF 3/18)

	Value	SEC	NCAA
Winning Pct.	.743	4th	40th
Scoring Offense	79.6	3rd	35th
Scoring Defense	68.1	4th	88th
Scoring Margin	+11.5	2nd	22nd
Field Goal Pct.	.448	6th	154th
Field Goal Pct. Def.	.433	9th	149th
3-pt. FG Per Game	11.3	1st	4th
3-pt. FG Pct.	.376	2nd	37th
3-pt. FG Pct. Def.	.353	12th	232nd
Free Throw Pct.	.713	7th	155th
Free Throw Made	477	8th	97th
Free Throws Att.	669	9th	101st
Rebounds	34.6	11th	222nd
Rebound Margin	-0.4	12th	216th
Off. Rebounds	12.1	2nd	45th
Def. Rebounds	22.5	14th	334th
Assists	14.4	3rd	93rd
Assist/Turnover	1.19	3rd	81st
Turnover Margin	+5.5	1st	3rd
Turnovers Forced	17.6	1st	6th
Blocks	4.8	6th	18th
Steals	9.1	1st	4th

#### INDIVIDUAL

##### Assist-to-Turnover Ratio

Jared Harper 2.53 4th 40th

##### Assists Per Game

Jared Harper 5.8 3rd 27th

##### Blocks Per Game

Chuma Okeke 1.2 14th 152nd

##### Free Throw Percentage

Jared Harper .823 5th 105th

##### Offensive Rebounds Per Game

Chuma Okeke 2.83 3rd 66th

##### Points Per Game

Bryce Brown 15.8 6th 218th

##### Steals Per Game

Chuma Okeke 1.7 7th 93rd

Samir Doughty 1.5 11th 184th

##### Three-Pointers Per Game

Bryce Brown 3.5 1st 11th

Jared Harper 2.5 3rd 117th

##### Three-Point Field-Goal Percentage

Bryce Brown .404 2nd 47th

Jared Harper .378 3rd 78th

##### Total Three-Point FG Made

Bryce Brown 122 1st 4th

Jared Harper 88 3rd 69th

##### Total Assists

Jared Harper 202 2nd 18th

##### Total Blocks

Chuma Okeke 43 13th 121st

Anfernee McLemore 39 16th 148th

##### Total Steals

Chuma Okeke 60 3rd 55th

Samir Doughty 51 10th 115th

### WINS/LOSSES

Category	Wins	Losses
Scoring Offense	82.4	70.8
Scoring Defense	64.7	79.4
Scoring Margin	+17.8	-8.7
Field Goal Pct.	.460	.409
Field Goal Pct. Def.	.422	.468
3-pt. FG Per Game	11.8	10.0
3-pt. FG Pct.	.385	.350
3-pt. FG Pct. Def.	.340	.383
Free Throw Pct.	.713	.708
Free Throws Made	14.1	12.1
Opp. Free Throws Made	12.5	17.7
Rebounds	34.7	33.0
Rebound Margin	+0.9	-5.7
Off. Rebounds	328	11.1
Def. Rebounds	610	21.9
Assists	15.3	11.6
Assist/Turnover	1.4	0.8
Turnover Margin	+7.7	-1.0
Turnovers Forced	18.8	13.9
Steals	10.2	7.0
Blocks	5.2	3.4

### CURRENT STREAKS

Overall	Won 9
vs. Unranked	Won 9
vs. Ranked	Won 2
Home	Won 3
vs. SEC	Won 3
vs. Non-SEC	Won 21
vs. Ranked	Won 1
vs. Unranked	Won 2
Road	Won 2
vs. SEC	Won 2
vs. Non-SEC	Lost 1
vs. Ranked	Lost 3
vs. Unranked	Won 2
Neutral	Won 6
vs. Ranked	Won 1
vs. Unranked	Won 7

#### CONSECUTIVE GAMES WITH A 3-POINTER

Bryce Brown	25
Jared Harper	7
J'Von McCormick	3
Chuma Okeke	3
Malik Dunbar	2

#### CONSECUTIVE GAMES WITH 10+ POINTS

Bryce Brown	6
Chuma Okeke	2

### AUBURN IN THE POLLS

Date	AP Poll	Coaches Poll
Preseason	11	12
Nov. 12	9	12
Nov. 19	8	9
Nov. 26	8	10
Dec. 3	8	9
Dec. 10	8	8
Dec. 17	7	7
Dec. 24	12	11
Dec. 31	12	13
Jan. 7	11	10
Jan. 14	14	12
Jan. 21	16	15
Jan. 28	RV	RV
Feb. 4	RV	RV
Feb. 11	RV	RV
Feb. 18	RV	RV
Feb. 25	RV	RV
March 4	RV	RV
March 11	22	24
March 18	14	24

### AP POLL

Rank	School	Record	Points
1	* Duke (58)	29-5	1,592
2	Virginia (5)	29-3	1,497
3	North Carolina	27-6	1,453
4	Gonzaga (1)	30-3	1,398
5	Michigan State	28-6	1,382
6	* Tennessee	29-5	1,270
7	* Kentucky	27-6	1,232
8	Michigan	28-6	1,146
9	Texas Tech	26-6	1,033
10	Florida State	27-7	1,017
11	Houston	31-3	933
12	* LSU	26-6	886
13	Purdue	23-9	727
<b>14</b>	<b>Auburn</b>	<b>26-9</b>	<b>665</b>
15	Buffalo	31-3	608
16	Virginia Tech	24-8	595
17	Kansas	25-9	590
18	Kansas State	25-8	529
19	Wofford	29-4	385
20	Nevada	29-4	361
21	Wisconsin	23-10	339
22	Cincinnati	28-6	335
23	Villanova	25-9	306
24	Iowa State	23-11	245
25	Utah State	28-6	73

Others receiving votes: Marquette 63, Maryland 55, \*Mississippi State 35, \*Murray State 12, \*New Mexico State 11, UCF 9, Louisville 8, VCU 4, Seton Hall 3, Old Dominion 2, Liberty 1.

\* - Auburn opponent

### USA TODAY COACHES POLL

Rank	School	Record	Points
1	Gonzaga (28)	29-2	796
2	Virginia (4)	28-2	772
3	North Carolina	26-5	735
4	* Kentucky	26-5	684
5	* Duke	26-5	632
6	Texas Tech	26-5	610
7	Michigan State	25-6	590
8	* Tennessee	27-4	557
9	* LSU	26-5	515
10	Houston	29-2	496
11	Michigan	26-5	494
12	Purdue	23-8	471
13	Florida State	25-6	426
14	Kansas State	24-7	406
15	Virginia Tech	23-7	304
16	Buffalo	28-3	289
17	Nevada	28-3	277
18	Kansas	23-8	267
19	Wisconsin	22-9	246
20	Wofford	28-4	191
21	Maryland	22-9	136
22	Marquette	23-8	105
23	Cincinnati	25-6	104
<b>24</b>	<b>Auburn</b>	<b>22-9</b>	<b>76</b>
25	Villanova	22-9	65

Others receiving votes: UCF 27, \*Mississippi State 26, VCU 21, Utah State 19, Hofstra 13, \*Washington 11, Arizona State 11, \*Murray State 10, Iowa State 8, Louisville 3, Seton Hall 3, Liberty 2, Baylor 1, UC Irvine 1.

\* - Auburn opponent



## AUBURN'S RECORD

Overall	27-9
Home	15-2
Away	5-6
Neutral	7-1
Conference	11-7
Home	7-2
Away	4-5
Non-Conference	16-2
Home	8-0
Away	1-1
Neutral	7-1
Overtime	2-0
Wearing white Auburn uniforms	8-1
Wearing white Tigers uniforms	8-1
Wearing navy uniforms	8-3
Wearing orange uniforms	3-4
Leading at half	23-2
Trailing at half	3-7
Tied at half	1-0
Leading with 5:00 remaining in second half	26-0
Trailing with 5:00 remaining in second half	0-9
Tied with 5:00 remaining in second half	1-0
Has more rebounds than opponent	17-1
Has fewer rebounds than opponent	10-6
Same rebounds as opponent	0-2
Commits more turnovers than opponent	1-5
Causes more turnovers than opponent	26-4
Same turnovers as opponent	0-0
Has more FT attempts than opponent	14-2
Has fewer FT attempts than opponent	12-7
Same FT attempts as opponent	1-0
Shoots 40% or better from field	25-5
Shoots less than 40% from field	2-4
Opponent shoots 40% or better from field	17-7
Opponent shoots less than 40% from field	10-2
Shoots better than opponent	17-2
Opponent shoots better	9-7
Same FG percentage	1-0
Bench outscores opponent's bench	17-4
Opponent's bench outscores Auburn bench	9-3
Same points off the bench	1-2
Auburn scores 100 or more	2-0
Auburn scores between 90-99	5-0
Auburn scores between 80-89	9-2
Auburn scores between 70-79	7-4
Auburn scores between 60-69	4-1
Auburn scores less than 60	0-2
Opponent scores 100 or more	0-0
Opponent scores between 90-99	0-1
Opponent scores between 80-89	2-5
Opponent scores between 70-79	8-2
Opponent scores between 60-69	8-1
Opponent scores less than 60	8-0
On Sunday	1-0
On Monday	1-0
On Tuesday	4-2
On Wednesday	7-3
On Thursday	2-0
On Friday	2-0
On Saturday	10-4
In November	6-1
In December	5-1
In January	3-4
In February	5-3
In March	8-0
Five-plus players score in double-figures	6-0
Four players score in double figures	7-4
Three players score in double figures	9-3
Two players score in double figures	5-2
One player scores in double figures	0-0

## MISCELLANEOUS STATISTICS

Largest margin of victory	51, vs. Mississippi College (11/14/18)
Smallest margin of victory	1, vs. New Mexico State (3/21/19)
Largest margin of defeat	27, at Kentucky (2/23/19)
Smallest margin of defeat	2, vs. Kentucky (1/19/19)
Biggest rebound margin	+31, vs. Mississippi College (11/14/18)
Biggest rebound deficit	-20, vs. Mississippi State (3/2/19)
Average margin of victory/defeat	+17.7/-8.7
Largest halftime lead	28, vs. Saint Peter's (11/28/18)
Largest halftime lead blown	3, at LSU (2/9/19)
Largest halftime deficit	14, at Kentucky (2/23/19)
Largest halftime deficit overcome to win	11, at Alabama (3/5/19)
Largest overall lead	55, vs. Saint Peter's (2H) (11/28/18)
Largest overall lead blown	16, at LSU (1H) (2/9/19)
Largest overall deficit	33, at Kentucky (2H) (2/23/19)
Largest deficit overcome to win	13, at Alabama (2H) (3/5/19)

## TEAM EXTREMES

Most points scored	103, vs. Mississippi College (11/14/18)
Fewest points scored	53, at Kentucky (2/23/19)
Most rebounds	66, vs. Mississippi College (11/14/18)
Fewest rebounds	17, vs. Florida (3/16/19)
Most assists	25, vs. Saint Peter's (11/28/18)
Fewest assists	7, vs. Ole Miss (2/13/19)
Most turnovers	25, at NC State (12/19/18)
Fewest turnovers	4 vs. Florida (3/16/19)
Most steals	20, vs. North Florida (12/29/18)
Fewest steals	2, at UAB (OT) (12/15/18)
Most blocks	12, vs. UNC Asheville (12/4/18)
Fewest blocks	1, at Kentucky (2/23/19)
Best shooting percentage	.540 (27-50), vs. Arizona (11/21/18)
Worst shooting percentage	.327 (16-49), vs. Ole Miss (2/13/19)
Best 3-pt. percentage	.591 (13-22), vs. Alabama (2/2/19)
Worst 3-pt. percentage	.182 (4-22), at UAB (OT) (12/15/18)
Best FT percentage	.913 (21-23), at Mississippi State (1/26/19)
Worst FT percentage	.400 (2-5), vs. Florida (3/16/19)
Most points (1st half)	52, vs. South Alabama (11/6/18)
Fewest points (1st half)	23, at Alabama (3/5/19)
Most points (2nd half)	58, vs. Missouri (1/30/19)
Fewest points (2nd half)	22, at Kentucky (2/23/19)
Most points (OT)	12, at UAB (OT) (12/15/18)
Fewest points (OT)	11, vs. Xavier (OT) (11/19/18)

## STARTING LINEUPS

### Record when starting lineup is:

Brown, Doughty, Harper, McLemore, Okeke	15-7
Brown, Doughty, Harper, Okeke, Wiley	4-1
Brown, Dunbar, Harper, McLemore, Okeke	7-1
Brown, Dunbar, Harper, Okeke, Spencer	1-0

### Record when starts:

Bryce Brown	27-9
Samir Doughty	19-8
Malik Dunbar	8-1
Jared Harper	27-9
Anfernee McLemore	22-8
Chuma Okeke	27-9
Horace Spencer	1-0
Austin Wiley	4-1

## AUBURN INDIVIDUAL GAME HIGHS

Points	34, Bryce Brown vs. Dayton (12/8/18)
	31, Jared Harper at UAB (OT) (12/15/18)
	28, Bryce Brown vs. Kentucky (1/19/19)
Field Goals Made	10, Bryce Brown vs. Dayton (12/8/18)
	9, Bryce Brown vs. Xavier (OT) (11/19/18)
	9, Chuma Okeke vs. Tennessee (3/9/19)
Field Goal Att.	24, Bryce Brown at Ole Miss (1/9/19)
	19, Jared Harper vs. Duke (11/20/18)
	19, Jared Harper at UAB (OT) (12/15/18)
FG Pct.	1.000 (4-4), Malik Dunbar at Ole Miss (1/9/19)
	1.000 (3-3), Horace Spencer at South Carolina (1/22/19)
3-Point FG Made	7, Bryce Brown at Ole Miss (1/9/19)
	6, Jared Harper vs. South Alabama (11/6/18)
	6, Jared Harper vs. Duke (11/20/18)
	6, Bryce Brown vs. Dayton (12/8/18)
	6, Bryce Brown vs. Kentucky (1/19/19)
3-Point FG Att.	19, Bryce Brown at Ole Miss (1/9/19)
	14, Bryce Brown vs. South Carolina (3/15/19)
3-Pt FG Pct.	1.000 (3-3), Chuma Okeke vs. Washington (11/9/18)
	.857 (6-7), Bryce Brown vs. Kentucky (1/19/19)
Free Throws Made	15, Jared Harper at UAB (OT) (12/15/18)
Free Throw Att.	16, Jared Harper at UAB (OT) (12/15/18)
FT Pct.	1.000 (7-7), Jared Harper vs. Ole Miss (2/13/19)
Rebounds	17, Horace Spencer vs. Mississippi College (11/14/18)
Assists	13, Jared Harper vs. South Alabama (11/6/18)
Steals	5, Malik Dunbar vs. UNC Asheville (12/4/18)
	5, Chuma Okeke vs. Murray State (12/22/18)
	5, Chuma Okeke vs. North Florida (12/29/18)
Blocked Shots	5, Austin Wiley vs. UNC Asheville (12/4/18)
	5, Austin Wiley vs. Dayton (12/8/18)
Turnovers	6, Jared Harper at Mississippi State (1/26/19)
	6, Jared Harper vs. Ole Miss (2/13/19)
Fouls	5 (12x), last Jared Harper vs. New Mexico State (3/21/19)
Minutes	43, Bryce Brown vs. Xavier (OT) (11/19/18)
	43, Jared Harper vs. Xavier (OT) (11/19/18)
	41, Jared Harper at UAB (OT) (12/15/18)

## OPPONENT INDIVIDUAL GAME HIGHS

Points	32, Chris Silva at South Carolina (1/22/19)
	27, Terence Davis at Ole Miss (1/9/19)
	27, Quindary Weatherspoon at Mississippi State (1/26/19)
	27, Chris Silva vs. South Carolina (3/15/19)
Field Goals Made	11, Chris Silva at South Carolina (1/22/19)
Field Goal Att.	21, Aaron Nesmith at Vanderbilt (2/16/19)
FG Pct.	.917 (11-12), Chris Silva at South Carolina (1/22/19)
3-Point FG Made	6, Tyson Carter vs. Mississippi State (3/2/19)
3-Point FG Att.	14 (2x), last Tyson Carter vs. Mississippi State (3/2/19)
3-Pt FG Pct.	1.000 (2-2), Jaylen Nowell vs. Washington (11/9/18)
	1.000 (2-2), Ezekiel Balogun vs. North Florida (12/29/18)
	1.000 (2-2), Jalen Hudson vs. Florida (3/16/19)
Free Throws Made	11, Quindary Weatherspoon at Mississippi State (1/26/19)
Free Throw Att.	12, Dominik Olejniczak at Ole Miss (1/9/19)
FT Pct.	1.000 (11-11), Quindary Weatherspoon at Mississippi State (1/26/19)
Rebounds	17, Keldon Johnson at Kentucky (2/23/19)
Assists	10 (2x), last Tremont Waters at LSU (2/9/19)
Steals	5, Tremont Waters at LSU (2/9/19)
Blocked Shots	7, Marques Bolden vs. Duke (11/20/18)
Turnovers	9, DeVon Baker vs. UNC Asheville (12/4/18)
	8, Dyllan Taylor vs. Mississippi College (11/14/18)
	8, Brian Coffey II vs. North Florida (12/29/18)
	8, Xavier Pinson vs. Missouri (3/14/19)
Fouls	5 (9x), last Admiral Schofield vs. Tennessee (3/9/19)
Minutes	43, Quentin Goodin vs. Xavier (OT) (11/19/18)
	42, Jalen Perry at UAB (OT) (12/15/18)

## THE LAST TIME - TEAM

Defeated a ranked team at home	vs. #5 Tennessee (3/9/19)
Defeated a ranked team on the road	at #23 Tennessee (1/2/18)
Defeated a ranked team at a neutral site	vs. #8 Tennessee (3/17/19)
Defeated a top-10 team at home	vs. #5 Tennessee (3/9/19)
Defeated a top-10 team on the road	at #8 Arkansas (1/23/93)
Defeated a top-10 team at a neutral site	vs. #8 Tennessee (3/17/19)
Won in overtime	at UAB, 75-71 (OT) (12/15/18)
Lost in overtime	vs. Missouri (SECT), 86-83 (OT) (3/8/17)
Won in double overtime	vs. Xavier, 89-88 (2OT) (12/20/14)
Lost in double overtime	at Arkansas, 88-80 (2OT) (1/16/13)
Played back-to-back overtime games	vs. Ole Miss, W 69-68 (2OT) (1/14/12)
	at LSU, L 65-58 (OT) (1/17/12)
Played at least three overtimes	vs. Georgia (SECT) (4OT) (3/1/79)
Shot 70% for a half	74.1% (20-27) vs. Arkansas-Pine Bluff (12/30/13)
Shot 70% for a half (SEC)	72.7% (16-22) at Ole Miss (2/22/03)
Shot 60% for a game	61.8% (42-68) vs. Winthrop (11/24/17)
Shot 60% for a game (SEC)	61.1% (33-54) at Arkansas (2/17/16)
Shot less than 30% for game	25.8% (17-66) vs. Clemson (3/18/18)
Shot 100% from the FT line	100% (6-6) vs. Long Beach State (12/23/11)
Shot 60% from 3-point line	65.4% (17-26) vs. Vanderbilt (2/3/18)
Shot less than 30% in half	26.9% (7-26) at Kentucky (2nd) (2/23/19)
Shot less than 20% in half	18.2% (6-33) vs. Clemson (1st) (3/18/18)
Shot less than 10% in a half	8.3% (2-24) vs. LSU (1st) (1/8/11)
Attempted 50 free throws	52 vs. Vanderbilt (2/6/54)
Attempted 40 free throws	42 vs. Alabama (1/21/17)
Attempted 30 free throws in half	30 vs. Georgia (2nd) (2/24/16)
Made 30 free throws	31 at Arkansas (2/27/18)
Made 30 free throws (SEC)	31 at Arkansas (2/27/18)
Made at least 10 3-point field goals	12 vs. New Mexico State (3/21/19)
Failed to make 3-point field goal	vs. Kentucky (0-15) (1/19/13)
Had at least 50 rebounds	50 at Texas A&M (1/16/19)
Had less than 20 rebounds	17 vs. Florida (3/16/19)
Had 25 assists	25 vs. Saint Peter's (11/28/18)
Had at least 15 steals	20 vs. North Florida (12/29/18)
Had at least 10 blocks	12 vs. UNC Asheville (12/4/18)
Had at least 15 blocks	17 vs. Nicholls State (11/25/11)
Had at least 25 lead changes	27 at Arkansas (1/16/13)
Scored 50 points in a half	52 vs. Tennessee (2nd) (3/17/19)
Scored 50 points in a half (SEC)	50 at Georgia (1st) (2/27/19)
Scored 60 points in a half	61 vs. Winthrop (2nd) (11/24/17)
Scored 60 points in a half (SEC)	64 at Tennessee (2/15/06)
Scored 70 points in a half	72 vs. Northwestern State (2nd) (11/27/15)
Scored 100 points	103 vs. Mississippi College (11/14/18)
Scored 100 points (SEC)	102 vs. Alabama (2/13/99)
Scored under 20 points in 1st half	19 vs. Clemson (3/18/18)
Scored under 20 points in 2nd half	14 vs. Tulsa (11/24/14)
Scored under 10 points in a half	6 vs. LSU (1st) (1/8/11)
Scored 35 or under points in a game	35 vs. Tulsa (11/24/14)
Scored under 50 points in game	45 at Tennessee (2/9/16)
Scored under 50 points in game (SEC)	45 at Tennessee (2/9/16)

## THE LAST TIME - INDIVIDUAL

Scored at least 30 points	Jared Harper (31) at UAB (OT) (12/15/18)
Scored at least 35 points	Toney Douglas (38) vs. Nicholls State (11/24/04)
Scored at least 40 points	Wesley Person (44) vs. UAB (12/16/93)
Had two players with at least 20 points	Bryce Brown (34) and Jared Harper (20) vs. Dayton (12/8/18)
Had three players with at least 20 points	KT Harrell (24), Tahj Shamsid-Deen (21) & Cinmeon Bowers (20) vs. Louisiana (11/21/14)
Scored 20 points in a half	Bryce Brown (25, 2nd) vs. Kentucky (1/19/19)
Scored 20 points in 1st half	Bryce Brown (20) at Texas A&M (1/16/19)
Scored 20 points in 2nd half	Bryce Brown (25) vs. Kentucky (1/19/19)
Scored 25 points in a half	Bryce Brown (25, 2nd) vs. Kentucky (1/19/19)
Had two players with 25 points	Bryce Brown (26) and Jared Harper (25) vs. Xavier (OT) (11/19/18)
Had two players with 25 points (SEC)	Chris Denson (30) & KT Harrell (26) vs. Mississippi State (2/14/14)
A player had back-to-back 25-point SEC games	Kareem Canty (26) vs. Kentucky (1/16/16); (25) vs. Alabama (1/19/16)
A player had three straight 25-point SEC games	Chris Denson (29) at LSU (2/8/14); (26) vs. Kentucky (2/12/14); (30) vs. Mississippi State (2/15/14)
A player had four straight 25-point SEC games	Chris Denson (25) at South Carolina (2/5/14); (29) at LSU (2/8/14); (26) vs. Kentucky (2/12/14); (30) vs. Mississippi State (2/15/14)
A player had five straight 25-point SEC games	Keenan Carpenter (44) vs. LSU (1/8/89); (28) vs. Mississippi State (2/11/89); (33) at Florida (2/15/89); (32) at Ole Miss (2/18/89); (29) vs. Kentucky (2/20/89)
Zero players scored in double figures	at Vanderbilt (1/7/12)
Only one player scored in double figures	Bryce Brown (18) at Tennessee (2/9/16)
Five players scored in double figures	Jared Harper (22), Bryce Brown (15), Anfernee McLemore (15), Samir Doughty (11), Malik Dunbar (11) vs. Georgia (1/12/19)
Five players scored in double figures (SEC)	Jared Harper (22), Bryce Brown (15), Anfernee McLemore (15), Samir Doughty (11), Malik Dunbar (11) vs. Georgia (1/12/19)
All five starters scored in double figures	Samir Doughty (20), Chuma Okeke (17), Austin Wiley (17), Jared Harper (12), Bryce Brown (11) vs. Murray State (12/22/18)
Six players scored in double figures	Austin Wiley (18), Bryce Brown (16), Horace Spencer (14), Samir Doughty (13), Jared Harper (10) vs. Mississippi College (11/14/18)
Six players scored in double figures (SEC)	Desean Murray (16), Mustapha Heron (15), Bryce Brown (13), Anfernee McLemore (13), Jared Harper (12), Horace Spencer (12) vs. Ole Miss (1/9/18)
Had at least 15 rebounds	Horace Spencer (17) vs. Mississippi College (11/14/18)
Had at least 15 rebounds (SEC)	Cinmeon Bowers (17) vs. Ole Miss (2/20/16)
Had at least 20 rebounds	Kelvin Ardister (20) vs. Tennessee (1/4/89)
Had at least 25 rebounds	Rex Frederick (25) at Ole Miss (1/6/58)
Had at least 20 pts & 20 reb	Kelvin Ardister (22 pts, 20 reb) vs. Tennessee (1/4/89)
Had two players with at least 10 rebounds	Anfernee McLemore (11) and Desean Murray (11) vs. Kentucky (2/14/18)
Had at least three players with 10 rebounds	Korvotney Barber (13), Quantez Robertson (10) and Lucas Hargrove (10) at Virginia (12/20/08)
Had a double-double	Chuma Okeke (18 pts, 13 reb) vs. Tennessee (3/17/19)
Had two straight double-doubles	Chuma Okeke (12 pts, 14 reb) at LSU (2/9/19); (23 pts, 11 reb) vs. Ole Miss (2/13/19)
Had three straight double-doubles	Cinmeon Bowers (12 pts, 15 reb) vs. Vanderbilt (2/13/16); (14 pts, 10 reb) at Arkansas (2/17/16); (11 pts, 18 reb) vs. Ole Miss (2/20/16)
Had four straight double-doubles	Cinmeon Bowers (19 pts, 19 reb) vs. Middle Tennessee (12/12/15); (13 pts, 12 reb) vs. Mercer (12/15/15); (12 pts, 11 reb) at Xavier (12/19/15); (12 pts, 12 reb) vs. New Mexico (12/22/15)
Had five straight double-doubles	Jeff Moore (26 pts, 11 reb) vs. Ole Miss (3/2/88); (20 pts, 11 reb) at LSU (3/5/88); (22 pts, 11 reb) vs. Georgia (3/11/88); (13 pts, 13 reb) vs. Bradley (3/17/88); (22 pts, 11 reb) vs. Oklahoma (3/19/88)
Had two players with a double-double	Jared Harper (12 pts, 10 ast) and Austin Wiley (17 pts, 10 reb) vs. Murray State (12/22/18)
Had a double-double with points and assists	Jared Harper (12 pts, 10 ast) vs. Murry State (12/22/18)
Had a triple-double	Kenny Gabriel (24 pts, 13 reb, 10 blk) vs. Bethune-Cookman (1/2/12)
Had 10 assists	Jared Harper (10) vs. North Florida (12/29/18)
Had two players with at least five blocks	Rob Chubb (5) and Willy Kouassi (5) vs. Nicholls State (11/25/11)
Had 10 blocks	Kenny Gabriel (10) vs. Bethune-Cookman (1/2/12)
Had five steals	Chuma Okeke (5) vs. North Florida (12/29/18)
Had five steals (SEC)	Antoine Mason (5) at LSU (2/6/15)
Made 25 straight free throws	Danjel Purifoy (27) (11/23/16-12/18/16)
Hit buzzer-beater shot to win a game	T.J. Dunans vs. Mercer (3-pt FG, 76-74) (12/18/16)
Played more than 40 minutes	Jared Harper (41) at UAB (OT) (12/15/18)

## TEAM GAME-BY-GAME

Opponent	PTS	FG-A	Pct.	3FG-A	Pct.	FT-A	Pct.	O-D-TOT	PF	A	TO	BLK	STL
#11 Auburn	101	38-74	.514	18-38	.474	7-14	.500	19-23-42	21	24	13	8	9
vs. South Alabama	58	17-46	.370	7-22	.318	17-22	.773	8-19-27	17	9	22	5	4
#11 Auburn	88	29-70	.414	12-31	.387	18-23	.783	19-22-41	20	16	11	4	8
vs. #25 Washington	66	25-45	.556	6-14	.429	10-17	.588	3-21-24	18	10	18	5	8
#9 Auburn	103	37-80	.463	8-33	.242	21-32	.656	23-43-66	14	14	11	7	14
vs. Mississippi College	52	18-66	.273	8-30	.267	8-16	.500	9-26-35	23	10	18	0	2
#8 Auburn	88	30-66	.455	11-35	.314	17-24	.708	12-23-35	23	16	12	7	10
vs. Xavier	79	24-61	.393	10-27	.370	21-24	.875	16-26-42	20	13	22	3	7
#8 Auburn	72	28-77	.364	11-32	.344	5-9	.556	18-23-41	24	14	9	2	8
vs. #1 Duke	78	24-54	.444	7-25	.280	23-34	.676	14-32-46	13	12	13	11	6
#8 Auburn	73	27-50	.540	9-26	.346	10-15	.667	9-21-30	19	10	15	2	4
vs. Arizona	57	20-47	.426	10-25	.400	7-9	.778	7-18-25	22	9	19	0	3
#8 Auburn	99	36-75	.480	15-31	.484	12-20	.600	19-28-47	17	25	13	8	16
vs. Saint Peter's	49	14-52	.269	6-22	.273	15-21	.714	14-24-38	19	8	26	6	9
#8 Auburn	67	23-48	.479	9-25	.360	12-18	.667	8-24-32	16	19	19	12	13
vs. UNC Asheville	41	14-45	.311	7-19	.368	6-8	.750	8-19-27	15	8	25	0	5
#8 Auburn	82	28-61	.459	12-33	.364	14-17	.824	11-26-27	10	17	10	9	10
vs. Dayton	72	27-56	.482	11-23	.478	7-10	.700	14-23-37	14	16	23	2	3
#8 Auburn	75	22-57	.386	4-22	.182	27-34	.794	14-26-40	17	10	10	7	2
vs. UAB	71	28-63	.444	9-29	.310	6-11	.545	12-27-39	26	11	13	3	8
#7 Auburn	71	30-62	.484	5-25	.200	6-12	.500	15-22-37	20	13	25	3	11
at NC State	78	28-53	.528	10-22	.455	12-23	.522	8-22-30	15	13	22	1	7
#7 Auburn	93	34-64	.531	13-33	.394	12-20	.600	14-18-32	19	19	14	5	10
vs. Murray State	88	29-58	.500	11-25	.440	19-24	.792	14-21-35	28	18	17	2	9
#12 Auburn	95	34-72	.472	9-26	.346	18-27	.667	19-20-39	16	23	13	7	20
vs. North Florida	49	18-50	.360	6-26	.231	7-9	.778	12-21-33	20	10	33	5	3
#11 Auburn	67	22-67	.328	14-39	.359	9-17	.529	16-21-37	24	11	16	6	6
at Ole Miss	82	24-53	.453	7-19	.368	27-37	.730	13-32-45	15	13	17	2	11
#11 Auburn	93	34-68	.500	12-25	.480	13-17	.765	17-22-39	20	16	12	4	9
vs. Georgia	78	26-58	.448	11-29	.379	15-20	.750	12-21-33	18	17	16	8	8
#14 Auburn	85	32-76	.421	13-34	.382	8-10	.800	20-30-50	21	16	10	7	10
at Texas A&M	66	19-50	.380	7-24	.292	21-30	.700	7-26-33	16	7	15	5	5
#14 Auburn	80	26-56	.464	13-30	.433	15-20	.750	7-19-26	25	17	11	4	5
vs. #12 Kentucky	82	26-48	.542	6-15	.400	24-33	.727	9-24-33	20	14	13	2	7
#16 Auburn	77	25-61	.410	7-25	.280	20-26	.769	11-23-34	22	9	12	4	7
at South Carolina	80	30-64	.469	6-18	.333	14-22	.636	14-26-40	21	16	11	8	4
#16 Auburn	84	26-49	.531	11-21	.524	21-23	.913	6-23-29	20	12	19	3	7
at #22 Mississippi State	92	28-55	.509	13-30	.433	23-34	.676	10-19-29	21	20	13	5	11
Auburn	92	33-69	.478	16-41	.390	10-16	.625	11-28-39	20	20	9	5	5
vs. Missouri	58	21-56	.375	7-24	.292	9-15	.600	10-28-38	20	7	20	3	5
Auburn	84	30-58	.517	13-22	.591	11-14	.786	8-23-31	18	15	13	3	13
vs. Alabama	63	21-47	.447	8-19	.421	13-18	.722	8-21-29	16	12	21	3	4
Auburn	76	25-52	.481	9-25	.360	17-27	.630	10-19-29	16	14	10	2	8
vs. Florida	62	23-50	.460	4-20	.200	12-12	1.000	6-22-28	22	9	17	2	3
Auburn	78	27-56	.482	16-38	.421	8-13	.615	7-28-35	23	13	19	4	7
at #21 LSU	83	28-73	.384	9-28	.321	18-26	.692	23-25-48	13	15	12	1	12
Auburn	55	16-49	.327	5-20	.250	18-23	.783	12-22-34	16	7	14	4	6
vs. Ole Miss	60	19-51	.373	13-33	.394	9-13	.692	9-25-34	20	12	13	2	8
Auburn	64	17-49	.347	9-25	.360	21-29	.724	8-19-27	18	9	7	4	10
at Vanderbilt	53	16-48	.333	5-23	.217	16-21	.762	14-29-43	20	8	19	4	1
Auburn	79	26-54	.481	17-33	.515	10-20	.500	9-33-42	24	16	20	6	11
vs. Arkansas	56	19-58	.328	4-26	.154	14-24	.583	12-23-35	13	9	15	3	10
Auburn	53	19-58	.328	8-27	.296	7-11	.636	8-16-24	12	8	9	1	6
at #4 Kentucky	80	30-55	.545	11-24	.458	9-12	.750	9-34-43	10	15	11	7	5
Auburn	78	29-64	.453	11-31	.355	9-11	.818	13-15-28	16	13	7	3	8
at Georgia	75	27-51	.529	9-21	.429	12-16	.750	10-21-31	10	14	14	5	6
Auburn	80	24-51	.471	13-30	.433	19-23	.826	1-20-21	16	16	10	4	9
vs. Mississippi State	75	24-55	.436	10-30	.333	17-25	.680	14-27-41	19	13	18	1	5
Auburn	66	24-60	.400	7-25	.280	11-14	.786	12-23-35	13	8	12	3	11
at Alabama	60	22-49	.449	5-19	.263	11-16	.688	8-26-34	16	10	19	5	7
Auburn	84	26-56	.464	13-34	.382	19-24	.792	7-20-27	16	16	5	3	11
vs. #5 Tennessee	80	29-61	.475	9-28	.321	13-16	.813	15-24-39	18	14	13	3	3
#22 Auburn	81	27-59	.458	12-34	.353	15-19	.789	13-20-33	16	14	11	5	8
vs. Missouri	71	23-52	.442	15-30	.500	10-14	.714	12-20-32	16	13	14	1	4
#22 Auburn	73	21-47	.447	13-34	.382	18-21	.857	6-20-26	19	11	12	5	10
vs. South Carolina	64	21-47	.447	10-26	.385	12-18	.667	12-21-33	17	12	18	3	6
#22 Auburn	65	25-56	.446	13-29	.448	2-5	.400	7-10-17	13	9	4	2	14
vs. Florida	62	23-38	.605	6-15	.400	10-12	.833	5-27-32	9	11	19	4	2
#22 Auburn	84	26-64	.406	15-40	.375	17-21	.810	13-26-39	15	14	7	6	14
vs. #8 Tennessee	64	23-51	.451	8-15	.533	10-13	.769	5-28-33	18	11	17	5	2
#14 Auburn	78	26-57	.456	12-31	.387	14-21	.667	6-18-24	24	13	10	2	9
vs. New Mexico State	77	25-51	.490	7-25	.280	20-27	.741	11-28-39	19	14	16	2	6

## TEAM GAME-BY-GAME (SPECIALTY STATS)

Opponent	BENCH	PAINT	P.O.T.	2ND CH PTS	FTBRK	DUNKS	TIME LEADING	TIME TRAILING	TIME TIED
#11 Auburn	24	40	33	26	15	6	39:36	0:00	0:14
vs. South Alabama	15	18	5	13	2	1	0:00	39:36	0:14
#11 Auburn	19	32	30	22	11	4	38:18	0:26	1:12
vs. #25 Washington	21	30	6	2	11	5	0:26	38:18	1:12
#9 Auburn	52	56	32	23	17	6	39:46	0:00	0:14
vs. Mississippi College	17	10	5	7	0	0	0:00	39:46	0:14
#8 Auburn	16	36	31	9	17	7	37:04	3:35	4:06
vs. Xavier	31	26	10	17	15	3	3:35	37:04	4:06
#8 Auburn	24	32	16	18	18	8	0:00	39:22	0:39
vs. #1 Duke	8	26	11	7	31	6	39:22	0:00	0:39
#8 Auburn	33	32	25	9	14	5	37:09	1:00	1:51
vs. Arizona	4	16	8	6	9	1	1:00	37:09	1:51
#8 Auburn	41	36	38	11	17	7	38:41	0:00	1:19
vs. Saint Peter's	7	16	8	7	8	2	0:00	38:41	1:19
#8 Auburn	26	28	20	9	14	5	37:31	0:00	2:18
vs. UNC Asheville	16	8	13	5	0	0	0:00	37:31	2:18
#8 Auburn	12	30	32	11	18	7	38:22	0:00	1:38
vs. Dayton	15	30	12	18	6	4	0:00	38:22	1:38
#8 Auburn	19	28	15	12	6	2	20:08	15:00	9:46
vs. UAB	21	24	11	15	2	2	15:00	20:08	9:46
#7 Auburn	43	48	27	14	16	1	0:44	37:47	1:26
at NC State	25	26	17	3	19	1	37:47	0:44	1:26
#7 Auburn	16	42	23	15	25	2	29:50	8:00	2:04
vs. Murray State	23	30	23	14	21	4	8:00	29:50	2:04
#12 Auburn	39	50	41	14	28	11	38:10	1:41	0:09
vs. North Florida	20	18	4	8	4	0	1:41	38:10	0:09
#11 Auburn	15	12	18	14	10	1	0:00	38:51	0:57
at Ole Miss	18	30	19	11	9	3	38:51	0:00	0:57
#11 Auburn	32	40	21	20	9	5	36:37	2:12	1:11
vs. Georgia	22	24	15	13	6	2	2:12	36:37	1:11
#14 Auburn	27	32	18	20	9	4	36:50	3:10	0:00
at Texas A&M	5	22	10	8	9	1	3:10	36:50	0:00
#14 Auburn	17	24	15	2	15	3	4:17	32:25	3:15
vs. #12 Kentucky	6	38	19	9	11	5	32:25	4:17	3:15
#16 Auburn	16	32	15	9	14	4	6:14	27:26	6:20
at South Carolina	23	40	17	13	10	2	27:26	6:14	6:20
#16 Auburn	19	26	18	7	4	5	4:36	31:47	3:37
at #22 Mississippi State	22	26	16	7	12	8	31:47	4:36	3:37
Auburn	33	26	28	15	11	3	35:36	3:35	0:49
vs. Missouri	17	28	8	9	9	3	3:35	35:36	0:49
Auburn	16	30	30	2	18	3	34:27	4:16	1:17
vs. Alabama	34	22	14	7	6	3	4:16	34:27	1:17
Auburn	26	30	19	15	7	6	36:13	1:04	2:43
vs. Florida	23	24	13	7	0	1	1:04	36:13	2:43
Auburn	15	18	12	1	2	2	21:05	17:36	1:19
at #21 LSU	15	38	31	29	4	4	17:36	21:05	1:19
Auburn	11	22	10	13	2	2	0:21	35:06	4:28
vs. Ole Miss	15	12	12	5	4	1	35:06	0:21	4:28
Auburn	17	12	17	5	4	2	32:34	2:57	4:29
at Vanderbilt	13	20	0	11	5	0	2:57	32:34	4:29
Auburn	19	18	24	11	8	2	39:50	0:00	0:10
vs. Arkansas	22	26	18	11	10	2	0:00	39:50	0:10
Auburn	11	22	7	6	2	1	2:26	37:16	0:16
at #4 Kentucky	11	30	13	14	10	3	37:16	2:26	0:16
Auburn	20	36	20	19	11	3	32:18	3:51	3:24
at Georgia	15	34	13	4	7	2	3:51	32:18	3:24
Auburn	15	20	20	0	7	1	38:58	0:00	1:02
vs. Mississippi State	15	24	9	13	5	3	0:00	38:58	1:02
Auburn	14	34	28	8	6	2	9:00	27:16	3:44
at Alabama	20	32	8	9	8	4	27:16	9:00	3:44
Auburn	23	22	19	7	16	2	8:46	28:28	2:46
vs. #5 Tennessee	16	28	5	16	2	2	28:28	8:46	2:46
#22 Auburn	30	30	24	19	2	2	27:05	8:48	4:07
vs. Missouri	28	16	17	15	0	0	8:48	27:05	4:07
#22 Auburn	23	12	14	8	4	1	18:58	15:49	5:13
vs. South Carolina	2	16	9	15	0	2	15:49	18:58	5:13
#22 Auburn	22	22	20	4	7	2	14:07	18:30	6:53
vs. Florida	12	30	5	7	7	3	18:30	14:07	6:53
#22 Auburn	30	22	21	17	8	0	28:41	10:09	1:10
vs. #8 Tennessee	10	26	11	7	2	0	10:09	28:41	1:10
#14 Auburn	28	28	15	9	5	0	29:46	8:42	1:32
vs. New Mexico State	51	36	12	8	17	1	8:42	29:46	1:32

O

**HORACE SPENCER**

6-8 • 225

Sr. • F

Philadelphia, Pa.

(Findlay Prep)



**MEASURABLES AND BAM TESTING RESULTS**

Wingspan	7'0.5"
Reach	9'0"
Hand	10"
Vertical Jump	32"
Approach Vertical	36"
3/4 Court Sprint	3.376
Reaction Shuttle	3.117
Lane Agility Drill	10.948
185 lb Bench	14

**HIGH SCHOOL AND PERSONAL DATA:** Four-star recruit who was ranked 48th nationally by 247Sports, 61st by ESPN, 71st by Rivals.com and 78th by Scout.com ... averaged 10.4 points, 9.4 rebounds, 2.2 blocks and 1.2 steals in only 19.5 minutes per game for loaded Findlay Prep in Henderson, Nev., to a 29-3 record and a No. 4 national ranking as a senior in 2014-15 under coach Andy Johnson ... helped lead the Pilots to the Final Four of the Dick's Sporting Goods High School National Tournament in 2015 ... averaged 6 points, 5 rebounds and a school record 2.8 blocks per game while shooting 62 percent from the field helping lead Findlay Prep to a 31-5 record as a junior in 2013-14 under coach Jerome Williams ... went to William Tennent High in Warminster, Pa., as a freshman and sophomore where he played under coach Robert Mulville ... averaged 20 points and 7 rebounds as a sophomore in 2012-13 and 10 points and 8 rebounds as a freshman ... full name is Horace Gilbert Spencer III ... son of Horace Spencer Jr. and Cindy Watts ... studying in College of Liberal Arts ... signed national letter of intent on April 15, 2015.

**CAREER HIGHS**

Points	14 vs. Mississippi College (11/14/18)
Rebounds	17 vs. Mississippi College (11/14/18)
Field Goals	6 (2x) last vs. Mississippi College (11/14/18)
Field Goals Att.	10 (2x) last vs. Mississippi College (11/14/18)
3-Pt. Field Goals	1 (2x) last vs. Missouri (1/30/19)
3-Pt. Field Goals Att.	2 (3x) last vs. Missouri (1/30/19)
Free Throws	4 (3x) last vs. Clemson (3/18/18)
Free Throws Att.	8 at South Carolina (1/24/17)
Assists	3 vs. Alabama (2/21/18)
Blocks	7 at Arkansas (2/17/16)
Steals	4 (2x) last vs. Missouri (3/14/19)
Minutes	29 vs. Georgia (2/24/16)

**2018-19 SPENCER GAME-BY-GAME**

Opp.	Start	Min.	FG-A	3FG-A	FT-A	O-D-T	PF	A	TO	BLK	STL	PTS
S. Alabama	18	1-3	0-1	0-3	1-4-5	1	1	0	0	0	1	2
Washington	11	1-4	0-1	0-0	4-2-6	3	0	0	0	0	0	2
Miss. Col.	19	6-10	0-1	2-4	10-7-17	2	2	1	1	1	1	14
Xavier	20	0-2	0-1	2-2	0-5-5	0	0	0	2	1	2	2
Duke	15	1-3	0-1	0-0	2-1-3	3	0	0	0	0	1	2
Arizona	21	3-6	0-1	1-1	3-1-4	4	0	1	0	0	0	7
St. Peter's	14	0-6	0-0	2-3	2-2-4	4	1	2	1	2	2	2
UNCA	11	2-2	0-0	0-0	0-1-1	3	2	2	1	1	4	4
Dayton	12	1-3	0-2	0-0	1-0-1	2	0	1	0	0	0	2
UAB	13	2-3	0-1	2-4	5-0-5	1	0	1	0	0	0	6
NC State	7	2-3	0-0	0-1	3-2-5	0	0	1	0	0	0	4
Murray St.	8	1-1	0-0	0-1	2-1-3	2	0	0	1	0	0	2
North Fla.	14	2-4	1-2	1-2	1-1-2	1	0	2	0	0	1	6
Ole Miss	11	2-4	0-0	0-0	4-3-7	5	0	2	0	0	0	4
Georgia	18	2-4	0-0	0-0	2-4-6	2	0	0	1	2	4	4
Texas A&M	15	2-9	0-1	2-2	5-2-7	2	1	0	0	0	0	6
Kentucky	23	2-3	0-0	0-1	2-6-8	5	2	4	2	1	4	9
S. Carolina	15	3-3	0-0	3-6	1-2-3	5	0	0	1	1	1	4
Miss. St.	14	1-3	0-0	2-2	0-2-2	0	0	0	0	0	1	3
Missouri	17	2-5	1-2	1-3	2-1-3	2	1	2	2	0	6	6
Alabama	15	2-4	0-0	0-0	1-4-5	5	1	0	1	3	4	4
Florida	21	2-5	0-1	2-4	2-5-7	4	1	3	1	1	6	6
LSU	16	2-2	0-0	0-0	1-4-5	3	0	3	2	1	4	4
Ole Miss	17	2-3	0-0	1-2	1-0-1	1	2	0	0	0	1	5
Vanderbilt	14	1-4	0-0	0-0	1-2-3	1	0	0	0	0	1	2
Arkansas	10	1-2	0-0	1-2	1-2-3	2	0	1	0	1	3	3
Kentucky	11	1-2	0-0	0-0	0-0-0	2	0	0	0	0	1	2
Georgia	17	4-6	0-0	2-2	4-1-5	4	0	0	0	0	10	10
Miss. St.	16	1-3	0-0	2-2	1-1-2	3	0	0	0	0	0	4
Alabama	16	1-4	0-0	0-0	1-0-1	0	0	0	0	0	0	2
Tennessee *	19	0-1	0-0	2-2	3-2-5	3	0	0	2	0	2	2
Missouri	26	4-7	0-0	3-3	6-4-10	2	0	3	4	4	11	11
S. Carolina	24	2-3	1-1	0-0	1-3-4	3	0	0	3	0	5	5
Florida	19	2-5	0-1	0-0	1-0-1	3	0	1	0	3	4	4
Tennessee	25	2-3	0-0	2-3	1-1-2	2	0	1	2	2	6	6
NMSU	16	0-1	0-0	0-1	1-1-2	5	0	2	1	1	0	0

**SPENCER'S MISCELLANEOUS STATS**

	2015-16	2016-17	2017-18	2018-19	Career
Games with 10+ Pts	2	3	6	3	14
Games with 20+ Pts	0	0	0	0	0
Games 5+ 3s	0	0	0	0	0
Games with 5+ Reb	17	5	17	16	55
Games with 10+ Reb	1	0	1	2	4
Games with 5+ Ast	0	0	0	0	0
Games with 10+ Ast	0	0	0	0	0
Games with 5+ Blk	5	1	0	0	6
Games with 5+ Stl	0	0	0	0	0
Double-Doubles	0	0	0	2	2

**SPENCER'S CAREER STATISTICS**

Year	GP-GS	Min-Avg	FG-FGA	Pct	3FG-A	Pct	FT-FTA	Pct	Off-Def-Tot--Avg	PF-FO	Ast	TO	Blk	Stl	Pts	Avg
2015-16	31-18	562-18.1	63-150	.420	0-1	.000	33-68	.485	65-88-153--4.9	115-8	15	43	65	14	159	5.1
2016-17	19-12	310-16.3	37-66	.561	0-1	.000	18-36	.500	23-42-65--3.4	58-2	10	18	28	14	92	4.8
2017-18	34-13	587-17.3	58-111	.523	0-1	.000	44-61	.721	49-118-167--4.9	99-3	28	37	43	38	160	4.7
2018-19	36-1	579-16.1	63-136	.463	3-17	.176	33-56	.589	76-77-153--4.3	94-5	14	35	30	31	162	4.5
TOTAL	120-44	2038-17.0	221-463	.477	3-20	.150	128-221	.579	213-325-538--4.5	366-18	67	133	166	97	573	4.8

1



**JARED HARPER**

6-0 • 175

Jr. • G

Mableton, Ga.  
(Pebblebrook HS)

**HIGH SCHOOL AND PERSONAL DATA:** Consensus four-star signee ... ranked No. 54 overall by Rivals ... two-time first-team All-State ... averaged 27 points, 10.1 assists, 5.7 rebounds and 3.7 steals in leading Pebblebrook to a 23-10 record as a senior in 2015-16 under coach George Washington ... he shot 49 percent from the floor and 48.9 percent (85-of-174) from 3-point range ... in back-to-back seasons, led Pebblebrook to the Class 6A state championship game ... selected to the American Family Insurance High School Slam Dunk and 3-Point Championships in Pearland, Texas ... rated as a consensus four-star by ESPN, 247Sports, Rivals and Scout ... he had 24 points at halftime and scored 12 in the third quarter of the game named the MVP of the prestigious Peach Jam in 2015, leading his Georgia Stars AAU team to the championship with a game-high 34 points, eight assists and four rebounds in a 104-77 win over the St. Louis Eagles ... averaged 21 points and seven assists as a junior leading Pebblebrook to a school record wins with a 27-6 record in 2014-15 ... led the Georgia Stars to an 8-0 record in a Las Vegas tournament in July 2015 and as the Stars finished ranked No. 1 in the country ... an honors student, finished high school with a 3.7 GPA ... full name is Jared Lamar Harper ... son of Patrick and Erica Harper ... studying in Harbert College of Business ... signed national letter of intent on Nov. 12, 2015.

HARPER'S MISCELLANEOUS STATS				
	2016-17	2017-18	2018-19	Career
Games with 10+ Pts	19	27	27	73
Games with 20+ Pts	5	5	10	20
Games 5+ 3s	3	1	5	9
Games with 5+ Reb	2	4	7	13
Games with 10+ Reb	0	0	0	0
Games with 5+ Ast	5	20	26	51
Games with 10+ Ast	0	2	3	5
Games with 5+ Blk	0	0	0	0
Games with 5+ Stl	0	0	0	0
Double-Doubles	0	2	2	4

HARPER'S CAREER STATISTICS																
Year	GP-GS	Min-Avg	FG-FGA	Pct	3FG-A	Pct	FT-FTA	Pct	Off-Def-Tot--Avg	PF-FO	Ast	TO	Blk	Stl	Pts	Avg
2016-17	32-30	774-24.2	104-270	.385	54-157	.344	103-146	.705	10-52-62--1.9	57-1	95	49	2	37	365	11.4
2017-18	34-34	1038-30.5	111-308	.360	61-172	.355	166-202	.822	14-68-82--2.4	63-2	185	72	1	40	449	13.2
2018-19	36-36	1184-32.9	163-410	.398	92-241	.382	131-161	.814	11-82-93--2.6	63-1	206	83	0	42	549	15.3
TOTAL	102-100	2996-29.4	378-988	.383	207-570	.363	400-509	.786	35-202-237--2.3	183-4	486	204	3	119	1363	13.4

**MEASURABLES AND BAM TESTING RESULTS**

Wingspan	64.5"
Reach	7'10.5"
Hand	8.5"
Vertical Jump	34"
Approach Vertical	42.5"
3/4 Court Sprint	3.151
Reaction Shuttle	3.018
Lane Agility Drill	10.600
185 lb Bench	7

**CAREER HIGHS**

Points	31 at UAB (12/15/18)
Rebounds	6 (5x) last vs. South Carolina (3/15/19)
Field Goals	9 vs. Xavier (11/19/18)
Field Goals Att.	19 (2x) last at UAB (12/15/18)
3-Pt. Field Goals	6 (2x) last vs. Duke (11/20/18)
3-Pt. Field Goals Att.	10 (3x) last at Georgia (2/27/19)
Free Throws	15 at UAB (12/15/18)
Free Throws Att.	17 vs. Ole Miss (1/7/17)
Assists	14 vs. Vanderbilt (2/3/18)
Blocks	1 (4x) last vs. Ole Miss (1/9/18)
Steals	4 (4x) last vs. Florida (3/16/19)
Minutes	43 vs. Xavier (11/19/18)

**2018-19 HARPER GAME-BY-GAME**

Opp.	Start	Min.	FG-A	3FG-A	FT-A	O-D-T	PF	A	TO	BLK	STL	Pts
S. Alabama	*	30	7-13	6-10	0-0	0-5-5	2	13	1	0	2	20
Washington	*	32	3-12	3-6	4-4	1-4-5	1	5	2	0	0	13
Miss. Col.	*	21	5-8	2-5	0-0	0-2-2	0	4	0	0	1	14
Xavier	*	43	9-17	3-9	4-6	1-5-6	3	8	5	0	3	25
Duke	*	38	7-19	6-10	2-2	0-0-0	0	6	2	0	0	22
Arizona	*	36	1-7	0-5	2-2	0-5-5	1	5	2	0	0	4
St. Peter's	*	27	2-8	2-6	0-0	0-1-1	1	8	3	0	3	6
UNCA	*	30	2-6	2-5	3-3	0-1-1	1	5	4	0	0	9
Dayton	*	35	5-11	4-7	6-6	0-3-3	1	7	1	0	2	20
UAB	*	41	7-19	2-6	15-16	0-4-4	2	3	1	0	0	31
NC State	*	37	5-16	1-5	0-0	1-3-4	3	5	4	0	0	11
Murray St.	*	34	4-11	2-6	2-4	0-2-2	1	10	2	0	0	12
North Fla.	*	27	3-7	2-5	1-2	2-2-4	1	10	2	0	1	9
Ole Miss	*	38	3-14	2-9	1-2	0-2-2	1	5	2	0	0	9
Georgia	*	35	6-15	4-9	6-6	1-1-2	2	7	1	0	2	22
Texas A&M	*	33	6-11	4-9	1-3	1-2-3	2	6	3	0	3	17
Kentucky	*	34	5-13	2-6	5-7	0-0-0	2	6	3	0	1	17
S. Carolina	*	37	7-15	1-6	2-3	0-4-4	2	5	2	0	0	17
Miss. St.	*	34	4-7	3-5	4-5	0-1-1	2	7	6	0	0	15
Missouri	*	30	6-13	1-6	3-4	1-1-2	3	5	2	0	0	16
Alabama	*	32	5-11	3-6	6-7	1-1-2	0	5	1	0	2	19
Florida	*	27	2-5	1-4	3-4	0-0-0	2	3	1	0	0	8
LSU	*	34	7-11	5-8	6-6	0-6-6	2	8	5	0	2	25
Ole Miss	*	34	1-8	1-5	7-7	1-4-5	2	2	6	0	1	10
Vanderbilt	*	36	4-10	3-8	5-8	0-3-3	2	8	1	0	3	16
Arkansas	*	30	3-9	3-7	1-1	0-2-2	0	4	2	0	0	10
Kentucky	*	32	3-11	2-5	4-6	0-1-1	1	0	3	0	1	12
Georgia	*	38	7-15	5-10	3-4	0-0-0	1	5	1	0	2	22
Miss. St.	*	36	2-10	0-6	6-6	0-2-2	3	9	0	0	2	10
Alabama	*	36	6-13	1-4	3-5	0-2-2	3	1	2	0	3	16
Tennessee	*	31	5-13	2-7	4-4	1-2-3	3	8	2	0	1	16
Missouri	*	27	1-6	1-5	2-3	0-1-1	2	5	2	0	2	5
S. Carolina	*	34	6-13	3-8	12-14	0-6-6	1	6	3	0	0	27
Florida	*	35	7-11	5-7	1-2	0-2-2	2	2	1	0	4	20
Tennessee	*	19	1-11	1-8	6-6	0-1-1	3	6	2	0	1	9
NMSU	*	31	6-11	4-8	1-3	0-1-1	5	4	3	0	0	17

2



**BRYCE BROWN**

6-3 • 198

Sr. • G

Stone Mountain, Ga.  
(Tucker HS)

**HIGH SCHOOL AND PERSONAL DATA:** Averaged 25 points, 6 rebounds and 4 assists as a senior at Tucker High School under coach James Hartry ... averaged 18 points and five assists as a junior ... teammates with former Auburn player Tahj Shamsid-Deen at Columbia High School in Decatur, Ga., as a sophomore in 2012-13 ... went to Columbia High School as a sophomore and junior and went to back-to-back state championships ... impressed the Auburn coaching staff at Coach Bruce Pearl's Elite Camp in 2014 ... full name is Bryce Wade Brown ... son of Cedric and Donna Brown ... father, Cedric, and brother, Blake, played football at Clark Atlanta ... studying in College of Liberal Arts ... signed national letter of intent on Nov. 14, 2014.

**MEASURABLES AND BAM TESTING RESULTS**

Wingspan	64.5"
Reach	8'1"
Hand	9.5"
Vertical Jump	35"
Approach Vertical	42.5"
3/4 Court Sprint	3.152
Reaction Shuttle	2.787
Lane Agility Drill	10.617
185 lb Bench	14

**CAREER HIGHS**

Points	34 vs. Dayton (12/8/18)
Rebounds	6 (3x) last vs. LSU (1/18/17)
Field Goals	12 vs. Norfolk State (11/10/17)
Field Goals Att.	24 at Ole Miss (1/9/19)
3-Pt. Field Goals	9 at Arkansas (2/17/16)
3-Pt. Field Goals Att.	14 (3x) last vs. South Carolina (3/15/19)
Free Throws	8 vs. Dayton (12/8/18)
Free Throws Att	9 vs. Dayton (12/8/18)
Assists	5 (6x) last vs. New Mexico State (3/21/19)
Blocks	2 (2x) last vs. Boston College (12/12/16)
Steals	3 (7x) last at Mississippi State (1/26/19)
Minutes	43 vs. Xavier (11/19/18)

**2018-19 BROWN GAME-BY-GAME**

Opp.	Start	Min.	FG-A	3FG-A	FT-A	O-D-T	PF	A	TO	BLK	STL	PTS
S. Alabama	*	27	4-12	4-9	0-1	1-2-3	3	1	1	1	0	12
Washington	*	29	3-10	2-8	5-7	0-2-2	3	1	1	1	2	13
Miss. Col.	*	27	6-13	4-10	0-1	1-2-3	0	1	0	0	2	16
Xavier	*	43	8-18	5-13	5-6	0-4-4	2	5	2	0	2	26
Duke	*	38	6-17	4-13	0-0	2-1-3	2	2	2	0	1	16
Arizona	*	29	6-10	4-8	3-3	0-2-2	2	2	2	0	0	19
St. Peter's	*	25	7-11	3-6	2-4	0-4-4	0	5	1	0	1	19
UNCA	*	29	3-9	1-6	0-0	0-2-2	2	4	1	0	2	7
Dayton	*	34	10-18	6-13	8-9	0-1-1	1	1	1	0	0	34
UAB	*	39	1-7	0-6	3-4	1-0-1	3	2	1	0	0	5
NC State	*	26	1-6	0-4	1-1	1-2-3	1	1	6	0	2	3
Murray St.	*	33	4-10	3-8	0-0	0-1-1	2	2	3	0	0	11
North Fla.	*	24	5-12	5-10	3-3	1-1-2	2	4	3	0	2	18
Ole Miss	*	36	8-24	7-19	0-0	0-0-0	1	1	3	0	0	23
Georgia	*	27	6-11	3-4	0-0	1-1-2	1	2	3	0	1	15
Texas A&M	*	30	7-16	5-11	3-3	0-3-3	2	3	1	0	2	22
Kentucky	*	32	8-9	6-7	6-6	0-0-0	1	3	3	0	1	28
S. Carolina	*	33	4-11	3-8	6-7	1-1-2	1	1	3	0	1	17
Miss. St.	*	34	5-10	2-4	6-6	2-2-4	2	1	1	0	3	18
Missouri	*	32	4-10	4-10	2-2	0-4-4	1	1	1	0	1	14
Alabama	*	33	8-12	5-7	2-3	0-3-3	1	1	5	0	0	23
Florida	*	32	6-12	2-6	0-0	0-0-0	2	1	1	0	0	14
LSU	*	30	4-10	3-7	0-1	0-0-0	1	1	2	0	0	11
Ole Miss	*	35	2-12	1-7	3-3	0-1-1	2	0	2	0	2	8
Vanderbilt	*	33	4-11	3-6	3-3	2-0-2	2	0	1	0	1	14
Arkansas	*	24	6-10	5-8	1-2	1-2-3	3	1	2	0	1	18
Kentucky	*	33	2-7	2-5	0-0	0-1-1	0	2	1	0	0	6
Georgia	*	32	3-12	1-9	2-2	0-2-2	1	2	1	0	0	9
Miss. St.	*	36	7-10	5-8	5-7	0-1-1	1	3	1	0	2	24
Alabama	*	30	2-10	2-10	1-2	0-1-1	2	1	2	0	1	7
Tennessee	*	33	4-10	4-9	4-5	0-3-3	1	2	1	0	2	16
Missouri	*	35	5-13	5-10	2-2	0-3-3	2	4	2	0	0	17
S. Carolina	*	36	7-16	5-14	0-1	0-0-0	0	2	0	0	2	19
Florida	*	33	4-11	3-9	0-0	0-1-1	0	0	0	0	1	11
Tennessee	*	36	6-11	5-10	2-2	0-1-1	1	2	1	0	2	19
NMSU	*	31	4-12	2-8	2-3	2-1-3	2	5	2	0	2	12

**BROWN'S MISCELLANEOUS STATS**

	2015-16	2016-17	2017-18	2018-19	Career
Games with 10+ Pts	15	7	28	28	78
Games with 20+ Pts	3	0	8	7	18
Games 5+ 3s	4	3	8	11	26
Games with 5+ Reb	3	4	1	0	8
Games with 10+ Reb	0	0	0	0	0
Games with 5+ Ast	1	1	2	2	6
Games with 10+ Ast	0	0	0	0	0
Games with 5+ Blk	0	0	0	0	0
Games with 5+ Stl	0	0	0	0	0
Double-Doubles	0	0	0	0	0

**BROWN'S CAREER STATISTICS**

Year	GP-GS	Min-Avg	FG-FGA	Pct	3FG-A	Pct	FT-FTA	Pct	Off-Def-Tot--Avg	PF-FO	Ast	TO	Blk	Stl	Pts	Avg
2015-16	30-11	742-24.7	93-274	.339	78-211	.370	38-46	.826	15-40-55--1.8	73-2	20	31	0	11	302	10.1
2016-17	28-13	592-21.1	68-189	.360	56-140	.400	18-27	.667	12-43-55--2.0	49-0	35	26	6	28	210	7.5
2017-18	33-33	1031-31.2	169-421	.401	107-280	.382	79-102	.775	19-46-65--2.0	55-0	55	43	7	32	524	15.9
2018-19	36-36	1148-31.9	180-423	.426	124-310	.400	80-99	.808	16-55-71--2.0	53-0	70	63	2	39	564	15.7
TOTAL	127-93	3513-27.7	510-1307	.390	365-941	.388	215-274	.785	62-184-246--1.9	230-2	180	163	15	110	1600	12.6



3

**DANJEL PURIFOY**

6-7 • 230

Jr. • F

Centreville, Ala.

(Hargrave Military Academy)



**HIGH SCHOOL AND PERSONAL DATA:** Four-star small forward by ESPN, Rivals, Scout and 247Sports ... ranked ninth among all small forwards and 48th overall by 247Sports ... ranked as the nation's No. 12 small forward and the top player in Alabama by 247 Sports ... averaged 25 points, 11 rebounds, five blocks and 20 deflections a game at Hargrave Military Academy under coach A.W. Hamilton in 2014-15 ... averaged 17.7 points and 6.1 rebounds per game at Bibb County as a junior ... full name is Danjel Kevon Purifoy ... son of Waukesha Evans ... studying in College of Liberal Arts ... signed national letter of intent on Nov. 12, 2014.

PURIFOY'S MISCELLANEOUS STATS				
	2016-17	2017-18	2018-19	Career
Games with 10+ Pts	17	0	1	18
Games with 20+ Pts	3	0	0	3
Games 5+ 3s	1	0	0	1
Games with 5+ Reb	12	0	1	13
Games with 10+ Reb	1	0	0	1
Games with 5+ Ast	2	0	0	2
Games with 10+ Ast	0	0	0	0
Games with 5+ Blk	0	0	0	0
Games with 5+ Stl	0	0	0	0
Double-Doubles	0	0	0	0

**MEASURABLES AND BAM TESTING RESULTS**

Wingspan	6'10.5"
Reach	8'8"
Hand	10"
Vertical Jump	28.5"
Approach Vertical	38.5"
3/4 Court Sprint	3.324
Reaction Shuttle	3.226
Lane Agility Drill	11.544
185 lb Bench	11

**CAREER HIGHS**

Points	27 (2x) last vs. Boston College (12/12/16)
Rebounds	15 at UConn (12/23/16)
Field Goals	9 vs. Coastal Carolina (12/15/16)
Field Goals Att.	14 (2x) last vs. Coastal Carolina (12/15/16)
3-Pt. Field Goals	5 vs. Coastal Carolina (12/15/16)
3-Pt. Field Goals Att.	10 vs. Coastal Carolina (12/15/16)
Free Throws	8 vs. Georgia State (11/14/16)
Free Throws Att.	10 vs. Georgia State (11/14/16)
Assists	9 vs. USC Upstate (11/29/16)
Blocks	1 (6x) last vs. Florida (3/16/19)
Steals	3 (6x) last at Texas A&M (2/18/17)
Minutes	39 vs. Missouri (3/8/17)

**2018-19 PURIFOY GAME-BY-GAME**

Opp.	Start	Min.	FG-A	3FG-A	FT-A	O-D-T	PF	A	TO	BLK	STL	PTS
S. Alabama	-dnp-											
Washington	-dnp-											
Miss. Col.	-dnp-											
Xavier	-dnp-											
Duke	-dnp-											
Arizona	-dnp-											
St. Peter's	-dnp-											
UNCA	-dnp-											
Dayton	-dnp-											
UAB		7	1-2	0-1	0-1	1-0-1	0	0	0	0	1	2
NC State		8	0-1	0-1	0-0	1-1-2	1	0	2	0	0	0
Murray St.		4	0-1	0-1	0-0	0-0-0	0	0	0	0	1	0
North Fla.		8	1-3	0-0	0-0	0-1-1	0	1	0	0	0	2
Ole Miss	-dnp-											
Georgia	-dnp-											
Texas A&M	-dnp-											
Kentucky		8	1-4	1-3	0-0	0-0-0	2	0	0	0	0	3
S. Carolina		19	1-6	0-1	1-2	2-1-3	3	2	2	0	2	3
Miss. St.		5	1-1	1-1	0-0	0-2-2	0	0	0	0	0	3
Missouri		11	3-5	2-3	0-0	0-1-1	1	2	0	0	2	8
Alabama		15	2-3	1-2	2-2	2-2-4	3	1	0	0	0	7
Florida		13	1-2	1-1	2-2	1-1-2	0	2	1	0	0	5
LSU		10	3-5	1-3	1-1	0-1-1	0	1	1	0	1	8
Ole Miss		7	1-4	0-1	0-1	0-2-2	0	0	0	0	0	2
Vanderbilt		9	1-4	0-2	0-0	0-0-0	1	0	0	0	1	2
Arkansas		17	0-2	0-2	0-0	0-3-3	0	0	0	0	1	0
Kentucky		16	1-4	0-1	0-0	0-2-2	4	1	1	0	1	2
Georgia		19	1-3	1-3	0-0	1-2-3	2	0	0	0	0	3
Miss. St.		9	1-2	1-2	0-0	0-0-0	1	0	1	0	1	3
Alabama		8	0-0	0-0	0-0	0-2-2	0	0	0	0	0	0
Tennessee		4	0-2	0-2	0-0	0-1-1	0	0	0	0	0	0
Missouri		20	2-4	1-3	0-0	2-2-4	0	2	0	0	0	5
S. Carolina		17	2-2	2-2	0-0	2-3-5	2	1	1	0	0	6
Florida		11	0-0	0-0	0-0	0-2-2	0	0	0	1	1	0
Tennessee		10	4-5	2-3	0-0	0-2-2	1	1	0	0	2	10
NMSU		10	2-4	0-2	0-0	0-0-0	2	0	0	0	0	4

**PURIFOY'S CAREER STATISTICS**

Year	GP-GS	Min-Avg	FG-FGA	Pct	3FG-A	Pct	FT-FTA	Pct	Off-Def-Tot--Avg	PF-FO	Ast	TO	Blk	Stl	Pts	Avg
2016-17	29-25	831-28.7	97-244	.398	59-160	.369	80-91	.879	28-108-136--4.7	65-0	51	45	5	41	333	11.5
2018-19	24-0	265-11.0	29-69	.420	14-40	.350	6-9	.667	12-31-43--1.8	23-0	14	9	1	14	78	3.3
TOTAL	53-25	1096-20.7	126-313	.403	73-200	.365	86-100	.860	40-139-179--3.4	88-0	65	54	6	55	411	7.8

4

**MALIK DUNBAR**

6-6 • 230

Sr. • G/F

North Augusta, S.C.

(College of Central Florida)



**MEASURABLES AND BAM TESTING RESULTS**

Wingspan	6'9.25"
Reach	8'6"
Hand	9"
Vertical Jump	31.5"
Approach Vertical	38.5"
3/4 Court Sprint	3.221
Reaction Shuttle	3.009
Lane Agility Drill	12.282
185 lb Bench	13

**HIGH SCHOOL AND PERSONAL DATA:** Was a South Carolina Class 4A first-team all-state selection as a senior at Spring Valley High School in Columbia in 2014-15 ... son of Trika Mobley ... one of five siblings.

**CAREER HIGHS**

Points	16 vs. South Alabama (11/6/18)
Rebounds	8 vs. Mississippi College (11/14/18)
Field Goals	7 vs. South Alabama (11/6/18)
Field Goals Att.	13 vs. UConn (12/23/17)
3-Pt. Field Goals	4 vs. Saint Peter's (11/28/18)
3-Pt. Field Goals Att.	7 vs. UConn (12/23/17)
Free Throws	3 (2x) last at Vanderbilt (2/16/19)
Free Throws Att.	4 (4x) last at Vanderbilt (2/16/19)
Assists	3 vs. Arkansas (2/20/19)
Blocks	3 (2x) last at Texas A&M (1/16/19)
Steals	5 vs. UNC Asheville (12/4/18)
Minutes	30 at Vanderbilt (2/16/19)

**2018-19 DUNBAR GAME-BY-GAME**

Opp.	Start	Min.	FG-A	3FG-A	FT-A	O-D-T	PF	A	TO	BLK	STL	PTS
S. Alabama	23	7-11	2-5	0-0	3-2-5	2	0	1	1	0	16	
Washington	18	3-5	1-3	1-1	0-4-4	0	0	0	0	0	8	
Miss. Col.	21	4-12	0-4	2-2	3-5-8	1	2	2	0	2	10	
Xavier	15	1-3	1-2	0-0	1-2-3	2	1	1	0	0	3	
Duke	20	2-5	1-3	0-0	0-2-2	5	1	1	1	0	5	
Arizona	17	6-7	2-3	1-2	1-3-4	1	0	1	0	1	15	
St. Peter's	18	4-9	4-6	2-2	0-3-3	1	1	1	0	2	14	
UNCA	25	3-4	2-3	0-2	1-6-7	1	1	2	0	5	8	
Dayton	6	0-3	0-3	0-0	0-0-0	0	0	0	0	0	0	
UAB	14	2-8	1-4	0-0	0-3-3	2	1	1	1	1	5	
NC State	20	5-8	2-5	0-1	1-3-4	4	0	1	0	1	12	
Murray St.	16	1-5	1-4	1-2	0-3-3	1	1	1	1	0	4	
North Fla.	23	4-10	1-5	2-2	1-2-3	1	2	0	0	2	11	
Ole Miss	13	4-4	1-1	2-4	2-2-4	1	0	1	1	3	11	
Georgia	14	4-7	2-4	1-2	0-1-1	3	0	0	0	2	11	
Texas A&M	18	0-2	0-1	2-2	1-3-4	3	1	1	3	2	2	
Kentucky	22	4-7	2-4	0-0	2-5-7	4	0	0	0	1	10	
S. Carolina	12	0-3	0-1	2-2	0-2-2	3	0	0	0	0	2	
Miss. St.	14	2-3	1-2	0-0	0-2-2	4	0	0	0	1	5	
Missouri	16	2-4	2-4	0-0	0-2-2	2	1	3	0	0	6	
Alabama	21	1-3	0-0	1-2	0-4-4	1	0	2	0	1	3	
Florida	16	3-5	1-3	2-3	1-0-1	2	1	1	0	0	9	
LSU	22	1-4	1-3	0-1	1-1-2	3	1	1	0	0	3	
Ole Miss	16	1-3	0-1	0-0	1-2-3	2	0	2	2	0	2	
Vanderbilt	30	4-7	2-4	3-4	2-3-5	3	0	1	2	0	13	
Arkansas	* 22	3-8	2-5	0-0	0-5-5	2	3	2	0	2	8	
Kentucky	* 20	0-6	0-5	0-2	1-3-4	1	0	1	0	1	0	
Georgia	-dnp-											
Miss. St.	* 17	2-6	1-3	1-2	0-3-3	0	0	1	1	1	6	
Alabama	18	3-7	1-4	1-1	1-3-4	1	1	1	0	2	8	
Tennessee	* 20	1-3	1-2	2-4	0-3-3	0	2	0	0	2	5	
Missouri	* 21	4-6	2-4	1-1	0-3-3	2	0	0	0	0	11	
S. Carolina	* 14	0-1	0-1	0-0	0-1-1	2	0	1	0	0	0	
Florida	* 19	0-4	0-2	0-0	0-0-0	2	0	1	0	0	0	
Tennessee	* 17	2-6	1-5	3-5	1-5-6	1	0	0	1	1	8	
NMSU	* 20	1-5	1-4	2-2	0-1-1	1	0	1	0	0	5	

**DUNBAR'S MISCELLANEOUS STATS**

	2017-18	2018-19	Career
Games with 10+ Pts	3	11	14
Games with 20+ Pts	0	0	0
Games 5+ 3s	0	0	0
Games with 5+ Reb	5	7	12
Games with 10+ Reb	0	0	0
Games with 5+ Ast	0	0	0
Games with 10+ Ast	0	0	0
Games with 5+ Blk	0	0	0
Games with 5+ Stl	0	1	1
Double-Doubles	0	0	0

**DUNBAR'S CAREER STATISTICS**

Year	GP-GS	Min-Avg	FG-FGA	Pct	3FG-A	Pct	FT-FTA	Pct	Off-Def-Tot--Avg	PF-FO	Ast	TO	Blk	Stl	Pts	Avg
2017-18	34-3	481-14.1	70-167	.419	27-78	.346	18-31	.581	18-65-83--2.4	65-1	8	27	8	13	185	5.4
2018-19	35-9	638-18.2	84-194	.433	39-113	.345	32-51	.627	24-92-116--3.3	64-1	20	32	14	33	239	6.8
TOTAL	69-12	1119-16.2	154-361	.427	66-191	.346	50-82	.610	42-157-199--2.9	129-2	28	59	22	46	424	6.1

5



**CHUMA OKEKE**

6-8 • 230

So. • F

Atlanta, Ga.  
(Westlake HS)

**2017 USA U19 WORLD CUP TEAM:** Invited to the USA Basketball U19 World Cup Training Camp in the Olympic Training Center in Colorado Springs, Colo., along with sophomore Austin Wiley in June 2017 ... made the first cut at the tryouts from 27 to 18.

**HIGH SCHOOL AND PERSONAL DATA:** Consensus four-star prospect ... MaxPreps All-American selection as a senior in 2016-17 ... ranked 44th nationally by Scout, 48th by ESPN, 55th by Rivals, 56th by 247Sports and 61st by ESPN ... as a junior, led Westlake to the 2016 Georgia Class 6A state championship for the first time since 2002 with a 68-58 overtime win over Pebblebrook ... MaxPreps Junior All-America honorable mention selection in 2015-16 ... averaged 24.4 points, 15.0 rebounds, 3.1 assists, 2.4 steals and 1.0 block in only 11.7 minutes per game as a senior in helping Westlake to an 18-11 record overall, 9-1 in the region, under coach Darron Rogers in 2016-17 ... shot 71 percent (137-of-192) from the field, 70.0 percent (14-of-20) from 3-point range and 69.5 percent (132-of-190) from the foul line ... averaged 9.6 offensive rebounds per game ... 35 points and 17 rebounds at the Cancer Research Classic on Jan. 11, 2017 ... 35 points and 24 rebounds in an 89-83 triple overtime loss to Newton in the state playoffs on Feb. 24 ... 36 points, 28 rebounds and 5 assists in 85-76 win over Pebblebrook on Jan. 31 ... 40 points, 20 rebounds and 6 assists in 80-78 overtime win at Pebblebrook on Jan. 13 ... 35 points and 17 rebounds in a 76-73 loss to Gonzaga of Washington, D.C., on Jan. 7 ... 32 points and 18 rebounds in 72-63 victory over Southwest Atlanta Christian on Dec. 3 ... averaged 22.7 points and 7.5 rebounds as a sophomore in 2014-15.

OKEKE'S MISCELLANEOUS STATS			
	2017-18	2018-19	Career
Games with 10+ Pts	16	25	41
Games with 20+ Pts	0	3	3
Games 5+ 3s	0	1	1
Games with 5+ Reb	23	28	51
Games with 10+ Reb	4	6	10
Games with 5+ Ast	0	3	3
Games with 10+ Ast	0	0	0
Games with 5+ Blk	0	0	0
Games with 5+ Stl	0	2	2
Double-Doubles	3	6	9

**MEASURABLES AND BAM TESTING RESULTS**

Wingspan	7'0"
Reach	8'11.5"
Hand	10"
Vertical Jump	34.5"
Approach Vertical	27"
3/4 Court Sprint	3.354
Reaction Shuttle	3.146
Lane Agility Drill	12.466
185 lb Bench	1

**CAREER HIGHS**

Points	23 vs. Ole Miss (2/13/19)
Rebounds	14 (2x) last at Alabama (3/5/19)
Field Goals	9 vs. Tennessee (3/9/19)
Field Goals Att.	14 (2x) last vs. Tennessee (3/9/19)
3-Pt. Field Goals	5 vs. Tennessee (3/17/19)
3-Pt. Field Goals Att.	9 vs. Tennessee (3/17/19)
Free Throws	8 at Vanderbilt (2/16/19)
Free Throws Att.	10 at Vanderbilt (2/16/19)
Assists	5 (3x) last vs. Arkansas (2/20/19)
Blocks	3 (3x) last vs. Arkansas (2/20/19)
Steals	5 (2x) last vs. North Florida (12/29/18)
Minutes	36 (2x) last vs. Tennessee (3/9/19)

**2018-19 OKEKE GAME-BY-GAME**

Opp.	Start	Min.	FG-A	3FG-A	FT-A	O-D-T	PF	A	TO	BLK	STL	Pts
S. Alabama	*	30	7-11	3-5	3-3	6-3-9	1	5	5	3	3	20
Washington	*	28	7-11	3-3	2-2	6-4-10	3	2	2	2	1	19
Miss. Col.	*	18	1-3	1-3	0-0	0-7-7	0	2	0	1	0	3
Xavier	*	29	5-9	1-5	2-3	4-3-7	4	0	0	0	1	13
Duke	*	33	3-10	0-3	0-0	1-5-6	4	3	2	0	4	6
Arizona	*	31	4-7	0-3	2-4	2-4-6	1	2	2	0	0	10
St. Peter's	*	22	5-5	2-2	0-0	4-2-6	0	3	1	2	1	12
UNCA	*	25	2-5	2-3	1-2	3-4-7	1	5	2	2	0	7
Dayton	*	30	1-6	0-2	0-0	2-1-3	1	2	1	2	3	2
UAB	*	34	4-6	0-1	3-4	3-3-6	4	1	3	2	0	11
NC State	*	32	3-8	1-6	0-0	2-4-6	5	2	1	1	3	7
Murray St.	*	31	7-14	3-8	0-2	2-3-5	3	2	4	2	5	17
North Fla.	*	27	5-8	0-2	2-2	2-3-5	3	2	1	1	5	12
Ole Miss	*	34	2-6	1-3	0-3	2-2-4	3	3	4	1	0	5
Georgia	*	22	1-5	0-2	2-2	2-2-4	4	2	1	1	0	4
Texas A&M	*	32	5-11	0-3	0-0	4-3-7	1	1	2	0	2	10
Kentucky	*	32	5-11	1-5	0-0	2-4-6	3	2	0	1	1	11
S. Carolina	*	28	4-12	1-4	4-4	4-3-7	1	0	2	1	2	13
Miss. St.	*	36	6-10	3-5	1-1	2-2-4	1	1	2	0	0	16
Missouri	*	28	5-8	2-4	2-3	3-9-12	0	4	0	2	0	14
Alabama	*	29	4-7	1-1	0-0	3-2-5	1	2	1	1	4	9
Florida	*	27	3-9	1-4	4-7	3-5-8	0	2	0	1	3	11
LSU	*	26	5-10	2-6	0-2	4-10-14	1	0	2	1	0	12
Ole Miss	*	33	8-11	2-3	5-6	4-7-11	2	0	3	1	2	23
Vanderbilt	*	31	2-6	1-3	8-10	1-5-6	1	1	2	1	3	13
Arkansas	*	29	4-8	3-5	0-0	0-4-4	1	5	2	3	1	11
Kentucky	*	30	6-13	2-5	0-0	2-1-3	3	1	1	0	0	14
Georgia	*	27	5-11	2-4	1-1	4-2-6	3	0	2	2	1	13
Miss. St.	*	31	4-9	0-3	3-4	0-7-7	0	2	2	2	1	11
Alabama	*	32	6-11	1-1	4-4	7-7-14	1	3	2	1	1	17
Tennessee	*	36	9-14	3-5	1-1	1-4-5	2	1	2	1	4	22
Missouri	*	20	4-7	0-1	4-6	3-2-5	2	2	1	1	0	12
S. Carolina	*	23	1-3	0-2	2-2	1-3-4	4	1	3	2	3	4
Florida	*	29	4-11	1-3	0-0	4-3-7	2	2	1	1	3	9
Tennessee	*	30	6-13	5-9	1-2	6-7-13	2	0	2	1	3	18
NMSU	*	30	3-9	2-5	5-5	2-3-5	2	1	1	1	3	13

**OKEKE'S CAREER STATISTICS**

Year	GP-GS	Min-Avg	FG-FGA	Pct	3FG-A	Pct	FT-FTA	Pct	Off-Def-Tot--Avg	PF-FO	Ast	TO	Blk	Stl	Pts	Avg
2017-18	34-0	734-21.6	92-201	.458	34-87	.391	37-55	.673	69-128-197--5.8	66-1	38	27	25	23	255	7.5
2018-19	36-36	1046-29.1	156-318	.491	50-132	.379	62-85	.729	101-143-244--6.8	70-1	67	62	44	63	424	11.8
TOTAL	70-36	1780-25.4	248-519	.478	84-219	.384	99-140	.707	170-271-441--6.3	136-2	105	89	69	86	679	9.7

10

**SAMIR DOUGHTY**

6-4 • 195

Jr. • G

Philadelphia, Pa.  
(VCU)



**2016-17 (Redshirt Freshman at VCU):** Averaged 9.0 points, 3.6 rebounds, 2.1 assists and 0.9 steals in 23.1 minutes per game ... played in 35 games, starting 15 as VCU reached the NCAA Tournament, losing to Saint Mary's in the first round ... was the Rams' fourth-leading scorer ... averaged the most points by a VCU freshman since Shawn Hampton in 1998-99 ... shot 40.9 percent from the floor, 28.4 percent from 3-point range and 76.6 percent from the foul line ... shot 34.5 percent (19-of-55) from 3-point range for the final 21 games of the season since Jan. 4 after opening the year 4-of-26 from behind the arc ... career-high 23 points with nine assists and seven rebounds at Duquesne ... just missed a triple-double with 10 points, 10 assists and eight rebounds vs. Saint Joseph's ... 17 points in the Atlantic 10 Conference Tournament vs. Richmond ... 9 points vs. Saint Mary's in the NCAA Tournament ... went 4-0 as VCU toured Spain from Aug. 12-22 in Madrid, Toledo, Valencia and Barcelona.

**2017-18 (Freshman at VCU):** Redshirted at VCU ... originally signed with St. John's.

**HIGH SCHOOL AND PERSONAL DATA:** Averaged 24.9 points, 9.7 rebounds, 4.1 assists and 2.7 steals per game while shooting 59 percent from 2-point range as a senior at Mathematics, Civics & Science Charter in Philadelphia, Pa. ... ranked as the 35th-best point guard nationally by 247 Sports, including sixth-best in Pennsylvania, as a senior ... three-star recruit.

DOUGHTY'S MISCELLANEOUS STATS				
	2016-17	2017-18	2018-19	Career
Games with 10+ Pts	15	0	8	23
Games with 20+ Pts	1	0	1	2
Games 5+ 3s	0	0	0	0
Games with 5+ Reb	9	0	10	19
Games with 10+ Reb	0	0	1	1
Games with 5+ Ast	4	0	2	6
Games with 10+ Ast	1	0	0	1
Games with 5+ Blk	0	0	0	0
Games with 5+ Stl	0	0	0	0
Double-Doubles	1	0	0	1

**MEASURABLES AND BAM TESTING RESULTS**

Wingspan	6'4.5"
Reach	8'3.5"
Hand	8.25"
Vertical Jump	28.5"
Approach Vertical	34"
3/4 Court Sprint	3.305
Reaction Shuttle	3.430
Lane Agility Drill	11.607
185 lb Bench	3

**CAREER HIGHS**

Points	23 at Duquesne (1/4/17)
Rebounds	10 vs. Dayton (12/8/18)
Field Goals	9 at Duquesne (1/4/17)
Field Goals Att.	15 at Duquesne (1/4/17)
3-Pt. Field Goals	3 (2x) last vs. Georgia (1/12/19)
3-Pt. Field Goals Att.	6 (2x) last at Ole Miss (1/9/19)
Free Throws	7 vs. St. Joseph's (2/14/17)
Free Throws Att.	8 (2x) last vs. St. Joseph's (2/14/17)
Assists	10 vs. St. Joseph's (2/14/17)
Blocks	1 (4x) last at Kentucky (2/23/19)
Steals	4 (2x) last vs. Dayton (12/8/18)
Minutes	35 at Georgia (2/27/19)

**2018-19 DOUGHTY GAME-BY-GAME**

Opp.	Start	Min.	FG-A	3FG-A	FT-A	O-D-T	PF	A	TO	BLK	STL	PTS
S. Alabama	*	19	5-7	2-3	2-2	1-0-1	3	1	2	0	0	14
Washington	*	25	6-9	2-4	4-4	2-2-4	2	4	3	0	4	18
Miss. Col.	*	19	5-11	1-5	2-2	1-4-5	3	2	3	0	3	13
Xavier	*	31	1-6	0-1	0-0	3-0-3	2	2	2	0	2	2
Duke	*	13	0-3	0-0	0-0	2-1-3	5	0	1	0	1	0
Arizona	*	23	3-6	1-2	0-0	1-2-3	3	0	1	0	1	7
St. Peter's	*	26	1-2	0-1	0-0	2-4-6	2	5	1	0	1	2
UNCA	*	25	4-7	2-5	3-4	1-5-6	2	2	2	0	2	13
Dayton	*	34	3-6	2-3	0-0	4-6-10	1	6	1	0	4	8
UAB	*	27	1-4	0-1	2-2	2-4-6	2	2	2	0	0	4
NC State	*	20	3-6	1-3	0-0	1-0-1	1	2	3	0	1	7
Murray St.	*	24	6-7	2-3	6-6	2-2-4	3	2	0	0	0	20
North Fla.	*	14	2-4	0-0	0-0	2-0-2	1	0	1	0	0	4
Ole Miss	*	27	3-6	3-6	0-0	0-2-2	3	2	1	0	2	9
Georgia	*	31	4-9	3-4	0-0	0-3-3	1	3	2	0	2	11
Texas A&M	*	23	2-7	1-4	0-0	0-1-1	3	0	1	0	1	5
Kentucky	*	24	1-4	1-3	2-2	0-1-1	1	3	0	0	0	5
S. Carolina	*	28	3-5	2-4	0-0	0-3-3	2	0	1	0	0	8
Miss. St.	*	26	1-3	0-1	4-4	1-4-5	4	3	2	0	3	6
Missouri	*	21	3-8	1-4	0-0	1-4-5	4	1	1	1	1	7
Alabama	*	22	3-6	1-2	0-0	1-2-3	4	0	1	1	2	7
Florida	*	32	4-8	2-4	2-2	3-2-5	2	2	1	0	3	12
LSU	*	33	1-5	1-4	1-2	1-1-2	4	0	2	0	3	4
Ole Miss	*	28	1-3	1-1	0-0	0-3-3	3	2	1	0	0	3
Vanderbilt	*	16	0-0	0-0	0-2	0-1-1	2	0	1	0	0	0
Arkansas		21	2-3	1-2	1-1	0-4-4	4	2	5	0	2	6
Kentucky		20	0-2	0-1	0-0	0-0-0	0	1	1	1	1	0
Georgia	*	35	3-7	0-2	1-2	2-3-5	1	4	3	0	2	7
Miss. St.		23	3-3	2-2	0-0	0-1-1	4	1	2	0	0	8
Alabama	*	22	2-5	1-2	2-2	2-3-5	3	1	3	0	3	7
Tennessee		20	2-5	2-5	3-4	1-3-4	2	2	0	0	1	9
Missouri		22	2-5	1-4	3-4	0-2-2	1	1	1	0	1	8
S. Carolina		26	2-5	2-3	4-4	2-3-5	2	1	1	0	3	10
Florida		21	3-4	2-3	0-1	1-2-3	1	4	0	0	1	8
Tennessee		25	2-8	0-3	2-2	0-2-2	0	1	0	0	1	6
NMSU		20	1-3	1-2	1-4	0-1-1	1	1	0	0	0	4

**DOUGHTY'S CAREER STATISTICS**

Year	GP-GS	Min-Avg	FG-FGA	Pct	3FG-A	Pct	FT-FTA	Pct	Off-Def-Tot--Avg	PF-FO	Ast	TO	Blk	Stl	Pts	Avg
2016-17*	35-15	809-23.1	103-252	.409	23-81	.284	85-111	.766	29-98-127--3.6	76-3	75	66	2	33	314	9.0
2018-19	36-27	866-24.1	88-192	.458	41-97	.423	45-56	.804	39-81-120--3.3	82-1	63	52	3	51	262	7.3
TOTAL	71-42	1675-23.6	191-444	.430	64-178	.360	130-167	.778	68-179-247--3.5	158-4	138	118	5	84	576	8.1

12

**J'VON MCCORMICK**

6-0 • 175

Jr. • G

New Orleans, La.

(Lee College)



**2017-18 (Sophomore at Lee):** Averaged 18.5 points, 6.4 assists and 5.3 rebounds in 28 games for the Runnin' Rebels ... started all 28 games ... was the third-highest scorer in the Region XIV Athletic Conference ... had 180 assists - the third-most in the region ... also added 44 steals ... knocked down 127 free throws.

**2016-17 (Freshman at Lee):** Averaged 4.9 points, 2.1 assists and 2.0 rebounds in 31 games for the Runnin' Rebels ... started seven games ... totaled 62 rebounds, including 23 offensive ... racked up 64 assists and contributed 39 steals.

**HIGH SCHOOL AND PERSONAL DATA:** Known for quickness and ability to create off the bounce ... fast guard to push the tempo and guard opposing team's primary ball-handlers ... scored over 2,000 points for Mayde Creek High School (Texas) ... earned the 2016 19-6A Offensive MVP ... was a member of the all-conference team ... earned the newcomer of the year award as a freshman ... played for coach Darius Barnes Jr. and C.O.G Elite ... also played for coach Tim Schumacher and Houston Hoops ... son of Carol McCormick ... has two brothers, Brad and Troy ... enrolled in the Harbert College of Business.

MCCORMICK'S MISCELLANEOUS STATS		
	2018-19	Career
Games with 10+ Pts	2	2
Games with 20+ Pts	0	0
Games 5+ 3s	0	0
Games with 5+ Reb	0	0
Games with 10+ Reb	0	0
Games with 5+ Ast	0	0
Games with 10+ Ast	0	0
Games with 5+ Blk	0	0
Games with 5+ Stl	0	0
Double-Doubles	0	0

**MEASURABLES AND BAM TESTING RESULTS**

Vertical Jump	34"
Approach Vertical	41.5"
3/4 Court Spring	3.091
Reaction Shuttle	3.033
Lane Agility Drill	11.252
185 lb Bench	6

**CAREER HIGHS**

Points	16 vs. New Mexico State (3/21/19)
Rebounds	4 (2x) last at Texas A&M (1/16/19)
Field Goals	6 (2x) last vs. New Mexico State (3/21/19)
Field Goals Att.	8 vs. New Mexico State (3/21/19)
3-Pt. Field Goals	2 vs. Arizona (11/21/18)
3-Pt. Field Goals Att.	2 (2x) last vs. Arizona (11/21/18)
Free Throws	3 (2x) last vs. New Mexico State (3/21/19)
Free Throws Att.	6 vs. Arkansas (2/20/19)
Assists	4 (3x) last vs. Alabama (2/2/19)
Blocks	1 at Vanderbilt (2/16/19)
Steals	3 (4x) vs. North Florida (12/29/18)
Minutes	23 vs. Tennessee (3/17/19)

**2018-19 MCCORMICK GAME-BY-GAME**

Opp.	Start	Min.	FG-A	3FG-A	FT-A	O-D-T	PF	A	TO	BLK	STL	PTS
S. Alabama	17	2-5	1-2	0-0	2-0-2	3	2	2	0	2	5	
Washington	8	1-4	0-1	0-0	0-1-1	2	2	0	0	0	2	
Miss. Col.	22	3-5	0-1	1-4	1-3-4	0	1	1	1	0	3	
Xavier	4	0-0	0-0	0-0	0-0-0	0	0	1	0	0	0	
Duke	3	0-0	0-0	0-0	1-0-1	1	2	0	0	0	0	
Arizona	15	2-2	2-2	0-0	0-0-0	2	1	3	0	1	6	
St. Peter's	10	0-0	0-0	0-0	0-0-0	1	1	0	0	0	0	
UNCA	-dnp-											
Dayton	11	1-1	0-0	0-0	0-0-0	0	1	0	0	0	2	
UAB	10	0-0	0-0	0-0	0-0-0	2	1	0	0	0	0	
NC State	17	6-7	0-0	2-4	2-0-2	2	3	1	0	3	14	
Murray St.	13	2-4	1-1	0-0	0-0-0	1	2	3	0	3	5	
North Fla.	16	1-3	0-0	1-2	0-1-1	0	4	1	0	3	3	
Ole Miss	6	0-1	0-0	0-0	0-1-1	0	0	1	0	0	0	
Georgia	13	1-1	0-0	0-0	0-0-0	1	1	0	0	0	2	
Texas A&M	14	3-6	0-1	0-0	2-2-4	0	4	0	1	0	6	
Kentucky	8	0-2	0-0	0-0	1-0-1	2	1	1	0	0	0	
S. Carolina	9	0-2	0-0	2-2	0-0-0	0	1	0	0	0	2	
Miss. St.	11	2-4	1-1	2-3	1-2-3	0	0	4	0	0	7	
Missouri	13	3-4	0-0	0-0	1-1-2	1	2	0	0	1	6	
Alabama	11	1-3	0-0	0-0	0-0-0	1	4	0	0	1	2	
Florida	13	1-1	0-0	2-3	0-0-0	0	2	1	0	1	4	
LSU	5	0-1	0-0	0-0	0-1-1	2	2	1	0	0	0	
Ole Miss	7	0-0	0-0	1-2	0-0-0	0	0	0	0	0	1	
Vanderbilt	7	0-0	0-0	0-0	0-1-1	0	0	0	1	0	0	
Arkansas	12	1-2	1-1	3-6	1-1-2	3	0	2	0	2	6	
Kentucky	9	1-2	0-0	1-1	0-0-0	0	2	0	0	1	3	
Georgia	11	3-4	1-1	0-0	0-0-0	0	2	0	0	2	7	
Miss. St.	8	0-1	0-0	0-0	0-0-0	2	1	1	0	1	0	
Alabama	14	2-3	0-0	0-0	0-0-0	1	0	0	0	0	4	
Tennessee	15	3-4	0-1	1-2	0-0-0	2	1	0	0	1	7	
Missouri	15	3-5	0-1	0-0	0-2-2	1	0	1	0	0	6	
S. Carolina	10	0-0	0-0	0-0	0-0-0	0	0	1	0	1	0	
Florida	12	3-4	1-1	1-2	0-0-0	0	0	0	0	0	8	
Tennessee	23	2-5	1-2	0-0	0-2-2	0	4	1	0	1	5	
NMSU	18	6-8	1-1	3-3	0-2-2	1	1	2	0	2	16	

**MCCORMICK'S CAREER STATISTICS**

Year	GP-GS	Min-Avg	FG-FGA	Pct	3FG-A	Pct	FT-FTA	Pct	Off-Def-Tot--Avg	PF-FO	Ast	TO	Blk	Stl	Pts	Avg
2018-19	35-0	409-11.7	53-94	.564	10-17	.588	20-34	.588	12-20-32--0.9	31-0	48	27	2	29	136	3.9
TOTAL	35-0	409-11.7	53-94	.564	10-17	.588	20-34	.588	12-20-32--0.9	31-0	48	27	2	29	136	3.9

20



**MYLES PARKER**

6-8 • 200

Fr. • F

Madison, Ala.

(Madison Academy)

**HIGH SCHOOL AND PERSONAL DATA:** Played high school ball at Madison Academy and Hargrave Military Academy ... was a three-time all-state player and was named the region's player of the year ... helped lead the Mustangs to the Class 4A semifinals after back-to-back 3A titles ... averaged 16.9 points, 6.8 rebounds, 2.5 assists and 1.1 steals during 2016-17 season ... selected for the Alabama-Mississippi All-Star Game ... played for Team Thadd and Team Carroll during AAU circuit ... chose Auburn over UNC Asheville, North Alabama, Presbyterian and Campbell ... son of Marlowe and Jennifer Parker ... has two siblings: Markayla and Makiyah Parker ... enrolled in the College of Liberal Arts.

**CAREER HIGHS**

Points	3 vs. Missouri (1/30/19)
Rebounds	1 at Texas A&M (1/16/19)
Field Goals	1 (3x) last vs. Missouri (1/30/19)
Field Goals Att.	2 (4x) last vs. Missouri (1/30/19)
3-Pt. Field Goals	-
3-Pt. Field Goals Att.	1 (4x) last vs. UNC Asheville (12/4/18)
Free Throws	1 (2x) last vs. Missouri (1/30/19)
Free Throws Att.	2 vs. South Alabama (11/6/18)
Assists	-
Blocks	-
Steals	1 vs. Saint Peter's (11/28/18)
Minutes	6 vs. UNC Asheville (12/4/18)

**2018-19 PARKER GAME-BY-GAME**

Opp.	Start	Min.	FG-A	3FG-A	FT-A	O-D-T	PF	A	TO	BLK	STL	PTS
S. Alabama		4	0-2	0-1	1-2	0-0-0	0	0	0	0	0	1
Washington		2	0-1	0-1	0-1	0-0-0	0	0	1	0	0	0
Miss. Col.		3	1-2	0-0	0-0	0-0-0	1	0	1	0	0	2
Xavier		-dnp-										
Duke		-dnp-										
Arizona		-dnp-										
St. Peter's		3	0-2	0-1	0-0	0-0-0	0	0	0	0	1	0
UNCA		6	0-1	0-1	0-0	0-0-0	2	0	1	0	0	0
Dayton		-dnp-										
UAB		-dnp-										
NC State		-dnp-										
Murray St.		-dnp-										
North Fla.		2	1-1	0-0	0-0	0-0-0	1	0	0	0	0	2
Ole Miss		-dnp-										
Georgia		-dnp-										
Texas A&M		1	0-0	0-0	0-0	0-1-1	0	0	0	0	0	0
Kentucky		-dnp-										
S. Carolina		1	0-0	0-0	0-0	0-0-0	0	0	0	0	0	0
Miss. St.		-dnp-										
Missouri		2	1-2	0-0	1-1	0-0-0	0	0	0	0	0	3
Alabama		1	0-0	0-0	0-0	0-0-0	0	0	0	0	0	0
Florida		1	0-0	0-0	0-0	0-0-0	0	0	0	0	0	0
LSU		-dnp-										
Ole Miss		-dnp-										
Vanderbilt		-dnp-										
Arkansas		1	0-1	0-0	0-0	0-0-0	0	0	0	0	0	0
Kentucky		-dnp-										
Georgia		-dnp-										
Miss. St.		-dnp-										
Alabama		-dnp-										
Tennessee		-dnp-										
Missouri		-dnp-										
S. Carolina		-dnp-										
Florida		-dnp-										
Tennessee		-dnp-										
NMSU		-dnp-										


**PARKER'S MISCELLANEOUS STATS**

	2018-19	Career
Games with 10+ Pts	0	0
Games with 20+ Pts	0	0
Games 5+ 3s	0	0
Games with 5+ Reb	0	0
Games with 10+ Reb	0	0
Games with 5+ Ast	0	0
Games with 10+ Ast	0	0
Games with 5+ Blk	0	0
Games with 5+ Stl	0	0
Double-Doubles	0	0

**PARKER'S CAREER STATISTICS**

Year	GP-GS	Min-Avg	FG-FGA	Pct	3FG-A	Pct	FT-FTA	Pct	Off-Def-Tot--Avg	PF-FO	Ast	TO	Blk	Stl	Pts	Avg
2018-19	12-0	25-2.1	3-13	.231	0-4	.000	2-4	.500	0-1-1--0.1	5-0	0	3	0	1	8	0.7
TOTAL	12-0	25-2.1	3-13	.231	0-4	.000	2-4	.500	0-1-1--0.1	5-0	0	3	0	1	8	0.7

22



**WILL MACOY**

6-4 • 200

Jr. • G

Birmingham, Ala.  
(Vestavia Hills HS)

**HIGH SCHOOL AND PERSONAL DATA:** Three-year letterman in basketball at Vestavia Hills High School under coach George Hatchett ... two-time All-Over the Mountain team ... team captain as a senior in 2015-16 ... 2015 Birmingham Fall League MVP, scoring a league record 50 points in the championship game en route to winning the title ... Birmingham Tip-Off Club player of the week in March 2016 ... two-time state champion in the javelin ... Wendy's Heisman School winner and state finalist in 2015 ... in the National Honor Society, Student Government Association and the Relay for Life committee ... full name is Will Macoy ... son of Coy and Adrienne Macoy ... his father ran cross country and track at Georgia Tech while his mother ran cross country and track at UAB ... older brother, Mac, is a junior at Florida in 2016-17 who runs cross country and track ... younger brother, Hollis, a sophomore on the Vestavia Hills basketball team ... studying in Ginn College of Engineering.

**CAREER HIGHS**

Points	8 vs. Coastal Carolina (12/15/16)
Rebounds	1 (4x) last vs. Missouri (1/30/19)
Field Goals	3 vs. Coastal Carolina (12/15/16)
Field Goals Att.	5 vs. Coastal Carolina (12/15/16)
3-Pt. Field Goals	2 vs. Coastal Carolina (12/15/16)
3-Pt. Field Goals Att.	4 vs. Coastal Carolina (12/15/16)
Free Throws	2 vs. Saint Peter's (11/28/18)
Free Throws Att.	3 vs. Saint Peter's (11/28/18)
Assists	1 vs. Missouri (1/30/19)
Blocks	1 (2x) last vs. North Florida (12/29/18)
Steals	1 (3x) last vs. North Florida (12/29/18)
Minutes	5 vs. Coastal Carolina (12/15/16)

**2018-19 MACOY GAME-BY-GAME**

Opp.	Start	Min.	FG-A	3FG-A	FT-A	O-D-T	PF	A	TO	BLK	STL	PTS
S. Alabama		2	0-0	0-0	0-0	0-0-0	0	0	0	0	1	0
Washington		2	0-0	0-0	0-0	0-0-0	0	0	0	0	1	0
Miss. Col.		3	0-1	0-1	1-2	0-0-0	0	0	0	0	0	1
Xavier		-dnp-										
Duke		-dnp-										
Arizona		-dnp-										
St. Peter's		4	0-2	0-1	2-3	0-0-0	0	0	0	0	0	2
UNCA		3	0-1	0-1	0-0	0-0-0	0	0	0	1	0	0
Dayton		-dnp-										
UAB		-dnp-										
NC State		-dnp-										
Murray St.		-dnp-										
North Fla.		2	1-1	0-0	0-0	0-0-0	1	0	0	1	1	2
Ole Miss		-dnp-										
Georgia		-dnp-										
Texas A&M		1	0-0	0-0	0-0	0-0-0	0	0	0	0	0	0
Kentucky		-dnp-										
S. Carolina		-dnp-										
Miss. St.		-dnp-										
Missouri		4	0-0	0-0	0-0	0-1-1	0	1	0	0	0	0
Alabama		1	0-0	0-0	0-0	0-0-0	0	0	0	0	0	0
Florida		1	0-0	0-0	0-0	0-0-0	0	0	0	0	0	0
LSU		-dnp-										
Ole Miss		-dnp-										
Vanderbilt		-dnp-										
Arkansas		1	0-0	0-0	0-0	0-0-0	0	0	0	0	0	0
Kentucky		-dnp-										
Georgia		-dnp-										
Miss. St.		-dnp-										
Alabama		-dnp-										
Tennessee		-dnp-										
Missouri		-dnp-										
S. Carolina		-dnp-										
Florida		-dnp-										
Tennessee		-dnp-										
NMSU		-dnp-										

**MACOY'S MISCELLANEOUS STATS**

	2016-17	2017-18	2018-19	Career
Games with 10+ Pts	0	0	0	0
Games with 20+ Pts	0	0	0	0
Games 5+ 3s	0	0	0	0
Games with 5+ Reb	0	0	0	0
Games with 10+ Reb	0	0	0	0
Games with 5+ Ast	0	0	0	0
Games with 10+ Ast	0	0	0	0
Games with 5+ Blk	0	0	0	0
Games with 5+ Stl	0	0	0	0
Double-Doubles	0	0	0	0

**MACOY'S CAREER STATISTICS**

Year	GP-GS	Min-Avg	FG-FGA	Pct	3FG-A	Pct	FT-FTA	Pct	Off-Def-Tot--Avg	PF-FO	Ast	TO	Blk	Stl	Pts	Avg
2016-17	4-0	7-1.8	3-6	.500	2-5	.400	0-0	.000	0-1-1--0.3	0-0	0	0	0	1	8	2.0
2017-18	10-0	17-1.7	0-5	.000	0-3	.000	2-4	.500	1-2-3--0.3	2-0	0	0	0	0	2	0.2
2018-19	11-0	22-2.0	1-5	.200	0-3	.000	3-5	.600	0-1-1--0.1	0-0	1	1	2	2	5	0.5
TOTAL	25-0	46-1.8	4-16	.250	2-11	.182	5-9	.556	1-4-5--0.2	2-0	1	1	2	3	15	0.6

24

**ANFERNEE McLEMORE**

6-7 • 220

Jr. • F

Warwick, Ga.

(Worth County HS)



**HIGH SCHOOL AND PERSONAL DATA:** Rated as a four-star prospect by ESPN ... rated as a 3-star by 247Sports, Rivals and Scout ... averaged 15.6 points, 11.2 rebounds and 6.9 blocks per game for Worth County as a senior in 2015-16 under coach Connie Mays ... three-time selection to the Albany Herald's Super Six as a sophomore, junior and senior ... the Rams finished in a three-way tie for first in the Georgia High School Region 14A standings ... averaged 19 points, 11.8 rebounds and 6.4 blocks per game for Worth County as a junior in 2014-15, recording several triple-doubles ... two-time All-Area selection by the Albany Herald ... started for the Rams each of his four years in high school ... Georgia Class 4A Sophomore of the Year by Hoopseen ... had a 4.0 GPA in advanced classes and was accepted by the Massachusetts Institute of Technology ... scored a 1670 on his SAT ... had considered Yale, Brown, Oregon State, Stanford and Georgia Tech ... son of Cinderella Lewis and Feron McLemore ... studying in Harbert College of Business ... signed national letter of intent on Nov. 11, 2015.

**MEASURABLES AND BAM TESTING RESULTS**

Wingspan	7'0"
Reach	8'8.5"
Hand	10"
Vertical Jump	34.5"
Approach Vertical	42"
3/4 Court Sprint	3.230
Reaction Shuttle	2.933
Lane Agility Drill	10.786
185 lb Bench	17

**CAREER HIGHS**

Points	19 (3x) last vs. Saint Peter's (11/28/18)
Rebounds	13 at Dayton (11/29/17)
Field Goals	8 (2x) last vs. Saint Peter's (11/28/18)
Field Goals Att.	13 vs. Saint Peter's (11/28/18)
3-Pt. Field Goals	4 (2x) last vs. Mississippi State (3/2/19)
3-Pt. Field Goals Att.	7 (2x) last at LSU (2/9/19)
Free Throws	7 at LSU (2/21/17)
Free Throws Att.	8 (2x) last vs. North Florida (12/29/18)
Assists	2 (3x) last vs. Gardner-Webb (12/6/17)
Blocks	6 (2x) last at Missouri (1/24/18)
Steals	4 vs. North Florida (12/29/18)
Minutes	30 vs. Kentucky (2/14/18)

**2018-19 MCLEMORE GAME-BY-GAME**

Opp.	Start	Min.	FG-A	3FG-A	FT-A	O-D-T	PF	A	TO	BLK	STL	PTS
S. Alabama *		21	5-7	0-2	1-3	3-5-8	4	1	1	3	0	11
Washington *		24	2-6	1-3	1-2	2-2-4	1	1	0	1	1	6
Miss. Col. *		19	1-6	0-2	5-7	1-6-7	2	0	0	3	1	7
Xavier *		21	2-5	1-4	1-1	3-1-4	5	0	0	2	1	6
Duke *		21	2-9	0-2	0-0	5-7-12	1	0	0	1	0	4
Arizona *		14	0-3	0-2	0-1	1-1-2	2	0	1	1	1	0
St. Peter's *		18	8-13	3-5	0-0	2-3-5	3	0	1	2	3	19
UNCA *		19	2-5	0-1	1-2	1-1-2	3	0	3	3	3	5
Dayton *		18	3-6	0-3	0-0	0-1-1	2	0	1	2	1	6
UAB *		24	2-3	1-2	0-0	1-4-5	0	0	1	1	0	5
NC State *		13	0-1	0-1	0-1	0-0-0	1	0	1	0	0	0
Murray St.		11	2-2	1-1	0-0	1-0-1	3	0	1	1	1	5
North Fla.		22	3-7	0-2	5-8	4-4-8	3	0	2	2	4	11
Ole Miss		13	0-3	0-0	0-0	0-5-5	5	0	0	2	1	0
Georgia		26	7-10	0-2	1-2	2-7-9	3	1	2	2	0	15
Texas A&M		19	5-8	3-4	0-0	3-3-6	4	0	1	2	0	13
Kentucky *		17	0-3	0-2	2-4	0-1-1	5	0	0	1	0	2
S. Carolina *		18	3-4	0-1	0-0	1-5-6	5	0	2	2	1	6
Miss. St. *		26	4-8	0-2	2-2	0-2-2	2	0	2	1	0	10
Missouri *		21	3-8	2-7	0-1	1-4-5	4	1	0	0	0	8
Alabama *		22	4-9	2-4	0-0	0-2-2	2	1	2	0	0	10
Florida *		14	2-4	1-2	0-0	0-3-3	4	0	0	0	0	5
LSU *		21	4-8	3-7	0-0	0-2-2	4	0	1	0	0	11
Ole Miss *		15	0-4	0-2	0-0	2-3-5	4	1	0	1	0	0
Vanderbilt *		13	1-3	0-2	2-2	0-2-2	4	0	0	0	1	4
Arkansas *		17	5-7	2-3	1-2	2-4-6	4	1	2	2	0	13
Kentucky *		23	4-9	2-5	0-0	1-7-8	1	1	1	0	0	10
Georgia *		21	3-6	1-2	0-0	0-2-2	4	0	0	1	1	7
Miss. St. *		24	4-7	4-6	2-2	0-3-3	2	0	1	1	1	14
Alabama *		24	2-7	1-4	0-0	0-2-2	2	1	2	2	1	5
Tennessee *		22	2-4	1-3	2-2	0-2-2	3	0	0	0	0	7
Missouri *		14	2-6	2-6	0-0	0-1-1	4	0	1	0	1	6
S. Carolina *		13	0-3	0-3	0-0	0-0-0	4	0	1	0	1	0
Florida *		18	1-4	1-3	0-0	0-0-0	3	0	0	0	1	3
Tennessee *		6	0-0	0-0	0-0	0-2-2	4	0	0	0	0	0
NMSU *		12	1-1	1-1	0-0	0-2-2	3	1	0	0	1	3

**MCLEMORE'S MISCELLANEOUS STATS**

	2016-17	2017-18	2018-19	Career
Games with 10+ Pts	4	9	10	23
Games with 20+ Pts	0	0	0	0
Games 5+ 3s	0	0	0	0
Games with 5+ Reb	16	14	14	44
Games with 10+ Reb	1	4	1	7
Games with 5+ Ast	0	0	0	0
Games with 10+ Ast	0	0	0	0
Games with 5+ Blk	0	6	0	6
Games with 5+ Stl	0	0	0	0
Double-Doubles	0	3	0	3

**MCLEMORE'S CAREER STATISTICS**


Year	GP-GS	Min-Avg	FG-FGA	Pct	3FG-A	Pct	FT-FTA	Pct	Off-Def-Tot--Avg	PF-FO	Ast	TO	Blk	Stl	Pts	Avg
2016-17	32-1	483-15.1	69-101	.683	1-1	1.000	35-58	.603	54-89-143--4.5	76-0	5	28	37	13	174	5.4
2017-18	27-21	525-19.4	74-139	.532	18-46	.391	35-48	.729	49-93-142--5.3	70-1	14	24	73	20	201	7.4
2018-19	35-29	652-18.6	88-198	.444	32-100	.320	26-42	.619	36-97-133--3.8	107-4	9	30	39	25	234	6.7
TOTAL	94-51	1660-17.7	231-438	.527	51-147	.347	96-148	.649	139-279-418--4.4	253-5	28	82	149	58	609	6.5



41

**COLE BLACKSTOCK**

6-9 • 220  
Sr. • F  
Killen, Ala.  
(Brooks HS)



**HIGH SCHOOL AND PERSONAL DATA:** Four-year letterman in basketball ... averaged 17 points, and 8 rebounds per game as a senior at Brooks High School under coach Brian Wright ... played four games as a junior before season-ending injury ... averaged 8 points and 4.5 rebounds per game as a sophomore ... full name is Cole Edward Blackstock ... son of Eric Blackstock and Kristi Blackstock ... has two sisters, Jessi and Erica ... studying in Ginn College of Engineering.

**CAREER HIGHS**

Points	3 vs. Vanderbilt (2/13/16)
Rebounds	2 vs. Coastal Carolina (12/15/16)
Field Goals	1 vs. Vanderbilt (2/13/16)
Field Goals Att.	1 (3x) last vs. Saint Peter's (11/28/18)
3-Pt. Field Goals	-
3-Pt. Field Goals Att.	-
Free Throws	2 (4x) last vs. North Florida (12/29/18)
Free Throws Att.	2 (4x) last vs. North Florida (12/29/18)
Assists	1 vs. Missouri (1/30/19)
Steals	-
Blocks	1 (3x) last vs. North Florida (12/29/18)
Minutes	5 vs. Mississippi College (11/14/18)

**2018-19 BLACKSTOCK GAME-BY-GAME**

Opp.	Start	Min.	FG-A	3FG-A	FT-A	O-D-T	PF	A	TO	BLK	STL	PTS
S. Alabama		2	0-0	0-0	0-0	0-0-0	1	0	0	0	0	0
Washington		2	0-0	0-0	0-0	0-0-0	1	0	0	0	0	0
Miss. Col.		5	0-1	0-0	0-0	0-2-2	2	0	0	1	0	0
Xavier		-dnp-										
Duke		-dnp-										
Arizona		-dnp-										
St. Peter's		4	0-1	0-0	1-2	1-1-2	0	0	0	0	0	1
UNCA		2	0-0	0-0	0-0	0-0-0	0	0	0	0	0	0
Dayton		-dnp-										
UAB		-dnp-										
NC State		-dnp-										
Murray St.		-dnp-										
North Fla.		3	0-0	0-0	2-2	0-0-0	0	0	0	1	0	2
Ole Miss		-dnp-										
Georgia		-dnp-										
Texas A&M		-dnp-										
Kentucky		-dnp-										
S. Carolina		-dnp-										
Miss. St.		-dnp-										
Missouri		1	0-0	0-0	1-2	1-0-1	1	1	0	0	0	1
Alabama		1	0-0	0-0	0-0	0-0-0	0	0	0	0	0	0
Florida		1	0-0	0-0	0-0	0-0-0	0	0	0	0	0	0
LSU		-dnp-										
Ole Miss		-dnp-										
Vanderbilt		-dnp-										
Arkansas		1	0-0	0-0	0-0	0-0-0	1	0	0	0	0	0
Kentucky		-dnp-										
Georgia		-dnp-										
Miss. St.		-dnp-										
Alabama		-dnp-										
Tennessee		-dnp-										
Missouri		-dnp-										
S. Carolina		-dnp-										
Florida		-dnp-										
Tennessee		-dnp-										
NMSU		-dnp-										


**BLACKSTOCK'S MISCELLANEOUS STATS**

	2015-16	2016-17	2017-18	2018-19	Career
Games with 10+ Pts	0	0	0	0	0
Games with 20+ Pts	0	0	0	0	0
Games 5+ 3s	0	0	0	0	0
Games with 5+ Reb	0	0	0	0	0
Games with 10+ Reb	0	0	0	0	0
Games with 5+ Ast	0	0	0	0	0
Games with 10+ Ast	0	0	0	0	0
Games with 5+ Blk	0	0	0	0	0
Games with 5+ Stl	0	0	0	0	0
Double-Doubles	0	0	0	0	0

**BLACKSTOCK'S CAREER STATISTICS**

Year	GP-GS	Min-Avg	FG-FGA	Pct	3FG-A	Pct	FT-FTA	Pct	Off-Def-Tot--Avg	PF-FO	Ast	TO	Blk	Stl	Pts	Avg
2015-16	5-0	9-1.8	1-1	1.000	0-0	.000	3-3	1.000	0-0-0--0.0	2-0	0	0	0	0	5	1.0
2016-17	3-0	4-1.3	0-0	.000	0-0	.000	0-0	.000	0-2-2--0.7	2-0	0	0	0	0	0	0.0
2017-18	13-0	19-1.5	0-0	.000	0-0	.000	4-4	1.000	0-4-4--0.3	5-0	0	0	1	0	4	0.3
2018-19	10-0	20-2.0	0-2	.000	0-0	.000	4-6	.667	2-3-5--0.5	6-0	1	0	2	0	4	0.4
TOTAL	31-0	52-1.7	1-3	.333	0-0	.000	11-13	.846	2-9-11--0.4	15-0	1	0	3	0	13	0.4

50



**AUSTIN WILEY**

6-11 • 260

Jr. • C

Hoover, Ala.

(Calusa Prep)

**2017 USA U19 WORLD CUP TEAM:** Selected and named the team captain for the 12-member USA Basketball U19 World Cup Team to play in the FIBA World Cup in Cairo, Egypt, July 1-9, 2017 ... only American and one of seven players to average a double-double in the tournament with 10.3 points and 10.9 rebounds in only 19.9 minutes per game as the United States won the bronze medal, finishing 6-1 ... shot 50 percent from the field ... started all seven games ... his 40-minute per game average would be 20.5 points and 21.7 rebounds ... had three double-doubles and a rebound shy of four double-doubles in seven games ... 19 points and 10 rebounds to lead USA to an 81-59 victory over Germany in the quarterfinals ... 16 points and a game-high 16 rebounds in a 109-68 victory over Angola ... 13 points and a game-high 17 rebounds in 29:41 in a 99-87 upset loss to Canada in the semifinals ... 9 points and a game-high 14 rebounds in 21:37 vs. Italy to finish Group D play 3-0 ... 8 points and 8 rebounds and a block in 20 minutes in the 96-72 bronze medal win over Spain ... scored 15 points in the USA's 89-66 victory over Lithuania in a friendly on June 28, a day after making the 6,900-mile trip from Colorado Springs, Colo., to Washington, D.C. to Germany to Cairo.

**HIGH SCHOOL AND PERSONAL DATA:** Ranked 13th nationally by Scout, 16th by Rivals and 17th by 247Sports ... played on Team USA's gold medal winner at the FIBA Men's U17 World Championship in Zaragoza, Spain in summer of 2016 ... consensus five-star selection ... three-time all-state selection at Spain Park High School in Hoover, Ala. ... averaged 22 points and 12 rebounds as a junior in 2014-15 leading Spain Park to a 24-6 record and the Class 7A state finals under coach Donnie Quinn ... was named the Alabama Sports Writers Association Class 7A Player of the Year as a junior, averaging 27.1 points, 12.1 rebounds and 2.9 blocks ... selected to the ASWA Class 7A All-State first-team and to the AL.com Class 7A Super All-State first-team ... MVP of the Alabama North-South game in August 2016 ... averaged 19 points and 12 rebounds as a sophomore at Spain Park where he was named AL.com Birmingham Player of the Year Award ... selected to the ASWA Class 7A All-State first-team and AL.com Class 7A Super All-State first-team ... averaged 15 points and 10 rebounds as a freshman ... named an honorable mention ASWA Class 6A All-State selection as a freshman ... full name is Austin Jermaine Wiley ... son of former Auburn players, All-American & 1992 USA Olympian Vickie Orr and Aubrey Wiley, who led the SEC in rebounding in 1993-94 ... Vickie helped lead Auburn to two-straight NCAA Championship games in 1988 and 1989 and was inducted into the Alabama Sports Hall of Fame in 2013 ... studying in the College of Education ... signed national letter of intent on Nov. 9, 2016.

WILEY'S MISCELLANEOUS STATS				
	2016-17	2017-18	2018-19	Career
Games with 10+ Pts	8	0	8	16
Games with 20+ Pts	1	0	0	1
Games 5+ 3s	0	0	0	0
Games with 5+ Reb	10	0	9	19
Games with 10+ Reb	1	0	2	3
Games with 5+ Ast	0	0	0	0
Games with 10+ Ast	0	0	0	0
Games with 5+ Blk	0	0	2	2
Games with 5+ Stl	0	0	0	0
Double-Doubles	1	0	1	2

**MEASURABLES AND BAM TESTING RESULTS**

Wingspan	7'5"
Reach	9'4"
Hand	11"
Vertical Jump	27.5"
Approach Vertical	32.5"
3/4 Court Sprint	3.337
Reaction Shuttle	3.036
Lane Agility Drill	12.663
185 lb Bench	16

**CAREER HIGHS**

Points	25 at TCU (1/28/17)
Rebounds	12 at Texas A&M (1/16/19)
Field Goals	11 at TCU (1/28/17)
Field Goals Att.	13 (2x) last vs. Saint Peter's (11/28/18)
3-Pt. Field Goals	-
3-Pt. Field Goals Att.	1 (2x) last vs. Murray State (12/22/18)
Free Throws	11 vs. Alabama (1/21/17)
Free Throws Att.	18 vs. Alabama (1/21/17)
Assists	1 (7x) last vs. Florida (3/16/19)
Steals	1 (8x) last at NC State (12/19/18)
Blocks	5 (2x) last vs. Dayton (12/8/18)
Minutes	26 (2x) last vs. Murray State (12/22/18)

**2018-19 WILEY GAME-BY-GAME**

Opp.	Start	Min.	FG-A	3FG-A	FT-A	O-D-T	PF	A	TO	BLK	STL	PTS
S. Alabama	-	dnp-										
Washington	13	2-4	0-0	1-2	0-1-1	3	1	2	0	0	0	5
Miss. Col.	16	5-7	0-0	8-10	4-3-7	1	0	1	1	0	0	16
Xavier	19	4-6	0-0	3-6	0-0-0	5	0	1	3	0	11	
Duke	19	7-11	0-0	3-7	4-5-9	3	0	1	0	1	17	
Arizona	13	2-2	0-0	1-2	0-2-2	3	0	1	1	0	5	
St. Peter's	18	7-13	0-1	2-4	4-5-9	3	0	1	3	1	16	
UNCA	18	5-7	0-0	4-5	1-3-4	1	0	2	5	0	14	
Dayton	20	4-7	0-0	0-2	3-4-7	2	0	4	5	0	8	
UAB	16	2-5	0-0	2-3	0-7-7	0	0	0	3	0	6	
NC State	20	5-6	0-0	3-4	1-5-6	2	0	4	2	1	13	
Murray St.	* 26	7-9	0-1	3-5	5-5-10	3	0	0	0	0	17	
North Fla.	* 13	6-11	0-0	1-2	4-3-7	3	0	1	2	1	13	
Ole Miss	* 22	0-5	0-1	6-8	3-4-7	4	0	1	2	0	6	
Georgia	* 14	3-6	0-0	3-5	3-1-4	3	0	3	0	0	9	
Texas A&M	* 14	2-6	0-0	0-0	3-9-12	4	0	1	1	0	4	
Kentucky	-	dnp-										
S. Carolina	-	dnp-										
Miss. St.	-	dnp-										
Missouri	-	dnp-										
Alabama	-	dnp-										
Florida	5	1-1	0-0	0-2	0-2-2	0	0	1	0	0	2	
LSU	3	0-0	0-0	0-0	0-0-0	3	0	1	1	0	0	
Ole Miss	8	0-1	0-0	1-2	1-0-1	0	0	0	0	0	1	
Vanderbilt	11	0-4	0-0	0-0	0-1-1	2	0	1	0	0	0	
Arkansas	13	1-1	0-0	2-6	2-2-4	4	0	0	1	1	4	
Kentucky	6	1-2	0-0	2-2	1-1-2	0	0	0	0	0	4	
Georgia	-	dnp-										
Miss. St.	-	dnp-										
Alabama	-	dnp-										
Tennessee	-	dnp-										
Missouri	-	dnp-										
S. Carolina	3	1-1	0-0	0-0	0-1-1	1	0	0	0	0	2	
Florida	3	1-2	0-0	0-0	0-0-0	0	1	0	0	0	2	
Tennessee	9	1-2	0-0	1-1	2-1-3	1	0	0	2	1	3	
NMSU	11	2-3	0-0	0-0	0-2-2	2	0	0	0	0	4	

**WILEY'S CAREER STATISTICS**

Year	GP-GS	Min-Avg	FG-FGA	Pct	3FG-A	Pct	FT-FTA	Pct	Off-Def-Tot--Avg	PF-FO	Ast	TO	Blk	Stl	Pts	Avg
2016-17	23-22	415-18.0	73-125	.584	0-0	.000	56-114	.491	52-56-108--4.7	59-1	5	41	31	5	202	8.8
2018-19	25-5	333-13.3	69-122	.566	0-3	.000	46-78	.590	41-67-108--4.3	53-1	2	26	32	6	184	7.4
TOTAL	48-27	748-15.6	142-247	.575	0-3	.000	102-192	.531	93-123-216--4.5	112-2	7	67	63	11	386	8.0

SEASON STATS



Auburn Basketball  
 Auburn Combined Team Statistics (as of Mar 22, 2019)  
 All games



Overall record: 27-9 Conf: 11-7 Home: 15-2 Away: 5-6 Neutral: 7-1

#	Player	gp-gs	min	avg	Total		3-Point		F-Throw		Rebounds				pf	dq	a	to	blk	stl	pts	avg
					fg-fga	fg%	3fg-fga	3fg%	ft-fa	ft%	off	def	tot	avg								
02	BROWN, Bryce	36-36	1148	31.9	177-414	.428	122-304	.401	78-96	.813	14	54	68	1.9	51	0	66	62	2	38	554	15.4
01	HARPER, Jared	36-36	1184	32.9	158-401	.394	88-234	.376	131-159	.824	11	81	92	2.6	60	0	203	80	0	42	535	14.9
05	OKEKE, Chuma	36-36	1046	29.1	154-311	.495	49-128	.383	57-80	.713	99	141	240	6.7	68	1	67	61	43	60	414	11.5
50	WILEY, Austin	25-5	333	13.3	69-121	.570	0-3	.000	46-78	.590	41	65	106	4.2	51	1	2	26	32	6	184	7.4
10	DOUGHTY, Samir	36-27	866	24.1	87-190	.458	40-95	.421	44-52	.846	39	80	119	3.3	81	1	63	52	3	51	258	7.2
04	DUNBAR, Malik	35-9	638	18.2	83-191	.435	38-110	.345	30-49	.612	24	91	115	3.3	63	1	20	32	14	33	234	6.7
24	MCLEMORE, Anfernee	36-30	665	18.5	89-199	.447	33-101	.327	26-42	.619	36	97	133	3.7	107	4	9	30	39	26	237	6.6
00	SPENCER, Horace	36-1	579	16.1	63-136	.463	3-17	.176	33-55	.600	76	76	152	4.2	90	4	14	34	29	30	162	4.5
12	MCCORMICK, J'Von	35-0	409	11.7	49-88	.557	9-16	.563	17-31	.548	12	18	30	0.9	30	0	47	26	2	28	124	3.5
03	PURIFOY, Danjel	24-0	265	11.0	27-65	.415	14-38	.368	6-9	.667	12	31	43	1.8	21	0	14	9	1	14	74	3.1
20	PARKER, Myles	12-0	25	2.1	3-13	.231	0-4	.000	2-4	.500	0	1	1	0.1	5	0	0	3	0	1	8	0.7
14	COOK, Preston	8-0	10	1.3	2-5	.400	0-1	.000	0-0	.000	3	1	4	0.5	1	0	1	0	0	1	4	0.5
22	MACOY, Will	11-0	22	2.0	1-5	.200	0-3	.000	3-5	.600	0	1	1	0.1	0	0	1	1	2	2	5	0.5
21	WILLIAMS, Devontae	7-0	10	1.4	1-2	.500	1-2	.500	0-0	.000	0	0	0	0.0	1	0	0	1	0	0	3	0.4
41	BLACKSTOCK, Cole	10-0	20	2.0	0-2	.000	0-0	.000	4-6	.667	2	3	5	0.5	6	0	1	0	2	0	4	0.4
33	MAASDORP, Chase	10-0	18	1.8	1-6	.167	1-2	.500	1-4	.250	1	0	1	0.1	3	0	0	3	0	1	4	0.4
54	COLLIER, Thomas	8-0	11	1.4	0-2	.000	0-0	.000	0-0	.000	1	0	1	0.1	1	0	0	1	0	0	0	0.0
Team											52	52	104		3		6					
Total.....		36	7249		964-2151	.448	398-1058	.376	478-670	.713	423	792	1215	33.8	642	12	508	427	169	333	2804	77.9
Opponents.....		36	7248		816-1878	.435	293-831	.353	478-677	.706	377	855	1232	34.2	612	-	425	622	126	205	2403	66.8

TEAM STATISTICS	AU	OPP	Date	Opponent	Score	Att.
SCORING	2804	2403	11/06/18	SOUTH ALABAMA	w 101-58	7754
Points per game	77.9	66.8	11/09/18	WASHINGTON	w 88-66	9121
Scoring margin	+11.1	-	11/14/18	MISSISSIPPI COLLEGE	w 103-52	6959
FIELD GOALS-ATT	964-2151	816-1878	! 11/19/18	vs Xavier	Wot 88-79	2400
Field goal pct	.448	.435	! 11/20/18	vs Duke	L 72-78	2400
3 POINT FG-ATT	398-1058	293-831	! 11/21/18	vs Arizona	w 73-57	2400
3-point FG pct	.376	.353	11/28/18	SAINT PETER'S	w 99-49	7162
3-pt FG made per game	11.1	8.1	12/04/18	UNC ASHEVILLE	w 67-41	7121
FREE THROWS-ATT	478-670	478-677	12/08/18	DAYTON	w 82-72	8365
Free throw pct	.713	.706	12/15/18	at UAB	Wot 75-71	15856
F-Throws made per game	13.3	13.3	12/19/18	at NC State	L 71-78	17793
REBOUNDS	1215	1232	12/22/18	MURRAY STATE	w 93-88	8356
Rebounds per game	33.8	34.2	12/29/18	NORTH FLORIDA	w 95-49	8450
Rebounding margin	-0.5	-	* 01/09/19	at Ole Miss	L 67-82	8241
ASSISTS	508	425	* 01/12/19	GEORGIA	w 93-78	9121
Assists per game	14.1	11.8	* 01/16/19	at Texas A&M	w 85-66	8730
TURNOVERS	427	622	* 01/19/19	KENTUCKY	L 80-82	9121
Turnovers per game	11.9	17.3	* 01/22/19	at South Carolina	L 77-80	13857
Turnover margin	+5.4	-	* 01/26/19	at Mississippi State	L 84-92	10063
Assist/turnover ratio	1.2	0.7	* 01/30/19	MISSOURI	w 92-58	7213
STEALS	333	205	* 02/02/19	ALABAMA	w 84-63	9121
Steals per game	9.3	5.7	* 02/05/19	FLORIDA	w 76-62	7714
BLOCKS	169	126	* 02/09/19	at LSU	L 78-83	12004
Blocks per game	4.7	3.5	* 02/13/19	OLE MISS	L 55-60	7337
ATTENDANCE	138650	234331	* 02/16/19	at Vanderbilt	w 64-53	11287
Home games-Avg/Game	17-8156	11-12815	* 02/20/19	ARKANSAS	w 79-56	7493
Neutral site-Avg/Game	-	8-11671	* 02/23/19	at Kentucky	L 53-80	23427
			* 02/27/19	at Georgia	w 78-75	7837
			* 03/02/19	MISSISSIPPI STATE	w 80-75	9121
			* 03/05/19	at Alabama	w 66-60	11865
			* 03/09/19	TENNESSEE	w 84-80	9121
			# 03/14/19	vs Missouri	w 81-71	12720
			# 03/15/19	vs South Carolina	w 73-64	16490
			# 03/16/19	vs Florida	w 65-62	20933
			# 03/17/19	vs Tennessee	w 84-64	19452
			+ 03/21/19	vs New Mexico St.	w 78-77	16576

\* = Conference game  
 ! = Maui Invitational (Lahaina, Hawaii)  
 # = SEC Tournament (Nashville, Tenn.)  
 + = NCAA Tournament (Salt Lake City, Utah)

SEC STATS



Auburn Basketball  
 Auburn Combined Team Statistics (as of Mar 17, 2019)  
 Conference games only



Overall record: 11-7 Conf: 11-7 Home: 7-2 Away: 4-5 Neutral: 0-0

#	Player	gp-gs	min	avg	Total		3-Point		F-Throw		Rebounds				pf	dq	a	to	blk	stl	pts	avg
					fg-fga	fg%	3fg-fga	3fg%	ft-fa	ft%	off	def	tot	avg								
02	BROWN, Bryce	18-18	575	31.9	90-207	.435	63-145	.434	44-52	.846	7	25	32	1.8	25	0	26	34	0	18	287	15.9
01	HARPER, Jared	18-18	607	33.7	82-204	.402	43-120	.358	70-88	.795	6	34	40	2.2	33	0	94	43	0	23	277	15.4
05	OKEKE, Chuma	18-18	543	30.2	84-172	.488	26-66	.394	35-48	.729	48	79	127	7.1	28	0	30	30	20	25	229	12.7
24	MCLEMORE, Anfernee	18-14	356	19.8	53-112	.473	22-58	.379	12-17	.706	12	59	71	3.9	62	3	7	16	17	6	140	7.8
10	DOUGHTY, Samir	18-14	452	25.1	38-89	.427	22-51	.431	16-21	.762	12	41	53	2.9	47	0	27	28	3	26	114	6.3
04	DUNBAR, Malik	17-4	311	18.3	35-82	.427	17-47	.362	17-29	.586	12	44	56	3.3	35	0	10	17	9	18	104	6.1
00	SPENCER, Horace	18-1	285	15.8	31-67	.463	1-4	.250	18-28	.643	32	41	73	4.1	53	4	8	17	14	13	81	4.5
50	WILEY, Austin	9-3	96	10.7	8-26	.308	0-1	.000	14-25	.560	13	20	33	3.7	20	0	0	8	5	1	30	3.3
03	PURIFOY, Danjel	15-0	170	11.3	17-47	.362	9-27	.333	6-8	.750	6	20	26	1.7	17	0	9	6	0	9	49	3.3
12	MCCORMICK, J'Von	18-0	186	10.3	21-41	.512	3-5	.600	12-19	.632	6	9	15	0.8	15	0	23	11	2	10	57	3.2
21	WILLIAMS, Devontae	2-0	1	0.5	1-1	1.000	1-1	1.000	0-0	.000	0	0	0	0.0	0	0	0	0	0	0	3	1.5
20	PARKER, Myles	6-0	5	0.8	1-3	.333	0-0	.000	1-1	1.000	0	1	1	0.2	0	0	0	0	0	0	3	0.5
41	BLACKSTOCK, Cole	4-0	2	0.5	0-0	.000	0-0	.000	1-2	.500	1	0	1	0.3	2	0	1	0	0	0	1	0.3
33	MAASDORP, Chase	4-0	2	0.5	0-1	.000	0-0	.000	0-0	.000	0	0	0	0.0	1	0	0	1	0	0	0	0.0
14	COOK, Preston	2-0	2	1.0	0-1	.000	0-0	.000	0-0	.000	1	0	1	0.5	0	0	0	0	0	0	0	0.0
22	MACOY, Will	5-0	6	1.2	0-0	.000	0-0	.000	0-0	.000	0	1	1	0.2	0	0	1	1	0	0	0	0.0
54	COLLIER, Thomas	2-0	1	0.5	0-0	.000	0-0	.000	0-0	.000	0	0	0	0.0	0	0	0	0	0	0	0	0.0
Team											27	30	57		2		3					
Total.....		18	3600		461-1053	.438	207-525	.394	246-338	.728	183	404	587	32.6	340	7	236	215	70	149	1375	76.4
Opponents.....		18	3600		432-982	.440	144-430	.335	277-390	.710	203	453	656	36.4	308	-	225	277	69	115	1285	71.4

TEAM STATISTICS

	AU	OPP	Date	Opponent	Score	Att.
SCORING	1375	1285	* 01/09/19	at Ole Miss	L 67-82	8241
Points per game	76.4	71.4	* 01/12/19	GEORGIA	W 93-78	9121
Scoring margin	+5.0	-	* 01/16/19	at Texas A&M	W 85-66	8730
FIELD GOALS-ATT	461-1053	432-982	* 01/19/19	KENTUCKY	L 80-82	9121
Field goal pct	.438	.440	* 01/22/19	at South Carolina	L 77-80	13857
3 POINT FG-ATT	207-525	144-430	* 01/26/19	at Mississippi State	L 84-92	10063
3-point FG pct	.394	.335	* 01/30/19	MISSOURI	W 92-58	7213
3-pt FG made per game	11.5	8.0	* 02/02/19	ALABAMA	W 84-63	9121
FREE THROWS-ATT	246-338	277-390	* 02/05/19	FLORIDA	W 76-62	7714
Free throw pct	.728	.710	* 02/09/19	at LSU	L 78-83	12004
F-Throws made per game	13.7	15.4	* 02/13/19	OLE MISS	L 55-60	7337
REBOUNDS	587	656	* 02/16/19	at Vanderbilt	W 64-53	11287
Rebounds per game	32.6	36.4	* 02/20/19	ARKANSAS	W 79-56	7493
Rebounding margin	-3.8	-	* 02/23/19	at Kentucky	L 53-80	23427
ASSISTS	236	225	* 02/27/19	at Georgia	W 78-75	7837
Assists per game	13.1	12.5	* 03/02/19	MISSISSIPPI STATE	W 80-75	9121
TURNOVERS	215	277	* 03/05/19	at Alabama	W 66-60	11865
Turnovers per game	11.9	15.4	* 03/09/19	TENNESSEE	W 84-80	9121
Turnover margin	+3.4	-				
Assist/turnover ratio	1.1	0.8				
STEALS	149	115				
Steals per game	8.3	6.4				
BLOCKS	70	69				
Blocks per game	3.9	3.8				
ATTENDANCE	75362	107311				
Home games-Avg/Game	9-8374	9-11923				
Neutral site-Avg/Game	-	0-0				

\* = Conference game  
 ! = Maui Invitational (Lahaina, Hawaii)  
 # = SEC Tournament (Nashville, Tenn.)

Score by Periods	1st	2nd	Totals
Auburn	662	713	1375
Opponents	616	669	1285

LAST 5 GAMES



Auburn Basketball  
 Auburn Combined Team Statistics (as of Mar 22, 2019)  
 Last 5 Games



RECORD:	OVERALL	HOME	AWAY	NEUTRAL
ALL GAMES	5-0	0-0	0-0	5-0
CONFERENCE	0-0	0-0	0-0	0-0
NON-CONFERENCE	5-0	0-0	0-0	5-0

#	Player	gp-gs	min	avg	Total		3-Point		F-Throw		Rebounds				pf	dq	a	to	blk	stl	pts	avg
					fg-fga	fg%	3fg-fga	3fg%	ft-fta	ft%	off	def	tot	avg								
02	BROWN, Bryce	5-5	170	34.0	23-54	.426	18-45	.400	4-5	.800	0	5	5	1.0	3	0	9	4	0	6	68	13.6
01	HARPER, Jared	5-5	146	29.2	16-43	.372	10-29	.345	22-26	.846	0	10	10	2.0	10	0	20	8	0	7	64	12.8
05	OKEKE, Chuma	5-5	133	26.6	16-36	.444	7-16	.438	7-10	.700	14	16	30	6.0	10	0	6	7	5	9	46	9.2
10	DOUGHTY, Samir	5-0	114	22.8	9-23	.391	5-13	.385	9-11	.818	3	9	12	2.4	4	0	8	2	0	6	32	6.4
00	SPENCER, Horace	5-0	111	22.2	10-19	.526	1-2	.500	5-6	.833	10	8	18	3.6	11	0	0	6	9	9	26	5.2
12	MCCORMICK, J'Von	5-0	77	15.4	10-16	.625	2-4	.500	1-2	.500	0	4	4	0.8	1	0	4	3	0	3	23	4.6
03	PURIFOY, Danjel	5-0	68	13.6	8-11	.727	5-8	.625	0-0	.000	4	9	13	2.6	3	0	4	1	1	3	21	4.2
04	DUNBAR, Malik	5-5	91	18.2	6-19	.316	3-13	.231	4-6	.667	1	9	10	2.0	7	0	0	3	1	1	19	3.8
50	WILEY, Austin	4-0	26	6.5	5-7	.714	0-0	.000	1-1	1.000	2	2	4	1.0	2	0	1	0	2	1	11	2.8
24	MCLEMORE, Anfernee	5-5	64	12.8	4-14	.286	4-13	.308	0-0	.000	0	3	3	0.6	15	0	0	2	0	4	12	2.4
Team											6	4	10							1		
Total.....		5	1000		107-242	.442	55-143	.385	53-67	.791	40	79	119	23.8	66	0	52	37	18	49	322	64.4
Opponents.....		5	1000		98-200	.490	41-92	.446	43-59	.729	35	103	138	27.6	64	-	53	74	14	16	280	56.0

TEAM STATISTICS

	AU	OPP
SCORING	322	280
Points per game	64.4	56.0
Scoring margin	+8.4	-
FIELD GOALS-ATT	107-242	98-200
Field goal pct	.442	.490
3 POINT FG-ATT	55-143	41-92
3-point FG pct	.385	.446
3-pt FG made per game	11.0	8.2
FREE THROWS-ATT	53-67	43-59
Free throw pct	.791	.729
F-Throws made per game	10.6	8.6
REBOUNDS	119	138
Rebounds per game	23.8	27.6
Rebounding margin	-3.8	-
ASSISTS	52	53
Assists per game	10.4	10.6
TURNOVERS	37	74
Turnovers per game	7.4	14.8
Turnover margin	+7.4	-
Assist/turnover ratio	1.4	0.7
STEALS	49	16
Steals per game	9.8	3.2
BLOCKS	18	14
Blocks per game	3.6	2.8
ATTENDANCE	0	86171
Home games-Avg/Game	0-0	0-0
Neutral site-Avg/Game	-	5-17234

Date	Opponent	Score	Att.
# 03/14/19	vs Missouri	w 81-71	12720
# 03/15/19	vs South Carolina	w 73-64	16490
# 03/16/19	vs Florida	w 65-62	20933
# 03/17/19	vs Tennessee	w 84-64	19452
+ 03/21/19	vs New Mexico St.	w 78-77	16576

\* = Conference game  
 ! = Maui Invitational (Lahaina, Hawaii)  
 # = SEC Tournament (Nashville, Tenn.)  
 + = NCAA Tournament (Salt Lake City, Utah)

Score by Periods	1st	2nd	Totals
Auburn	162	219	381
Opponents	152	186	338