



2019 AUBURN BASEBALL

AUBURN ATHLETICS COMMUNICATIONS: 392 SOUTH DONAHUE DRIVE || AUBURN, AL 36849 || AUBURNTIGERS.COM || @AUBURN_BASEBALL

2019 SCHEDULE

Day	Date	Opponent	Time/Result
FRI.	FEB. 15	GEORGIA SOUTHERN (SECN+)	W, 11-2
SAT.	FEB. 16	GEORGIA SOUTHERN (SECN+)	L, 5-7 (13)
SUN.	FEB. 17	GEORGIA SOUTHERN	W, 4-3 (13)
TUE.	FEB. 19	ALABAMA A&M (SECN+)	W, 10-1
WED.	FEB. 20	ALABAMA A&M	W, 10-2
Fri.	Feb. 22	at UCF (UCFKnights.TV)	W, 4-1
Sat.	Feb. 23	at UCF (UCFKnights.TV)	L, 1-6
Sun.	Feb. 24	at UCF (UCFKnights.TV)	W, 13-9
FRI.	MAR. 1	CINCINNATI (SECN+)	W, 5-0
SAT.	MAR. 2	CINCINNATI (SECN+)	W, 5-0
SAT.	MAR. 2	CINCINNATI (SECN+)	W, 9-5
TUE.	MAR. 5	UT MARTIN (SECN+)	W, 15-9
WED.	MAR. 6	UT MARTIN (SECN+)	W, 2-0
FRI.	MAR. 8	UTSA (SECN+)	W, 6-0
SAT.	MAR. 9	UTSA	W, 5-0
SAT.	MAR. 9	UTSA	W, 8-3
Tue.	Mar. 12	at South Alabama (JagNation TV)	W, 6-2
FRI.	MAR. 15	#21 TENNESSEE* (SECN+)	W, 2-0
SAT.	MAR. 16	#21 TENNESSEE* (SECN)	W, 5-2
SUN.	MAR. 17	#21 TENNESSEE* (SECN+)	W, 5-3
Tue.	Mar. 19	at UAB (C-USA TV)	6:30 pm
Fri.	Mar. 22	at #5 Mississippi State (SECN+)	6:30 pm
Sat.	Mar. 23	at #5 Mississippi State (SECN+)	2:00 pm
Sun.	Mar. 24	at #5 Mississippi State (SECN+)	1:00 pm
Tue.	Mar. 26	vs. Alabama% (SECN)	6:00 pm
Fri.	Mar. 29	at #23 South Carolina (SECN+)	6:00 pm
Sat.	Mar. 30	at #23 South Carolina (SECN)	12:00 pm
Sun.	Mar. 31	at #23 South Carolina (SECN)	11:00 am
TUE.	APR. 2	GEORGIA TECH (SECN+)	6:00 pm
THU.	APR. 4	#10 ARKANSAS (ESPNU)	6:30 pm
FRI.	APR. 5	#10 ARKANSAS (SECN+)	6:00 pm
SAT.	APR. 6	#10 ARKANSAS (SECN+)	2:00pm
TUE.	APR. 9	JACKSONVILLE STATE (SECN+)	6:00 pm
Fri.	Apr. 12	at #22 Texas A&M (SECN+)	6:30 pm
Sat.	Apr. 13	at #22 Texas A&M (SECN+)	2:00 pm
Sun.	Apr. 14	at #22 Texas A&M (SECN+)	1:00 pm
Tue.	Apr. 16	at Georgia Tech (ACC Extra)	5:00 pm
THU.	APR. 18	#8 OLE MISS (SECN+)	6:00 pm
FRI.	APR. 19	#8 OLE MISS (SECN+)	6:00 pm
SAT.	APR. 20	#8 OLE MISS (SECN+)	1:00 pm
Tue.	Apr. 23	at Jacksonville State (ESPN+)	6:00 pm
Thu.	Apr. 25	at #2 Vanderbilt (ESPNU)	6:30 pm
Fri.	Apr. 26	at #2 Vanderbilt (SECN)	7:00 pm
Sat.	Apr. 27	at #2 Vanderbilt (SECN+)	12:00 pm
FRI.	MAY 3	ALABAMA (SECN+)	6:00 pm
SAT.	MAY 4	ALABAMA (SECN)	7:00 pm
SUN.	MAY 5	ALABAMA (SECN)	3:00 pm
TUE.	MAY 7	UAB (SECN+)	6:00 pm
FRI.	MAY 10	#11 GEORGIA (SECN+)	6:00 pm
SAT.	MAY 11	#11 GEORGIA (SECN+)	2:00 pm
SUN.	MAY 12	#11 GEORGIA (SECN+)	1:00 pm
TUE.	MAY 14	NORTH ALABAMA	6:00 pm
Thu.	May 16	at #13 LSU (SECN+)	6:30 pm
Fri.	May 17	at #13 LSU (SECN+)	7:00 pm
Sat.	May 18	at #13 LSU (SECN+)	2:00 pm

POSTSEASON

Tue.	May 21	SEC Tournament	TBA
Fri.	May 31	NCAA Regionals	TBA
Fri.	Jun. 7	NCAA Super Regionals	TBA
Sat.	Jun. 15	NCAA College World Series	TBA

Home games in **BOLD CAPS**

All home games at Plainsman Park | All times central % - 11th annual MAX Capital City Classic (Montgomery, Ala.)

Rankings reflect USA TODAY Coaches Poll



GAME 21

BIRMINGHAM, ALA. (Regions Field)



#12 AUBURN TIGERS (18-2, 3-0 SEC)

Head Coach: Butch Thompson (Birmingham-Southern, 1992)

Career Record: 160-96 (5th season) | Record at Auburn: 121-84 (4th season)

at



UAB BLAZERS (10-10, 0-3 C-USA)

Head Coach: Brian Shoop (Malone, 1980)

Career Record: 1,037-656-1 (29th season) | Record at UAB: 338-366 (13th season)

» QUICK HITTERS

- Auburn is riding a 13-game winning streak, which is tied for the second longest streak in the country and tied for the seventh longest streak in program history.
- The Tigers have outscored their opponents 86-33 during its winning streak.
- Auburn's 18-2 start is tied with the 1999 team for the third best 20-game start in program history.
- The Tigers started 19-1 a season ago, marking the first time in program history the team has started 18-2 or better in back-to-back seasons.
- The Tigers lead the country in ERA (2.02) and are tied for the national lead in shutouts (six) - all of which came in a 10-game span.
- Auburn also ranks in the top 10 in the country in walks allowed per nine innings (2.55), WHIP (1.02) and strikeout-to-walk ratio (3.81).
- The Tigers have struck out 202 batters through 20 games. It marks the second highest strikeout total through 20 games in the Stat Crew era (1993). The 1997 team struck out 238 batters through 20 games and went on to set the single-season record with 629 strikeouts.
- Auburn has stolen 37-of-41 bases this season, including 31 of its last 32 bases. The 11 stolen bases against Tennessee were the most in a weekend series in the Stat Crew era.

PITCHING MATCHUP

AUBURN

UAB

TUE | FR LHP Garrett Wade (3-0, 0.64) vs. R-SR RHP Tyler Gates (1-0, 4.60)

GAME INFO

Date: Tuesday, Mar. 19, 2019

Game Time: 6:30 pm CT

Site: Birmingham, Ala./ Regions Field (8,500)

TV: C-USA TV

Radio: WTGZ-93.9 FM | WQSI - 95.9 FM

Talent: Brit Bowen, J.J. Jackson

Live Stats: StatBroadcast.com

Twitter Updates: @AuburnBaseball

Postgame Recap: AuburnTigers.com

Series History: Auburn leads, 49-10

Auburn: Auburn leads 31-2

Birmingham: Auburn leads, 17-7

Neutral Site: Tied, 1-1

Last Meeting: Auburn won, 12-2, in Auburn (4/17/18)

Streak: W3

AUBURN

18-2, 0-0 SEC

Team Leaders

Batting Average:	JR IF Rankin Woley (.321)
Runs:	SO IF Edouard Julien (20)
2B:	JR IF Rankin Woley (6)
HR:	SO IF Edouard Julien (5)
RBI:	SO IF Edouard Julien (20)
Stolen Bases:	FR OF Kason Howell (10-11)

UAB

10-10, 0-3 C-USA

Head Coach: Brian Shoop (Malone, 1980)

Career: 1,037-656-1 (29th season)

at UAB: 338-366 (13th season)

Team Leaders

Batting Average:	RS JR OF Zack Davis (.379)
2B:	Three tied (6)
HR:	JR OF/IF Colton Schultz (4)
RBI:	JR OF/IF Colton Schultz (25)

POTENTIAL STARTING LINEUP

Pos.	#	Player	AVG	AB	R	H	2B	3B	HR	RBI	SB-SBA	BB
C	6	Matt Scheffler	.304	56	12	17	3	0	1	8	4-5	5
1B	4	Rankin Woley	.321	78	15	25	6	1	1	19	2-2	9
2B	9	Ryan Bliss	.219	73	15	16	3	1	1	11	5-5	11
3B	10	Edouard Julien	.299	67	20	20	3	0	5	20	2-2	17
SS	17	Will Holland	.243	70	14	17	3	0	0	5	9-10	16
LF	1	Judd Ward	.266	64	12	17	2	2	1	9	1-2	15
CF	16	Kason Howell	.294	68	13	20	4	0	0	14	10-11	8
RF	41	Steven Williams	.253	75	16	19	3	0	2	10	1-1	12
DH	24	Conor Davis	.288	66	9	19	3	0	2	8	1-1	3

AUBURN'S RECORD WHEN...

	2019	Under Thompson
Overall	18-2	121-84
SEC	3-0	42-51
Non-Conference	15-2	73-29
Postseason	0-0	9-8
Home	15-1	86-36
Away	3-1	24-40
Neutral	0-0	11-8
Current streak	W13	W13
Last 5 games	5-0	5-0
Last 10 games	10-0	10-0

Situational:

AU scores first	10-1	82-28
Opp. scores first	8-1	39-56
AU scores 4+ runs	16-1	108-34
AU scores 3 runs or less	2-1	13-50
AU leads after 7 innings	16-0	101-8
8 innings	18-0	117-6
AU trails after 7 innings	0-1	7-63
8 innings	0-2	2-67
Game tied after 7 innings	2-1	12-10
8 innings	0-0	1-8
Extra Innings	1-1	2-9
1-run games	1-0	23-25
2-run games	3-1	13-2
3-run games	2-0	15-12
Games decided by 5+ runs	9-1	61-24
vs. LH Starter	3-1	36-27
vs. RH Starter	15-1	83-57
More hits than opponent	10-0	88-14
Fewer hits than opponent	3-2	19-65
Hits are tied	5-0	12-6
AU has 10+ hits	7-0	72-31
Opp. has 10+ hits	5-1	29-53
Hit a home run	9-0	76-25
Opp. hits a home run	5-1	46-50
AU quality start	5-0	47-17
Opp. quality start	5-0	14-35
AU commits no errors	7-0	49-20
Opp. commits no error	5-0	30-43

By Day:

Sunday	3-0	18-16
Monday	0-0	0-2
Tuesday	3-0	26-11
Wednesday	2-0	10-2
Thursday	0-0	4-8
Friday	5-0	30-17
Saturday	5-2	32-27
Day Games (first pitch before 6 p.m.)	11-1	70-46
Night Games (first pitch after 6 p.m.)	7-1	51-38
Doubleheaders	4-0	16-8

By Month:

February	6-2	26-7
March	12-0	48-20
April	0-0	26-25
May	0-0	14-27
June	0-0	6-4

By Jersey:

White	6-0	39-15
Blue	2-1	18-15
Orange	5-0	27-14
Gray	2-0	12-25
Pinstripes	3-1	15-11
Blue/Camo Hat	0-0	1-1
Cream Throwback	0-0	8-2

UNIVERSITY INFORMATION

Location	Auburn, Ala.
Enrollment	29,776
Founded	October 1, 1856
Nickname	Tigers
Colors	Burnt Orange and Navy Blue
President	Dr. Steven Leath
Athletics Director	Allen Greene
Conference	Southeastern (SEC West)
Stadium / Capacity	Samford Stadium-Hitchcock Field at Plainsman Park / 4,096
Ticket Office Phone	855-282-2010

BASEBALL COACHING / SUPPORT STAFF

Head Coach	Butch Thompson (Birmingham-Southern, 1992)
Record at Auburn / Seasons	121-84 (.590) / 4th
Career Coaching Record / Seasons	160-96 (.625) / 5th

Assistant Coach	Karl Nonemaker (Vanderbilt, 2002)
Assistant Coach	Gabe Gross (Auburn, 2012)
Volunteer Assistant	Steve Smith (Baylor, 1986)

Athletic Admin.	Randall Dickey (Ouachita Baptist, 1983)
Player Development & Data Analyst	Blake Beck (Troy, 2014)
Athletic Trainer	Anthony Sandersen (South Dakota State, 2004)
Strength & Conditioning	Chris Joyner (Minnesota State - Mankato, 2001)

PROGRAM HISTORY

Modern Era Program Record (since 1949)	1,930-1,317-4 (.594)
College World Series Appearances / Last	4 / 1997
College World Series Record	3-8 (.273)
NCAA Regional Appearances / Last	21 / 2018
NCAA Regional Record	48-45 (.516)
NCAA Super Regional Appearances / Last	2 / 2018
NCAA Super Regional Record	1-4 (.200)
Last Postseason Opponent	Florida / 2018
Result	Gainesville (Fla.) Super Regional Lost, 3-2

POSTSEASON HISTORY

College World Series Appearances: 4 (1967, 1976, 1994, 1997)

Super Regional Appearances: 2 (1999, 2018)

NCAA Regional Appearances: 21 (1963, 1967, 1976, 1978, 1987, 1989, 1993-95, 1997-2003, 2005, 2010, 2015, 2017, 2018)

NCAA Regional Titles: 6 (1967, 1976, 1994, 1997, 1999, 2018)

MEDIA RELATIONS

Baseball Contact: George Nunnelley, Asst. Director - Athletics Comm.
Cell: 502-609-9982
Email: gnnunnelley@auburn.edu
Twitter: @gnunnelley
Associate AD: Kirk Sampson

2019 AUBURN BASEBALL ROSTER

No.	Name	Pos.	Cl.	B/T	Ht.	Wt.	Exp.	Hometown (Previous School)
1	Judd Ward	OF	So.	L/R	6-1	195	1L	Russellville, Ala. (Russellville)
2	Everett Lau	IF/OF	Jr.	L/R	5-10	185	JC	Oahu, Hawaii (College of San Mateo)
3	Devin Warner	OF/IF	Fr.	S/R	6-3	205	HS	Cartersville, Ga. (Cartersville)
4	Rankin Woley	IF	Jr.	R/R	6-0	210	JC	Atlanta, Ga. (Chattahoochee Valley)
5	Jarrett Eaton	OF	Fr.	L/R	5-9	162	HS	Mobile, Ala. (St. Paul's Episcopal)
6	Matt Scheffler	C	Jr.	R/R	6-2	190	JC	Kirkland, Wash. (Pierce)
7	Ed Johnson	IF	Fr.	R/R	6-1	175	HS	Trussville, Ala. (Hewitt-Trussville)
8	Bailey Horn	LHP	R-So.	L/L	6-2	212	JC	West, Texas (McLennan)
9	Ryan Bliss	IF	Fr.	R/R	5-9	165	HS	LaGrange, Ga. (Troup)
10	Edouard Julien	IF	So.	L/R	6-1	183	1L	Quebec City, Canada (Cardinal-Roy)
11	Chase Hall	C	R-Jr.	R/R	6-2	215	RS	Roanoke, Ala. (Southern Union)
12	Ryan Hoerter	RHP	So.	R/R	6-6	191	1L	Kenosha, Wisc. (Indian Trail)
13	Davis Daniel	RHP	Jr.	R/R	6-1	190	2L	Montgomery, Ala. (St. James)
14	Elliott Anderson	LHP	Jr.	L/L	6-3	212	2L	Cartersville, Ga. (Cartersville)
16	Kason Howell	OF	Fr.	R/R	6-0	185	HS	Argyle, Texas (Liberty Christian)
17	Will Holland	IF	Jr.	R/R	5-11	185	2L	Lawrenceville, Ga. (Collins Hill)
18	Brooks Fuller	LHP	Fr.	L/L	6-2	215	HS	Auburn Ala. (Auburn)
19	Brody Moore	IF	Fr.	R/R	6-0	185	HS	Oneonta, Ala. (Oneonta)
20	Cody Greenhill	RHP	So.	R/R	6-4	216	1L	Russellville, Ala. (Russellville)
21	Jackson Henderson	IF/OF	Jr.	R/R	6-0	175	JC	Selma, Ala. (Lurleen B. Wallace)
22	Ford Luttrell	RHP	R-Fr.	L/R	6-0	181	RS	Madison, Ala. (Bob Jones)
23	Peyton Glavine	LHP	So.	R/L	5-11	176	1L	Alpharetta, Ga. (Blessed Trinity Catholic)
24	Conor Davis	IF	Jr.	R/R	6-3	227	2L	Roswell, Ga. (Blessed Trinity Catholic)
25	Dawson Sweatt	LHP	Fr.	R/L	6-2	190	HS	Fayetteville, Ga. (Starr's Mill)
26	Troy Bearden	OF/C	Fr.	R/R	6-2	220	HS	Trussville, Ala. (Next Level Baseball Academy)
29	Carson Skipper	LHP	Fr.	L/L	6-3	195	HS	Trussville, Ala. (Hewitt-Trussville)
31	Blake Schilleci	LHP	Sr.	L/L	5-10	198	1L	Birmingham, Ala. (Wallace-Hanceville)
32	Tanner Burns	RHP	So.	R/R	6-0	205	1L	Decatur, Ala. (Decatur)
33	Will Morrison	RHP	Fr.	R/R	6-2	180	HS	Cullman, Ala. (Cullman)
36	Kyle Gray	LHP	R-Jr.	L/L	5-10	205	JC	Austin, Texas (Blinn)
37	Ryan Watson	RHP	Jr.	R/R	6-5	215	2L	Auburn, Ala. (Auburn)
38	Brett Olson	IF	R-Sr.	L/L	6-2	225	1L	Newport Beach, Calif. (Corona Del Mar)
40	Garrett Wade	LHP	Fr.	L/L	6-2	205	HS	Hartselle, Ala. (Hartselle)
41	Steven Williams	OF/C	So.	L/R	6-3	216	1L	Albany, Ga. (Deerfield-Windsor)
43	Richard Fitts	RHP	Fr.	R/R	6-3	185	HS	Helena, Ala. (Helena)
44	Jack Owen	LHP	So.	L/L	6-2	174	1L	Aliso Viejo, Calif. (J Serra)

COACHES & STAFF

30	Butch Thompson	Head Coach	Fourth Year
35	Karl Nonemaker	Assistant Coach	Second Year
39	Gabe Gross	Assistant Coach	Second Year
34	Steve Smith	Volunteer Assistant Coach	Second Year
	Greg Drye	Director of Operations	Fourth Year
	Randall Dickey	Athletic Administrator	Fifth Year
	Anthony Sandersen	Athletic Trainer	Second Year
	Blake Beck	Player Development & Data Analyst	Third Year
	Chris Joyner	Strength & Conditioning	First Year

PRONUNCIATION GUIDE

Ryan HOERTER HOR-ter
 EDOUARD JULIEN ED-whah joo-lee-EN
 Everett LAU Rhymes with 'now'
 Ford LUTTRELL LUH-trull
 Blake SCHILLECI sha-LAY-see
 Rankin WOLEY WOE-lee

30 BUTCH THOMPSON HEAD COACH

THE AUBURN SKIPPER

- Seven College World Series appearances / 16 postseason appearances
- 2013 National Runner-up (Mississippi State)
- 2001 National Champion (Birmingham-Southern)
- 2014 Baseball America/ABCA National Assistant Coach of the Year
- 2006 FCA Coach of the Year
- Coached 14 pitchers who went on to pitch in the Major Leagues
- Recruited and coached 29 pitchers who were drafted out of college that weren't drafted out of high school

Butch Thompson enters his fourth season at the helm of the program in 2019. Thompson, who spent three seasons as an assistant coach and recruiting coordinator at Auburn from 2006-08, returned to the Plains after seven seasons at Mississippi State as both associate head coach and pitching coach.

Butch Thompson was named Auburn's head baseball coach on October 22, 2015 and enters his fourth season with the Tigers in 2019.

Thompson, who spent three seasons as an assistant coach and recruiting coordinator at Auburn from 2006-08, returned to The Plains after seven seasons at Mississippi State as both associate head coach and pitching coach.

Widely regarded as one of the premier pitching coaches in the country, he has seen 14 of his former pitchers make their Major League Baseball debuts, including eight since 2014. Thompson has also turned 29 pitchers who went undrafted out of high school into MLB draft picks.

Thompson had three pitchers drafted in the first 11 rounds in 2014 and five pitchers drafted, including three in the top 10 rounds, in 2013. He added a first-round selection in the 2016 draft, a third-round pick in Keegan Thompson in 2017 and the first No. 1 overall pick in program history in Casey Mize in 2018.

Along with his pitching pedigree, Thompson is also considered one of the top recruiters in the country. Since 2003, he has secured 12 recruiting classes that were ranked in the top 10 by either Baseball America or Perfect Game, including the No. 5 signing class in 2017 and a program record No. 4 class in 2018. His classes signed from 2006-08 at Auburn each ranked in the top 18 nationally, including the No. 5 class in 2008.

A native of Amory, Miss., Thompson has coached 26 Division I All-Americans and 38 all-conference performers. He has made 16 postseason appearances, including seven trips to the College World Series, and guided Birmingham-Southern to a NAIA National Championship in 2001 and was a national runner-up at Mississippi State in 2013.

Thompson was named the 2006 Fellowship of Christian Athletes SEC Coach of the Year while at Auburn and the 2014 Baseball America and American Baseball Coaches Association (ABCA) National Assistant Coach of the Year while at Mississippi State.

Thompson has already made his mark in his first three seasons at Auburn as he became the fourth head coach in program history to notch his 100th win in his third season at the helm. Thompson has guided the Tigers to a 103-82 overall record and has taken the team to back-to-back NCAA regionals for the first time in 15 years. After tying the 2010 team for the most wins (43) in a season since 1999 and advancing to its first super regional since that same season, Auburn's 2018 team finished the year ranked No. 9 by USA TODAY, marking the program's highest ranking to end a season since 1998.

In seven seasons at MSU, Thompson made four NCAA regional trips, two Super Regionals, won the SEC Tournament and advanced to the College World Series finishing as NCAA runner-up in 2013. In three of the last four seasons, the Bulldogs' staff ERA finished no higher than 3.06. Thompson's 2013 pitching staff was one of two nationally to finish in the top 15 in ERA, strikeouts per nine innings and hits allowed per nine innings.

In addition to his experience at Auburn and Mississippi State, Thompson also spent five seasons at Georgia from 2002-05, including a trip to the College World



Series in 2004. While there he guided the development of future Major Leaguers Josh Fields, Mitchell Boggs and Brooks Brown.

Thompson launched his coaching career as pitching coach and top assistant at Huntingdon College (Ala.) in 1993, before returning to his alma mater in Birmingham, where he helped lead the Panthers to back-to-back Southern States Conference championships and in 1995 coached BSC to its first NAIA World Series berth.

Thompson left BSC briefly to serve as head coach at Jefferson State Community College in Birmingham in 1997. While at JSCC, he was honored as the Regional Tournament Coach of the Year, the ABCA Alabama Junior College Coach of the Year and the Southeast Region Coach of the Year after guiding JSCC to a 39-21 mark, the AJCAA Region 22 State Championship and a third-place finish in the NJCAA Division II World Series.

He returned to Birmingham-Southern as top assistant the following season, beginning a four-year run during the most successful span in BSC baseball history. The Panthers won 196 games, four TranSouth Conference Championships and made three-consecutive appearances in the NAIA World Series. BSC's 2001 team posted a school-best 55-11 mark and captured the NAIA National Championship.

In 2002, Thompson joined the SEC baseball coaching fraternity as a pitching coach and recruiting coordinator at Georgia and has been a part of the league for the past 17 seasons.

Thompson currently serves as the large-school representative for the Alabama Baseball Coaches Association and is an All-American committee member representing the South region for the ABCA.

Thompson prepped at Amory (Miss.) High School and later starred as a pitcher at Itawamba (Miss.) Community College from 1989-90. On Oct. 25, 2014, Thompson was inducted into the ICC Athletic Hall of Fame.

He earned a bachelor's degree in history at BSC in 1992 and completed a master's degree in sports administration at UAB in 1996. He is married to the former Robin Ashe of Birmingham, Ala., and they are the parents of three daughters --- Anna, Olivia and Madelyn Gail.

NATIONAL POLLS

NEWS & NOTES

BASEBALL AMERICA

Mar. 18

1. UCLA
2. Mississippi State*
3. Stanford
4. Texas
5. Vanderbilt*
6. N.C. State
7. Oregon State
8. North Carolina
9. Florida
10. Louisville
11. Georgia*
12. LSU*
13. Texas Tech
14. East Carolina
15. Arkansas*
- 16. AUBURN**
17. Texas A&M*
18. Ole Miss*
19. Coastal Carolina
20. Arizona State
21. Florida State
22. UC Irvine
23. Michigan
24. South Carolina*
25. Clemson

D1 BASEBALL

Mar. 18

1. UCLA
2. Mississippi State*
3. Stanford
4. Louisville
5. Georgia*
6. N.C. State
7. Oregon State
8. Vanderbilt*
9. Texas
10. LSU*
11. Arkansas*
- 12. AUBURN**
13. Texas A&M*
14. Florida
15. Arizona State
16. North Carolina
17. Coastal Carolina
18. Ole Miss*
19. Texas Tech
20. East Carolina
21. Florida State
22. TCU
23. UC Irvine
24. Michigan
25. Oklahoma

USA TODAY

Mar. 18

1. UCLA
- T2. Oregon State
- T2. Stanford
4. Mississippi State*
5. N.C. State
6. Vanderbilt*
7. Louisville
8. Georgia*
9. Arkansas*
10. Arizona State
11. LSU*
- 12. AUBURN**
13. North Carolina
14. Florida
15. Texas
16. Coastal Carolina
17. Texas Tech
18. Texas A&M*
19. Florida State
20. Ole Miss*
21. East Carolina
22. Tennessee*
23. Clemson
24. Michigan
25. Oklahoma

NCBWA

Mar. 18

1. UCLA
2. Mississippi State*
3. Stanford
4. Oregon State
5. Vanderbilt*
6. Georgia*
7. Louisville
8. Arkansas*
9. LSU*
10. N.C. State
11. Texas
12. Arizona State
13. Texas Tech
- 14. AUBURN**
15. North Carolina
16. Florida
17. Florida State
18. Coastal Carolina
19. Texas A&M*
20. Ole Miss*
21. East Carolina
22. Michigan
23. UC Irvine
24. TCU
25. Clemson
26. Oklahoma
27. Tennessee*
28. UC Santa Barbara
29. Baylor
30. Illinois

PERFECT GAME

Mar. 18

1. UCLA
2. Mississippi State*
3. Stanford
4. Oregon State
5. Louisville
6. Vanderbilt*
- 7. AUBURN**
8. N.C. State
9. North Carolina
10. Arkansas*
11. Texas
12. Georgia*
13. Florida
14. LSU*
15. Ole Miss*
16. East Carolina
17. Texas A&M*
18. Texas Tech
19. Coastal Carolina
20. TCU
21. Arizona State
22. Florida State
23. UC Irvine
24. UConn
25. Oklahoma

COLLEGIATE BASEBALL

Mar. 18

1. N.C. State
2. Mississippi State*
3. UCLA
4. Oregon State
5. Arizona State
6. Vanderbilt*
7. LSU*
8. Stanford
9. Georgia*
10. Arkansas*
11. Coastal Carolina
- 12. AUBURN**
13. Florida
14. Florida State
15. Louisville
16. North Carolina
17. Texas
18. Texas Tech
19. Texas A&M*
20. Clemson
21. East Carolina
22. UC Santa Barbara
23. Illinois
24. UC Irvine
25. Oklahoma
26. Baylor
27. San Diego
28. Ole Miss*
29. Miami
30. Michigan

AUBURN IN THE POLLS

BA D1 CB NC PG USA

Pre.	17	22	23	19	15	20
2/18	18	22	26	22	15	--
2/25	18	21	29	22	15	--
3/4	17	19	27	18	15	18
3/11	17	18	23	17	15	17
3/18	16	12	12	14	7	12

UP NEXT

• Auburn goes on the road for the first time in conference play and squares off with No. 4 Mississippi State in Starkville, Miss. The series begins Friday at 6:30 p.m. CT at Dudy Noble Field.

SCOUTING THE BLAZERS

• UAB comes in at 10-10 after being swept on the road against Western Kentucky to open Conference USA play.
 • Auburn is the third SEC West opponent UAB plays this season. The Blazers were swept in a three-game series against Ole Miss and dropped midweek contest against Mississippi State and Alabama.
 • Offensively, the Blazers are hitting .276 and are led by redshirt junior infielder Zack Davis's .379 clip. Junior outfielder Colton Schultz leads the team in home runs (four), RBI (25), hits (28) and total bases (47).
 • Redshirt freshmen outfielder Jess Davis currently leads the country in stolen bases. The Kansas City, Mo., native has swiped 26 bags on 29 attempts.

SHUTTING 'EM OUT

• Auburn is tied for the national lead with six shutouts this season, all of which came in a 10-game span, and the team's 2.02 ERA leads the country.
 • The Tigers six shutouts are already one more than the team turned in last season and the sixth most in a single-season in program history. The single-season record is nine in 1988.
 • The pitching staff has't allowed more than two earned runs in the last eight games dating back to Mar. 5.
 • The Tigers didn't allow a run in 33.1 innings from Mar. 6-9, marking a program record in the category.

SHOVING IT IN THE STRIKE ZONE

• Auburn's pitching staff also ranks in the top 10 in walks allowed per nine innings (2.55; 5th), strikeout-to-walk ratio (3.81; 6th) and WHIP (1.02; 6th).
 • Starting pitchers have struck out 115 batters and issued 19 walks in 88.2 innings of work this season.
 • The team has walked just two batters in a three-game series on two occasions this season. The two walks issued against Cincinnati and UTSA are the fewest walks issued in a series since 1995.

PUTTING 'EM IN MOTION

• Auburn has stolen 37-of-41 bases this season and ranks 21st in the country in the category.
 • The Tigers stole 26 straight bases this season and are 31 for the last 32.
 • The team's six stolen bases in the series finale vs. Tennessee were the most since 2016, and the 11 stolen bases in the series were the most in a series in the Stat Crew era (1993). They were also the most in a three-game span since 2012.
 • The 37 stolen bases are the most through 20 games since the team stole 53 bases in the first 20 games of 2012. The total is also just 13 shy of the team's total in 66 games a season ago.
 • Eleven plays, including all nine members of Auburn's regular starting lineup, have stolen a base this season.

WORTH THE WADE

- Garrett Wade has made back-to-back midweek starts and has allowed just one run on three hits with 16 strikeouts in 10.0 innings pitched in the last two weeks.
- Wade has struck out 21 batters in 14.0 innings this season and is holding opponents to a .128 batting average.

WINNING STREAKS

- Auburn's 13-game winning streak is tied for the second longest in the country and tied for the seventh longest in program history.
- A win Tuesday would tie the Tigers for the fifth longest winning streak in program history (1995, twice).
- The program's longest winning streak stands at 17 straight games to start the 1997 season.

TB&J

- Sophomore pitchers Tanner Burns and Jack Owen are a combined 6-0 with a 0.43 ERA this season.
- The duo has turned in a 0.61 WHIP and have struck out 81 batters while issuing just seven walks in 52.1 innings.
- Burns and Owen have allowed just one earned run in their last 46.0 combined innings pitched.
- They earned back-to-back SEC Pitcher of the Week honors after turning in the only two complete-game shutouts in the SEC this season.
- Burns and Owen also rank first and second in the SEC in ERA and WHIP this season.

THE DOCTOR WILL SEE YOU NOW

- Burns was named the SEC Pitcher of the Week, the NCBWA and Perfect Game/Rawlings National Pitcher of the Week, and the Golden Spikes Award Performer of the Week after tossing a complete-game shutout and matching the Auburn single-game record with 15 strikeouts vs. Cincinnati on Mar. 1.
- Burns hasn't allowed a run and has 34 strikeouts and just two walks in his last three starts and 22.2 IP. He is just an inning shy of tying Keegan Thompson's consecutive scoreless inning streak.
- In his last nine starts dating back to last season, Burns is 6-0 with a 1.23 ERA (8 ER in 58.1 IP).

TAKING THE NEXT STEP

- Owen made it back-to-back SEC Pitchers of the Week for the Tigers after turning in a complete-game shutout vs. UTSA on Mar. 9.
- Owen needed just 98 pitches to get through the game, marking the fewest pitches in a complete-game effort since Keegan Thompson finished a game in 90 pitches in 2014.
- Owen didn't allow a run in 20.2 inning prior to last Saturday and set the program record with 28.2 innings without allowing an earned run dating back to last season.

CONSECUTIVE SCORELESS INNINGS

Name	Dates	IP
1. Jack Owen	5/22/18-3/16/19	28.2 #
2. John Powell	5/19-6/4/94	27.1 #
3. Keegan Thompson	5/15/15-3/10/17	25.0 #
4. Keegan Thompson	2/17-3/10/17	23.2 ^
5. Tanner Burns	3/1-pres.	22.2
6. Bryan Woodall	2/9-23/07	21.2 # ^
Chris Morrison	3/18-4/2/95	21.2 #
Joe Beckwith	2/26-3/17/96	21.0 ^
9. Jack Owen	2/23-3/17/19	20.2
10. Michael Nix	3/23-4/15/03	20.1

includes unearned runs | ^ to begin a season

BACK TO OUR WINNING WAYS

- Auburn has won 95 games dating back to the start of the 2017 season, and the team's 80 wins from 2017-18 marked the most wins since winning 87 games from 1999-2000.
- The Tigers 98 wins are tied with Texas A&M for the fourth most in the SEC during the span - Florida (116), Arkansas (110), LSU (106).

NON-CONFERENCE SUCCESS

- Auburn started the 2018 season 15-0, marking the second-best start in program history, and went 22-4 overall in non-conference play, including 11-1 on the weekend.
- Dating back to the 2017 season, the Tigers are 54-14 in the non-conference and 31-6 against non-conference foes on the weekend.

SEC OPENERS

- Auburn has won each of its last three SEC opening series and is 8-1 in the nine games.
- The Tigers have won all four SEC opening games under head coach Butch Thompson.

CONFERENCE SLATE

- Nine of Auburn's 10 SEC series are against teams that currently rank in the top 25 and eight of the team's conference series are against NCAA Regional teams from a year ago, including four NCAA Super Regional teams and two teams that advanced to the College World Series in Arkansas and Mississippi State.
- The Tigers five road trips in league play are to Mississippi State, South Carolina, Texas A&M, Vanderbilt and LSU. All Five teams made the 2018 NCAA Tournament and three - Mississippi State, South Carolina and Vanderbilt - advanced to a super regional.

WOAH-LEY

- Rankin Woley leads the team in batting average (.321), hits (25) and doubles (six) while rankings second in RBI (19) and tied for third on the team in runs (15).
- Woley was named a NJCAA First Team All-American in 2018 and set the Chattahoochee Valley single-season record for hits (93), doubles (27) and RBI (93).

IT'S GOTTA BE THE NUMBER

- Casey Mize and Tanner Burns have served as Auburn's ace in the last two seasons and have both worn jersey number 32.
- Here is a comparison of their stats through non-conference play:
Casey Mize (2018): 5-0, 1.93 ERA, 32.2 IP, 15 H, 3 BB, 51 K, .134 B/AVG
Tanner Burns (2019): 3-0, 0.54 ERA, 33.1 IP, 15 H, 5 BB, 48 K, .133 B/AVG

DYNAMIC BULLPEN DUO

- Cody Greenhill and Elliott Anderson have made a combined 17 relief appearances this season and have posted a combined 1.30 ERA in 34.2 innings pitched.
- Anderson didn't allow a run in his first 13.1 innings this season and 15.2 innings dating back to last season. He has struck out 24 batters in 19.0 innings pitched and is holding opponents to a .200 average.
- Greenhill, who was to the 2019 NCBWA Preseason Stopper of the Year watch list, leads the team with three saves and is holding hitters to a .204 average.

CANADIAN CRUSHER

- Edouard Julien drove in the game-tying and go-ahead runs in the bottom of the eighth inning vs. Tennessee Sunday and leads the team with 20 RBI this season.
- Julien broke Frank Thomas' freshman RBI record and led the SEC and all freshmen nationally with 69 RBI a season ago.
- He has recorded 22 HR and 89 RBI in his first 81 games at Auburn.

LATE-INNING LEAD

- Auburn is 16-0 when leading after seven and 18-0 when leading after eight this season.
- The Tigers are 101-8 when ahead after seven and 117-6 when ahead after eight under head coach Butch Thompson.
- Conversely, Auburn is 0-1 when trailing after seven and 0-2 when trailing after eight this season. The Tigers are 7-63 and 2-67, respectively, under Coach Thompson.

CORE POWER

- The Tigers return 41 home runs between the core trio of Julien (17), Will Holland (12) and Williams (12). The 41 home runs between the three players are the most among any returning trio in the SEC this season.
- Julien, Holland and Williams also drove in a combined 172 runs last season, totaling 16 more RBI than any other returning trio in the SEC this season.

WEALTH OF EXPERIENCE

- The team’s 43 returning home runs are the most since 2011 (62) and its 214 RBI are the most since 2016 (246).
- The Tigers also bring back 156 appearances, 25 wins, 362.0 innings pitched and 330 strikeouts. Those are the highest totals returning since 2016, 2014, 2014 and 2012, respectively.

THE GABE GROSS EFFECT

- In its first season under hitting coach Gabe Gross, Auburn set a program record for hit-by-pitches (84) and ranked in the top 10 in program history in a number of additional offensive categories.
 - Home runs: 73; 5th
 - Walks: 309; 5th
 - RBI: 423; 8th
 - Runs: 467; 8th
 - Extra-base hits: 201; 10th
 - Total bases: 977; 10th

PRESEASON RECOGNITION

- Burns and Holland garnered a wealth of preseason recognition, including becoming the first Auburn duo to be named to the Golden Spikes Award preseason watch list in the same season.
- Burns: Preseason First Team All-SEC, Golden Spikes Award preseason watch list, Second Team Preseason All-American by D1 Baseball, Third Team Preseason All-American by Collegiate Baseball.
- Holland: Golden Spikes Award preseason watch list, Second Team Preseason All-American by Perfect Game, Third Team All-American by D1 Baseball and NCBWA.

BIG LEAGUE TIGERS

- In 2018, former Auburn pitcher Trey Wingenter became the 51st player in Auburn history to appear in the Major Leagues. He made his debut for the New York Yankees on July 14. Cooper, who has since been traded to the Miami Marlins, joined Toronto’s Josh Donaldson and Los Angeles’ Grant Dayton as former Tigers in the big leagues last season. Dayton has also since been traded to the Atlanta Braves.

TIGERS IN THE DRAFT

- Auburn had seven players selected in the 2018 MLB Draft, including the program’s first No. 1 overall draft pick in Casey Mize.
- The seven players drafted were the most in a season since 2010 (11) and tied for the second most in program history.
- The Tigers have had multiple players drafted every year since 2006 and at least one player selected for 44 straight years, which is tied for the longest streak in the SEC.

TAKE ‘EM TO SCHOOL

- Auburn has 11 players on its team that chose to attend Auburn rather than sign a professional contract, including four freshmen from the 2018 draft in June.

Player	Year	Round	Team
Ryan Bliss	2018	30th	Boston
Tanner Burns	2017	37th	NY (AL)
Davis Daniel	2018	11th	Milwaukee
	2016	34th	Chicago (NL)
Peyton Glavine	2017	37th	LA (AL)
Ryan Hoerter	2017	36th	Pittsburgh
Kason Howell	2018	20th	Boston
Edouard Julien	2017	37th	Philadelphia
Garrett Wade	2018	38th	Tampa Bay
Devin Warner	2018	30th	Arizona
Ryan Watson	2016	39th	LA (NL)
Steven Williams	2017	35th	NY (AL)

THE LAST TIME...

BATTING SUPERLATIVES

5 hits in a game Anfernee Grier at Kennesaw St. [5-for-6] (4/12/16)
 6 hits in a game Tyler Johnstone vs. Elon [6-for-7, 2B, 3B] (2/25/05)

Reached base 6 times Edouard Julien vs. Alabama A&M [3-3, 1 BB, 2 HBP] (4/3/18)

4 runs in a game Will Holland at Alabama (G2 - 4/21/18)
 5 runs in a game Edouard Julien vs. Alabama A&M (4/3/18)
 6 runs in a game never

10-game hitting streak **Ryan Bliss, 10 games, (2/17-3/5/19)**
 15-game hitting streak Jonah Todd, 16 games, (4/8-5/7/17)
 20-game hitting streak A. Grier, 22 games, (5/31/15-3/22/16)
 25-game hitting streak Justin Fradejas, 27 games (3/23-5/7/10)
 30-game hitting streak Casey Dunn, 31 games (2/22 [G1]-4/15/97)

3 doubles in a game Jordan Ebert vs. Southern (2/26/16)
 4 doubles in a game Ken Dempsey vs. Georgia (1971)

2 triples in a game Jay Gonzalez vs. Alabama State (2/28/12)
 3 triples in a game never

2 home runs in one game **Edouard Julien vs. Alabama A&M (2/20/19)**
 3 home runs in one game Tony Caldwell at Kentucky (4/9/11)

7 RBI in a game Steven Williams vs. Longwood (2/17/18)
 8 RBI in a game Justin Bryant at Georgia (3/19/10)
 9 RBI in a game Hunter Morris at Georgia (3/21/10)
 10 RBI in a game Bob Berry vs. Huntington (4/15/82)

Grand slam home run Edouard Julien vs. #4 Ole Miss (5/23/18)
Inside-the-park home run **Edouard Julien vs. Georgia Southern (2/17/19)**
 HR to begin game Will Holland at #5 Ole Miss (5/12/18)
 Two HR in one inning Dan Glevenyak at Jacksonville State (8th) (5/7/13)
HR in consecutive at-bats **Edouard Julien vs. Alabama A&M (2/20/19)**
HR in three consecutive at-bats **Edouard Julien vs. Alabama A&M/UCF (2/20-22/19)**
HR in consecutive games **Steven Williams vs. at UCF vs. Cincinnati (2/24-3/1/19)**
 HR in three consecutive games Brendan Venter (5/5-7/18)
 HR in three consecutive SEC games Trent Mummey (4/17-23/10)
 HR in four consecutive games Joseph Sanders (5/10-15/08)
 HR in four consecutive SEC games Mike Bianucci (5/2-9/08)
 HR in five consecutive games Tim Lemons (4/6-10/85)
 Walk-off HR Conor Davis vs. #6 South Carolina (4/2/17)
 Pinch-hit HR Edouard Julien vs. BYU (G1 - 3/3/18)
 Pinch-hit grand slam Edouard Julien vs. BYU (G1 - 3/3/18)
 HR in first at-bat of season Steven Williams vs. Longwood (2/17/18)
 HR in both games of DH Dylan Ingram at #7 Mississippi St. (4/29/17)

Hit for the cycle Clete Thomas [3B, 1B, 1B, HR, 2B] vs. Arkansas (4/3/05)

Hit from both sides of plate in same inning Damon Haecker [5th inn.] vs. Jacksonville St. (3/15/17)
 Two hits in same inning Josh Anthony [HR, 2B] vs. Army (6/2/18)

Stole home Justin Hargett vs. Davidson (Grn 2) [4th] (3/3/10)
Stole two bases in a game **Will Holland/Kason Howell vs. #21 Tennessee (3/17/19)**
 Stole three bases in a game Anfernee Grier vs. Southern (2/26/16)

Hit by a pitch 2+ times in a game **Edouard Julien vs. UT Martin (2) (3/5/19)**
 Hit by a pitch 3+ times in a game Dan Glevenyak at Alabama (4) (4/11/14)

Scored 20 or more runs 20 at Alabama (G2 - 4/21/18)
 Scored 25 or more runs 25 vs. Longwood (2/17/18)
 Scored 30 or more runs 32 vs. Troy (3/2/94)

Scored 5 runs in an Inning **5, vs. UTSA (1st) (3/9/19)**
 Scored 6 runs in an Inning 6, at Alabama (6th) (4/20/18)
 Scored 7 runs in an Inning 7, vs. #17 Vanderbilt (5th) (5/6/18)
 Scored 8 runs in an Inning 8, vs. Texas A&M (8th) (3/17/18)
 Scored 9+ runs in an Inning 9, vs. Army (5th) (6/2/18)
 Scored 10+ runs in an Inning 11, at Alabama (8th) (G1 - 4/21/18)
 Recorded 10+ hits in an Inning 11, vs. Furman (5th) (2/12/00)
 Scored in every inning vs. Coppin State (3/18/14)

Recorded 15 or more hits **18, vs. UT Martin (3/5/19)**
 Recorded 20 or more hits 20, vs. BYU (G1 - 3/3/18)

Hit 3 or more home runs in an inning 3, vs. Northeastern (6th) (G1 - 3/10/18)
Hit 3 or more home runs in a game **3, at UCF (2/24/19)**
 Hit 5 or more home runs in a game 6, vs. Northeastern (G1 - 3/10/18)
 Hit 7 or more home runs in a game 7, vs. Mississippi State (5/8/10)
 Hit back-to-back home runs J. Anthony & W. Holland vs. Army (5th) (6/2/18)
 Hit back-to-back-to-back home runs B. Fletcher, H. Morris & K. Patterson vs. Mississippi State (5th) (5/8/10)

Had 5+ doubles 5, vs. N.C. State (6/3/18)
 Had 6+ doubles 6, vs. Georgia Tech (3/13/18)
 Had 7+ doubles 8, vs. BYU (G1 - 3/3/18)
 Had 8+ doubles 8, vs. BYU (G1 - 3/3/18)
 Had 9+ doubles vs. Tennessee (10) (5/15/10)

Stole 5+ bases in a game 5, vs. Bethune-Cookman (5/6/14)
 Stole 6+ bases in a game 6, vs. #21 Tennessee (3/17/19)
 Stole 7+ bases in a game 7, vs. Presbyterian (5/8/12)
 Stole 8+ bases in a game 8, vs. Alcorn State (2/22/12)

Walked 10+ times 13, vs. Alabama A&M (4/3/18)
 Did not strike out in a game vs. Belmont (3/11/12)

PITCHING SUPERLATIVES

INDIVIDUAL
 Nine-inning no-hitter Casey Mize vs. Northeastern (3/9/18)
 Nine-inning no-hitter (combined) Mike Mueller [2.0], Lee Carter [1.0], Brandon Channell [1.0], Reid Price [1.0], Andrew Skinner [1.0], Arnold Hughey [1.0], Ken Clayton [1.0], Cory Duettt [0.2], Sean Jones [0.1] vs. UAB (3/19/02)

Seven-inning no-hitter Jason Johnson vs. LaGrange College (4/30/91)

Nine-inning perfect game Eric Brandon vs. Murray State (3/2/02)
 Seven-inning perfect game Jason Johnson vs. LaGrange College (4/30/91)

Nine-inning one-hitter (individual) Keegan Thompson vs. Presbyterian (3/1/14)
 Nine-inning one-hitter (combined) Justin Camp [6.2], Terrance Dedrick [1.1], Jay Wade [0.2], Rocky McCord [0.1], at Kennesaw St. (3/11/14), Kevin Davis [3.2], Jacob Milliman [1.1], vs. Radford (2/22/15)

Five-inning one-hitter Kevin Davis [3.2], Jacob Milliman [1.1], vs. Radford (2/22/15)

Nine-inning two-hitter **Tanner Burns [9.0] vs. Cincinnati (3/1/19)**

Complete game **Jack Owen vs. UTSA (3/9/19)**
Complete game shutout **Jack Owen vs. UTSA (3/9/19)**
 Consecutive complete games K. Thompson vs. Arkansas & LSU (4/4 & 4/11/15)

Struck out 10 batters **10 by Tanner Burns vs. UTSA (3/8/19)**
 Struck out 11 batters 11 by Casey Mize vs. Army (6/2/18)
 Struck out 12 batters 12 by Casey Mize at Kentucky (3/23/18)
 Struck out 13 batters 13 by Casey Mize vs. Texas A&M (3/16/18)
Struck out 15 batters **15 by Tanner Burns vs. Cincinnati (3/1/19)**

TEAM
Struck out 15 batters **Garrett Wade [8], Kyle Gray [1], Will Morrison [1], Carson Skipper [5] vs. UT Martin (3/6/19)**
Struck out 16 batters **Garrett Wade [8], Kyle Gray [2], Elliott Anderson [6] at South Alabama (3/12/19)**
Struck out 17 batters **Carson Skipper [8], Elliott Anderson [2], Will Morrison [5], Blake Schilleci [2] vs. Alabama A&M (2/19/19)**

Struck out 15 batters consecutive games vs. Ga State, at Missouri (4/5-7/16)
Shut out an opponent **2-0 vs. #21 Tennessee (3/15/19)**
Consecutive shutouts **6-0 vs. UTSA / 5-0 vs. UTSA (3/8-9/19)**
Three straight shutouts **2-0 vs. UT Martin / 6-0 vs. UTSA / 5-0 vs. UTSA (3/6-9/19)**
Shut out an SEC opponent **2-0 vs. #21 Tennessee (3/15/19)**
 Shut out an SEC opponent on the road 5-0 at Alabama (G1 - 4/21/18)
 Consecutive SEC shutouts 5-0 and 4-0 at Miss. State (3/27-28/15)
 Consecutive SEC shutouts on the road 5-0 and 4-0 at Miss. State (3/27-28/15)
 Was shut out 7-0 vs. #4 Ole Miss (5/25/18)
 Was held to one hit vs. #24 Missouri (4/1/18)
 Was no hit vs. #13 Arkansas (5/25/17)

FIELDING SUPERLATIVES
 2 errors in a game Josh Anthony vs. Texas A&M (3/17/18)
 3 errors in a game Luke Jarvis vs. Presbyterian (3/11/17)
 4 errors in a game Brett Burnham at Alabama (4/5/00)

3 double plays turned in a game vs. Alabama A&M (4/3/18)
 4 double plays turned in a game vs. Georgia Tech (4/4/17)
 5 double plays turned in a game never

Triple play (Auburn) vs. Memphis (5/22/78)
 Triple play (Opponent) at Florida [4th] (3/15/08)

Threw a runner out at HP to end game Will Holland vs. Presbyterian (3/12/17)

MISC. SUPERLATIVES
Won 10 or more consecutive games **13 (2/24-present)**
Won 12 or more consecutive games **13 (2/24-present)**
 Won 15 or more consecutive games 15 (2/16-3/10/18 [G1])
 Won 8 or more consecutive SEC games 9 (4/1-21/95)
 Lost 5 or more consecutive games 7 (5/6-5/13/17)

Home winning streak 21 (1964-66)
 Road winning streak 14 (1967/1995)
 Season-opening winning streak 17 (2/7-3/5/97)

Extra-innings victory **4-3, 13 innings vs. Georgia Southern (2/17/19)**
 Extra-innings loss 8-7, 10 innings at #16 Florida State (6/4/17)

Swept a 3-game series **vs. #21 Tennessee (3/15-17/19)**
 Swept a road series at Alabama (4/20-21/18)
 Swept a road SEC series at Alabama (4/20-21/18)
Swept a SEC series **vs. #21 Tennessee (3/15-17/19)**
 Swept a 4-game series Maine (2/15-17/13)
Swept a doubleheader **vs. UTSA (3/9/19)**

Allowed 3 runs or fewer in a series **3 vs. UTSA (3/8-9/19)**
 Allowed 3 runs or fewer in a SEC series 3 vs. Miss. State (3/27-29/15)
Allowed 4 runs or fewer in a series **3 vs. UTSA (3/8-9/19)**
 Allowed 4 runs or fewer in a SEC series 4 vs. Georgia (4/23-25/15)
 Allowed 3 runs or fewer in a road series 3 vs. Miss. State (3/27-29/15)
 Allowed 3 runs or fewer in a SEC road series 3 vs. Miss. State (3/27-29/15)

Overcome a deficit of 7+ runs 7 runs, [7-0, 12-8] vs. Florida A&M (2/22/17)

Won a 1-0 game vs. Mercer (5/30/15) [NCAA Regional]
 Lost a 1-0 game vs. Ohio State (2/15/14)

Walk-off win **vs. Georgia Southern (13 inn.) (2/17/19)**
 Walk-off loss at #1 Florida (11 inn.) (6/11/18)

HITTER PROFILES

9 • RYAN BLISS IF

5-9 • 165 • FR • LaGrange, Ga. • Troup County

- Went on a season-high 10-game hitting streak (2/17-3/5)
- Drafted in the 30th rd of the 2018 MLB Draft by Boston

CAREER STATISTICS

YEAR	AVG	GP-GS	AB	R	H	2B	3B	HR	RBI	SB-A
2019	.219	20-20	73	15	16	3	1	1	11	5-5

SEASON HIGHS

At Bats: 5, three times
Runs: 2, three times
Hits: 2, three times
Doubles: 1, three times
HR: 1, vs. Cincinnati (3/2)
RBI: 2, four times

24 • CONOR DAVIS IF

6-3 • 227 • JR • Roswell, Ga. • Blessed Trinity

- Leads the team with a .368 average the last five games
- Matched his career high with his second HR of the season vs. UT Martin (3/6)

CAREER STATISTICS

YEAR	AVG	GP-GS	AB	R	H	2B	3B	HR	RBI	SB-A
2017	.282	52-38	163	22	46	11	0	1	29	1-4
2018	.268	53-47	164	26	44	9	0	2	34	3-6
2019	.288	17-16	66	9	19	3	0	2	8	1-1
TOTAL	.277	122-101	393	57	109	23	0	5	71	5-11

CAREER HIGHS

At Bats: 8, vs. Alabama (5/7/17)
Runs: 3, vs. Longwood (2/17/18)
Hits: 3, four times
Doubles: 2, at Texas A&M (4/9/17)
HR: 1, five times
RBI: 5, vs. Vanderbilt (5/6/18)

SEASON HIGHS

At Bats: 5, three times
Runs: 2, at UCF (2/24)
Hits: 2, six times
Doubles: 1, three times
HR: 1, two times
RBI: 2, two times

11 • CHASE HALL C

6-2 • 215 • R-JR • Roanoke, Ala. • Southern Union

- Recorded his first hit and drove in a pair of runs vs. Alabama A&M last Tuesday (2/19)

CAREER STATISTICS

YEAR	AVG	GP-GS	AB	R	H	2B	3B	HR	RBI	SB-A
2019	.154	5-4	13	0	2	1	0	0	2	0-0

SEASON HIGHS

At Bats: 5, vs. AAMU (2/19)
Hits: 1, two times
Doubles: 1, vs. AAMU (2/19)
RBI: 2, vs. AAMU (2/19)

21 • JACKSON HENDERSON IF

6-0 • 175 • JR • Selma, Ala. • Lurleen B. Wallace

- Scored the game-tying run in the bottom of the ninth inning in game two vs. Georgia Southern (2/16)

CAREER STATISTICS

YEAR	AVG	GP-GS	AB	R	H	2B	3B	HR	RBI	SB-A
2017*	.356	31	59	16	21	1	1	0	6	3-5
2018*	.242	49	124	23	30	8	0	1	14	8-8
2019	.000	3-0	1	1	0	0	0	0	0	0-0

CAREER HIGHS

At Bats: 4, seven times*
Runs: 3, at Huntingdon (4/21/18)*
Hits: 3, at Wallace-Selma (3/8/18)*
Doubles: 1, nine times*
RBI: 4, Enterprise State (4/21/18)*
 *JUCO

SEASON HIGHS

At Bats: 1, vs. AAMU (2/19)
Runs: 1, vs. GS (2/16)
Hits: --
Doubles: --
RBI: --

17 • WILL HOLLAND IF

5-11 • 185 • JR • Lawrenceville, Ga. • Collins Hill

- Scored the game-winning run in the series finale vs. Tennessee (3/17)
- Named a preseason All-American and member of the Golden Spikes Award watch list

CAREER STATISTICS

YEAR	AVG	GP-GS	AB	R	H	2B	3B	HR	RBI	SB-A
2017	.209	45-41	134	23	28	7	1	3	18	4-4
2018	.313	66-65	249	61	78	18	0	12	52	9-11
2019	.243	19-19	70	14	17	3	0	0	5	9-10
TOTAL	.272	130-125	453	98	123	28	1	15	75	22-25

CAREER HIGHS

At Bats: 6, three times
Runs: 4, at Alabama (4/21 - G2)
Hits: 4, two times
Doubles: 2, two times
HR: 2, two times
RBI: 4, two times

SEASON HIGHS

At Bats: 6, vs. UTM (3/5)
Runs: 3, vs. GS (2/15)
Hits: 4, vs. UTM (3/5)
Doubles: 1, three times
HR: --
RBI: 2, at UCF (2/24)

16 • KASON HOWELL OF

6-0 • 185 • FR • Argyle, Texas • Liberty Christian

- Drafted in the 20th rd of the 2018 MLB Draft by Boston

CAREER STATISTICS

YEAR	AVG	GP-GS	AB	R	H	2B	3B	HR	RBI	SB-A
2019	.294	20-20	68	13	20	4	0	0	14	10-11

SEASON HIGHS

At Bats: 4, 11 times
Runs: 3, vs. AAMU (2/19)
Hits: 3, vs. AAMU (2/20)
Doubles: 1, four times
RBI: 3, vs. UTSA (3/9)

10 • EDOUARD JULIEN IF

6-1 • 183 • SO • Quebec City, Quebec • Cardinal-Roy

- Drove in the game-tying and go-ahead run on a two-out, two-RBI single in the eighth innings vs. Tennessee (3/17)
- Led the SEC and all freshmen nationally and broke Frank Thomas' Auburn freshman record with 69 RBI in 2018

CAREER STATISTICS

YEAR	AVG	GP-GS	AB	R	H	2B	3B	HR	RBI	SB-A
2018	.275	62-59	207	47	57	7	0	17	69	7-10
2019	.299	19-19	67	20	20	3	0	5	20	2-2
TOTAL	.281	81-78	274	67	77	10	0	22	89	9-12

CAREER HIGHS

At Bats: 5, seven times
Runs: 5, vs. Alabama A&M (4/3/18)
Hits: 3, five times
Doubles: 2, Alabama A&M (4/3/18)
HR: 2, vs. AAMU (2/20/19)
RBI: 4, six times

SEASON HIGHS

At Bats: 5, two times
Runs: 3, two times
Hits: 3, vs. UTM (3/5)
Doubles: 1, three times
HR: 2, vs. AAMU (2/20)
RBI: 3, three times

2 • EVERETT LAU IF/OF

5-10 • 185 • JR • Oahu, Hawaii • College of San Mateo

- Collected three hits and drove in a season-high five runs, including a three-run HR, vs. UT Martin (3/5)
- Two-time Golden Gate League First Team All-Conference

CAREER STATISTICS

YEAR	AVG	GP-GS	AB	R	H	2B	3B	HR	RBI	SB-A
2017*	.381	33-42	126	38	48	9	4	0	32	--
2018*	.381	45-45	181	48	69	17	2	4	45	--
2019	.250	9-6	24	4	6	1	0	1	6	1-1

SEASON HIGHS

At Bats: 6, vs. UTM (3/5)
Runs: 2, vs. UTM (3/5)
Hits: 3, vs. UTM (3/5)
Doubles: 1, vs. UTM (3/5)
HR: 1, vs. UTM (3/5)
RBI: 5, vs. UTM (3/5)
 *JUCO

6 • MATT SCHEFFLER C

6-2 • 190 • JR • Kirkland, Wash. • Pierce

- Leads the team with a .423 average in the last 10 games
- Hit his first HR in an Auburn uniform to break a scoreless tie in the sixth inning in game two vs. UTSA (3/9)
- 2018 Tacoma Athletic Commission Player of the Year

CAREER STATISTICS

YEAR	AVG	GP-GS	AB	R	H	2B	3B	HR	RBI	SB-A
2017*	.349	36-36	126	26	44	5	1	2	19	--
2018*	.369	42-42	160	51	59	12	2	1	22	--
2019	.304	18-16	56	12	17	3	0	1	8	4-5

SEASON HIGHS

At Bats: 5, three times
Runs: 2, two times
Hits: 3, at UCF (2/24)
Doubles: 1, two times
HR: 1, vs. UTSA (3/9)
RBI: 1, eight times
 *JUCO

1 • JUDD WARD OF

6-1 • 195 • SO • Russellville, Ala. • Russellville

- Went 3-for-8 with a RBI vs. Tennessee
- Is hitting .333 (4-for-12) in the last five games

CAREER STATISTICS

YEAR	AVG	GP-GS	AB	R	H	2B	3B	HR	RBI	SB-A
2018	.250	37-21	84	9	21	2	1	0	8	0-2
2019	.266	20-19	64	12	17	2	2	1	9	1-2
TOTAL	.257	57-40	148	21	38	4	3	1	17	1-4

CAREER HIGHS

At Bats: 5, seven times
Runs: 2, two times
Hits: 3, vs. GS (2/16/19)
Doubles: 1, four times
HR: 1, vs. AAMU (2/20/19)
RBI: 3, at UCF (2/24/19)

SEASON HIGHS

At Bats: 5, four times
Runs: 2, two times
Hits: 3, vs. GS (2/16/19)
Doubles: 1, two times
HR: 1, vs. AAMU (2/20)
RBI: 3, at UCF (2/24)

41 • STEVEN WILLIAMS OF

6-3 • 216 • SO • Albany, Ga. • Deerfield-Windsor

- Had his 25-game on-base streak snapped Sunday

CAREER STATISTICS

YEAR	AVG	GP-GS	AB	R	H	2B	3B	HR	RBI	SB-A
2018	.291	65-65	244	54	71	10	1	12	51	1-1
2019	.253	20-20	75	16	19	3	0	2	10	1-1
TOTAL	.282	85-85	319	70	90	13	1	14	61	2-2

CAREER HIGHS

At Bats: 6, vs. Bryant (2/23/18)
Runs: 4, two times
Hits: 4, three times
Doubles: 2, vs. BYU (G1 - 3/3/18)
HR: 1, 14 times
RBI: 7, vs. Longwood (2/17/18)

SEASON HIGHS

At Bats: 5, three times
Runs: 3, vs. UC (3/2)
Hits: 3, two times
Doubles: 1, three times
HR: 1, two times
RBI: 3, at UCF (2/24)

4 • RANKIN WOLEY IF

6-0 • 210 • JR • Atlanta, Ga. • Chattahoochee Valley

- Reached base in 17 straight games to start his Auburn career
- Leads the team in average, hits and doubles
- Named a 2018 NJCAA First Team All-American and the Alabama Community College Conference Player of the Year

CAREER STATISTICS

YEAR	AVG	GP-GS	AB	R	H	2B	3B	HR	RBI	SB-A
2017*	.267	26-8	45	8	12	4	1	0	5	0-0
2018*	.460	60-60	202	58	93	27	1	11	93	1-1
2019	.321	20-20	78	15	25	6	1	1	19	2-2

CAREER HIGHS

At Bats: 6, vs. GS (2/17/19)
Runs: 3, vs. Gulf Coast State (3/2/18)*
Hits: 4, two times*
Doubles: 3, vs. Faulkner (2/17/18)*
HR: 2, vs. Miami Dade (2/10/18)*
RBI: 5, at Wallace-Selma (4/21/18)
 ^at LSU
 *JUCO

SEASON HIGHS

At Bats: 6, vs. GS (2/17)
Runs: 2, four times
Hits: 3, vs. AAMU (2/19)
Doubles: 2, UC (3/2)
HR: 1, at UCF (2/24)
RBI: 3, vs. UC (3/2)

PITCHER PROFILES

14 • ELLIOTT ANDERSON LHP

- 6-3 • 212 • JR • Cartersville, Ga. • Cartersville
- Didn't allow a run in 13.1 innings to start the season and 15.2 innings dating back to last year
 - Made an appearance in three straight games last week and picked up the win in the series opener vs. Tennessee (3/15)

CAREER STATISTICS

YEAR	ERA	W-L	G/S	IP	H	R	ER	BB	K	BAA
2017	6.39	1-0	14/0	12.2	20	9	9	8	9	.370
2018	3.64	5-0	24/0	29.2	25	18	12	15	32	.229
2019	0.47	3-0	9/0	19.0	14	1	1	5	24	.200
TOTAL	3.23	9-0	47/0	61.1	59	28	22	28	65	.253

CAREER HIGHS

Innings: 4.1, vs. Cincinnati (3/2/19)
 Hits: 4, at Mississippi State (4/29/17)
 Runs: 4, vs. South Alabama (3/7/17)
 Earned Runs: 4, vs. South Alabama (3/7/17)
 Strikeouts: 7, two times
 Walks: 2, three times
 Pitches: 69, vs. Cincinnati (3/2/19)

SEASON HIGHS

Innings: 4.1, vs. UC (3/2)
 Hits: 3, three times
 Runs: 1, vs. UC (3/2)
 Earned Runs: 1, vs. UC (3/2)
 Strikeouts: 7, vs. GS (2/15)
 Walks: 2, at UCF (2/22)
 Pitches: 69, vs. UC (3/2)

32 • TANNER BURNS RHP

- 6-0 • 205 • SO • Decatur, Ala. • Decatur
- Hasn't allowed a run in his last three starts (22.2 IP) and has struck out 34 batters with two walks in the span
 - Tabbed the SEC Pitcher of the Week after matching the Auburn single-game record with 15 K vs. Cincinnati (3/1)
 - Named a preseason All-American and member of the Golden Spikes Award watch list

CAREER STATISTICS

YEAR	ERA	W-L	G/S	IP	H	R	ER	BB	K	BAA
2018	3.01	7-4	17/17	86.2	73	41	29	37	77	.225
2019	0.54	3-0	5/5	33.1	15	2	2	5	48	.133
TOTAL	2.33	10-4	22/22	120.0	88	43	31	42	125	.201

CAREER HIGHS

Innings: 9.0, vs. Cincinnati (3/1/19)
 Hits: 7, vs. Northeastern (6/2/18)
 Runs: 4, four times
 Earned Runs: 4, vs. Vanderbilt (5/5/18)
 Strikeouts: 15, vs. Cincinnati (3/1/19)
 Walks: 4, two times
 Pitches: 111, vs. Tennessee (3/15/19)

SEASON HIGHS

Innings: 9.0, vs. UC (3/1)
 Hits: 4, two times
 Runs: 1, two times
 Earned Runs: 1, two times
 Strikeouts: 15, vs. UC (3/1)
 Walks: 2, at UCF (2/22)
 Pitches: 111, vs. UT (3/15)

13 • DAVIS DANIEL RHP

- 6-1 • 190 • JR • Montgomery, Ala. • St. James
- Drafted by Milwaukee in the 11th rd of the 2018 MLB Draft and elected to return to school
 - Rated a top-100 junior by Perfect Game

CAREER STATISTICS

YEAR	ERA	W-L	G/S	IP	H	R	ER	BB	K	BAA
2017	5.89	4-3	17/16	70.1	75	47	46	26	61	.273
2018	4.86	3-4	19/10	66.2	74	40	36	32	70	.278
2019	4.50	0-0	1/1	2.0	4	2	1	0	4	.364
TOTAL	5.37	7-7	37/27	139.0	153	89	83	58	135	.277

CAREER HIGHS

Innings: 8.0, at Tennessee (4/15/17)
 Hits: 9, at Texas A&M (4/9/17)
 Runs: 7, two times
 Earned Runs: 7, two times
 Strikeouts: 8, two times
 Walks: 4, three times
 Pitches: 109, vs. Missouri (3/31/18)

SEASON HIGHS

Innings: 2.0, vs. GS (2/15)
 Hits: 4, vs. GS (2/15)
 Runs: 2, vs. GS (2/15)
 Earned Runs: 1, vs. GS (2/15)
 Strikeouts: 4, vs. GS (2/15)
 Walks: --
 Pitches: 47, vs. GS (2/15)

43 • RICHARD FITTS RHP

- 6-23 • 185 • FR • Helena, Ala. • Helena
- Earned his first collegiate win after throwing 2.0 innings of relief vs. UT Martin (3/6)

CAREER STATISTICS

YEAR	ERA	W-L	G/S	IP	H	R	ER	BB	K	BAA
2019	5.14	1-0	5/0	7.0	9	4	4	1	4	.310

SEASON HIGHS

Innings: 2.1, vs. GS (2/17)
 Hits: 2, four times
 Runs: 1, four times
 Earned Runs: 1, four times
 Strikeouts: 2, at UCF (2/24)
 Walks: 1, vs. GS (2/17)
 Pitches: 47, vs. GS (2/15)

18 • BROOKS FULLER LHP

- 6-12 • 215 • FR • Auburn, Ala. • Auburn
- Earned his first collegiate win after throwing 3.2 innings of relief in the series-clincher vs. Tennessee (3/16)
 - Named the 2018 ASWA Pitcher and Player of the Year

CAREER STATISTICS

YEAR	ERA	W-L	G/S	IP	H	R	ER	BB	K	BAA
2019	1.38	1-0	6/1	13.0	7	7	2	9	7	.152

SEASON HIGHS

Innings: 3.2, vs. UT (3/16)
 Hits: 2, two times
 Runs: 3, vs. UTM (3/5)
 Earned Runs: 1, two times
 Strikeouts: 3, two times
 Walks: 3, vs. UTM (3/5)
 Pitches: 63, vs. UT (3/16)

23 • PEYTON GLAVINE LHP

- 5-11 • 176 • SO • Alpharetta, Ga. • Blessed Trinity

CAREER STATISTICS

YEAR	ERA	W-L	G/S	IP	H	R	ER	BB	K	BAA
2018	27.00	0-0	5/0	3.0	10	9	9	2	5	.526
2019	0.00	0-0	4/0	3.0	3	0	0	3	5	.250
TOTAL	13.50	0-0	9/0	6.0	13	9	9	5	10	.419

CAREER HIGHS

Innings: 1.0, four times
 Hits: 5, vs. Northeastern (3/10/18)
 Runs: 6, vs. Northeastern (3/10/18)
 Earned Runs: 6, vs. Northeastern (3/10/18)
 Strikeouts: 3, vs. Longwood (2/17/18)
 Walks: 2, vs. AAMU (2/20/19)
 Pitches: 35, vs. AAMU (2/20/19)

SEASON HIGHS

Innings: 1.0, two times
 Hits: 3, vs. AAMU (2/20)
 Runs: --
 Earned Runs: --
 Strikeouts: 2, two times
 Walks: 2, vs. AAMU (2/20)
 Pitches: 35, vs. AAMU (2/20)

36 • KYLE GRAY LHP

- 5-10 • 205 • R-JR • Austin, Texas • Blinn
- Earned his first win in an Auburn uniform after throwing the final 1.2 scoreless innings in the series finale vs. Tennessee (3/17)
 - Ranked in the top-50 in the NJCAA in strikeouts and K/9.0 in 2018

CAREER STATISTICS

YEAR	ERA	W-L	G/S	IP	H	R	ER	BB	K	BAA
2017*	7.85	0-0	11/--	18.1	27	16	16	9	25	--
2018*	2.73	7-1	12/--	66.0	56	25	20	19	91	--
2019	5.00	1-1	5/2	9.0	8	7	5	7	7	.235

CAREER HIGHS

Innings: 7.0, four times*
 Hits: 9, at Alvin (4/20/18)*
 Runs: 6, two times*
 Earned Runs: 6, two times*
 Strikeouts: 12, vs. Laredo (3/24/18)*
 Walks: 4, vs. Temple (2/16/18)*
 Pitches: --
 *JUCO

SEASON HIGHS

Innings: 3.0, vs. GS (2/17)
 Hits: 3, at UCF (2/23)
 Runs: 4, at UCF (2/23)
 Earned Runs: 4, at UCF (2/23)
 Strikeouts: 3, vs. GS (2/17)
 Walks: 2, three times
 Pitches: 69, vs. GS (2/17)

20 • CODY GREENHILL RHP

- 6-4 • 216 • SO • Russellville, Ala. • Russellville
- Struck out four batters in 2.0 innings and earned his third save of the season vs. Tennessee (3/15)
 - Earned a spot on the 2019 NCBWA Stopper of the Year Award watch list

CAREER STATISTICS

YEAR	ERA	W-L	G/S	IP	H	R	ER	BB	K	BAA
2018	2.30	6-3	21/0	58.2	53	17	15	19	55	.242
2019	2.30	0-0	8/0	15.2	11	5	4	4	10	.204
TOTAL	2.30	6-3	29/0	74.1	64	22	19	23	65	.234

CAREER HIGHS

Innings: 5.0, at Florida (4/27/18)
 Hits: 6, two times
 Runs: 3, two times
 Earned Runs: 3, at N.C. State (6/3/18)
 Strikeouts: 5, two times
 Walks: 3, vs. Georgia State (2/20/18)
 Pitches: 86, at N.C. State (6/3/18)

SEASON HIGHS

Innings: 2.2, two times
 Hits: 4, vs. GS (2/16)
 Runs: 2, vs. UTSA (3/9)
 Earned Runs: 1, four times
 Strikeouts: 4, vs. UTSA (3/9)
 Walks: 2, vs. UT (3/17)
 Pitches: 37, vs. UT (3/17)

8 • BAILEY HORN LHP

- 6-2 • 212 • R-SO • West, Texas • McLennan
- Rated a top-75 junior college prospect by Perfect Game
 - Missed last season with an arm injury

CAREER STATISTICS

YEAR	ERA	W-L	G/S	IP	H	R	ER	BB	K	BAA
2017*	3.86	7-0	15/--	77.0	68	44	33	34	77	--
2019	14.54	0-0	3/2	4.1	10	7	7	2	1	.435

CAREER HIGHS

Innings: 7.1, vs. Grayson (3/8/17)*
 Hits: 7, two times*
 Runs: 6, vs. San Jac-North (5/30/17)*
 Earned Runs: 6, vs. San Jac (5/30/17)*
 Strikeouts: 8, at North Central Texas (4/19/17)*
 Walks: 4, three times*
 Pitches: --
 *JUCO

SEASON HIGHS

Innings: 3.0, vs. GS (2/17)
 Hits: 5, at UCF (2/24)
 Runs: 4, at UCF (2/24)
 Earned Runs: 4, at UCF (2/24)
 Strikeouts: 1, vs. UTM (3/5)
 Walks: 1, two times
 Pitches: 52, vs. GS (2/17)

33 • WILL MORRISON RHP

- 6-2 • 180 • FR • Cullman, Ala. • Cullman
- Struck out five of eight batters faced vs. Alabama A&M
 - Named the 2018 6A Pitcher of the Year by AL.com
 - Two-time Collegiate Baseball First Team High School All-American

CAREER STATISTICS

YEAR	ERA	W-L	G/S	IP	H	R	ER	BB	K	BAA
2019	5.40	0-0	4/0	5.0	5	3	3	2	6	.263

SEASON HIGHS

Innings: 2.0, two times
 Hits: 2, vs. GS (2/16)
 Runs: 2, vs. GS (2/16)
 Earned Runs: 2, vs. GS (2/16)
 Strikeouts: 5, vs. AAMU (2/19)
 Walks: 1, two times
 Pitches: 40, vs. AAMU (2/19)

44 • JACK OWEN LHP

- 6-2 • 174 • SO • Aliso Viejo, Calif. • JSerra Catholic
- Named the SEC Pitcher of the Week after throwing the first complete-game shutout of his career vs. UTSA (3/9)
 - Turned in 10 strikeouts in 7.0 scoreless inning in his first weekend start vs. Cincinnati (3/2)
 - Didn't allow an earned run in a record 28.2 IP dating back to last season

CAREER STATISTICS

YEAR	ERA	W-L	G/S	IP	H	R	ER	BB	K	BAA
2018	5.97	2-2	14/7	34.2	43	24	23	16	35	.312
2019	0.31	3-0	5/3	29.0	16	2	1	2	33	.162
TOTAL	3.39	5-2	19	10	1	1	1	2	63.2	.249

CAREER HIGHS

Innings: 9.0, vs. UTSA (3/9/19)
 Hits: 9, at Georgia Tech (3/20/18)
 Runs: 6, at Georgia Tech (3/20/18)
 Earned Runs: 6, at Georgia Tech (3/20/18)
 Strikeouts: 10, vs. Cincinnati (3/2/19)
 Walks: 2, five times
 Pitches: 98, vs. UTSA (3/9/19)

SEASON HIGHS

Innings: 9.0, vs. UTSA (3/9)
 Hits: 4, two times
 Runs: 1, two times
 Earned Runs: 1, vs. UT (3/16)
 Strikeouts: 10, vs. UC (3/2)
 Walks: 2, vs. GS (2/17)
 Pitches: 98, vs. UTSA (3/9)

29 • CARSON SKIPPER LHP

- 6-3 • 195 • FR • Trussville, Ala. • Hewitt-Trussville
- Has made three straight weekend starts and is tied for the team lead with three wins
 - Three-time ASWA 7A First Team All-State honoree
 - 2018 AL.com All-Birmingham Player of the Year

CAREER STATISTICS

YEAR	ERA	W-L	G/S	IP	H	R	ER	BB	K	BAA
2019	2.86	3-0	7/4	22.0	21	10	7	5	25	.247

SEASON HIGHS

Innings: 4.2, vs. UTSA (3/9)
 Hits: 5, two times
 Runs: 4, vs. Cincinnati (3/2)
 Earned Runs: 3, two times
 Strikeouts: 8, vs. AAMU (2/19)
 Walks: 3, at UCF (2/24)
 Pitches: 70, vs. UTSA (3/9)

40 • GARRETT WADE LHP

6-2 • 205 • FR • Hartselle, Ala. • Hartselle

- Has made back-to-back midweek starts and turned in outings of 5.0 innings with eight strikeouts
- Named a 2017 Under Armour All-American and the 2018 Alabama Gatorade Player of the Year
- Drafted in the 38th rd of the 2018 MLB Draft by Tampa Bay

CAREER STATISTICS

YEAR	ERA	W-L	G/S	IP	H	R	ER	BB	K	BAA
2019	0.64	3-0	4/2	14.0	6	1	1	7	21	.128

SEASON HIGHS

Innings: 5.0, two times
Hits: 3, vs. AAMU (2/20)
Runs: 1, at USA (3/12)
Earned Runs: 1, at USA (3/12)
Strikeouts: 8, two times
Walks: 4, at USA (3/12)
Pitches: 91, at USA (3/12)

37 • RYAN WATSON RHP

6-5 • 215 • JR • Auburn, Ala. • Auburn

CAREER STATISTICS

YEAR	ERA	W-L	G/S	IP	H	R	ER	BB	K	BAA
2017	5.17	1-1	22/2	31.1	39	21	18	11	22	.298
2018	4.76	0-0	7/2	11.1	13	6	6	5	9	.310
2019	3.72	0-1	5/0	9.2	9	4	4	1	5	.265
TOTAL	4.82	1-2	34/4	52.1	61	31	28	17	36	.295

CAREER HIGHS

Innings: 3.1, three times
Hits: 5, two times
Runs: 3, two times
Earned Runs: 3, two times
Strikeouts: 3, two times
Walks: 3, vs. Memphis (3/14/18)
Pitches: 60, vs. Memphis (3/14/18)

SEASON HIGHS

Innings: 3.1, vs. GS (2/16)
Hits: 3, at UCF (2/23)
Runs: 2, vs. GS (2/16)
Earned Runs: 2, vs. GS (2/16)
Strikeouts: 2, vs. GS (2/16)
Walks: 1, vs. UTM (3/5)
Pitches: 44, vs. GS (2/16)

BIG INNINGS

Innings with four or more runs

AUBURN - 9

Date	Opponent	Inn.	Batters	R	H	E	Score
2/15	Georgia Southern	1	10	5	4	1	5-1
2/16	Georgia Southern	3	8	4	4	1	4-0
2/19	Alabama A&M	3	9	4	2	2	5-1
2/24	at UCF	4	7	4	4	0	9-6
3/2	Cincinnati (G2)	1	8	4	2	1	4-2
3/5	UT Martin	3	9	4	6	0	5-6
3/8	UTSA	3	8	4	3	1	4-0
3/9	UTSA (G2)	1	8	5	5	0	5-0
3/16	Tennessee	5	9	4	3	0	5-1

Record with a big inning: 8-1
Record without a big inning: 10-1

OPPONENT - 1

Date	Opponent	Inn.	Batters	R	H	E	Score
2/24	at UCF	2	8	4	5	1	3-5

Record when allowing a big inning: 1-0
Record when not allowing a big inning: 17-2

AUBURN IN THE NATIONAL AND SEC RANKINGS

TEAM	TOTAL	NCAA	SEC
ERA	2.02	1	1
Strikeouts	6	1	1
BB/9.0 IP	2.55	5	2
K-BB Ratio	3.81	6	5
WHIP	1.02	6	5
Hits Allowed/9.0 IP	6.64	11	5
Stolen Bases	37	21	3
Sac Flies	12	29	5
Walks	101	42	8
K/9.0 IP	9.7	47	10
Runs	131	50	12

INDIVIDUAL	TOTAL	NCAA	SEC
9 RYAN BLISS			
Sac Flies	3	28	3

32 TANNER BURNS	TOTAL	NCAA	SEC
WHIP	0.60	6	1
Strikeouts	48	7	2
Complete Games	1	8	1
ERA	0.54	10	2
H/9.0 IP	4.05	18	2
K-BB Ratio	9.60	23	8
K/9.0 IP	12.96	37	8

16 KASON HOWELL	TOTAL	NCAA	SEC
Sac Flies	4	6	1
Stolen Bases	10	43	4

10 EDOUARD JULIEN	TOTAL	NCAA	SEC
Home Runs	5	46	9

44 JACK OWEN	TOTAL	NCAA	SEC
ERA	0.31	4	1
Complete Games	1	8	1
K-BB Ratio	16.50	4	1
WHIP	0.62	7	2
BB/9.0 IP	0.62	11	1

GAMEDAY EXPERIENCE: SAMFORD STADIUM-HITCHCOCK FIELD AT PLAINSMAN PARK

» Auburn's baseball home for the past 68 seasons, Samford Stadium-Hitchcock Field at Plainsman Park seats 4,096, including 3,227 chairback seats. Auburn's baseball field has been called a renaissance of Camden Yard proportions and received a new 24x64 foot video board, sound system and lighting prior to 2017.



PITCHING CAREERS

ELLIOTT ANDERSON'S CAREER APPEARANCES

2017 - FRESHMAN YEAR											
Date	Opp (Res.)	DEC	QS	IP	H	R	ER	BBSO	HR	ERA	NP
2/17	GEORGE WASHINGTON (W, 9-0)	-	-	1.0	0	0	0	0	1	0.00	9
2/22	FLORIDA A&M (W, 12-8)	-	-	0.0	2	3	3	2	0	27.00	14
3/3	LIPSCOMB (W, 8-0)	-	-	0.1	1	0	0	1	1	20.25	20
3/7	SOUTH ALABAMA (L, 3-14)	-	-	0.2	3	4	4	2	1	31.50	22
3/10	PRESBYTERIAN (L, 8-11)	-	-	0.2	0	0	0	0	0	23.62	2
3/15	JACKSONVILLE STATE (W, 10-1)	-	-	2.0	3	0	0	0	1	13.50	25
4/25	TROY (L, 2-5)	-	-	1.2	2	0	0	2	0	9.95	22
4/29	at #7 Mississippi State (W, 5-3)	W	-	2.1	4	1	1	0	1	8.31	36
5/7	ALABAMA (L, 9-11)	-	-	0.2	0	0	0	1	0	7.71	11
5/9	at UAB (L, 2-8)	-	-	1.1	2	1	1	1	1	7.59	31
5/12	at #10 LSU (L, 3-5)	-	-	0.1	1	0	0	0	0	7.36	3
5/20	OLE MISS (L, 4-8)	-	-	1.1	1	0	0	0	1	6.57	19
5/24	vs. #4 Florida (L, 4-5)	-	-	0.0	0	0	0	1	0	6.57	5
6/5	at #16 Florida State (L, 0-6)	-	-	0.1	1	0	0	0	0	6.39	8

2018 - SOPHOMORE YEAR

Date	Opp (Res.)	DEC	QS	IP	H	R	ER	BBSO	HR	ERA	NP
2/18	LONGWOOD (W, 3-0)	-	-	2.0	1	0	0	1	2	0.00	31
2/21	TROY (W, 6-5)	-	-	0.1	3	3	0	1	0	0.00	21
2/24	BRYANT (W, 13-4)	W	-	2.1	0	0	0	0	0	0.00	34
2/27	at #15 South Alabama (W, 7-6)	W	-	1.0	1	2	2	1	2	3.18	19
3/2	BYU (W, 4-3)	-	-	0.0	1	0	0	0	0	3.18	2
3/6	at UAB (W, 11-8)	-	-	1.0	2	2	0	0	1	2.70	21
3/13	GEORGIA TECH (W, 12-7)	W	-	3.1	2	3	3	1	3	4.50	45
3/17	#6 TEXAS A&M (W, 11-5)	-	-	1.0	2	1	1	1	1	4.91	26
3/20	at Georgia Tech (L, 6-4)	-	-	2.0	2	0	0	2	4	4.15	45
3/23	at #8 Kentucky (L, 5-4)	-	-	0.0	0	0	0	0	0	4.15	1
3/25	at #8 Kentucky (L, 13-3)	-	-	0.0	1	2	2	1	0	5.54	13
3/27	vs. Alabama (W, 5-2)	-	-	0.0	0	0	0	1	0	5.54	5
4/3	ALABAMA A&M (W, 19-5)	W	-	1.2	0	0	0	0	1	4.91	18
4/10	at Samford (L, 12-3)	-	-	1.2	0	1	0	1	1	4.41	28
4/14	MISSISSIPPI STATE (L, 7-2)	-	-	1.0	0	0	0	1	1	4.15	20
4/17	UAB (W, 12-2)	W	-	4.0	0	0	0	1	7	3.37	48
4/24	SAMFORD (W, 7-2)	-	-	3.2	3	0	0	1	4	2.88	51
4/26	at #1 Florida (L, 3-1)	-	-	0.2	1	0	0	1	1	2.81	16
5/5	#17 VANDERBILT (W, 11-5)	-	-	0.2	2	1	1	1	0	3.08	10
5/10	at #5 Ole Miss (L, 5-4)	-	-	0.2	1	0	0	0	0	3.00	10
5/11	at #5 Ole Miss (L, 8-3)	-	-	1.0	1	1	1	0	1	3.21	15
5/15	at Troy (L, 9-5)	-	-	0.1	2	2	2	0	1	3.81	9
5/25	vs. #4 Ole Miss (L, 7-0)	-	-	0.1	0	0	0	0	1	3.77	4
6/2	vs. Army (W, 12-1)	-	-	1.0	1	0	0	0	2	3.64	18

2019 - JUNIOR YEAR

Date	Opp (Res.)	DEC	QS	IP	H	R	ER	BBSO	HR	ERA	NP
2/15	GEORGIA SOUTHERN (W, 11-2)	W	-	4.0	2	0	0	0	7	0.00	45
2/19	ALABAMA A&M (W, 10-1)	-	-	2.0	1	0	0	0	2	0.00	29
2/22	at UCF (W, 4-1)	-	-	2.0	3	0	0	2	2	0.00	42
2/24	at UCF (W, 13-9)	-	-	1.0	0	0	0	0	0	0.00	9
3/3	CINCINNATI (W, 9-5)	W	-	4.1	3	1	1	1	6	0.68	69
3/8	UTSA (W, 6-0)	-	-	2.0	0	0	0	0	0	0.59	19
3/12	at South Alabama (W, 6-2)	-	-	2.0	3	0	0	0	6	0.52	38
3/15	#21 TENNESSEE (W, 2-0)	W	-	0.1	0	0	0	1	0	0.51	6
3/16	#21 TENNESSEE (W, 5-2)	-	-	1.1	2	0	0	1	1	0.47	27

TANNER BURNS' CAREER APPEARANCES

2018 - FRESHMAN YEAR											
Date	Opp (Res.)	DEC	QS	IP	H	R	ER	BBSO	HR	ERA	NP
2/18	*LONGWOOD (W, 3-0)	W	-	5.0	4	0	0	0	6	0.00	64
2/24	*BRYANT (W, 3-1)	-	X	7.0	2	1	1	2	8	0.75	96
3/3	*BYU (W, 9-5)	W	-	5.0	4	1	1	2	4	1.06	79
3/10	*NORTHEASTERN (L, 2-1)	L	-	4.1	5	2	2	4	5	1.69	84
3/18	*#6 TEXAS A&M (L, 5-1)	L	-	5.0	5	3	2	3	4	2.05	84
3/25	*at #8 Kentucky (L, 13-3)	L	-	2.0	4	4	3	3	2	1.28	50
4/1	*#24 MISSOURI (L, 5-0)	L	-	5.0	1	4	0	3	6	1.24	94
4/8	*at #5 Arkansas (L, 5-4)	-	X	6.0	4	2	1	2	7	0.29	94
4/15	*MISSISSIPPI STATE (W, 7-5)	-	-	4.2	5	3	3	1	4	1.26	71
4/21	*at Alabama (W, 5-0)	W	X	7.0	4	0	0	1	7	0.29	99
4/27	*at #1 Florida (W, 11-5)	-	-	4.0	3	3	3	2	6	2.62	85
5/5	*#17 VANDERBILT (W, 11-5)	W	-	5.0	5	4	4	2	5	1.30	79
5/12	*at #5 Ole Miss (L, 10-3)	-	-	1.2	3	3	3	1	0	3.36	40
5/17	*LSU (W, 11-4)	W	X	6.0	6	4	2	2	4	1.33	97
5/23	*vs. #4 Ole Miss (W, 9-3)	W	X	7.0	6	3	1	2	3	0.33	105
6/1	*vs. Northeastern (W, 13-4)	W	X	6.0	7	3	2	1	2	1.32	96
6/10	*vs. #1 Florida (W, 3-2)	-	X	6.0	5	1	1	4	3	0.31	97

2019 - SOPHOMORE YEAR

Date	Opp (Res.)	DEC	QS	IP	H	R	ER	BBSO	HR	ERA	NP
2/16	*GEORGIA SOUTHERN (L, 5-7)	-	-	5.0	3	1	1	1	7	1.80	74
2/22	*at UCF (W, 4-1)	W	-	5.2	2	1	1	2	7	0.69	96
3/1	*CINCINNATI (W, 5-0)	W	X	9.0	2	0	0	0	15	0.92	104
3/8	*UTSA (W, 6-0)	W	X	7.0	4	0	0	1	10	0.68	99
3/15	*#21 TENNESSEE (W, 2-0)	-	X	6.2	4	0	0	1	9	0.54	111

DAVIS DANIEL'S CAREER APPEARANCES

2017 - FRESHMAN YEAR											
Date	Opp (Res.)	DEC	QS	IP	H	R	ER	BBSO	HR	ERA	NP
2/19	*GEORGE WASHINGTON (W, 4-3)	-	-	4.1	7	2	2	0	3	4.15	75
2/26	*HOLY CROSS (W, 13-4)	-	-	4.1	5	2	2	0	6	4.15	72
3/5	*LIPSCOMB (L, 7-8)	-	-	1.1	5	5	5	2	1	8.10	45
3/8	*KENNESAW STATE (W, 6-4)	-	-	2.0	1	0	0	0	1	6.75	19
3/12	*PRESBYTERIAN (W, 8-0)	W	X	6.0	3	0	0	2	8	4.50	92
3/19	*#5 FLORIDA (W, 6-5)	-	-	2.1	3	4	4	1	0	5.75	45
3/26	*at Georgia (W, 4-1)	W	X	6.0	4	0	0	1	6	4.44	-
4/1	*#6 SOUTH CAROLINA (L, 0-7)	L	-	5.1	4	4	4	2	4	4.83	93
4/9	*at Texas A&M (L, 1-3)	L	-	5.1	9	3	3	1	5	4.86	90
4/15	*at Tennessee (W, 8-1)	W	X	8.0	3	0	0	3	5	4.00	101
4/22	*#16 ARKANSAS (L, 3-7)	-	-	5.0	5	3	3	2	3	4.14	92
4/29	*at #7 Mississippi State (W, 17-8)	-	-	4.1	6	7	7	2	1	3.97	81
5/7	*ALABAMA (L, 9-11)	-	-	4.0	5	3	3	1	5	5.09	67
5/13	at #10 LSU (L, 1-9)	-	-	1.1	0	2	2	3	0	5.28	29
5/19	*OLE MISS (W, 9-1)	W	X	6.1	4	1	1	3	8	4.91	106
5/25	*vs. #13 Arkansas (L, 0-12)	L	-	3.1	6	7	7	2	5	5.58	65
6/4	*at #16 Florida State (L, 7-8)	-	-	1.0	5	4	3	1	0	5.89	42

2018 - SOPHOMORE YEAR

Date	Opp (Res.)	DEC	QS	IP	H	R	ER	BBSO	HR	ERA	NP
2/17	*LONGWOOD (W, 25-1)	W	-	3.0	1	0	0	1	3	0.00	52
2/24	*BRYANT (13-4)	-	-	3.2	7	4	4	0	2	5.40	74
3/3	*BYU (W, 21-4)	W	-	6.0	6	4	4	2	5	5.68	93
3/10	*NORTHEASTERN (W, 14-8)	-	-	3.1	7	1	1	2	4	5.06	73
3/17	*#6 TEXAS A&M (W, 11-5)	-	-	4.2	5	3	1	4	5	4.35	94
3/25	*at #8 Kentucky (W, 4-3)	-	-	5.0	3	1	1	4	4	3.86	92
3/31	*#24 MISSOURI (L, 2-1)	L	X	6.2	5	2	1	2	7	3.34	109
4/7	*at #5 Arkansas (L, 13-2)	L	-	2.0	4	4	3	2	0	3.93	42
4/10	at Samford (L, 12-3)	-	-	1.1	4	2	2	1	2	4.29	33
4/14	*MISSISSIPPI STATE (L, 7-2)	L	-	3.0	7	6	6	2	5	5.35	69
4/21	at Alabama (W, 20-5)	W	-	4.1	2	1	1	1	3	5.02	53
4/28	at #1 Florida (L, 12-3)	-	-	0.1	3	2	2	2	0	5.40	21
5/6	*#17 VANDERBILT (W, 14-0)	-	-	1.0	1	0	0	0	2	5.28	18
5/10	*at #5 Ole Miss (L, 5-4)	L	-	5.0	6	5	5	2	5	5.66	77</

KYLE GRAY'S CAREER APPEARANCES

*- Starter

2019 - REDSHIRT JUNIOR YEAR

Date	Opp (Res.)	DEC	QS	IP	H	R	ER	BB	SO	HR	ERA	NP
2/17	*GEORGIA SOUTHERN (W, 4-3)	-	-	3.0	2	2	0	2	3	0	0.00	69
2/23	*at UCF (L, 1-6)	L	-	1.1	3	4	4	2	1	0	8.31	36
3/6	UT MARTIN (W, 2-0)	-	-	1.0	1	0	0	0	1	0	6.75	16
3/12	at South Alabama (W, 6-2)	-	-	2.0	1	1	1	1	2	1	5.79	30
3/17	#21 TENNESSEE (W, 5-3)	W	-	1.2	1	0	0	2	0	0	5.00	29

CODY GREENHILL'S CAREER APPEARANCES

2018 - FRESHMAN YEAR

Date	Opp (Res.)	DEC	QS	IP	H	R	ER	BB	SO	HR	ERA	NP
2/16	LONGWOOD (W, 6-0)	-	-	1.0	1	0	0	1	0	0	0.00	23
2/20	GEORGIA STATE (W, 3-2)	W	-	3.1	0	0	0	3	4	0	0.00	66
2/24	BRYANT (W, 13-4)	-	-	2.0	3	0	0	0	4	0	0.00	39
2/27	at #15 South Alabama (W, 7-6)	-	-	2.0	2	0	0	1	1	0	0.00	26
3/3	BYU (W, 9-5)	-	-	3.1	5	1	1	1	4	0	0.77	48
3/6	at UAB (W, 11-8)	-	-	2.0	0	0	0	0	3	0	0.66	20
3/10	NORTHEASTERN (L, 2-1)	-	-	4.2	1	0	0	1	4	0	0.49	59
4/3	ALABAMA A&M (W, 19-5)	-	-	1.0	1	0	0	0	1	0	0.47	15
4/8	at #5 Arkansas (L, 5-4)	L	-	1.2	1	1	2	1	0	0	0.86	33
4/15	MISSISSIPPI STATE (W, 7-5)	W	-	4.1	5	2	2	0	5	0	1.42	78
4/21	at Alabama (W, 5-0)	-	-	2.0	2	0	0	1	4	0	1.32	38
4/27	at #1 Florida (W, 11-5)	W	-	5.0	6	2	2	2	3	0	1.67	81
5/5	#17 VANDERBILT (W, 11-5)	-	-	3.1	1	0	0	2	3	0	1.51	44
5/12	at #5 Ole Miss (L, 10-3)	L	-	4.2	3	1	1	1	3	1	1.56	69
5/17	LSU (W, 11-4)	-	-	3.0	3	0	0	0	2	0	1.45	39
5/19	LSU (W, 14-5)	-	-	2.0	3	3	1	1	3	1	1.59	38
5/22	vs. Kentucky (W, 4-3[11])	W	-	3.0	3	0	0	0	2	0	1.49	36
5/25	vs. #4 Ole Miss (L, 7-0)	-	-	2.2	4	2	2	2	2	2	1.76	48
6/3	at #11 N.C. State (W, 15-7)	W	-	4.1	6	3	3	2	5	1	2.11	86
6/10	vs. #1 Florida (W, 3-2)	W	-	3.0	2	1	1	1	1	1	2.16	42
6/11	at #1 Florida (L, 3-2)	L	-	0.1	1	1	1	0	0	1	2.30	8

2019 - SOPHOMORE YEAR

Date	Opp (Res.)	DEC	QS	IP	H	R	ER	BB	SO	HR	ERA	NP
2/16	GEORGIA SOUTHERN (L, 5-7)	-	-	2.2	4	1	1	1	0	0	3.38	34
2/22	at UCF (W, 4-1)	-	-	1.1	0	0	0	0	1	0	2.25	18
3/2	CINCINNATI (W, 5-0)	-	-	2.0	0	0	0	1	1	0	1.29	27
3/5	UT MARTIN (W, 15-9)	-	-	2.0	1	1	1	0	0	0	2.00	15
3/9	UTSA (W, 8-3)	-	-	2.0	3	2	1	0	4	0	2.45	36
3/15	#21 TENNESSEE (W, 2-0)	-	-	2.0	0	0	0	0	4	0	2.08	26
3/17	#21 TENNESSEE (W, 5-3)	-	-	2.2	3	1	1	2	0	1	2.30	37

RYAN HOERTER'S CAREER APPEARANCES

*- Starter

2018 - FRESHMAN YEAR

Date	Opp (Res.)	DEC	QS	IP	H	R	ER	BB	SO	HR	ERA	NP
2/17	LONGWOOD (W, 25-1)	-	-	1.0	1	0	0	0	0	0	0.00	9
2/24	BRYANT (W, 13-4)	-	-	1.0	0	0	0	0	1	0	0.00	13
3/6	*at UAB (W, 11-8)	-	-	3.0	3	4	4	2	1	1	7.20	64
3/13	*GEORGIA TECH (W, 12-7)	-	-	1.0	1	0	0	4	1	0	6.00	35
3/25	at #8 Kentucky (L, 13-3)	-	-	1.0	3	2	2	0	1	1	7.71	18
4/3	ALABAMA A&M (W, 19-5)	-	-	1.0	0	0	0	1	1	0	6.75	18
4/7	at #5 Arkansas (L, 13-2)	-	-	0.2	1	0	0	0	0	0	6.23	10

BAILEY HORN'S CAREER APPEARANCES

2019 - REDSHIRT SOPHOMORE YEAR

Date	Opp (Res.)	DEC	QS	IP	H	R	ER	BB	SO	HR	ERA	NP
2/17	GEORGIA SOUTHERN (W, 4-3)	-	-	3.0	2	0	0	1	0	0	0.00	52
2/24	*at UCF (W, 13-9)	-	-	1.0	5	4	4	0	0	1	9.00	30
3/5	*UT MARTIN (W, 15-9)	-	-	0.1	3	3	3	1	1	0	14.54	18

WILL MORRISON'S CAREER APPEARANCES

2019 - FRESHMAN YEAR

Date	Opp (Res.)	DEC	QS	IP	H	R	ER	BB	SO	HR	ERA	NP
2/16	GEORGIA SOUTHERN (L, 5-7)	-	-	0.1	2	2	2	0	0	0	54.00	8
2/19	ALABAMA A&M (W, 10-1)	-	-	2.0	1	0	0	1	5	0	7.71	40
2/24	at UCF (W, 13-9)	-	-	2.0	1	1	1	0	0	1	6.23	23
3/6	UT MARTIN (W, 2-0)	-	-	0.2	1	0	0	1	1	0	5.40	21

JACK OWEN'S CAREER APPEARANCES

*- Starter

2018 - FRESHMAN YEAR

Date	Opp (Res.)	DEC	QS	IP	H	R	ER	BB	SO	HR	ERA	NP
2/17	LONGWOOD (W, 25-1)	-	-	1.0	1	1	1	2	1	0	9.00	29
3/3	BYU (W, 21-4)	-	-	3.0	2	0	0	0	1	0	2.25	33
3/13	GEORGIA TECH (W, 12-7)	-	-	3.0	2	0	0	1	5	0	1.29	45
3/20	*at Georgia Tech (L, 6-4)	L	-	3.1	9	6	6	2	3	1	6.10	56
3/27	*vs. Alabama (W, 5-2)	W	-	4.0	1	0	0	2	4	0	4.40	73
4/1	#24 MISSOURI (L, 5-0)	-	-	1.0	1	0	0	0	1	0	4.11	18
4/3	ALABAMA A&M (W, 19-5)	-	-	1.0	4	2	2	0	1	1	4.96	26
4/7	at #5 Arkansas (L, 13-2)	-	-	0.0	1	4	4	3	0	0	7.16	20
4/10	*at Samford (L 12-3)	L	-	1.0	5	4	4	0	0	1	8.83	23
4/24	*SAMFORD (W, 7-2)	W	-	5.1	6	2	2	0	5	0	7.54	77
5/8	*SOUTH ALABAMA (W, 10-4)	-	-	4.0	3	3	2	1	6	0	7.09	66
5/11	at #5 Ole Miss (L, 8-3)	-	-	1.0	1	0	0	0	1	0	6.83	10
5/15	*at Troy (L, 9-5)	-	-	4.1	5	1	1	2	6	0	6.19	93
5/22	*vs. Kentucky (W, 4-3 [11])	-	-	2.2	2	1	1	3	1	1	5.97	43

2019 - SOPHOMORE YEAR

Date	Opp (Res.)	DEC	QS	IP	H	R	ER	BB	SO	HR	ERA	NP
2/17	GEORGIA SOUTHERN (W, 4-3)	W	-	4.2	4	0	0	2	4	0	0.00	67
2/23	at UCF (L, 1-6)	-	-	4.1	3	1	0	0	8	0	0.00	79
3/2	*CINCINNATI (W, 5-0)	W	X	7.0	3	0	0	0	10	0	0.00	88
3/9	*UTSA (W, 5-0)	W	X	9.0	4	0	0	0	7	0	0.00	98
3/16	*#21 TENNESSEE (W, 5-2)	-	-	4.0	2	1	1	0	4	1	0.31	55

BLAKE SCHILLECI'S CAREER APPEARANCES

2018 - JUNIOR YEAR

Date	Opp (Res.)	DEC	QS	IP	H	R	ER	BB	SO	HR	ERA	NP
2/20	GEORGIA STATE (W, 3-2)	-	-	0.2	0	0	0	1	1	0	0.00	14
2/23	BRYANT (W, 15-7)	-	-	1.2	2	3	3	0	0	1	11.57	36
3/6	at UAB (W, 11-8)	-	-	0.2	1	0	0	1	1	0	9.00	11
3/10	NORTHEASTERN (W, 14-8)	-	-	0.1	1	1	1	1	0	1	10.80	11
3/14	MEMPHIS (W, 5-4)	-	-	1.2	1	0	0	0	1	0	7.20	22
3/25	at #8 Kentucky (L, 13-3)	-	-	0.2	3	2	2	0	0	0	9.53	15

2019 - SENIOR YEAR

Date	Opp (Res.)	DEC	QS	IP	H	R	ER	BB	SO	HR	ERA	NP
2/19	ALABAMA A&M (W, 10-1)	-	-	1.0	0	0	0	0	2	0	0.00	9

CARSON SKIPPER'S CAREER APPEARANCES

*- Starter

2019 - FRESHMAN YEAR

Date	Opp (Res.)	DEC	QS	IP	H	R	ER	BB	SO	HR	ERA	NP
2/15	GEORGIA SOUTHERN (W, 11-2)	-	-	3.0	3	0	0	1	1	0	0.00	48
2/19	*ALABAMA A&M (W, 10-1)	W	-	4.0	2	1	0	0	8	0	0.00	67
2/24	at UCF (W, 13-9)	W	-	2.0	3	3	3	3	1	1	3.00	58
3/2	*CINCINNATI (W, 9-5)	-	-	3.0	5	4	3	0	4	1	4.50	59
3/6	UT MARTIN (W, 2-0)	-	-	2.1	0	0	0	0	5	0	3.77	31
3/9	*UTSA (W, 8-3)	W	-	4.2	5	0	0	0	5	0	2.84	70
3/17	*#21 TENNESSEE (W, 5-3)	-	-	3.0	3	2	1	1	1	0	2.86	46

GARRETT WADE'S CAREER APPEARANCES

2019 - FRESHMAN YEAR

Date	Opp (Res.)	DEC	QS	IP	H	R	ER	BB	SO	HR	ERA	NP
2/1												

SUPERLATIVES AND MISCELLANEOUS NOTES

STARTS BY POSITION

STARTING PITCHER

Tanner Burns	5	4-1
Carson Skipper	4	4-0
Jack Owen	3	3-0
Kyle Gray	2	1-1
Bailey Horn	2	2-0
Garrett Wade	2	2-0
Davis Daniel	1	1-0
Brooks Fuller	1	1-0

CATCHER

Matt Scheffler	16	15-1
Chase Hall	4	3-1

FIRST BASE

Rankin Woley	20	18-2
--------------	----	------

SECOND BASE

Ryan Bliss	18	16-2
Everett Lau	1	1-0

THIRD BASE

Edouard Julien	18	16-2
Ed Johnson	1	1-0

SHORTSTOP

Will Holland	19	17-2
Ryan Bliss	1	1-0

LEFT FIELD

Judd Ward	19	17-2
Conor Davis	1	1-0

CENTER FIELD

Kason Howell	20	18-2
--------------	----	------

RIGHT FIELD

Steven Williams	20	18-2
-----------------	----	------

DESIGNATED HITTER

Conor Davis	15	13-2
Everett Lau	5	5-0

2019 AUBURN & OPPONENT HIGHS

TEAM BATTING

	AUBURN	OPPONENT
Runs in a game	15, vs. UTM (3/5)	9, two times
Runs in an inning	5, [1st] vs. GS (2/15)	4, [2nd] UCF (2/24)
Most Hits in a game	18, vs. UTM (3/5)	12, GS (2/16)
Fewest Hits in a game	3, vs. UTM (3/6)	2, UC (3/1)
Hits in an inning	6, [3rd] vs. UTM (3/5)	5, [2nd] UCF (2/24)
2B in a game	4, two times	5, UTM (3/5)
3B in a game	2, vs. AAMU (2/19)	1, UT (3/17)
HR in a game	3, two times	4, UCF (2/24)
SB in a game	6, vs. UT (3/17)	4, UT (3/17)
LOB in a game	13, vs. UTM (3/5)	16, GS (2/17)
K in a game	11, vs. UC (3/1)	17, AAMU (2/19)
BB in a game	9, three times	6, two times

TEAM PITCHING

	AUBURN	OPPONENT
K in a game	17, vs. AAMU (2/19)	11, UC (3/1)
BB in a game	6, two times	9, three times
Pitchers used	7, vs. GS (2/16)	6, UCF (2/24)
Total Quality Starts	5	5

TEAM FIELDING

	AUBURN	OPPONENT
Errors in a game	3, vs. GS (2/17)	4, AAMU (2/19)
DP turned in a game	2, at UCF (2/24)	2, three times

IND. BATTING

	AUBURN	OPPONENT
Hits in a game	4, Holland vs. UTM (3/5)	5, Harford [UTM] (3/5)
Runs in a game	3, five times	4, Stoner [UTM] (3/5)
2B in a game	2, Woley vs. UC (3/1)	2, Harford [UTM] (3/5)
3B in a game	1, five times	1, Ferguson [UT] (3/17)
HR in a game	2, Julien vs. AAMU (2/20)	2, Beaver [UCF] (2/24)
RBI in a game	5, Lau vs. UTM (3/5)	5, Hartford [UTM] (3/5)
XBH in a game	2, four times	2, three times
SB in a game	2, six times	2, Charleston [UT] (3/15)
BB in a game	3, Julien two times	3, two times
HBP in a game	2, two times	2, Curry [GS] (2/17)
K in a game	3, five times	4, three times
Hitting Streak	10 g, Bliss (2/17-3/5)	3 g, six times
Consec. G w/HR	Williams (2/24-3/1)	N/A

IND. PITCHING

	AUBURN	OPPONENT
K by a starter	15, Burns vs. UC (3/1)	7, two times
K by a reliever	8, Owen at UCF (2/23)	6, Shawver [UC] (3/1)
BB by a starter	4, Wade at USA (3/12)	5, Linginfelter [UT] (3/16)
BB by a reliever	3, two times	5, Whitehead [UCF] (2/24)
IP by a starter	9.0, two times	7.2, Stallings [UT] (3/15)
IP by a reliever	4.2, Owen vs. GS (2/17)	4.2, Dalton [USA] (3/12)

MISCELLANEOUS

	AUBURN
Biggest comeback win	5, UTM (3/5)
Biggest blown lead loss	4, vs. GS (2/16)
Largest margin of victory	9, two times
Largest margin of defeat	5, at UCF (2/23)
Longest game, Time	4:34, vs. GS (2/17)
Longest game, Time (9 inn)	3:50, at UCF (2/24)
Shortest game, Time (9 inn)	2:20, UTSA (3/9 - G1)
Longest game, Innings	13, two times
Largest crowd, Home	4,096, vs. GS (2/16)
Largest crowd, Road	2,831, at USA (3/12)
Largest crowd, Neutral	N/A

STARTS BY ORDER

LEADOFF

Judd Ward	10	9-1
Will Holland	10	9-1

2ND SPOT

Steven Williams	10	9-1
Will Holland	9	8-1
Rankin Woley	1	1-0

3RD SPOT

Edouard Julien	10	9-1
Steven Williams	5	5-0
Rankin Woley	5	4-1

CLEANUP

Rankin Woley	12	11-1
Edouard Julien	5	4-1
Steven Williams	2	2-0
Conor Davis	1	2-0

5TH SPOT

Ryan Bliss	6	6-0
Conor Davis	5	4-1
Edouard Julien	4	4-0
Steven Williams	3	2-1
Rankin Woley	2	2-0

6TH SPOT

Conor Davis	10	9-1
Ryan Bliss	6	5-1
Everett Lau	3	3-0
Kason Howell	1	1-0

7TH SPOT

Kason Howell	11	10-1
Ryan Bliss	8	7-1
Everett Lau	1	1-0

8TH SPOT

Judd Ward	8	8-0
Kason Howell	8	7-1
Everett Lau	2	2-0
Chase Hall	1	1-0
Matt Scheffler	1	0-1

9TH SPOT

Matt Scheffler	15	15-0
Chase Hall	3	2-1
Ed Johnson	1	1-0
Judd Ward	1	0-1

PITCHING NOTES

2019 BULLPEN BY NUMBERS

Total App.....	52
Saves/Opp.....	6/8
IR/IRS.....	37/14
BA Against.....	.216
ERA.....	2.01

SAVES/OPP

Richard Fitts.....	0/1
Brooks Fuller.....	1/1
Cody Greenhill.....	3/4
Carson Skipper.....	2/2

INHERITED RUNNERS/SCORED

Elliott Anderson.....	2/2
Richard Fitts.....	2/0
Brooks Fuller.....	5/2
Peyton Glavine.....	2/0
Cody Greenhill.....	9/2
Will Morrison.....	1/1
Jack Owen.....	2/1
Carson Skipper.....	4/2
Garrett Wade.....	1/1
Ryan Watson.....	7/3

1ST BATTER FACED/RETIRED

Elliott Anderson.....	9/5
Richard Fitts.....	5/3
Brooks Fuller.....	5/4
Kyle Gray.....	3/3
Cody Greenhill.....	8/6
Peyton Glavine.....	4/3
Bailey Horn.....	1/1
Will Morrison.....	4/2
Jack Owen.....	2/1
Blake Schilleci.....	1/1
Carson Skipper.....	3/2
Garrett Wade.....	2/0
Ryan Watson.....	5/4

RELIEF ERA

Peyton Glavine.....	0.00
Bailey Horn.....	0.00
Jack Owen.....	0.00
Blake Schilleci.....	0.00
Garrett Wade.....	0.00
Elliott Anderson.....	0.47
Brooks Fuller.....	1.80
Kyle Gray.....	1.93
Cody Greenhill.....	2.30
Carson Skipper.....	3.68
Ryan Watson.....	3.72
Richard Fitts.....	5.14
Will Morrison.....	5.40

BP SCORELESS IP (current/long)

Elliott Anderson.....	5.2	15.2
Davis Daniel.....	5.2	5.2
Richard Fitts.....	0.1	2.1
Brooks Fuller.....	--	5.0
Peyton Glavine.....	3.1	3.1
Kyle Gray.....	1.1	3.0
Cody Greenhill.....	--	11.0
Ryan Hoerter.....	2.0	2.0
Bailey Horn.....	3.0	3.0
Will Morrison.....	2.2	2.2
Jack Owen.....	3.1	7.1
Blake Schilleci.....	1.0	3.2
Carson Skipper.....	2.1	3.1
Garrett Wade.....	4.0	4.0
Ryan Watson.....	1.1	4.2

2019 Auburn Baseball
Team Game-by-Game for Auburn (as of Mar 18, 2019)
Pitching (All games)

Date	Opponent	ip	h	r	er	bb	so	2b	3b	hr	wp	bk	hbp	dp	ibb	score	w-l	sv	era
Feb 15	GEORGIA SOUTHE	9.0	9	2	1	1	12	2	0	0	0	0	0	0	0	11-2	1-0	1	1.00
Feb 16	GEORGIA SOUTHE	13.0	12	7	7	3	11	1	0	2	4	0	1	1	1	5-7	1-1	1	3.27
Feb 17	GEORGIA SOUTHE	13.0	10	3	1	6	7	1	0	0	1	0	2	1	2	4-3	2-1	1	2.31
Feb 19	ALABAMA A&M	9.0	4	1	0	1	17	2	0	0	0	2	0	0	0	10-1	3-1	1	1.84
Feb 20	ALABAMA A&M	9.0	8	2	0	5	10	2	0	0	1	0	0	1	0	10-2	4-1	1	1.53
Feb 22	at UCF	9.0	5	1	1	4	10	1	0	0	0	0	1	0	0	4-1	5-1	2	1.45
Feb 23	at UCF	8.0	9	6	5	2	9	2	0	0	0	0	0	0	0	1-6	5-2	2	1.93
Feb 24	at UCF	9.0	11	9	9	3	3	1	0	4	0	0	2	2	2	13-9	6-2	2	2.73
Mar 01	CINCINNATI	9.0	2	0	0	0	15	1	0	0	0	0	0	0	0	5-0	7-2	2	2.45
Mar 02	CINCINNATI	9.0	3	0	0	1	11	1	0	0	0	0	0	0	0	5-0	8-2	3	2.23
Mar 02	CINCINNATI	9.0	8	5	4	1	11	3	0	2	1	0	0	0	0	9-5	9-2	4	2.38
Mar 05	UT MARTIN	9.0	10	9	6	5	3	5	0	0	0	0	2	0	0	15-9	10-2	4	2.66
Mar 06	UT MARTIN	9.0	3	0	0	3	15	0	0	0	2	0	1	0	0	2-0	11-2	5	2.47
Mar 08	TEXAS AT SAN AN	9.0	4	0	0	1	10	1	0	0	1	0	0	1	0	6-0	12-2	5	2.30
Mar 09	TEXAS AT SAN AN	9.0	4	0	0	0	7	0	0	0	0	0	0	1	0	5-0	13-2	5	2.15
Mar 09	TEXAS AT SAN AN	9.0	10	3	2	1	12	1	0	0	0	0	1	0	0	8-3	14-2	5	2.15
Mar 12	at South Alabama	9.0	6	2	2	5	16	0	0	2	0	1	0	0	0	6-2	15-2	5	2.14
*Mar 15	TENNESSEE	9.0	4	0	0	2	13	0	0	0	0	1	0	0	0	2-0	16-2	6	2.02
*Mar 16	TENNESSEE	9.0	6	2	2	3	8	0	0	1	0	0	0	0	0	5-2	17-2	6	2.02
*Mar 17	TENNESSEE	9.0	10	3	2	6	2	2	1	1	0	0	0	1	1	5-3	18-2	6	2.02
Totals		187.0	138	55	42	53	202	26	1	12	10	1	13	8	4	131-55	18-2	6	2.02

AUBURN STARTING PITCHER BREAKDOWN

Starter	Quality		Run	RS/	Auburn
	GS	Starts	Support	Start	Record
T. Burns	5	3	16	3.2	4-1
C. Skipper	4	0	15	3.8	4-0
J. Owen	3	2	8	2.7	3-0
B. Horn	2	0	3	1.5	2-0
G. Wade	2	0	5	2.5	2-0
K. Gray	2	0	1	0.5	1-1
D. Daniel	1	0	5	5.0	1-0
B. Fuller	1	0	3	3.0	1-0

Auburn Overall Rankings			Auburn SEC-Only Rankings		
Category	Rank	No.	Category	Rank	No.
ERA	1st	2.02	ERA	1st	1.33
Opp BA	5th	.203	Opp BA	5th	.202
Hits Allowed	5th	138	Hits Allowed	T-4th	20
Walks	3rd	53	Walks	T-7th	11
Strikeouts	9th	202	Strikeouts	T-9th	23

AUBURN PITCHING BREAKDOWN

	W-L	ERA	IP	H	R	ER	BB	K	HR	AVG	W-L	ERA	IP	H	R	ER	BB	K	HR	AVG	
STARTERS	9-1	2.03	88.2	61	28	20	19	115	4	.189	HOME	15-1	1.48	152.0	107	37	25	39	164	6	.196
RELIEVERS	9-1	2.01	98.1	77	27	22	34	87	8	.216	ROAD	3-1	4.37	35.0	31	18	17	14	38	6	.231
TOTALS	18-2	2.02	187.0	138	55	42	53	202	12	.203	NEUT.	--	--	--	--	--	--	--	--	--	--

HITTING NOTES

2019 MULTI-HIT GAMES

	2	3	4	5+	Total
Rankin Woley	6	1	-	-	7
Edouard Julien	5	1	-	-	6
Steven Williams	4	2	-	-	6
Conor Davis	6	-	-	-	6
Matt Scheffler	3	1	-	-	4
Will Holland	3	-	1	-	4
Kason Howell	3	1	-	-	4
Judd Ward	3	1	-	-	4
Ryan Bliss	3	-	-	-	3
Everett Lau	1	1	-	-	2

CAREER MULTI-HIT GAMES

	2	3	4	5+	Total
Conor Davis	28	4	-	-	32
Will Holland	23	7	2	-	32
Edouard Julien	17	5	-	-	22
Steven Williams	11	8	3	-	22
Judd Ward	8	1	-	-	9
Rankin Woley	6	1	-	-	7
Kason Howell	3	1	-	-	4
Matt Scheffler	3	1	-	-	4
Ryan Bliss	3	-	-	-	3
Everett Lau	1	1	-	-	2

2019 MULTI-RBI GAMES

	2	3	4	5+	Total
Edouard Julien	5	3	-	-	8
Rankin Woley	5	1	-	-	6
Ryan Bliss	4	-	-	-	4
Conor Davis	2	-	-	-	2
Judd Ward	1	1	-	-	2
Steven Williams	1	1	-	-	2
Everett Lau	-	-	-	1	1
Will Holland	1	-	-	-	1
Chase Hall	1	-	-	-	1
Kason Howell	-	1	-	-	1

CAREER MULTI-RBI GAMES

	2	3	4	5+	Total
Edouard Julien	10	10	6	-	26
Conor Davis	13	4	2	1	20
Will Holland	11	7	2	-	20
Steven Williams	8	5	2	1	16
Rankin Woley	5	1	-	-	6
Judd Ward	3	1	-	-	4
Ryan Bliss	4	-	-	-	4
Chase Hall	1	-	-	-	1
Kason Howell	-	1	-	-	1
Everett Lau	-	-	-	1	1

CAREER STARTS

	Career	Consec.
Will Holland	125	15
Conor Davis	101	5
Steven Williams	85	85
Edouard Julien	78	16
Judd Ward	40	7
Ryan Bliss	20	20
Kason Howell	20	20
Rankin Woley	20	20
Matt Scheffler	16	4
Everett Lau	6	1
Chase Hall	4	1
Ed Johnson	1	-

TEAM NOTES

Auburn Overall SEC Rankings			Auburn SEC-Only Rankings		
Category	Rank	No.	Category	Rank	No.
Avg.	11th	.270	Avg.	8th	.227
Hits	11th	179	Hits	T-10th	20
2B	12th	32	2B	T-6th	3
HR	12th	14	HR	T-13th	0
BB	T-8th	101	BB	9th	10

2019 AUBURN HOME RUNS

No.	Player (#)	Opponent (Date)	On	Outs	Inn.	Pitcher
1	Edouard Julien (1)	Georgia Southern (2/17)	0	0	7th	Edwards (R)
2	Edouard Julien (2)	Alabama A&M (2/20)	0	0	5th	Mendoza (L)
3	Judd Ward (1)	Alabama A&M (2/20)	0	0	8th	Figueroa (R)
4	Edouard Julien (3)	Alabama A&M (2/20)	1	2	8th	Figueroa (R)
5	Edouard Julien (4)	at UCF (2/22)	1	0	2nd	Schuermann (L)
6	Conor Davis (1)	at UCF (2/24)	1	0	2nd	Spicer (R)
7	Steven Williams (1)	at UCF (2/24)	1	1	3rd	Spicer (R)
8	Rankin Woley (1)	at UCF (2/24)	0	2	4th	Sinclair (R)
9	Steven Williams (2)	Cincinnati (3/1)	1	1	7th	Shawver (L)
10	Ryan Bliss (1)	Cincinnati (3/2)	0	2	3rd	Batcho (L)
11	Edouard Julien (5)	UT Martin (3/5)	0	1	4th	Cannon (R)
12	Everett Lau (1)	UT Martin (3/5)	2	1	7th	O'Doherty (R)
13	Conor Davis (2)	UT Martin (3/6)	0	2	4th	Bullington (R)
14	Matt Scheffler (1)	UTSA (3/9)	0	2	5th	Foust (R)

AUBURN CAREER HOME RUN BREAKDOWN

	1R	2R	3R	GS	Career	Home	Road	Last
Bliss	1	--	--	--	1	1	0	3/02/19
Davis	1	1	3	--	5	4	1	3/6/19
Holland	8	5	1	--	15	9	7	6/02/18
Julien	6	5	8	3	22	12	10	3/5/19
Lau	--	--	1	--	1	1	--	3/5/19
Scheffler	1	--	--	--	1	1	--	3/9/19
Ward	1	0	0	0	1	1	0	2/20/19
Williams	5	5	3	1	14	8	6	3/01/19
Woley	1	--	--	--	1	--	1	2/24/19

HITTING STREAKS

	Current	'19	Career
Ryan Bliss	-	10	10
Kason Howell	1	5	5
Rankin Woley	2	5	5
Judd Ward	-	5	5
Edouard Julien	3	5	6
Conor Davis	1	7	11
Matt Scheffler	2	6	5
Chase Hall	1	1	1
Brody Moore	1	1	1
Will Holland	1	5	8
Steven Williams	-	5	6
Everett Lau	-	2	2

REACHED BASE STREAKS

	Current	'19	Career
Steven Williams	-	19	25
Rankin Woley	2	17	17
Judd Ward	-	13	13
Edouard Julien	7	11	14
Ryan Bliss	-	10	10
Kason Howell	1	10	10
Matt Scheffler	2	9	9
Conor Davis	1	7	19
Will Holland	7	7	18
Everett Lau	-	5	5
Chase Hall	3	3	3
Ed Johnson	1	1	1
Brody Moore	1	1	1
Brett Olson	1	1	2

BUNT HITS

Player	No.
Judd Ward	2
Ryan Bliss	1
Kason Howell	1
Edouard Julien	1
TOTAL	5

SAC BUNTS

Player	No.
Steven Williams	3
Kason Howell	2
Ryan Bliss	1
Will Holland	1
Judd Ward	1
Matt Scheffler	1
TOTAL	9

SAC FLIES

Player	No.
Kason Howell	4
Ryan Bliss	3
Edouard Julien	3
Judd Ward	1
Steven Williams	1
Rankin Woley	1
Matt Scheffler	1
TOTAL	12

OUTFIELD ASSISTS

Player	No.
Judd Ward	3
Kason Howell	1
TOTAL	4

PINCH HITS

Player	No.
TOTAL	0

AUBURN 2019 GAME-BY-GAME STARTING LINEUPS

DATE	OPP	1	2	3	4	5	6	7	8	9	SP
2/15	Georgia Southern	Ward	Holland	Williams	Woley	Julien	Davis	Bliss	Howell	Scheffler	Daniel
2/16	Georgia Southern	Holland	Williams	Woley	Julien	Davis	Bliss	Howell	Scheffler	Ward	Burns
2/17	Georgia Southern	Ward	Holland	Williams	Woley	Julien	Davis	Bliss	Howell	Hall	Gray
2/19	Alabama A&M	Ward	Holland	Williams	Woley	Bliss	Howell	Lau	Hall	Johnson	Skipper
2/20	Alabama A&M	Ward	Woley	Williams	Davis	Julien	Bliss	Howell	Lau	Scheffler	Fuller
2/22	at UCF	Ward	Holland	Williams	Woley	Julien	Davis	Bliss	Howell	Scheffler	Burns
2/23	at UCF	Ward	Holland	Julien	Woley	Williams	Davis	Bliss	Howell	Hall	Gray
2/24	at UCF	Ward	Holland	Julien	Woley	Williams	Davis	Bliss	Howell	Scheffler	Horn
3/1	Cincinnati	Ward	Holland	Julien	Woley	Williams	Davis	Bliss	Howell	Scheffler	Burns
3/2	Cincinnati	Ward	Holland	Julien	Williams	Woley	Davis	Bliss	Howell	Scheffler	Owen
3/3	Cincinnati	Ward	Holland	Julien	Woley	Williams	Davis	Bliss	Howell	Scheffler	Skipper
3/5	UT Martin	Holland	Williams	Julien	Woley	Bliss	Lau	Howell	Ward	Scheffler	Horn
3/6	UT Martin	Holland	Williams	Julien	Woley	Bliss	Davis	Howell	Lau	Scheffler	Wade
3/8	UTSA	Holland	Williams	Julien	Woley	Bliss	Davis	Howell	Ward	Scheffler	Burns
3/9	UTSA	Holland	Williams	Julien	Woley	Bliss	Lau	Howell	Ward	Scheffler	Owen
3/10	UTSA	Holland	Williams	Julien	Woley	Bliss	Davis	Howell	Ward	Hall	Skipper
3/12	at South Alabama	Holland	Williams	Woley	Julien	Davis	Bliss	Howell	Ward	Scheffler	Wade
3/15	Tennessee*	Holland	Williams	Woley	Julien	Davis	Bliss	Howell	Ward	Scheffler	Burns
3/16	Tennessee*	Holland	Williams	Woley	Julien	Davis	Bliss	Howell	Ward	Scheffler	Owen
3/17	Tennessee*	Holland	Williams	Woley	Julien	Davis	Bliss	Howell	Ward	Scheffler	Skipper
3/19	at UAB										
3/22	at Mississippi State*										
3/23	at Mississippi State*										
3/24	at Mississippi State*										
3/26	vs. Alabama%										
3/29	at South Carolina*										
3/30	at South Carolina*										
3/31	at South Carolina*										
4/2	Georgia Tech										
4/4	Arkansas*										
4/5	Arkansas*										
4/6	Arkansas*										
4/9	Jacksonville State										
4/12	at Texas A&M*										
4/13	at Texas A&M*										
4/14	at Texas A&M*										
4/16	at Georgia Tech										
4/18	Ole Miss*										
4/19	Ole Miss*										
4/20	Ole Miss*										
4/23	at Jacksonville State										
4/25	at Vanderbilt*										
4/26	at Vanderbilt*										
4/27	at Vanderbilt*										
5/3	Alabama*										
5/4	Alabama*										
5/5	Alabama*										
5/7	UAB										
5/10	Georgia*										
5/11	Georgia*										
5/12	Georgia*										
5/14	North Alabama*										
5/16	at LSU*										
5/17	at LSU*										
5/18	at LSU*										

* - SEC Game

% - MAX Capital City Classic (Montgomery, Ala.)

AUBURN 2019 GAME-BY-GAME STARTERS

DATE	OPP	SP	C	1B	2B	3B	SS	LF	CF	RF	DH
2/15	Georgia Southern	Daniel	Scheffler	Woley	Bliss	Julien	Holland	Ward	Howell	Williams	Davis
2/16	Georgia Southern	Burns	Scheffler	Woley	Bliss	Julien	Holland	Ward	Howell	Williams	Davis
2/17	Georgia Southern	Gray	Hall	Woley	Bliss	Julien	Holland	Ward	Howell	Williams	Davis
2/19	Alabama A&M	Skipper	Hall	Woley	Bliss	Johnson	Holland	Ward	Howell	Williams	Lau
2/20	Alabama A&M	Fuller	Scheffler	Woley	Lau	Julien	Bliss	Ward	Howell	Williams	Davis
2/22	at UCF	Burns	Scheffler	Woley	Bliss	Julien	Holland	Ward	Howell	Williams	Davis
2/23	at UCF	Gray	Hall	Woley	Bliss	Julien	Holland	Ward	Howell	Williams	Davis
2/24	at UCF	Horn	Scheffler	Woley	Bliss	Julien	Holland	Ward	Howell	Williams	Davis
3/1	Cincinnati	Burns	Scheffler	Woley	Bliss	Julien	Holland	Ward	Howell	Williams	Lau
3/2	Cincinnati	Owens	Scheffler	Woley	Bliss	Julien	Holland	Ward	Howell	Williams	Davis
3/3	Cincinnati	Skipper	Scheffler	Woley	Bliss	Julien	Holland	Ward	Howell	Williams	Davis
3/5	UT Martin	Horn	Scheffler	Woley	Bliss	Julien	Holland	Ward	Howell	Williams	Lau
3/6	UT Martin	Wade	Scheffler	Woley	Bliss	Julien	Holland	Davis	Howell	Williams	Lau
3/8	UTSA	Burns	Scheffler	Woley	Bliss	Julien	Holland	Ward	Howell	Williams	Davis
3/9	UTSA	Owen	Scheffler	Woley	Bliss	Julien	Holland	Ward	Howell	Williams	Lau
3/10	UTSA	Skipper	Hall	Woley	Bliss	Julien	Holland	Ward	Howell	Williams	Davis
3/12	at South Alabama	Wade	Scheffler	Woley	Bliss	Julien	Holland	Ward	Howell	Williams	Davis
3/15	Tennessee*	Burns	Scheffler	Woley	Bliss	Julien	Holland	Ward	Howell	Williams	Davis
3/16	Tennessee*	Owen	Scheffler	Woley	Bliss	Julien	Holland	Ward	Howell	Williams	Davis
3/17	Tennessee*	Skipper	Scheffler	Woley	Bliss	Julien	Holland	Ward	Howell	Williams	Davis
3/19	at UAB										
3/22	at Mississippi State*										
3/23	at Mississippi State*										
3/24	at Mississippi State*										
3/26	vs. Alabama%										
3/29	at South Carolina*										
3/30	at South Carolina*										
3/31	at South Carolina*										
4/2	Georgia Tech										
4/4	Arkansas*										
4/5	Arkansas*										
4/6	Arkansas*										
4/9	Jacksonville State										
4/12	at Texas A&M*										
4/13	at Texas A&M*										
4/14	at Texas A&M*										
4/16	at Georgia Tech										
4/18	Ole Miss*										
4/19	Ole Miss*										
4/20	Ole Miss*										
4/23	at Jacksonville State										
4/25	at Vanderbilt*										
4/26	at Vanderbilt*										
4/27	at Vanderbilt*										
5/3	Alabama*										
5/4	Alabama*										
5/5	Alabama*										
5/7	UAB										
5/10	Georgia*										
5/11	Georgia*										
5/12	Georgia*										
5/14	North Alabama*										
5/16	at LSU*										
5/17	at LSU*										
5/18	at LSU*										

* - SEC Game

^ - MAX Capital City Classic (Montgomery, Ala.)

OVERALL STATS



**2019 Auburn Baseball
Overall Statistics for Auburn (as of Mar 18, 2019)
(All games Sorted by Batting avg)**



Record: 18-2 Home: 15-1 Away: 3-1 SEC: 3-0

Player	avg	gp-gs	ab	r	h	2b	3b	hr	rbi	tb	slg%	bb	hp	so	gdp	ob%	sf	sh	sb-att	po	a	e	fld%	
4 Woley, Rankin	.321	20-20	78	15	25	6	1	1	19	36	.462	9	3	23	4	.407	1	0	2-2	160	15	1	.994	
6 Scheffler, Matt	.304	18-16	56	12	17	3	0	1	8	23	.411	5	3	6	1	.385	1	1	4-5	162	18	2	.989	
10 Julien, Edouard	.299	19-19	67	20	20	3	0	5	20	38	.567	17	4	23	1	.461	1	0	2-2	7	25	4	.889	
16 Howell, Kason	.294	20-20	68	13	20	4	0	0	14	24	.353	8	3	16	0	.373	4	2	10-11	54	1	2	.965	
24 Davis, Conor	.288	17-16	66	9	19	3	0	2	8	28	.424	3	0	12	3	.319	0	0	1-1	2	0	0	1.000	
1 Ward, Judd	.266	20-19	64	12	17	2	2	1	9	26	.406	15	4	13	0	.429	1	1	1-2	36	3	0	1.000	
41 Williams, Steven	.253	20-20	75	16	19	3	0	2	10	28	.373	12	2	16	1	.367	1	3	1-1	42	0	0	1.000	
17 Holland, Will	.243	19-19	70	14	17	3	0	0	5	20	.286	16	2	13	3	.398	0	1	9-10	11	46	5	.919	
9 Bliss, Ryan	.219	20-20	73	15	16	3	1	1	11	24	.329	11	0	17	1	.310	3	1	5-5	26	38	1	.985	

19 Moore, Brody	1.000	1-0	1	0	1	0	1	0	0	3	3.000	0	0	0	0	1.000	0	0	0-0	0	0	0	.000	
2 Lau, Everett	.250	9-6	24	4	6	1	0	1	6	10	.417	2	1	6	1	.333	0	0	1-1	4	3	0	1.000	
11 Hall, Chase	.154	5-4	13	0	2	1	0	0	2	3	.231	1	1	1	1	.267	0	0	0-0	38	2	2	.952	
7 Johnson, Ed	.000	2-1	4	0	0	0	0	0	0	0	.000	1	0	1	0	.200	0	0	0-0	3	1	0	1.000	
5 Eaton, Jarrett	.000	3-0	2	0	0	0	0	0	0	0	.000	0	0	0	0	.000	0	0	1-1	1	0	0	1.000	
3 Warner, Devin	.000	2-0	2	0	0	0	0	0	0	0	.000	0	0	1	0	.000	0	0	0-0	0	0	0	.000	
21 Henderson, Jackso	.000	3-0	1	1	0	0	0	0	0	0	.000	0	0	1	0	.000	0	0	0-0	1	0	0	1.000	
38 Olson, Brett	.000	1-0	0	0	0	0	0	0	0	0	.000	1	0	0	0	1.000	0	0	0-0	0	0	0	.000	
Totals	.270	20	664	131	179	32	5	14	112	263	.396	101	23	149	16	.379	12	9	37-41	561	174	20	.974	
Opponents	.203	20	679	55	138	26	1	12	44	202	.297	53	13	202	7	.272	4	7	20-23	520	183	33	.955	

LOB - Team (158), Opp (140). DPs turned - Team (8), Opp (18). IBB - Team (6), Julien, E. 4, Howell, K. 1, Holland, W. 1, Opp (4). Picked off - Scheffler, M 2, Holland, W. 1, Howell, K. 1.

(All games Sorted by Earned run avg)

Player	era	w-l	app	gs	cg	sho	sv	ip	h	r	er	bb	so	2b	3b	hr	b/avg	wp	hp	bks	sfa	sha		
44 Owen, Jack	0.31	3-0	5	3	1	1/1	0	29.0	16	2	1	2	33	2	0	1	.162	1	0	0	0	2		
14 Anderson, Elliott	0.47	3-0	9	0	0	0/2	0	19.0	14	1	1	5	24	4	0	1	.200	1	1	0	0	0		
32 Burns, Tanner	0.54	3-0	5	5	1	1/2	0	33.1	15	2	2	5	48	3	0	0	.133	1	1	0	0	0		
40 Wade, Garrett	0.64	3-0	4	2	0	0/1	0	14.0	6	1	1	7	21	1	0	1	.128	2	1	1	0	1		
20 Greenhill, Cody	2.30	0-0	8	0	0	0/2	3	15.2	11	5	4	4	10	2	0	1	.204	1	3	0	1	0		
29 Skipper, Carson	2.86	3-0	7	4	0	0/1	2	22.0	21	10	7	5	25	3	1	2	.247	1	1	0	0	1		

23 Glavine, Peyton	0.00	0-0	4	0	0	0/0	0	3.0	3	0	0	3	5	1	0	0	.250	0	0	0	0	0		
31 Schilleci, Blake	0.00	0-0	1	0	0	0/0	0	1.0	0	0	0	0	2	0	0	0	.000	0	0	0	0	0		
18 Fuller, Brooks	1.38	1-0	6	1	0	0/0	1	13.0	7	7	2	9	7	0	0	1	.152	1	1	0	0	0		
37 Watson, Ryan	3.72	0-1	5	0	0	0/0	0	9.2	9	4	4	1	5	2	0	1	.265	0	0	0	2	1		
13 Daniel, Davis	4.50	0-0	1	1	0	0/0	0	2.0	4	2	1	0	4	0	0	0	.364	0	0	0	0	0		
36 Gray, Kyle	5.00	1-1	5	2	0	0/1	0	9.0	8	7	5	7	7	2	0	1	.235	1	2	0	1	1		
43 Fitts, Richard	5.14	1-0	5	0	0	0/0	0	7.0	9	4	4	1	4	3	0	1	.310	0	0	0	0	1		
33 Morrison, Will	5.40	0-0	4	0	0	0/1	0	5.0	5	3	3	2	6	0	0	1	.263	1	3	0	0	0		
8 Horn, Bailey	14.54	0-0	3	2	0	0/0	0	4.1	10	7	7	2	1	3	0	1	.435	0	0	0	0	0		
Totals	2.02	18-2	20	20	2	6/4	6	187.0	138	55	42	53	202	26	1	12	.203	10	13	1	4	7		
Opponents	5.92	2-18	20	20	0	0/0	0	173.1	179	131	114	101	149	32	5	14	.270	27	23	7	12	9		

PB - Team (4), Scheffler, M 2, Hall, C. 2, Opp (1). Pickoffs - Team (3), Greenhill, C 1, Scheffler, M 1, Skipper, C. 1, Opp (4). SBA/ATT - Scheffler, M (17-20), Burns, T. (3-4), Owen, J. (3-4), Hall, C. (3-3), Daniel, D. (2-2), Skipper, C. (2-2), Gray, K. (2-2), Wade, G. (1-2), Morrison, W. (1-1), Horn, B. (1-1), Watson, R. (1-1), Fitts, R. (1-1), Fuller, B. (1-1), Anderson, E. (1-1), Greenhill, C (1-1).

SEC STATS



2019 Auburn Baseball
Conference statistics for Auburn (as of Mar 18, 2019)
(SEC games only Sorted by Batting avg)



Record: 3-0 Home: 3-0 Away: 0-0 SEC: 3-0

Player	avg	gp-gs	ab	r	h	2b	3b	hr	rbi	tb	slg%	bb	hp	so	gdp	ob%	sf	sh	sb-att	po	a	e	fld%	
1 Ward, Judd	.375	3-3	8	0	3	0	0	0	1	3	.375	1	0	1	0	.444	0	0	0-0	7	1	0	1.000	
17 Holland, Will	.300	3-3	10	3	3	0	0	0	0	3	.300	2	0	2	1	.417	0	0	4-4	2	9	2	.846	
10 Julien, Edouard	.300	3-3	10	1	3	1	0	0	4	4	.400	2	0	4	0	.417	0	0	0-0	3	5	0	1.000	
6 Scheffler, Matt	.286	3-3	7	2	2	0	0	0	3	2	.286	1	1	0	0	.444	0	0	1-2	24	1	1	.962	
24 Davis, Conor	.273	3-3	11	1	3	1	0	0	0	4	.364	0	0	0	2	.273	0	0	0-0	0	0	0	.000	
41 Williams, Steven	.200	3-3	10	1	2	0	0	0	0	2	.200	1	0	4	0	.273	0	1	0-0	5	0	0	1.000	
16 Howell, Kason	.200	3-3	10	2	2	1	0	0	0	3	.300	0	1	4	0	.273	0	0	2-2	10	0	0	1.000	
4 Woley, Rankin	.167	3-3	12	0	2	0	0	0	1	2	.167	0	0	3	1	.167	0	0	1-1	26	3	0	1.000	
9 Bliss, Ryan	.000	3-3	9	2	0	0	0	0	0	0	.000	3	0	3	0	.250	0	0	1-1	2	9	0	1.000	

2 Lau, Everett	.000	1-0	1	0	0	0	0	0	0	0	.000	0	0	0	0	.000	0	0	1-1	0	0	0	.000	
5 Eaton, Jarrett	.000	1-0	0	0	0	0	0	0	0	0	.000	0	0	0	0	.000	0	0	1-1	0	0	0	.000	
Totals	.227	3	88	12	20	3	0	0	9	23	.261	10	2	21	4	.320	0	1	11-12	81	29	3	.973	
Opponents	.202	3	99	5	20	2	1	2	4	30	.303	11	1	23	0	.288	0	0	6-6	72	29	6	.944	

LOB - Team (17), Opp (25). DPs turned - Team (1), Opp (5). IBB - Team (0), Opp (1). Picked off - Scheffler, M 1.

(SEC games only Sorted by Earned run avg)

Player	era	w-l	app	gs	cg	sho	sv	ip	h	r	er	bb	so	2b	3b	hr	b/avg	wp	hp	bk	sfa	sha
32 Burns, Tanner	0.00	0-0	1	1	0	0/1	0	6.2	4	0	0	1	9	0	0	0	.167	0	0	0	0	0
20 Greenhill, Cody	1.93	0-0	2	0	0	0/1	1	4.2	3	1	1	2	4	0	0	1	.188	0	1	0	0	0
44 Owen, Jack	2.25	0-0	1	1	0	0/0	0	4.0	2	1	1	0	4	0	0	1	.143	0	0	0	0	0
18 Fuller, Brooks	2.45	1-0	1	0	0	0/0	0	3.2	2	1	1	2	3	0	0	0	.154	0	0	0	0	0
29 Skipper, Carson	3.00	0-0	1	1	0	0/0	0	3.0	3	2	1	1	1	0	1	0	.250	0	0	0	0	0

14 Anderson, Elliott	0.00	1-0	2	0	0	0/1	0	1.2	2	0	0	2	1	0	0	0	.286	0	0	0	0	0
36 Gray, Kyle	0.00	1-0	1	0	0	0/0	0	1.2	1	0	0	2	0	1	0	0	.200	0	0	0	0	0
37 Watson, Ryan	0.00	0-0	1	0	0	0/0	0	1.0	2	0	0	0	1	0	0	0	.400	0	0	0	0	0
23 Glavine, Peyton	0.00	0-0	1	0	0	0/0	0	0.1	0	0	0	1	0	0	0	0	.000	0	0	0	0	0
43 Fitts, Richard	0.00	0-0	1	0	0	0/0	0	0.1	1	0	0	0	0	1	0	0	.500	0	0	0	0	0
Totals	1.33	3-0	3	3	0	1/1	1	27.0	20	5	4	11	23	2	1	2	.202	0	1	0	0	0
Opponents	3.00	0-3	3	3	0	0/0	0	24.0	20	12	8	10	21	3	0	0	.227	1	2	0	0	1

PB - Team (1), Scheffler, M 1. Pickoffs - Team (0), Opp (1). SBA/ATT - Scheffler, M (6-6), Gray, K. (2-2), Burns, T. (2-2), Watson, R. (1-1), Greenhill, C (1-1).

HOME GAMES



**2019 Auburn Baseball
Overall Statistics for Auburn (as of Mar 17, 2019)
(Home games Sorted by Batting avg)**



Record: 15-1 Home: 15-1 Away: 0-0 SEC: 3-0

Player	avg	gp-gs	ab	r	h	2b	3b	hr	rbi	tb	slg%	bb	hp	so	gdp	ob%	sf	sh	sb-att	po	a	e	fld%	
4 Woley, Rankin	.349	16-16	63	10	22	6	1	0	18	30	.476	6	2	18	3	.417	1	0	1-1	133	12	1	.993	
16 Howell, Kason	.339	16-16	56	11	19	4	0	0	12	23	.411	8	1	14	0	.418	2	1	9-10	41	1	2	.955	
10 Julien, Edouard	.327	15-15	55	18	18	3	0	4	18	33	.600	10	4	17	0	.457	1	0	2-2	6	23	4	.879	
6 Scheffler, Matt	.293	14-13	41	9	12	1	0	1	8	16	.390	5	3	4	1	.400	1	1	3-4	129	17	1	.993	
24 Davis, Conor	.265	13-12	49	6	13	2	0	1	4	18	.367	2	0	10	2	.294	0	0	1-1	2	0	0	1.000	
17 Holland, Will	.264	15-15	53	13	14	2	0	0	3	16	.302	14	2	8	2	.435	0	0	9-10	7	36	4	.915	
41 Williams, Steven	.262	16-16	61	13	16	3	0	1	6	22	.361	8	2	16	1	.361	1	2	0-0	32	0	0	1.000	
1 Ward, Judd	.260	16-15	50	9	13	2	0	1	5	18	.360	9	4	10	0	.406	1	1	1-2	29	3	0	1.000	
9 Bliss, Ryan	.193	16-16	57	13	11	1	1	1	8	17	.298	10	0	12	1	.300	3	1	5-5	23	32	1	.982	

19 Moore, Brody	1.000	1-0	1	0	1	0	1	0	0	3	3.000	0	0	0	0	1.000	0	0	0-0	0	0	0	.000	
2 Lau, Everett	.250	9-6	24	4	6	1	0	1	6	10	.417	2	1	6	1	.333	0	0	1-1	4	3	0	1.000	
11 Hall, Chase	.167	4-3	12	0	2	1	0	0	2	3	.250	1	0	0	1	.231	0	0	0-0	33	2	1	.972	
7 Johnson, Ed	.000	2-1	4	0	0	0	0	0	0	0	.000	1	0	1	0	.200	0	0	0-0	3	1	0	1.000	
5 Eaton, Jarrett	.000	3-0	2	0	0	0	0	0	0	0	.000	0	0	0	0	.000	0	0	1-1	1	0	0	1.000	
3 Warner, Devin	.000	2-0	2	0	0	0	0	0	0	0	.000	0	0	1	0	.000	0	0	0-0	0	0	0	.000	
21 Henderson, Jackso	.000	3-0	1	1	0	0	0	0	0	0	.000	0	0	1	0	.000	0	0	0-0	1	0	0	1.000	
38 Olson, Brett	.000	1-0	0	0	0	0	0	0	0	0	.000	1	0	0	0	1.000	0	0	0-0	0	0	0	.000	
Totals	.277	16	531	107	147	26	3	10	90	209	.394	77	19	118	12	.381	10	6	33-37	456	149	16	.974	
Opponents	.196	16	545	37	107	22	1	6	28	149	.273	39	10	164	5	.261	3	6	14-17	412	152	24	.959	

LOB - Team (124), Opp (110). DPs turned - Team (6), Opp (13). IBB - Team (3), Howell, K. 1, Julien, E. 1, Holland, W. 1, Opp (4). Picked off - Scheffler, M 2, Howell, K. 1.

(Home games Sorted by Earned run avg)

Player	era	w-l	app	gs	cg	sho	sv	ip	h	r	er	bb	so	2b	3b	hr	b/avg	wp	hp	bk	sfa	sha		
32 Burns, Tanner	0.33	2-0	4	4	1	1/2	0	27.2	13	1	1	3	41	2	0	0	.138	1	0	0	0	0		
44 Owen, Jack	0.36	3-0	4	3	1	1/1	0	24.2	13	1	1	2	25	1	0	1	.159	1	0	0	0	2		
14 Anderson, Elliott	0.64	3-0	6	0	0	0/2	0	14.0	8	1	1	3	16	4	0	1	.160	1	0	0	0	0		
18 Fuller, Brooks	1.38	1-0	6	1	0	0/0	1	13.0	7	7	2	9	7	0	0	1	.152	1	1	0	0	0		
29 Skipper, Carson	1.80	2-0	6	4	0	0/1	2	20.0	18	7	4	2	24	3	1	1	.234	1	1	0	0	0		
20 Greenhill, Cody	2.70	0-0	6	0	0	0/2	2	13.1	11	5	4	4	9	2	0	1	.234	1	3	0	1	0		

40 Wade, Garrett	0.00	2-0	3	1	0	0/1	0	9.0	4	0	0	3	13	1	0	0	.133	2	1	0	0	1		
36 Gray, Kyle	0.00	1-0	3	1	0	0/1	0	5.2	4	2	0	4	4	1	0	0	.200	1	2	0	1	1		
23 Glavine, Peyton	0.00	0-0	4	0	0	0/0	0	3.0	3	0	0	3	5	1	0	0	.250	0	0	0	0	0		
31 Schilleci, Blake	0.00	0-0	1	0	0	0/0	0	1.0	0	0	0	0	2	0	0	0	.000	0	0	0	0	0		
37 Watson, Ryan	3.68	0-1	4	0	0	0/0	0	7.1	6	3	3	1	5	2	0	1	.240	0	0	0	1	1		
13 Daniel, Davis	4.50	0-0	1	1	0	0/0	0	2.0	4	2	1	0	4	0	0	0	.364	0	0	0	0	0		
43 Fitts, Richard	5.40	1-0	4	0	0	0/0	0	5.0	7	3	3	1	2	3	0	0	.333	0	0	0	0	1		
33 Morrison, Will	6.00	0-0	3	0	0	0/1	0	3.0	4	2	2	2	6	0	0	0	.333	1	2	0	0	0		
8 Horn, Bailey	8.10	0-0	2	1	0	0/0	0	3.1	5	3	3	2	1	2	0	0	.333	0	0	0	0	0		
Totals	1.48	15-1	16	16	2	6/4	5	152.0	107	37	25	39	164	22	1	6	.196	10	10	0	3	6		
Opponents	6.09	1-15	16	16	0	0/0	0	137.1	147	107	93	77	118	26	3	10	.277	25	19	6	10	6		

PB - Team (2), Scheffler, M 2, Opp (1). Pickoffs - Team (3), Skipper, C. 1, Scheffler, M 1, Greenhill, C 1, Opp (3). SBA/ATT - Scheffler, M (11-14), Burns, T. (3-4), Hall, C. (3-3), Owen, J. (2-3), Daniel, D. (2-2), Wade, G. (0-1), Fitts, R. (1-1), Greenhill, C (1-1), Horn, B. (1-1), Fuller, B. (1-1), Skipper, C. (1-1), Anderson, E. (1-1), Watson, R. (1-1).

AWAY GAMES



**2019 Auburn Baseball
Overall Statistics for Auburn (as of Mar 13, 2019)
(Away games Sorted by Batting avg)**



Record: 3-1 Home: 0-0 Away: 3-1 SEC: 0-0

Player	avg	gp-gs	ab	r	h	2b	3b	hr	rbi	tb	slg%	bb	hp	so	gdp	ob%	sf	sh	sb-att	po	a	e	fld%
24 Davis, Conor	.353	4-4	17	3	6	1	0	1	4	10	.588	1	0	2	1	.389	0	0	0-0	0	0	0	.000
6 Scheffler, Matt	.333	4-3	15	3	5	2	0	0	0	7	.467	0	0	2	0	.333	0	0	1-1	33	1	1	.971
9 Bliss, Ryan	.313	4-4	16	2	5	2	0	0	3	7	.438	1	0	5	0	.353	0	0	0-0	3	6	0	1.000
1 Ward, Judd	.286	4-4	14	3	4	0	2	0	4	8	.571	6	0	3	0	.500	0	0	0-0	7	0	0	1.000
41 Williams, Steven	.214	4-4	14	3	3	0	0	1	4	6	.429	4	0	0	0	.389	0	1	1-1	10	0	0	1.000
4 Woley, Rankin	.200	4-4	15	5	3	0	0	1	1	6	.400	3	1	5	1	.368	0	0	1-1	27	3	0	1.000
17 Holland, Will	.176	4-4	17	1	3	1	0	0	2	4	.235	2	0	5	1	.263	0	1	0-0	4	10	1	.933
10 Julien, Edouard	.167	4-4	12	2	2	0	0	1	2	5	.417	7	0	6	1	.474	0	0	0-0	1	2	0	1.000
16 Howell, Kason	.083	4-4	12	2	1	0	0	0	2	1	.083	0	2	2	0	.188	2	1	1-1	13	0	0	1.000

11 Hall, Chase	.000	1-1	1	0	0	0	0	0	0	0	.000	0	1	1	0	.500	0	0	0-0	5	0	1	.833
Totals	.241	4	133	24	32	6	2	4	22	54	.406	24	4	31	4	.368	2	3	4-4	105	25	4	.970
Opponents	.231	4	134	18	31	4	0	6	16	53	.396	14	3	38	2	.316	1	1	4-4	108	31	9	.939

LOB - Team (34), Opp (30). DPs turned - Team (2), Opp (5). IBB - Team (3), Julien, E. 3. Picked off - Holland, W. 1.

(Away games Sorted by Earned run avg)

Player	era	w-l	app	gs	cg	sho	sv	ip	h	r	er	bb	so	2b	3b	hr	b/avg	wp	hp	bk	sfa	sha
14 Anderson, Elliott	0.00	0-0	3	0	0	0/0	0	5.0	6	0	0	2	8	0	0	0	.300	0	1	0	0	0
44 Owen, Jack	0.00	0-0	1	0	0	0/0	0	4.1	3	1	0	0	8	1	0	0	.176	0	0	0	0	0
32 Burns, Tanner	1.59	1-0	1	1	0	0/0	0	5.2	2	1	1	2	7	1	0	0	.105	0	1	0	0	0
40 Wade, Garrett	1.80	1-0	1	1	0	0/0	0	5.0	2	1	1	4	8	0	0	1	.118	0	0	1	0	0
36 Gray, Kyle	13.50	0-1	2	1	0	0/0	0	3.1	4	5	5	3	3	1	0	1	.286	0	0	0	0	0

20 Greenhill, Cody	0.00	0-0	2	0	0	0/0	1	2.1	0	0	0	0	1	0	0	0	.000	0	0	0	0	0
37 Watson, Ryan	3.86	0-0	1	0	0	0/0	0	2.1	3	1	1	0	0	0	0	0	.333	0	0	0	1	0
33 Morrison, Will	4.50	0-0	1	0	0	0/0	0	2.0	1	1	1	0	0	0	0	1	.143	0	1	0	0	0
43 Fitts, Richard	4.50	0-0	1	0	0	0/0	0	2.0	2	1	1	0	2	0	0	1	.250	0	0	0	0	0
29 Skipper, Carson	13.50	1-0	1	0	0	0/0	0	2.0	3	3	3	3	1	0	0	1	.375	0	0	0	0	1
8 Horn, Bailey	36.00	0-0	1	1	0	0/0	0	1.0	5	4	4	0	0	1	0	1	.625	0	0	0	0	0
Totals	4.37	3-1	4	4	0	0/0	1	35.0	31	18	17	14	38	4	0	6	.231	0	3	1	1	1
Opponents	5.25	1-3	4	4	0	0/0	0	36.0	32	24	21	24	31	6	2	4	.241	2	4	1	2	3

PB - Team (2), Hall, C. 2. Pickoffs - Team (0), Opp (1). SBA/ATT - Scheffler, M (4-4), Skipper, C. (1-1), Owen, J. (1-1), Morrison, W. (1-1), Wade, G. (1-1).

LAST FIVE GAMES



**2019 Auburn Baseball
Overall Statistics for Auburn (as of Mar 18, 2019)
(Last Five Sorted by Batting avg)**



Record: 5-0 Home: 4-0 Away: 1-0 SEC: 3-0

Player	avg	gp-gs	ab	r	h	2b	3b	hr	rbi	tb	slg%	bb	hp	so	gdp	ob%	sf	sh	sb-att	po	a	e	fld%	
24 Davis, Conor	.368	5-5	19	3	7	1	0	0	3	8	.421	0	0	1	2	.368	0	0	1-1	0	0	0	.000	
1 Ward, Judd	.333	5-5	12	2	4	0	1	0	2	6	.500	4	1	1	0	.529	0	0	0-0	10	1	0	1.000	
17 Holland, Will	.278	5-5	18	5	5	0	0	0	0	5	.278	4	0	4	1	.409	0	0	4-4	3	15	2	.900	
6 Scheffler, Matt	.273	4-4	11	3	3	1	0	0	3	4	.364	1	1	0	0	.385	0	0	1-2	40	1	1	.976	
10 Julien, Edouard	.250	5-5	16	3	4	2	0	0	7	6	.375	6	0	6	1	.455	0	0	0-0	4	6	1	.909	
16 Howell, Kason	.250	5-5	16	2	4	2	0	0	4	6	.375	0	1	4	0	.263	2	0	3-3	12	1	1	.929	
4 Woley, Rankin	.190	5-5	21	0	4	0	0	0	2	4	.190	1	0	6	2	.227	0	0	2-2	39	5	0	1.000	
9 Bliss, Ryan	.118	5-5	17	5	2	0	0	0	0	2	.118	3	0	6	0	.250	0	0	1-1	4	11	0	1.000	
41 Williams, Steven	.111	5-5	18	3	2	0	0	0	1	2	.111	3	0	7	0	.238	0	1	0-0	6	0	0	1.000	

11 Hall, Chase	.333	1-1	3	0	1	0	0	0	0	1	.333	1	0	0	0	.500	0	0	0-0	13	0	0	1.000	
2 Lau, Everett	.000	1-0	1	0	0	0	0	0	0	0	.000	0	0	0	0	.000	0	0	1-1	0	0	0	.000	
5 Eaton, Jarrett	.000	1-0	0	0	0	0	0	0	0	0	.000	0	0	0	0	.000	0	0	1-1	0	0	0	.000	
Totals	.237	5	152	26	36	6	1	0	22	44	.289	23	3	35	6	.344	2	1	14-15	135	42	5	.973	
Opponents	.214	5	168	10	36	3	1	4	8	53	.315	17	2	51	0	.294	0	0	8-8	123	45	10	.944	

LOB - Team (32), Opp (42). DPs turned - Team (1), Opp (7). IBB - Team (0), Opp (1). Picked off - Scheffler, M 1.

(Last Five Sorted by Earned run avg)

Player	era	w-l	app	gs	cg	sho	sv	ip	h	r	er	bb	so	2b	3b	hr	b/avg	wp	hp	bk	sfa	sha		
32 Burns, Tanner	0.00	0-0	1	1	0	0/1	0	6.2	4	0	0	1	9	0	0	0	.167	0	0	0	0	0		
14 Anderson, Elliott	0.00	1-0	3	0	0	0/1	0	3.2	5	0	0	2	7	0	0	0	.313	0	0	0	0	0		
29 Skipper, Carson	1.17	1-0	2	2	0	0/0	0	7.2	8	2	1	1	6	0	1	0	.267	0	0	0	0	0		
40 Wade, Garrett	1.80	1-0	1	1	0	0/0	0	5.0	2	1	1	4	8	0	0	1	.118	0	0	1	0	0		
18 Fuller, Brooks	1.93	1-0	2	0	0	0/0	0	4.2	2	1	1	3	3	0	0	0	.125	0	0	0	0	0		
44 Owen, Jack	2.25	0-0	1	1	0	0/0	0	4.0	2	1	1	0	4	0	0	1	.143	0	0	0	0	0		
36 Gray, Kyle	2.45	1-0	2	0	0	0/0	0	3.2	2	1	1	3	2	1	0	1	.167	0	0	0	0	0		
20 Greenhill, Cody	2.70	0-0	3	0	0	0/1	1	6.2	6	3	2	2	8	0	0	1	.240	0	2	0	0	0		

23 Glavine, Peyton	0.00	0-0	2	0	0	0/0	0	1.1	0	0	0	1	2	0	0	0	.000	0	0	0	0	0		
37 Watson, Ryan	0.00	0-0	1	0	0	0/0	0	1.0	2	0	0	0	1	0	0	0	.400	0	0	0	0	0		
43 Fitts, Richard	13.50	0-0	2	0	0	0/0	0	0.2	3	1	1	0	1	2	0	0	.600	0	0	0	0	0		
Totals	1.60	5-0	5	5	0	1/1	1	45.0	36	10	8	17	51	3	1	4	.214	0	2	1	0	0		
Opponents	4.61	0-5	5	5	0	0/0	0	41.0	36	26	21	23	35	6	1	0	.237	3	3	2	2	1		

PB - Team (1), Scheffler, M 1. Pickoffs - Team (1), Skipper, C. 1, Opp (1). SBA/ATT - Scheffler, M (7-7), Gray, K. (2-2), Burns, T. (2-2), Wade, G. (1-1), Greenhill, C (1-1), Hall, C. (1-1), Fitts, R. (1-1), Watson, R. (1-1).

LAST 10 GAMES



**2019 Auburn Baseball
Overall Statistics for Auburn (as of Mar 18, 2019)
(Last 10 Sorted by Batting avg)**



Record: 10-0 Home: 9-0 Away: 1-0 SEC: 3-0

Player	avg	gp-gs	ab	r	h	2b	3b	hr	rbi	tb	slg%	bb	hp	so	gdp	ob%	sf	sh	sb-att	po	a	e	fld%	
6 Scheffler, Matt	.423	9-9	26	8	11	2	0	1	5	16	.615	3	2	0	0	.500	1	0	2-3	83	6	1	.989	
24 Davis, Conor	.333	8-8	30	5	10	1	0	1	5	14	.467	1	0	7	2	.355	0	0	1-1	2	0	0	1.000	
17 Holland, Will	.297	10-10	37	8	11	1	0	0	1	12	.324	6	2	6	1	.422	0	0	6-6	5	29	2	.944	
4 Woley, Rankin	.263	10-10	38	4	10	1	0	0	8	11	.289	4	1	11	2	.349	0	0	2-2	75	11	1	.989	
1 Ward, Judd	.250	10-9	24	4	6	0	1	0	3	8	.333	7	2	4	0	.455	0	0	0-0	15	1	0	1.000	
16 Howell, Kason	.242	10-10	33	5	8	2	0	0	7	10	.303	3	1	10	0	.300	3	0	8-8	26	1	1	.964	
10 Julien, Edouard	.235	10-10	34	9	8	2	0	1	9	13	.382	8	3	9	1	.422	0	0	0-0	5	12	1	.944	
41 Williams, Steven	.211	10-10	38	9	8	2	0	0	3	10	.263	6	0	10	1	.318	0	1	0-0	17	0	0	1.000	
9 Bliss, Ryan	.147	10-10	34	9	5	1	0	1	4	9	.265	6	0	9	0	.262	2	0	3-3	15	22	0	1.000	

11 Hall, Chase	.333	1-1	3	0	1	0	0	0	0	1	.333	1	0	0	0	.500	0	0	0-0	13	0	0	1.000	
2 Lau, Everett	.231	4-3	13	2	3	1	0	1	5	7	.538	0	0	2	1	.231	0	0	1-1	0	0	0	.000	
3 Warner, Devin	.000	1-0	1	0	0	0	0	0	0	0	.000	0	0	0	0	.000	0	0	0-0	0	0	0	.000	
5 Eaton, Jarrett	.000	2-0	1	0	0	0	0	0	0	0	.000	0	0	0	0	.000	0	0	1-1	1	0	0	1.000	
7 Johnson, Ed	.000	1-0	0	0	0	0	0	0	0	0	.000	1	0	0	0	1.000	0	0	0-0	3	0	0	1.000	
Totals	.260	10	312	63	81	13	1	5	50	111	.356	46	11	68	8	.368	6	1	24-25	270	88	7	.981	
Opponents	.198	10	328	24	65	12	1	6	21	97	.296	27	5	97	2	.269	1	0	9-11	243	85	17	.951	

LOB - Team (70), Opp (67). DPs turned - Team (3), Opp (9). IBB - Team (0), Opp (1). Picked off - Scheffler, M 2.

(Last 10 Sorted by Earned run avg)

Player	era	w-l	app	gs	cg	sho	sv	ip	h	r	er	bb	so	2b	3b	hr	b/avg	wp	hp	bks	sfa	sha		
32 Burns, Tanner	0.00	1-0	2	2	0	0/2	0	13.2	8	0	0	2	19	1	0	0	.170	1	0	0	0	0		
44 Owen, Jack	0.69	1-0	2	2	1	1/0	0	13.0	6	1	1	0	11	0	0	1	.140	0	0	0	0	0		
40 Wade, Garrett	0.90	2-0	2	2	0	0/1	0	10.0	3	1	1	6	16	0	0	1	.091	0	1	1	0	0		
14 Anderson, Elliott	0.90	2-0	5	0	0	0/2	0	10.0	8	1	1	3	13	2	0	1	.211	1	0	0	0	0		
18 Fuller, Brooks	1.00	1-0	4	0	0	0/0	1	9.0	4	4	1	6	4	0	0	0	.125	0	1	0	0	0		
29 Skipper, Carson	2.77	1-0	4	3	0	0/1	1	13.0	13	6	4	1	15	1	1	1	.255	1	0	0	0	0		
20 Greenhill, Cody	3.12	0-0	4	0	0	0/1	1	8.2	7	4	3	2	8	1	0	1	.219	0	3	0	0	0		

23 Glavine, Peyton	0.00	0-0	2	0	0	0/0	0	1.1	0	0	0	1	2	0	0	0	.000	0	0	0	0	0		
33 Morrison, Will	0.00	0-0	1	0	0	0/1	0	0.2	1	0	0	1	1	0	0	0	.333	0	0	0	0	0		
36 Gray, Kyle	1.93	1-0	3	0	0	0/1	0	4.2	3	1	1	3	3	1	0	1	.188	1	0	0	0	0		
37 Watson, Ryan	3.00	0-0	2	0	0	0/0	0	3.0	4	1	1	1	2	2	0	0	.333	0	0	0	1	0		
43 Fitts, Richard	6.75	1-0	3	0	0	0/0	0	2.2	5	2	2	0	2	3	0	0	.385	0	0	0	0	0		
8 Horn, Bailey	81.00	0-0	1	1	0	0/0	0	0.1	3	3	3	1	1	1	0	0	.750	0	0	0	0	0		
Totals	1.80	10-0	10	10	1	4/3	3	90.0	65	24	18	27	97	12	1	6	.198	4	5	1	1	0		
Opponents	6.22	0-10	10	10	0	0/0	0	81.0	81	63	56	46	68	13	1	5	.260	14	11	6	6	1		

PB - Team (2), Scheffler, M 2. Pickoffs - Team (1), Skipper, C. 1, Opp (2). SBA/ATT - Scheffler, M (8-10), Burns, T. (3-4), Gray, K. (2-2), Fitts, R. (1-1), Wade, G. (1-1), Owen, J. (0-1), Greenhill, C (1-1), Hall, C. (1-1), Watson, R. (1-1).

GAMES SUMMARY



**2019 Auburn Baseball
Games Summary for Auburn (as of Mar 18, 2019)
(All games)**



Score by innings	1	2	3	4	5	6	7	8	9	EX	Total
Auburn	20	10	21	11	17	11	15	21	4	1	131
Opponents	9	14	6	5	2	6	2	8	1	2	55

Record when ...

Overall	18-2	After 6 leading	15-1
Conference	3-0 trailing	1-1
Non-Conference	15-2 tied	2-0
Home games	15-1	After 7 leading	16-0
Away games	3-1 trailing	0-1
Neutral site	0-0 tied	2-1
Day games	11-1	After 8 leading	18-0
Night games	7-1 trailing	0-2
vs Left starter	3-1 tied	0-0
vs Right starter	15-1		
1-Run games	1-0	Hit 0 home runs	9-2
2-Run games	3-1	... 1 home run	6-0
5+Run games	9-1	... 2+ home runs	3-0
Extra innings	1-1		
Shutouts	6-0	Opponent 0 home runs	13-1
	 1 home run	2-0
Scoring 0-2 runs	2-1 2+ HRs	3-1
..... 3-5 runs	7-1		
..... 6-9 runs	4-0	Made 0 errors	7-0
..... 10+ runs	5-0 1 error	5-2
	 2+ errors	6-0
Opponent 0-2 runs	12-0		
..... 3-5 runs	4-0	Opp. made 0 errors	5-0
..... 6-9 runs	2-2 1 error	3-1
..... 10+ runs	0-0 2+ errors	10-1
Scored in 1st inning	8-0	Out-hit opponent	10-0
Opp. scored in 1st	5-1	Out-hit by opponent	3-2
Scores first	10-1	Hits are tied	5-0
Opp. scores first	8-1		

Record when team scores:

Runs	0	1	2	3	4	5	6	7	8	9	10+
W-L	0-0	0-1	2-0	0-0	2-0	5-1	2-0	0-0	1-0	1-0	5-0

Record when opponent scores:

Runs	0	1	2	3	4	5	6	7	8	9	10+
W-L	6-0	2-0	4-0	3-0	0-0	1-0	0-1	0-1	0-0	2-0	0-0

Record when leading after:

Inn.	1	2	3	4	5	6	7	8
W-L	6-0	7-0	9-1	12-1	14-1	15-1	16-0	18-0

Record when trailing after:

Inn.	1	2	3	4	5	6	7	8
W-L	2-1	4-1	5-1	2-1	1-1	1-1	0-1	0-2

Record when tied after:

Inn.	1	2	3	4	5	6	7	8
W-L	10-1	7-1	4-0	4-0	3-0	2-0	2-1	0-0

Current winning streak: 13
 Longest winning streak: 13
 Longest losing streak: 1

Home attendance : 50885 (14 dates avg = 3634)
 Away attendance : 7792 (4 dates avg = 1948)
 Total attendance: 58677 (18 dates avg = 3259)

TV/RADIO ROSTER



1 JUDD WARD



2 EVERETT LAU




3 DEVIN WARNER




4 RANKIN WOLEY



5 JARRETT EATON



6 MATT SCHEFFLER



7 ED JOHNSON



8 BAILEY HORN



9 RYAN BLISS



10 EDOUARD JULIEN



11 CHASE HALL



12 RYAN HOERTER



13 DAVIS DANIEL



14 ELLIOT ANDERSON



16 KASON HOWELL



17 WILL HOLLAND



18 BROOKS FULLER



19 BRODY MOORE



20 CODY GREENHILL



21 JACKSON HENDERSON



22 FORD LUTTRELL



23 PEYTON GLAVINE




24 CONOR DAVIS



25 DAWSON SWEATT



26 TROY BEARDEN



29 CARSON SKIPPER



31 BLAKE SCHILLECI



32 TANNER BURNS



33 WILL MORRISON



36 KYLE GRAY



37 RYAN WATSON



38 BRETT OLSON



40 GARRETT WADE



41 STEVEN WILLIAMS



43 RICHARD FITTS



44 JACK OWEN



30 BUTCH THOMPSON



35 KARL NONEMAKER



39 GABE GROSS



34 STEVE SMITH