

### THE MATCHUP

#### GAMES 19-21

MARCH 15-17, 2019 | SAMFORD STADIUM - HITCHCOCK FIELD AT PLAINSMAN PARK (4,096) | AUBURN, ALA.

#### NO. 21 TENNESSEE VOLUNTEERS (17-1)

at

#### NO. 15 AUBURN TIGERS (15-2)



**Head Coach:**  
Tony Vitello  
**Record at UT:**  
46-28 (2nd year)  
**Career Record:**  
Same  
**Highest Ranking:**  
No. 21 (USA Today)



**Head Coach:**  
Butch Thompson  
**Record at AU:**  
118-84 (4th year)  
**Career Record:**  
157-96 (5th year)  
**Highest Ranking:**  
No. 15 (Perfect Game)

#### TEAM STATS

	No.	SEC Rk	NCAA Rk
<b>Batting Average:</b>	.293	9	47
<b>Runs:</b>	136	7	19
<b>Hits:</b>	169	6	32
<b>Home Runs:</b>	19	6	19
<b>Stolen Bases:</b>	32	5	20
<b>ERA:</b>	2.19	4	6
<b>WHIP:</b>	0.93	2	2
<b>Fielding Pct:</b>	.977	5	44

\*NCAA rankings as of 3/14/2019

#### TEAM STATS

	No.	SEC Rk	NCAA Rk
<b>Batting Average:</b>	.276	12	92
<b>Runs:</b>	119	14	46
<b>Hits:</b>	159	11	53
<b>Home Runs:</b>	14	12	56
<b>Stolen Bases:</b>	26	7	49
<b>ERA:</b>	2.14	3	4
<b>WHIP:</b>	1.00	3	4
<b>Fielding Pct:</b>	.974	8	76

\*NCAA rankings as of 3/14/2019

#### FRIDAY - 7 PM ET

UT | RHP Garrett Stallings  
Stats: 4 GS, 4-0, 1.63 ERA

AU | RHP Tanner Burns  
Stats: 4 GS, 3-0, 0.67 ERA

#### SATURDAY - 7 PM ET

UT | RHP Zach Linginfelter  
Stats: 4 GS, 4-0, 0.75 ERA

AU | LHP Jack Owen  
Stats: 2 GS, 3-0, 0.00 ERA

#### SUNDAY - 2 PM ET

UT | RHP Will Neely  
Stats: 4 GS, 2-1, 6.16 ERA

AU | TBD  
Stats: --

#### SERIES HISTORY: TENNESSEE - AUBURN

**Overall:** Auburn leads, 92-39

**In Knoxville:** Auburn leads, 40-20

**In Auburn:** Auburn leads, 52-19

**At Neutral Sites:** N/A

**Last Meeting:** April 15, 2017 in Knoxville (L, 8-1)

#### Last Five Meetings (1-4)

Date	Result	Location
4/15/17	Tennessee 1, <b>Auburn 8</b>	Knoxville
4/14/17	<b>Tennessee 5</b> , Auburn 4	Knoxville
4/13/17	Tennessee 2, <b>Auburn 3</b>	Knoxville
4/16/16	Tennessee 6, <b>Auburn 7</b>	Auburn
4/15/16	Tennessee 0, <b>Auburn 2</b>	Auburn

### KEY STORYLINES

#### LEADING OFF

- **UT OPENS SEC PLAY AT AUBURN:** The Vols open SEC play on the Plains this weekend as they travel to Auburn to face off against the 15th-ranked Tigers.
- **SERIES HISTORY:** Auburn has controlled the all-time series with UT, posting a 92-39 record against the Vols. The Big Orange will look to win their first series against the Tigers since May of 2011. A series win would also be the first for Tennessee at Auburn since March of 2005.
- **LAST TIME OUT:** UT is coming of a midweek sweep over UNC Asheville to improve to 17-1 on the year, which is tied for the best record in program history through 18 games, tying the 1997 SEC Eastern Division title team.

#### QUICK HITTERS

- **VOLS IN THE TOP 25:** Tennessee entered play this week ranked in the Top 25 in five of the six major college baseball polls. The last time UT was ranked in five polls at the same time was March 23, 2014.
- **VOLS IN SEC OPENERS:** The Vols will look to win their SEC opener for the fourth time in the past five years this weekend. UT is 32-43 all time in SEC openers and 4-7 when they face Auburn.
- **GETTING ON-BASE:** UT has been one of the top teams in the country when it comes to getting on base this season. The Vols rank eighth nationally with a .424 on-base percentage. The Big Orange also lead the nation with 122 walks.

#### BROADCAST INFO

**TV / STREAM:**  
SEC Network+ (Fri. & Sun.)

##### TALENT:

Andy Burcham | PxP  
Mark Fuller | Analyst

**SEC Network (Sat.)**

##### TALENT:

Clay Matvick | PxP  
Chris Burke | Analyst  
Ben McDonald | Analyst

##### RADIO:

Vol Radio Network  
WNML (FM 99.1 / AM 990)  
UTSports.com | Online

##### TALENT:

John Wilkerson

##### LIVE STATS:

UTSports.com

## 2019 SCHEDULE

#### RECORD

17-1

SEC	0-0
NON-CONFERENCE	17-1
HOME	13-1
AWAY	0-0
NEUTRAL	4-0

DATE	OPPONENT (TV)	TIME/RESULT
2/15	Appalachian State	W, 6-0
2/16	Appalachian State	W, 2-0
2/17	Appalachian State	W, 3-0
2/19	Northern Kentucky	W, 18-0
2/22	Indiana	W, 5-1
2/23	Indiana	W, 11-0
2/24	Indiana	W, 5-3
2/26	Liberty	W, 7-1
2/27	Middle Tennessee	W, 2-0
3/1	vs. Louisiana Monroe <sup>1</sup>	W, 7-2
3/2	vs. North Florida <sup>1</sup>	W, 10-2
3/2	vs. Western Kentucky <sup>1</sup>	W, 6-3 (7)
3/5	vs. Troy <sup>2</sup>	W, 11-2
3/8	Fresno State	W, 8-3
3/9	Fresno State	W, 13-9
3/10	Fresno State	L, 10-7
3/12	UNC Asheville	W, 8-4
3/13	UNC Asheville	W, 7-2
3/15	@ #15 Auburn*	7 p.m.
3/16	@ #15 Auburn* (SECN)	7 p.m.
3/17	@ #15 Auburn*	2 p.m.
3/19	@ ETSU	6 p.m.
3/22	South Carolina*	6:30 p.m.
3/23	South Carolina*	6 p.m.
3/24	South Carolina*	2 p.m.
3/26	ETSU	6 p.m.
3/29	@ Vanderbilt*	7:30 p.m.
3/30	@ Vanderbilt* (SECN)	9 p.m.
3/31	@ Vanderbilt* (SECN)	3 p.m.
4/2	Belmont (SECN)	7 p.m.
4/5	Mississippi State*	6:30 p.m.
4/6	Mississippi State*	6 p.m.
4/7	Mississippi State*	2 p.m.
4/9	Lipscomb	6 p.m.
4/11	Georgia* (SECN)	7 p.m.
4/12	Georgia*	6:30 p.m.
4/13	Georgia*	3 p.m.
4/16	Morehead State	6 p.m.
4/18	@ Kentucky*	6:30 p.m.
4/19	@ Kentucky*	6:30 p.m.
4/20	@ Kentucky*	2 p.m.
4/23	Gardner-Webb	6 p.m.
4/26	@ Arkansas*	7:30 p.m.
4/27	@ Arkansas*	7:30 p.m.
4/28	@ Arkansas* (SECN)	5 p.m.
5/3	Missouri*	6:30 p.m.
5/4	Missouri* (SECN)	12 p.m.
5/5	Missouri*	2 p.m.
5/7	Austin Peay	6 p.m.
5/10	@ Florida*	6:30 p.m.
5/11	@ Florida* (SECN)	3 p.m.
5/12	@ Florida*	1 p.m.
5/14	Tennessee Tech	6 p.m.
5/16	Ole Miss*	6:30 p.m.
5/17	Ole Miss* (SECN-BL)	6:30 p.m.
5/18	Ole Miss*	2 p.m.
5/21-26	SEC Tournament	TBD

\* Southeastern Conference game  
1 - Cox Diamond Invitational (Pensacola, Fla.)  
2 - Hoover Classic (Hoover, Ala.)

All times Eastern & Subject to Change

SOCIAL MEDIA:



@VOL\_BASEBALL



TENNESSEE BASEBALL

## MEDIA INFORMATION

### CREDENTIALS

Media credentials will be issued to members of the working media only. Children and other non-workers will be prohibited. Requests for credentials should be made by calling or emailing **Sean Barows** at least one day in advance of each home game or series. All credentials not picked up at the Media Relations Office will be left at the ticket will call window at the entrance of the stadium.

### INTERVIEWS

Tennessee Head Coach **Tony Vitello** is available to meet working members of the media following each game at Lindsey Nelson Stadium. Media members are not permitted in the locker room or clubhouse area at anytime.

Interviews with visiting team members may also be done on the field, subject to the policy of the visiting team's media relations representative.

### PHOTOGRAPHERS

Media credentials are required for all photographers and television media.

Photo decks are located atop the stairwells behind the first- and third-base lines. There are also field-level photo wells at the far end of each dugout. Both still and television photographers are welcome to shoot from these locations. Television crews are welcome to film from the mezzanine level underneath the press box.

Photographers *will not* be permitted in or between the dugouts and may not use the weight room to change locations.

### PRESS BOX

The Lindsey Nelson Stadium press box is for working members of the media only. The press box includes space for working members of the press, official and visiting scorers, public address announcer and scoreboard operator. Also located on the press level are two radio booths and a television/VIP booth. Admission to the press box is by credential only.

Updated cumulative statistics, game notes and scorecards, along with team rosters, will be available in the press box at each home game. A final box score will be compiled and distributed at the completion of each game.

An official scorer is assigned to all home games, and **Sean Barows** will keep the media informed of all scoring decisions, notable facts and records.

### INTERNET

High-speed wireless Internet is available in the Lindsey Nelson Stadium press box, including both radio booths and the television booth. There also are a limited number of DSL connections available for use by the media in the press box and phone lines for dial-up access are available as well.

### MEDIA RELATIONS INFORMATION

**Overnight Mail Address**  
1551 Lake Loudoun Blvd.  
Anderson Training Center, Ground Floor  
Knoxville, TN 37996

**Sean Barows**  
Assistant Director of Media Relations

**Office Phone:** 865-974-7478  
**Cell:** 561-312-9432  
**Fax:** 865-974-8875  
**Email:** sbarows@utk.edu

### FOLLOW ONLINE

**Website**  
UTSports.com/baseball  
**Twitter**  
@Vol\_Baseball  
**Facebook**  
Facebook.com/VolBaseball  
**Instagram**  
Vol\_Baseball

## 2019 TENNESSEE NUMERICAL ROSTER

No.	Name	Pos.	Cl.	B/T	Ht.	Wt.	Hometown/Previous School
1	Alerick Soularie	OF/INF	So.	R/R	6-0	185	Houston, Texas/San Jacinto CC
4	Jay Charleston	OF/INF	Jr.	R/R	5-10	170	Longwood, Fla./Lake Brantley
5	Zach Daniels	OF	So.	R/R	6-1	190	Stockbridge, Ga./Eagles Landing Christian
6	Evan Russell	OF	So.	R/R	5-11	190	Lexington, Tenn./Scotts Hill HS
7	Jake Rucker	INF	Fr.	R/R	6-1	178	Greenbrier, Tenn./Pope John Paul II
8	Christian Scott	OF	Fr.	L/L	5-10	168	Clarksville, Tenn./Rossvie HS
9	Justin Ammons	OF	Jr.	L/R	5-10	180	Memphis, Tenn./Bartlett HS
10	Pete Derkay	UTL	Jr.	L/R	5-11	210	Acworth, Ga./Allatoona HS
11	Will Heflin	LHP	Jr.	L/L	5-11	165	Morristown, Tenn./Morristown West
12	Ricky Martinez	INF	Jr.	R/R	6-0	175	Pflugerville, Texas/Grayson College
13	Andre Lipcius	INF	Jr.	R/R	6-1	190	Williamsburg, Va./Lafayette
14	Austin Knight	INF	Fr.	R/R	6-1	180	Jacksonville, Fla./The Bolles School
15	Will Neely	RHP	Sr.	R/R	5-11	155	Knoxville, Tenn./Hardin Valley Academy
16	Camden Sewell	RHP	Fr.	L/R	6-5	184	Cleveland, Tenn./Cleveland
17	Connor Pavolony	C	Fr.	R/R	6-0	190	Woodstock, Ga./River Ridge
18	Chase Wallace	RHP	So.	R/R	6-2	195	Sevierville, Tenn./Sevier County
19	Landon Gray	C	Jr.	L/R	6-0	207	Granbury, Texas/Weatherford College
20	Tanner Kohlhepp	INF/RHP	Fr.	L/R	6-3	212	Eau Claire, Wis./Eau Claire Memorial
21	Trey Lipscomb	INF/RHP	Fr.	S/R	6-3	190	Frederick, Md./Urbana
25	Zach Linginfelter	RHP	Jr.	L/R	6-5	220	Sevierville, Tenn./Sevier County
27	Garrett Stallings	RHP	Jr.	R/R	6-2	200	Chesapeake, Va./Grassfield
28	Elijah Pleasants	RHP	Fr.	R/R	6-5	177	Clarksville, Tenn./Rossvie
29	Daniel Vasquez	RHP	R-Jr.	R/R	5-10	175	El Cajon, Calif./Granite Hill
30	Andrew Schultz	RHP	Jr.	R/R	6-4	195	Alpharetta, Ga./Greater Atlanta Christian
31	Caleb Pearson	RHP	Fr.	R/R	6-1	200	Brentwood, Tenn./Brentwood
32	Sean Hunley	RHP	So.	R/R	6-4	220	Mount Juliet, Tenn./Mount Juliet
34	Garrett Crochet	LHP	So.	L/L	6-5	210	Ocean Springs, Miss./Ocean Springs
35	Nico Mascia	INF	R-Jr.	S/R	5-10	200	Knoxville, Tenn./Farragut
36	Matthew Ellis	C	Fr.	L/R	6-4	227	Waddy, Ky./Shelby County
37	Richard Jackson	RHP	R-Sr.	R/R	5-11	185	Atlanta, Ga./Woodward Academy
38	Paul Komistek	OF	Fr.	R/R	6-2	200	Knoxville, Tenn./Farragut
40	Luc Lipcius	INF	Jr.	L/L	6-2	215	Williamsburg, Va./Lafayette
42	Max Ferguson	INF	Fr.	L/R	6-1	175	Atlantic Beach, Fla./The Bolles School
45	Chase Silseth	RHP	Fr.	R/R	6-0	200	Farmington, New Mexico/Piedra Vista
46	Redmond Walsh	LHP	R-So.	L/L	5-11	155	Louisville, Tenn./Alcoa

### COACHING & SUPPORT STAFF

**Head Coach:** Tony Vitello (Missouri, '02)  
**Record at Tennessee (Years):** 46-28 (2nd)  
**Overall Record (Years):** Same

**Assistant Coach:** Frank Anderson (2nd Season)  
**Assistant Coach:** Josh Elander (2nd Season)  
**Assistant Coach:** Ross Kivett (2nd Season)  
**Director of Operations:** Chad Zurcher (4th Season)  
**S&C Coach:** Quentin Eberhardt (2nd Season)  
**Athletic Trainer:** Jeff Wood (19th Season)

### PRONUNCIATION GUIDE

Garrett **Crochet** (crow-SHAY)  
Tanner **Kohlhepp** (cole-HEP)  
Paul **Komistek** (COM-is-tech)  
Andre **Lipcius** (lip-see-us)  
Luc **Lipcius** (lip-see-us)  
Nico **Mascia** (NEEK-oh MAH-sha)  
Connor **Pavolony** (PAV-oh-lone-ee)  
Camden **Sewell** (SUE-uhl)  
Chase **Silseth** (SILL-seth)  
Alerick **Soularie** (soul-LAR-ee)  
Daniel **Vasquez** (vas-KEZ)

### QUICK FACTS

#### GENERAL UNIVERSITY INFO

Location: Knoxville, Tenn.  
Founded: 1794  
Enrollment: 28,894  
Conference: Southeastern (SEC)  
Nickname: Volunteers (Vols)  
Colors: Orange (PMS 151) and White  
Mascot: Smokey (a Bluejacket Coonhound)  
Interim President: Randy Boyd  
Interim Chancellor: Wayne T. Davis  
Director of Athletics: Phillip Fulmer  
Faculty Athletics Rep: Dr. Donald Bruce

#### BASEBALL HISTORY

First Year of Baseball: 1897  
All-Time Overall Record: 2,049-1,604-14  
All-Time Collegiate Record: 2,049-1,601-14  
All-Time SEC Record: 732-891-1 (.451)  
SEC Regular-Season Championships (Last): 3 (1995)  
Eastern Division Championships (Last): 6 (1997)  
SEC Tournament Championships (Last): 3 (1995)

SEC Tournament Appearances (Last): 15 (2016)  
Regional Appearances (Last): 9 (2005)  
Super Regional Appearances (Last): 2 (2005)  
CWS Appearances (Last): 4 (2005)

#### TEAM INFO

2018 Record: 29-27  
Home/Away/Neutral: 21-15/8-12/0-0  
2018 SEC Record (Finish): 12-18 (t-12th/t-6th East)  
Home/Away: 9-6/3-12  
Final National Rankings:  
RPI: 75  
USA Today Coaches: NR  
D1Baseball: NR  
Baseball America: NR  
Perfect Game: NR  
Collegiate Baseball: NR  
NCBWA: NR  
Positional Starters Returning/Lost: 6/3  
Pitchers Returning/Lost: 11/4  
Letterwinners Returning/Lost: 19/10  
Newcomers: 16

BY THE NUMBERS

2

Junior third baseman **Andre Lipcius** has already hit two grand slams this season. He is the first UT player to have two in the same season since **Blake Forsythe** in 2010.

5

Sophomore JUCO transfer **Alerick Soularie** has hit five home runs in UT's last five games. The Houston, Texas native leads the team and ranks third in the SEC with six total.

17-1

UT's 17-1 start is tied with the 1997 team for the best through 18 games in program history. It is also the best record for any UT team heading into SEC play in program history.

ROUNDING THE BASES

SCOUTING REPORT: AUBURN

- 2018 Record: 43-23 (15-15 SEC)
- 2018 Postseason: NCAA Gainesville Super Regional (1-2)
- Auburn was picked to finish fourth in the Western Division of the SEC Preseason Coaches' Poll after finishing in a tie for third in the Western Division last season.
- The Tigers are coached by Butch Thompson, who is in his fourth season leading the program. He has led AU to a 118-84 record since taking over as head coach in October of 2015.
- Auburn is ranked in all six major college baseball polls this week with its highest ranking being No. 15 in the Perfect Game poll. The Tigers are ranked No. 17 in the USA Today Coaches' Poll, four spots ahead of Tennessee.
- The Tigers lost 15 players from last season's Super Regional team but did return starting pitcher Tanner Burns, who was a Preseason All-SEC first-team selection. Burns, a sophomore right hander, enters the series with a 3-0 record and 0.68 ERA (sixth in the SEC). He also ranks second in the conference with 39 strikeouts.
- Auburn also boasts another one of the league's top pitchers in sophomore lefty Jack Owen, who owns a 2-0 record and leads the SEC with a perfect 0.00 ERA. Owen has allowed just 14 hits and one unearned run in 25.0 innings of work this season.
- The duo of Rankin Woley and Edouard Julien lead the Tigers offensively. Woley leads the team with a .348 batting average, 23 hits, six doubles and 18 RBI while Julien leads the team with 19 runs scored and five home runs.

SERIES HISTORY

- Auburn leads 92-39 and 52-19 in games played in Auburn, Ala.
- Tennessee will be looking for its first series win over to Tigers since May of 2011 and its first road series win in the series since March of 2005.
- The Vols are 4-7 all time against Auburn in SEC openers. This will mark the first time since 2009 that UT has opened SEC play against the Tigers.

VOLS IN THE POLLS

- The Vols entered this week ranked in the Top 25 of five of the six major college baseball polls. They are No. 13 in the RPI as well, the highest ranking of any SEC team.
- Tennessee's highest ranking is No. 21 in the USA Today Top 25, their highest ranking in any poll since being ranked No. 21 in the Perfect Game Poll on April 14, 2014.
- UT comes in at No. 22 in this week's NCBWA Poll and *Collegiate Baseball News* Poll.
- Tennessee is also ranked No. 23 in the D1Baseball Top 25, up two spots from last week.
- The Big Orange made their debut in the Baseball American Top 25 this week, coming in at No. 25.
- This week marks the first time the Vols have been ranked in five or more polls simultaneously since March 23, 2014 (*Collegiate Baseball News* - 14, *USA Today* - 16, *Perfect Game* - 16, *Baseball America* - 18, *NCBWA* - 21).

SUPER SOULARIE

- Newcomer **Alerick Soularie** has emerged as one of the team's top hitters this season.
- The sophomore JUCO transfer is on a tear entering SEC play with home runs in four of the last five games and five total homers in that span. He leads the team and ranks third in the SEC with six long balls this season.
- The Houston, Texas native also leads the SEC in slugging percentage (.854) and ranks second on the team with a .390 batting average and 16 RBI.
- Soularie homered in both of UT's midweek wins over UNC Asheville and has three jacks in the Vols' series win over Fresno State last weekend.

AMMONS SPARKING OFFENSE

- **Justin Ammons** has been one of the team's most consistent hitters this season while batting leadoff for the Vols.
- The junior outfielder has reached base in 17 of 18 games this season and had his 26-game on-base streak snapped on Wednesday.
- The Memphis native has also recorded a hit in 13 of the team's 18 games this season and leads the team with 20 runs scored and a .545 on-base percentage, good for fourth in the SEC.
- Ammons ranks Top 10 in the SEC in on-base percentage (4th), runs scored (t-8th) and walks (3rd).

BASH BROTHERS

- Tennessee's twin tandem of Andre and Luc Lipcius have been two of the Vols' most productive hitters so far this season.
- The duo has combined for eight of the team's 19 home runs and are rank first and third on the team in RBI, with 22 and 14, respectively. Andre has homered in three of the past five games.
- Andre hit his second grand slam of the season in last Saturday's 13-9 win over Fresno State. He is the first Vol to hit two grand slams in a season since Blake Forsythe in 2010.
- Andre hit two home runs and had a team-leading 10 RBI in four games last week while Luc batted .417 with four runs, a double, a triple and four RBI.
- Luc has already set career highs in runs, doubles, triples, home runs, RBI and walks this season, but is likely to be out for an extended period with a broken right foot after fouling a ball off his foot against Fresno State last weekend.

RECORD BREAKERS

- Tennessee has already set a handful of program records this season.
- UT's 15-0 start was the best in program history, surpassing the 2014 team's 12-0 start, while its 15 game win streak was tied for the second-longest in program history (1951, 1994, 1997, 2004).
- UT's 17-1 record is the best in program history entering conference play.
- The Vols did not allow a run over the first 41.0 innings of the season and had a 42.2 consecutive inning shutout streak dating back to last year, the longest such streak in program history.
- By holding their first four opponents scoreless this season, UT's 2019 squad is the first in program history to record four consecutive shutouts.

RECORD BREAKDOWN

	Overall	SEC
Overall	17-1	--
Home	13-1	--
Away	0-0	--
Neutral	4-0	--
Non-Conference	17-1	--
vs. Ranked Opponent	0-0	--
Day Games	11-1	--
Night Games	6-0	--
vs. Left-Handed Starter	5-0	--
vs. Right-Handed Starter	12-1	--
1-Run Games	0-0	--
2-Run Games	3-0	--
5+ Run Games	9-0	--
Extra Innings	0-0	--
Shutouts	6-0	--
Scoring 0-2 Runs	2-0	--
Scoring 3-5 Runs	3-0	--
Scoring 6-9 Runs	7-1	--
Scoring 10+ Runs	5-0	--
Opp. 0-2 Runs	12-0	--
Opp. 3-5 Runs	4-0	--
Opp. 6-9 Runs	1-0	--
Opp. 10+ Runs	0-1	--
Score in 1st Inning	6-0	--
Opp. Score in 1st Inning	3-1	--
Score First	12-0	--
Opp. Score First	5-1	--
After 6 Innings:		
Leading	17-0	--
Trailing	0-1	--
Tied	0-0	--
After 7 Innings:		
Leading	17-0	--
Trailing	0-1	--
Tied	0-0	--
After 8 Innings:		
Leading	17-0	--
Trailing	0-1	--
Tied	0-0	--
Hit 0 Home Runs	6-0	--
Hit 1 Home Run	6-0	--
Hit 2+ Home Runs	5-1	--
Opp. 0 Home Runs	11-0	--
Opp. 1 Home Run	4-0	--
Opp. 2+ Home Runs	2-1	--
Made 0 Errors	7-1	--
Made 1 Error	6-0	--
Made 2+ Errors	4-0	--
Opp. 0 Errors	3-0	--
Opp. 1 Error	5-0	--
Opp. 2+ Errors	9-1	--
Out-Hit Opp.	14-0	--
Out-Hit by Opp.	2-1	--
Hits are tied	1-0	--
<b>BY MONTH</b>		
February	9-0	--
March	8-1	--
April	--	--
May	--	--
<b>BY UNIFORM</b>		
Pinstripes	7-0	--
Orange Top/White Pants	4-0	--
Cream	3-1	--
Smokey Grey	3-0	--



ROUNDING THE BASES

ALWAYS ON-BASE

- One of the main reasons for Tennessee's major increases offensively this season has been the ability to get on base.
- The Vols rank eighth nationally with a .424 on-base percentage and lead the country with 122 walks.
- Entering this weekend's series at Auburn, UT boasts three players with on-base streaks of 10 or more games (**Andre Lipcius - 17, Ricky Martinez - 16, Alerick Soularie - 10**).
- Leadoff man **Justin Ammons** has reached base in 17 of 18 games this season and 26 of the last 27 dating back to last year.

OFFENSIVE NUMBERS WAY UP

- Tennessee's offensive numbers are way up across the board compared to this time last year.

Stat Comparison (2018 to 2019 Through 18 Games)

Year	AVG	R	H	2B	3B	HR	RBI	SLG	OB%
2019	.293	136	169	44	3	19	115	.478	.424
2018	.267	100	163	34	3	12	94	.391	.376

PITCHING ON POINT

- The Vols enter SEC play with one of the top pitching staffs in the country.
- UT ranks sixth in the nation in ERA (2.14), second in WHIP (0.93), fifth in strikeout-to-walk ratio (4.20), sixth in walks/nine innings (2.59) and 13th in strikeouts/nine innings (10.9).
- Tennessee's six shutouts lead the country and are its most in a single season since posting six in 2005, the last time the program advanced to the NCAA Tournament and College World Series.
- While starting pitching has been lights out, the bullpen has been just as impressive, posting a 1.92 ERA and eight saves so far this season.
- Tennessee relievers have struck out 90 batters in 61.0 innings of work, led by sophomore lefty **Garrett Crochet**, who has 25 punchouts in just 13.1 innings.

TOTAL TRANSFORMATION FOR STALLINGS

- Junior **RHP Garrett Stallings** completely transformed his game this offseason and it has paid early dividends in 2019.
- The Chesapeake, Va., native went to work developing a breaking ball in the offseason in an attempt to increase his strikeout numbers this season.
- So far, so good as he has already set a new career high in punchouts in three of his four starts this season and currently leads the team with 35 strikeouts in 27.2 innings pitched (11.4 K/9 Inn).
- For reference, Stallings had just had just 37 strikeouts in 78.2 innings pitched (4.2 K/9 Inn) last season and just 76 total punchouts in 148.2 innings (4.6 K/9 Inn) over his first two collegiate seasons.
- Stallings ranks sixth in the nation with a 35-to-2 strikeout-to-walk ratio entering this weekend.

HEY, RICKY!

- Starting shortstop **Ricky Martinez** is off to a fantastic start to the season both at the plate and defensively.
- The junior college transfer is tied for the team lead with 16 hits and ranks second on the team with a .372 batting average entering the weekend.
- Martinez set a new career high with four hits in UT's 11-2 win over Troy on Tuesday.
- The Pflugerville, Texas native has been a rock at shortstop with 29 assists and 15 putouts in 46 chances.

WEEKEND WARRIORS

- Tennessee's weekend rotation of **RHP Garrett Stallings, RHP Zach Linginfelter** and **RHP Will Neely** is off to a fantastic start to 2019.
- During UT's Opening Weekend sweep of App State, the trio combined to throw 19.0 shutout innings and allowed just nine total hits while striking out 17 batters and issuing just three walks.
- Stallings set the tone with a gem on Opening Day, setting a new career high with eight strikeouts while allowing just one hit over seven shutout innings. He is off to a 3-0 start with a 0.83 ERA in 21.2 innings.
- Stallings has had eight or more strikeouts in all four of his starts this season and is a perfect 4-0.
- Linginfelter has to allowed just two runs in four starts and ranks second on the team with 30 punchouts.
- Neely is 2-1 on the year and tied a career high with six strikeouts in a win over Western Kentucky on March 2.

SPRING CLEANING

- UT enters this weekend's series with three weekend sweeps already this season.
- With a 3-0 record at the Cox Diamond Invitational two weeks ago, the Vols posted their third consecutive weekend sweep to start the season for first time since 2014 when they swept series against Purdue, UNLV and Quinnipiac to start the year.

RETURNING TALENT

- The Vols return the vast majority of their top contributors from last season at the plate and on the hill.
- Tennessee returns six position players that made 34 or more starts last season.
- UT brings back all eight pitchers that started a game last season while 13 pitchers in total return this year.
- Six of UT's top seven hitters return from last season (sorted by batting average).
- Returners accounted for 69 percent of the team's runs, 67 percent of the team's hits, 65 percent of the team's RBI and 77 percent of the team's stolen bases last season.
- According to College Baseball Analytics, 79% of UT's starts came from underclassmen last season, the highest rate of any Power 5 conference program.

TOP-TIER COMPETITION

- As is usually the case when playing in the Southeastern Conference, Tennessee will face one of the nation's toughest schedules in 2019.
- The Vols are slated to play 30 games against teams that made the NCAA tournament last year.
- UT will play 19 games against opponents that advanced to the NCAA Super Regionals in 2018 and nine against teams that went to the 2018 College World Series.
- UT is scheduled to play seven teams ranked in the USA Today Coaches' Poll Preseason Top 25.

LINGINFELTER EARNS SEC HONORS

- Junior pitcher **Zach Linginfelter** was named SEC Pitcher of the Week on Feb. 25 after a dominant performance against Indiana on Feb. 23.
- This hard-throwing right hander finished with 13 strikeouts and gave up just two hits in six shutout innings to improve to 2-0 on the year.
- The honor marked the first time Linginfelter had earned SEC weekly honors and the first time a Vols' pitcher won pitcher of the week since Bret Marks in 2015.
- Dating back to his final start of last season, Linginfelter has struck out 44 batters and allowed just four runs in his last 31.0 innings pitched.

NCAA/SEC LEADERS

NCAA (Top 50)   SEC (Top 10)				
Category	Player (Value)	NCAA	SEC	
<b>Batting Avg</b>	Ricky Martinez (.400)	-	7	
<b>Runs</b>	Justin Ammons (20)	36	8	
<b>Doubles</b>	Evan Russell (8)	18	4	
	Ricky Martinez (7)	34	6	
<b>Triples</b>	Luc Lipcius (2)	41	3	
<b>Home Runs</b>	Alerick Soularie (6)	15	3	
	Andre Lipcius (5)	29	6	
<b>RBI</b>	Andre Lipcius (22)	24	7	
<b>Walks</b>	Justin Ammons (19)	13	3	
	Evan Russell (16)	27	5	
<b>On-Base Pct</b>	Justin Ammons (.545)	30	4	
	Alerick Soularie (.510)	-	8	
	Ricky Martinez (.500)	-	10	
<b>Slugging Pct</b>	Alerick Soularie (.854)	13	1	
<b>Stolen Bases</b>	Jay Charleston (14)	5	1	
<b>Sac Bunts</b>	Jake Rucker (3)	42	3	
<b>ERA</b>	Zach Linginfelter (0.75)	26	8	
<b>Hits Allowed</b>	Zach Linginfelter (4.13)	31	5	
<b>Saves</b>	Garrett Crochet (3)	46	6	
	Redmond Walsh (3)	46	6	
	Andrew Schultz (2)	-	9	
<b>Strikeouts</b>	Garrett Stallings (35)	22	6	
<b>Walks/9 Inn.</b>	Garret Stallings (0.65)	12	2	
<b>K/BB Ratio</b>	Garrett Stallings (17.5)	6	3	
<b>WHIP</b>	Zach Linginfelter (0.75)	38	7	
<b>Wins</b>	Zach Linginfelter (4)	2	1	
	Garrett Stallings (4)	2	1	
	Sean Hunley (3)	24	9	

PITCHER SPOTLIGHT

**#25 ZACH LINGINFELTER | RHP**  
 Junior right hander **Zach Linginfelter** has been dominant on the mound this season. He leads all starting pitchers on the team with four wins and a 0.75 ERA while ranking second with 30 strikeouts over 24.0 innings of work. He is also holding opposing batters to a .136 batting average, which ranks fourth in the SEC.

**SEASON STATS:** 4 GS, 4-0, 0.75 ERA, 24.0 IP, 11 H, 2 R, 2 ER, 7 BB, 30 K, .136 OPP BATTING AVG





ROUNDING THE BASES

THE FLASH

- Junior **OF/INF Jay Charleston** has been wreaking havoc on the base paths again this season.
- Charleston leads the SEC and ranks fifth in the country with 14 stolen bases on 15 attempts this season. He is one pace to crack Tennessee's Top 10 in single-season and career stolen bases.
- The Longwood, Fla., native finished second in the SEC with 21 stolen bases as a sophomore last season and led the Vols with 65 hits.

VOLS MAKE HISTORY VS. APP STATE

- Tennessee started its 2019 season with a bang by sweeping Appalachian State on Opening Weekend and made a little history in the process.
- With three shutouts in the series, the 2019 Vols became the first team in program history to sweep a three-game series without allowing a single run.
- It was also just the third time in program history that UT has recorded three consecutive shutouts. The other two times came in 1965 and 1916.

CALL TO ARMS

- The Vols came into the season with one of the most experienced pitching staffs in all of college baseball.
- Tennessee is the only Power 5 conference school to return every pitcher that recorded a win last season.
- UT is also the only school in the SEC to return every pitcher that recorded at least one start last season.
- UT's returning pitchers accounted for 92 percent of the team's strikeouts in 2018.
- The Vols' pitching staff threw six complete games last season, three more than anyone else in the league. **RHP Will Neely** finished tied for first in the conference with three complete games.

NEWCOMERS MAKING EARLY IMPACT

- While the Vols return most of their core pieces from a year ago, they also added some talented newcomers from the junior college ranks and high school that have already made an impact this season.
- 13 newcomers have already seen action for the Vols this season (10 freshmen & three JUCO transfers).
- **Landon Gray** and **Connor Pavolony** have split time behind the plate while **Ricky Martinez** and **Jake Rucker** have been staples in the starting lineup.
- Freshman **RHP Camden Sewell** made his first-career start in a win vs. Middle Tennessee (2/27). The Cleveland, Tenn., native gave up just one hit and struck out five in six shutout innings.
- Other potential impact freshmen include: **RHP Elijah Pleasants** (4 App, 0.00 ERA), **INF Max Ferguson** (10 GP, 2 H, 2 R, 1 RBI) and **OF Christian Scott** (2 GP, 3 H, 1 2B, 1 RBI).

MIDWEEK MAESTRO SEAN HUNLEY

- Tennessee **RHP Sean Hunley** had a freshman season to remember in 2018, leading the team with a 7-3 record while posting a 2.64 ERA (best among starting pitchers).
- Hunley earned *Collegiate Baseball Newspaper* Freshman All-America honors following his stand-out debut season on Rocky Top.
- The Mount Juliet native became the first true freshman pitcher to start a season 6-0 in program history.
- Hunley has picked up where he left off last season with a 3-0 record and 2.33 ERA in four starts.

PITCHING DOMINATES OPENING WEEK

- The Vols' pitching staff shone brightly on Opening Weekend with three straight shutouts.
- The staff allowed just nine total hits and held App State to a .101 team batting average while striking out 32.

- Tennessee's bullpen did not give up a single hit and allowed just two base runners in eight innings of work during the series. UT's relievers also combined for 15 strikeouts in that span.

JUNIOR CLASS LEADS THE WAY

- A significant amount of Tennessee's success this season will fall on the shoulders of its large and experience junior class.
- UT enters the 2019 season with 14 juniors on its roster, 11 of which saw playing time for the Vols in 2018.
- Junior returners **Andre Lipcius** (.315), **Jay Charleston** (.285), **Nico Mascia** (.278) and **Justin Ammons** (.274) had the four highest batting averages on the team last season.
- Juniors **Garrett Stallings**, **Zach Linginfelter** and **Will Heflin** combined for 11 wins as sophomores last season while Linginfelter led the team with 71 strikeouts.

NEELY RETURNS FOR SENIOR SEASON

- **RHP Will Neely** returns for his senior season to anchor the Vols' weekend rotation after a solid junior campaign in 2018.
- The Knoxville native tied for the SEC lead with three complete games in 2018 and pitched at least five innings in 12 of his 14 starts.
- Neely earned a spot on the SEC All-Defensive Team in 2018 as well.

MLB DRAFT PICKS ON CURRENT TEAM

- Tennessee boasts three players on the current roster that have been selected in the Major League Baseball Draft.

Player (Pos.)	Year	Rd.	Team
Zach Linginfelter (RHP)	2018	19	Washington
Elijah Pleasants (RHP)	2018	36	Kansas City
Landon Gray (C)	2017	38	Philadelphia
Zach Linginfelter (RHP)	2016	16	New York Yankees

VOLS IN THE MLB

- Tennessee has four players that are expected to make their clubs 2019 Opening Day rosters.
- VFL **Nick Senzel** is also having a good spring and is vying for an Opening Day roster spot for the Cincinnati Reds.

FORMER VOLS ON MLB ROSTERS

Player	Pos.	Team
Zack Godley	RHP	Arizona Diamondbacks
Yan Gomes	C	Washington Nationals
Drew Steckenrider	RHP	Miami Marlins
Christin Stewart	OF	Detroit Tigers

TENNESSEE DRAFT PROSPECTS

- The Vols have a handful of players on the team who are among some of the top MLB Draft prospects in the SEC and nationally.

D1Baseball.com Top 2019 Prospects (All Schools)

- No. 56 Andre Lipcius - INF
- No. 119 Garrett Stallings - RHP
- No. 138 Zach Linginfelter - RHP

D1Baseball.com Top 2020 Prospects (All Schools)

- No. 16 Garrett Crochet - LHP
- No. 48 Zach Daniels - OF

Baseball America Top 2019 Prospects (SEC Only)

- No. 17 Andre Lipcius - INF
- No. 29 Garrett Stallings - RHP
- No. 32 Zach Linginfelter - RHP

Baseball America Top 2020 Prospects (SEC Only)

- No. 11 Garrett Crochet - LHP
- No. 17 Zach Daniels - OF

AWARDS/HONORS

SEAN HUNLEY • RHP • SO

- 2018 Collegiate Baseball Newspaper Freshman All-American

- TSWA Pitcher of the Week (March 21, 2018)

ZACH LINGINFELTER • RHP • JR

- SEC Pitcher of the Week (Feb. 25, 2019)

NICO MASCIA • INF/DH • R-JR

- 2018 SEC Co-Scholar Athlete of the Year
- 2018 CoSIDA Academic All-American (2nd Team)
- 2018 CoSIDA Academic All-District 3 (1st Team)

WILL NEELY • RHP • SR

- 2018 SEC All-Defensive Team

- TSWA Pitcher of the Week (March 13, 2018)



PLAYER SPOTLIGHT

#1 ALERICK SOULARIE | OF

Sophomore OF Alerick Soularie has emerged as one of UT's most dangerous offensive weapons this season. The Houston native leads the team with six homers (third in SEC) and leads the conference with a .854 slugging percentage. He has homered in four of the last five games and has five total long balls in that span.

2019 SEASON STATS

GP/GS	AVG	R	H	2B	HR	RBI	BB	SLG%
17/11	.390	14	16	1	6	16	10	.854



ROUNDING THE BASES

MASCIA MAKES MOST OF OPPORTUNITY

- Tennessee's **Nico Mascia** epitomizes the term "student-athlete" and was recognized for his play on the field and success in the classroom last season.
- Mascia was named SEC Co-Scholar Athlete of the Year, becoming just the second UT player to ever earn that distinction.
- Mascia also earned CoSIDA Google Cloud Academic All-American second-team honors, becoming just the sixth player in program history to do so and the first since **Chase Headley** in 2005.
- The Knoxville native also had a breakout season on the field, setting career highs in every statistical category after appearing in just one game during his first two years with the program.
- Mascia led the Vols with a .487 slugging percentage and .439 on-base percentage while finishing the year third on the team with a .278 batting average and five home runs.

VOLS IN YEAR ONE UNDER VITELLO

- Tennessee showed significant improvement in Year One under head coach Tony Vitello, who's 29 wins in 2019 are tied for the most by a first-year head coach in program history.
- The Vols had a five-win improvement in SEC play, going from just seven conference wins in 2017 to 12 in 2018. It marked just the third time since 2010 that UT reached double-digit victories in league play.
- The Big Orange won two series over ranked opponents last season (No. 14 Texas A&M & No. 13 Kentucky). The last time the Vols had two or more series wins over ranked teams was in 2014.
- UT finished with a winning record at home in SEC play (9-6) for the first time since 2005, which was also the last season the Vols made the NCAA Tournament.

VOLEADERS ACADEMY: LUC LIPCIOUS

- Tennessee junior **Luc Lipcius** is a member of the 2018-19 Voleaders Academy Class.
- Lipcius was one of 19 current student-athletes selected to the class representing 15 different sports.
- Lipcius is the second baseball player to represent the program after current pitcher **Garrett Stallings** was a member of the 2018-18 class.
- The University of Tennessee announced the inception of its Voleaders Academy in July of 2015. The program is a dynamic partnership between the UT Center for Leadership and Service, the Center for Sport, Peace and Society and the Athletics Department.

VOLSCHOLARS

- To be eligible to wear the VOLScholar patch, University of Tennessee student-athletes must achieve a 3.0 GPA in either of the two previous semesters, or they must own a cumulative 3.0 GPA (freshmen are not eligible for the patch).
- Currently, 15 Vols on the 2019 squad are eligible to wear the patch:
  - Jay Charleston
  - Garrett Crochet
  - Pete Derkay
  - Will Heflin
  - Richard Jackson
  - Zach Linginfelter
  - Andre Lipcius
  - Luc Lipcius
  - Nico Mascia
  - Will Neely
  - Evan Russell
  - Andrew Schultz
  - Garrett Stallings
  - Daniel Vasquez
  - Chase Wallace

SUMMER BALL SUCCESS

- A number of current Vols are coming off successful seasons on the Summer Ball circuit:
- INF Andre Lipcius:** Finished the regular season batting .313 with 15 extra-base hits and 27 RBIs for the Harwich Mariners in the Cape Cod League. Starred in the league's All-Star game and was named a Platinum Glove winner.
- RHP Garrett Stallings:** Was one of the top pitchers in the Cape Cod League this summer over his three starts, posting a 21-0 strikeout-to-walk ratio in 18 innings of work. Baseball America writer Teddy Cahill mentioned Stallings as one of the five pitchers in the Cape this summer that raised their profiles heading into the fall.
- OF Zach Daniels:** Was one of the top sluggers in the Northwoods League with seven homers and 43 RBI, earning a spot in the league's All-Star game. Daniels has been mentioned as a potential breakout player for the Vols next season by D1Baseball.com after his impressive summer with Kalamazoo.
- RHP Chase Wallace:** The Sevierville native finished his summer campaign with four saves in four save opportunities and a minuscule 1.76 ERA for the Santa Barbara Foresters in the California Collegiate League.
- OF/INF Jay Charleston:** Batted .315 in 34 games played for the San Luis Obispo Blues in the California Collegiate League. Charleston had 14 multi-hit games, which included four three-hit performances and also stole 26 bases this summer after a break sophomore campaign last year for the Vols.
- INF Luc Lipcius:** Finished his time with the San Luis Obispo Blues leading the team in RBIs (22), walks (26), doubles (10), extra-base hits (12) and games played (35). Lipcius also batted .331 this summer and finished second behind his Vols' teammate Jay Charleston in runs scored (27).
- LHP Redmond Walsh:** Posted a perfect 3-0 record and a 2.14 ERA while leading the Coastal Plain League with 75 strikeouts in 42.0 innings pitched this summer for the Forest City Owls. The lefty reliever also finished the season tied for fourth in the league with five saves.

ON DECK

- Following this weekend's series, the Vols close out a four-game road trip with a midweek contest against in-state foe ETSU on Tuesday at 6 p.m.
- UT welcomes South Carolina to Lindsey Nelson Stadium next weekend for its SEC Home Opener.

FOLLOW THE VOLS

- The Voice of the Volunteers **John Wilkerson** enters his 29th season on the Vol Network and his 21st year as UT's play-by-play announcer. Joining Wilkerson for his seventh-straight season with UT Baseball is color analyst **Vince Ferrara** on Sports Radio WNML FM 99.1/AM 990. **Eric Cain** will also join in on the broadcast at times through the season.
- Sports Radio WNML will carry the majority of Tennessee's regular-season games on-air. All other games can be heard live on UTSports.com.
- Vol Baseball will also have eight of its regular season games featured on the **SEC Network** as a part of the 2019 SEC Baseball television package.
- 35 of the 36 of the Vols' home games will be available for viewing on television or online stream, while each of UT's road conference games will be broadcast through ESPN/SEC Network platforms.

HOME RUN TRACKER

Player	Opp. (Date)	Inn.	Type
Ammons (1)	App State (2/15)	B6	Solo
Russell (1)	App State (2/15)	B6	Solo
Russell (2)	App State (2/17)	B2	Solo
Gray (1)	App State (2/17)	B6	Solo
L. Lipcius (1)	Northern Ky. (2/19)	B5	2-Run
A. Lipcius (1)	Liberty (2/26)	B5	GS
A. Lipcius (2)	La. Monroe (3/1)	B3	2-Run
Soularie (1)	La. Monroe (3/1)	B8	Solo
L. Lipcius (2)	North Florida (3/2)	T2	Solo
L. Lipcius (3)	Western Ky. (3/2)	B2	3-Run
Soularie (2)	Fresno State (3/8)	B1	2-Run
Soularie (3)	Fresno State (3/9)	B3	2-Run
A. Lipcius (3)	Fresno State (3/9)	B4	GS
Soularie (4)	Fresno State (3/9)	B4	Solo
Ammons (2)	Fresno State (3/10)	B2	2-Run
A. Lipcius (4)	Fresno State (3/10)	B4	Solo
A. Lipcius (5)	UNC Asheville (3/12)	B5	Solo
Soularie (5)	UNC Asheville (3/12)	B5	Solo
Soularie (6)	UNC Asheville (3/13)	B7	2-Run
<b>TOTAL (19)</b>			

SEC IN THE RPI

- As of 3/13/19
- Tennessee
  - Auburn
  - Vanderbilt
  - Arkansas
  - Ole Miss
  - South Carolina
  - Florida
  - LSU
  - Kentucky
  - Texas A&M
  - Alabama
  - Mississippi State
  - Georgia
  - Missouri



**FACELIFT FOR LINDSEY NELSON**  
Robert M. Lindsay Field had a serious makeover this offseason as the entire surface was removed and replaced with state-of-the-art artificial turf. A product of FieldTurf, a national leader in artificial turf, the surface is a brand new product that is unique to Lindsey Nelson Stadium.

SEC STANDINGS

EASTERN DIVISION

SCHOOL	CONF	OVERALL	PCT	HOME	ROAD	NEUTRAL	T25	STRK
Tennessee	0-0	17-1	.944	13-1	0-0	4-0	0-0	W2
Georgia	0-0	15-2	.882	12-1	3-1	0-0	0-0	W6
South Carolina	0-0	14-3	.824	12-2	2-0	0-1	2-1	W4
Vanderbilt	0-0	14-3	.824	12-2	0-0	2-1	1-1	W1
Kentucky	0-0	13-4	.765	10-1	3-3	0-0	0-3	W5
Florida^	0-0	14-5	.737	13-4	1-1	0-0	1-0	W4
Missouri	0-0	11-5	.688	6-0	3-2	2-3	0-0	W5

WESTERN DIVISION

SCHOOL	CONF	OVERALL	PCT	HOME	ROAD	NEUTRAL	T25	STRK
Mississippi State^	0-0	16-1	.941	14-1	0-0	2-0	4-1	W12
Alabama	0-0	16-2	.889	13-2	3-0	0-0	0-0	W12
Auburn	0-0	15-2	.882	12-1	3-1	0-0	0-0	W10
Arkansas^	0-0	14-2	.875	12-1	2-1	0-0	0-0	W3
Texas A&M	0-0	15-4	.789	12-3	0-1	3-0	2-0	L1
LSU	0-0	12-5	.706	12-1	0-4	0-0	0-3	W1
Ole Miss	0-0	12-5	.706	10-2	2-3	0-0	0-3	L2

^ 2018 CWS Participant

THIS WEEKEND IN THE SEC

(All series are Friday-Sunday)

Mississippi State at Florida (6:30pm/2pm/2pm)

Tennessee at Auburn (7pm/7pm/2pm)

Georgia at South Carolina (7pm/4pm/1:30pm)

Alabama at Ole Miss (7:30pm/2:30pm/2:30pm)

Missouri at Arkansas (7:30pm/3pm/2:30pm)

Vanderbilt at Texas A&M (7:30pm/3pm/2pm)

Kentucky at LSU (8pm/7:30pm/3pm)

All times listed in EST



SEC PRESEASON POLL

TEAM POINTS

TEAM	POINTS
<b>Eastern Division</b>	
1. Vanderbilt (9)	87
2. Florida (4)	81
3. Georgia (1)	68
4. South Carolina	53
<b>5. Tennessee</b>	40
6. Kentucky	30
7. Missouri	26

TEAM	POINTS
<b>Western Division</b>	
1. LSU (10)	88
2. Ole Miss (1)	65
3. Arkansas (1)	59
4. Auburn (1)	57
5. Texas A&M (1)	48
6. Mississippi State	47
7. Alabama	21

First-place votes in parentheses

UT IN THE POLLS

	USA TODAY	D1	BA	PG	NCBWA	CB
PRE	--	--	--	--	--	--
W2	--	--	--	--	--	--
W3	--	--	--	--	27	--
W4	21	25	--	--	22	24
W5	21	23	25	--	23	22
W6						
W7						
W8						
W9						
W10						
W11						
W12						
W13						
W14						
W15						
W16						
<b>FINAL</b>						

NATIONAL POLLS

USA Today (3/11)		D1Baseball.com (As of 3/11)		Baseball America (3/11)		Perfect Game (As of 3/11)		NCBWA (As of 3/11)		Collegiate Baseball (As of 3/11)	
School	Record	School	Record	School	Record	School	Record	School	Record	School	Record
1. Oregon State (11)	12-1-1	1. Vanderbilt	13-3	1. Vanderbilt	13-3	1. Oregon State	12-1	1. Vanderbilt	13-3	1. Florida State	13-1
2. Vanderbilt (15)	13-3	2. UCLA	11-3	2. UCLA	11-3	2. Vanderbilt	13-3	2. Oregon State	12-1-1	2. NC State	15-0
3. UCLA (2)	11-3	3. Oregon State	12-1-1	3. Stanford	12-3	3. UCLA	11-3	3. Stanford	12-3	3. Oregon State	12-1-1
4. Stanford (1)	12-3	4. Stanford	12-3	4. Florida	13-5	4. Stanford	12-3	4. UCLA	11-3	4. Vanderbilt	13-3
5. Mississippi State	15-1	5. Florida	13-5	5. Florida State	13-1	5. Mississippi State	15-1	5. Mississippi State	15-1	5. Mississippi State	15-1
6. Florida State	13-1	6. Mississippi State	15-1	6. Oregon State	12-1-1	6. Florida	13-5	6. Florida	13-5	6. UCLA	11-3
7. Florida	13-5	7. Louisville	11-4	7. Mississippi State	15-1	7. Ole Miss	12-3	7. Florida State	13-1	7. Texas Tech	11-3
8. Ole Miss	12-3	8. Georgia	14-2	8. North Carolina	11-4	8. Louisville	11-4	8. Texas Tech	11-3	8. Stanford	12-3
9. Texas Tech	11-3	9. Ole Miss	12-3	9. Texas Tech	11-3	9. Texas Tech	11-3	9. Georgia	14-2	9. Arizona State	15-0
10. Arkansas	12-2	10. Florida State	13-1	10. Texas	12-6	10. North Carolina	12-4	10. LSU	11-4	10. LSU	11-4
11. Georgia	14-2	11. Texas Tech	11-3	11. LSU	11-4	11. Arkansas	12-2	11. Louisville	11-4	11. Coastal Carolina	13-3-1
12. NC State	15-0	12. Texas	12-6	12. Ole Miss	12-3	12. Florida State	13-1	12. Ole Miss	12-3	12. Clemson	12-3
13. LSU	11-4	13. LSU	11-4	13. Louisville	11-4	13. Texas	12-6	13. Arkansas	12-2	13. Georgia	14-2
14. Louisville	11-4	14. Arkansas	12-2	14. East Carolina	12-5	14. LSU	11-4	14. North Carolina	12-4	14. North Carolina	12-4
15. North Carolina	12-4	15. North Carolina	12-4	15. Georgia	14-2	15. Auburn	14-2	15. Texas	12-6	15. Louisville	11-4
16. Coastal Carolina	13-3-1	16. Coastal Carolina	13-3-1	16. Arkansas	12-2	16. East Carolina	12-5	16. Coastal Carolina	13-3-1	16. Florida	13-5
17. Auburn	14-2	17. East Carolina	12-5	17. Auburn	14-2	17. NC State	15-0	17. Auburn	14-2	17. Arkansas	12-2
18. Texas	12-6	18. Auburn	14-2	18. Clemson	12-3	18. Texas A&M	15-3	18. NC State	15-0	18. South Carolina	13-3
19. Arizona State (2)	15-0	19. Texas A&M	15-3	19. Coastal Carolina	13-3-1	19. Coastal Carolina	13-3	19. East Carolina	12-5	19. Ole Miss	12-3
20. Clemson	12-3	20. NC State	15-0	20. South Carolina	13-3	20. TCU	9-5	20. Arizona State	15-0	20. Texas	12-6
<b>21. Tennessee</b>	<b>15-1</b>	21. TCU	9-5	21. NC State	15-0	21. Georgia	14-2	21. Clemson	12-3	21. Texas A&M	15-3
22. Texas A&M	15-3	22. South Carolina	13-3	22. UC Irvine	9-4	22. Arizona State	15-0	22. Texas A&M	15-3	<b>22. Tennessee</b>	<b>15-1</b>
23. South Carolina	13-3	<b>23. Tennessee</b>	<b>15-1</b>	23. Michigan	9-4	23. UC Irvine	9-4	<b>23. Tennessee</b>	<b>15-1</b>	23. Auburn	14-2
24. East Carolina	12-5	24. Clemson	12-3	24. Duke	11-5	24. Clemson	12-3	24. South Carolina	13-3	24. San Diego	12-4
25. Michigan	9-4	25. Arizona State	15-0	<b>25. Tennessee</b>	<b>15-1</b>	25. UConn	7-6	25. TCU	9-5	25. UC Santa Barbara	11-2



GAME-BY-GAME STARTERS

OPPONENT	SP	C	1B	2B	3B	SS	LF	CF	RF	DH
Appalachian State	Stallings	Gray	L. Lipcius	Rucker	A. Lipcius	Martinez	Russell	Charleston	Ammons	Derkay
Appalachian State	Linginfelter	Pavolony	L. Lipcius	Rucker	A. Lipcius	Martinez	Russell	Charleston	Ammons	Derkay
Appalachian State	Neely	Gray	L. Lipcius	Rucker	A. Lipcius	Martinez	Russell	Charleston	Ammons	Soularie
Northern Kentucky	Hunley	Pavolony	L. Lipcius	Rucker	A. Lipcius	Knight	Russell	Charleston	Scott	Derkay
Indiana	Stallings	Gray	L. Lipcius	Rucker	A. Lipcius	Martinez	Russell	Charleston	Ammons	Derkay
Indiana	Linginfelter	Pavolony	L. Lipcius	Rucker	A. Lipcius	Martinez	Russell	Charleston	Ammons	Daniels
Indiana	Neely	Gray	L. Lipcius	Rucker	A. Lipcius	Martinez	Russell	Charleston	Ammons	Ferguson
Liberty	Hunley	Pavolony	L. Lipcius	Rucker	A. Lipcius	Martinez	Russell	Charleston	Ammons	Derkay
Middle Tennessee	Sewell	Gray	L. Lipcius	Rucker	A. Lipcius	Martinez	Russell	Charleston	Ammons	Soularie
Louisiana Monroe	Stallings	Gray	L. Lipcius	Rucker	A. Lipcius	Martinez	Russell	Charleston	Ammons	Soularie
North Florida	Linginfelter	Pavolony	L. Lipcius	Rucker	A. Lipcius	Martinez	Soularie	Charleston	Ammons	Russell
Western Kentucky	Neely	Gray	L. Lipcius	Rucker	A. Lipcius	Martinez	Soularie	Charleston	Ammons	Russell
Troy	Hunley	Pavolony	L. Lipcius	Rucker	A. Lipcius	Martinez	Soularie	Charleston	Ammons	Russell
Fresno State	Stallings	Gray	L. Lipcius	Rucker	A. Lipcius	Martinez	Soularie	Charleston	Ammons	Russell
Fresno State	Linginfelter	Pavolony	L. Lipcius	Rucker	A. Lipcius	Martinez	Soularie	Charleston	Ammons	Russell
Fresno State	Neely	Gray	L. Lipcius	Rucker	A. Lipcius	Martinez	Soularie	Charleston	Ammons	Russell
UNC Asheville	Hunley	Gray	Derkay	Charleston	A. Lipcius	Martinez	Soularie	Daniels	Ammons	Russell
UNC Asheville	Silseth	Pavolony	Ferguson	Soularie	A. Lipcius	Martinez	Russell	Charleston	Scott	Daniels

THE LAST TIME...

No-Hitter: Jeffery Terrell vs. Bowling Green State 2/15/02 (W, 5-0)  
**One-Hitter: Garrett Stallings/Redmond Walsh/Chase Silseth vs. App State 2/15/19 (W, 6-0)**  
 Complete Game: Will Neely vs. #1 Florida 4/8/18 (DH Game 2: W, 6-4, 7.0 inn.)  
 Back-to-Back Complete Games: Garrett Stallings & Will Neely doubleheader vs. Alabama (3/25/18)  
 Three Straight Complete Games: Ryan Meyers, Mike Lincoln & Scott Schroeffel 1996 Atlantic Regional vs. Charleston Southern, Georgia Southern & W. Virginia  
 Shutout (Individual): Will Neely vs. Alabama 3/15/18 (DH Game 2: W, 3-0, 7.0 inn.)  
**Shutout (Team): Middle Tennessee 2/27/19 (W, 2-0)**  
**Back-to-Back shutouts: App State and Northern Kentucky 2/17/19 & 2/19/19 (Wins of 2-0 and 3-0)**  
**Three Straight shutouts: Appalachian State 2/16 & 2/17/19 and Northern Kentucky 2/19/19 (Wins of 2-0, 3-0 & 18-0)**  
**Four Straight shutouts: Appalachian State (x3) and Northern Kentucky 2/15/19 - 2/19/19 (Wins of 6-0, 2-0, 3-0 & 18-0)**  
**10+ Strikeouts (Individual): Garrett Stallings (10 Ks) vs. ULM 3/1/19**  
 10+ Innings Pitched: Jamie Bennett (10.0) vs. Auburn 4/14/00  
 1-0 Win: at Alabama (DH-2) 4/16/11  
 1-0 Loss: at Vanderbilt 4/28/17  
 Hit for the Cycle: Jordan Rodgers vs. Kentucky 4/1/16  
 Walk-Off Win: Evan Russell vs. Alabama 3/25/18 (Walk in 9th inning)  
 Inside the Park Home Run: Benito Santiago vs. Vanderbilt 4/23/16  
 Inside the Park Grand Slam: Joe Randa vs. Louisville 4/23/91  
 Pinch-Hit Home Run: Brodie Leftridge at Georgia 4/27/18  
 Pinch-Hit Grand Slam: Charley Thurber vs. Xavier 2/21/10  
 Leadoff Home Run: Brodie Leftridge vs. Texas A&M 4/22/18  
**Two-Home Run Game: Alerick Soularie vs. Fresno State 3/9/19**  
 Three-Home Run Game: Cody Hawn vs. Ohio 3/6/09  
**Two-Run Home Run: Andre Lipcius vs. ULM 3/1/19**  
**Three-Run Home Run: Luc Lipcius vs. Western Kentucky 3/2/19**  
**Grand Slam: Andre Lipcius vs. Fresno State 3/9/19**  
 Grand Slam in Back-to-Back Games: Andre Lipcius & Zach Daniels vs. Maryland (2/18/18 DH-2) and vs. Lipscomb (2/20/18)  
**Back-to-Back HR: Andre Lipcius (solo) and Alerick Soularie (solo) vs. UNC Asheville 3/12/19**  
 Back-to-Back-to-Back HR: Ken Folkers, Ed Lewis & Ray Espinosa vs. ETSU 4/3/96

HR in Three-Straight Games: Ethan Bennett, March 12-15/11  
 HR in Four-Straight Games: Cody Hawn, May 9-14/10  
 Three-Double Game: Nico Mascia at WCU 3/27/18  
 Four-Double Game: Drew Steckenrider vs. Vanderbilt 5/4/12  
 Two-Triple Game: Hunter Rigsby vs. ETSU 4/17/02  
**Four-Hit Game: Ricky Martinez vs. Troy 3/5/19**  
 Five-Hit Game: Jeff Moberg vs. Central Michigan 2/28/16  
 Six-Hit Game: Kris Bennett vs. Georgia 6/11/01  
 Four-Run Game: Andre Lipcius vs. ETSU 3/2/18  
 Five-Run Game: Nico Mascia at WCU 3/27/18  
**Four-RBI Game: Luc Lipcius/Ricky Martinez vs. Northern Kentucky 2/19/19**  
**Five-RBI Game: Luc Lipcius vs. Northern Kentucky 2/19/19**  
 Six-RBI Game: Andre Lipcius vs. Maryland (DH-2) 2/18/18  
 Seven-RBI Game: Tyler Horne vs. South Carolina 5/9/09  
 Eight-RBI Game: Jordan Rodgers vs. Kentucky 4/1/16  
 Four Steals: Jordan Czarniecki vs. Tennessee Tech 3/26/03  
 Straight Steal of Home: Will Maddox vs. MTSU, 4/30/13  
 UT Turned a Triple Play: Eastern Kentucky 2/22/97 (SS-1B)  
 UT Hit into a Triple Play: vs. Florida 4/6/08 (Jeff Lockwood lined into 2B-SS-1B)  
 No-Hitter vs. UT: LHP Brian Dodd of Arizona State 3/19/88  
 Opposing Player Hit Three HR: Cole Lankford of Texas A&M 5/18/13  
 Extra Innings Win: at Georgia (6-5 in 10 inn.) 4/29/18  
 Extra Innings Loss: Middle Tennessee (5-7 in 12 inn.) 3/4/18  
**Home Series Won: Fresno State, 3/8/19 - 3/10/19**  
 Home Series Lost: Vanderbilt, 5/11/18 - 5/13/18  
**Home Series Sweep: Indiana, 2/22/19 - 2/24/19**  
 Home Series Swept: Missouri, 5/18/17 - 5/20/17  
 Away Series Won: at Cincinnati, 3/9/18 - 3/11/18  
 Away Series Lost: at Missouri 5/7/18 - 5/9/18  
 Away Series Sweep: at Cincinnati, 3/9/18 - 3/11/18  
 Away Series Swept: at LSU 4/13/18 - 4/15/18  
**Away Tournament Won: Diamond Cox Invitational (3-0), 2019**  
 UT Player Ejection: Brodie Leftridge (9th) vs. ECU, 3/6/16  
 UT Head Coach Ejection: Tony Vitello (6th) vs. Kentucky 5/5/18  
 UT Assistant Coach Ejection: Frank Anderson (6th) vs. Kentucky 5/5/18

**Bold -- Occurred in 2019**

PROBABLE STARTERS

# TENNESSEE

BASEBALL



PROBABLE STARTERS INFORMATION

Pos.	No.	Name	Cl.	GP/GS	AVG	R	H	HR	RBI	Notable
C	17	Connor Pavolony	Fr.	10/9	.259	11	7	0	3	Had two doubles & an RBI in win over UNCA (3/13)
1B	10	Pete Derkay	Jr.	12/6	.190	1	4	0	0	Led team with 15 doubles and 41 walks in 2018
2B	7	Jake Rucker	Fr.	18/16	.271	8	13	0	7	Set career high with three hits vs. Fresno State (3/9)
3B	13	Andre Lipcius	Jr.	18/18	.261	13	18	5	22	Enters weekend with a 12-game hit streak
SS	12	Ricky Martinez	Jr.	18/17	.400	16	24	0	11	Leads team with .400 batting average and 24 hits
LF	1	Alerick Soularie	So.	17/11	.390	14	16	6	16	Has five home runs over last five games
CF	4	Jay Charleston	Jr.	18/18	.250	14	17	0	11	Leads SEC & ranks fifth nationally with 14 stolen bases
RF	9	Justin Ammons	Jr.	18/16	.370	20	20	2	9	Reached base in 26 of last 27 games played
DH	6	Evan Russell	So.	18/18	.273	13	15	2	12	Ranks fourth in the SEC with eight doubles

Other Possible Starters/Key Reserves

OF	5	Zach Daniels	So.	8/3	.222	2	4	0	3	Has hits in three of his last four games
INF	42	Max Ferguson	Fr.	10/2	.154	2	2	0	1	Had a hit and scored a run in win over UNCA (3/12)
C	19	Landon Gray	Jr.	11/9	.233	1	7	1	2	Has thrown out three of four runners on steal attempts
INF	14	Austin Knight	Fr.	7/1	.143	3	1	0	1	Had first-career hit in win over Fresno State (3/9)
1B	40	Luc Lipcius	Jr.	16/16	.347	15	17	3	14	Out with a broken right foot
DH/1B	35	Nico Mascia	R-Jr.	8/0	.167	3	1	0	1	Led team in on-base percentage & slugging pct in 2018
OF	8	Christian Scott	Fr.	2/2	.500	0	3	0	1	Had three hits & an RBI in collegiate debut vs. NKU (2/19)

## THE VITELLO FILE



### COACHING STOPS

- **2018-Present:**  
Tennessee, Head Coach
- **2014-17:**  
Arkansas, Assistant Coach/Recruiting Coord.
- **2011-13:**  
TCU, Assistant Coach/Recruiting Coord.
- **2004-10:**  
Missouri, Assistant Coach/Recruiting Coord.
- **2003:**  
Missouri, Volunteer Assistant Coach
- **2002:**  
Salinas Packers, Associate Head Coach

### BY THE NUMBERS

60+

Vitello has coached over 60 players that have been selected in the MLB Draft during his 15-year collegiate coaching career.

29

Vitello guided Tennessee to 29 wins in his first season as head coach in 2018, which is tied for the most by a first-year head coach in program history.

12

Vitello's teams have been consistent postseason contenders, advancing to 12 NCAA Regionals and three NCAA Super Regionals as well as a trip to the CWS with Arkansas in 2015.

8

During his 15-year collegiate coaching career, Vitello has assembled eight top-15 signing classes, including the top-rated class in the nation in 2014.

## TENNESSEE HEAD BASEBALL COACH: TONY VITELLO

Tony Vitello accepted the position of head coach for the Tennessee Volunteers baseball program on June 7, 2017.

A native of St. Louis, Missouri, Vitello arrived on Rocky Top following four seasons as assistant coach/recruiting coordinator at Arkansas. His rise to the head coaching ranks also includes stops at Missouri (his alma mater) and TCU. He has earned a reputation as one of the elite recruiters on the college baseball landscape, having assembled eight top-15 signing classes--including America's top-rated crop of talent in 2014.

In November 2016, D1Baseball.com ranked Vitello No. 2, and tops in the SEC, on its list of the top 30 recruiting coordinators in America.

In his first season at Tennessee, Vitello led the Vols to a 29-27 overall record and engineered an impressive turnaround from 2017 in SEC play. After winning just seven conference games in 2017, Vitello helped lead UT to 12 wins and three series victories in conference play, including a sweep of Alabama and series victories over ranked foes Texas A&M and Kentucky. Tennessee posted a 9-6 record at home in league play, which was the program's best since 2005.

UT's offensive numbers also saw a significant rise in Vitello's first season on Rocky Top as the Vols increased their season totals in runs, hits, home runs, extra-base hits, RBI, slugging percentage, walks and on-base percentage in 2018 despite losing their top two hitters from 2017.

During a full-time, Division I coaching career spanning just 15 years, Vitello has signed and developed six first-round MLB Draft picks and a handful of players who advanced to the big leagues. That list includes Andrew Benintendi, Brandon Finnegan, Kyle Gibson, All-Star Aaron Crow, Gold Glove Award winner and four-time All-Star Ian Kinsler and five-time All-Star and three-time Cy Young Award winner Max Scherzer.

Vitello already boasts the incredibly rare distinction of having mentored both a National Hitter of the Year (Benintendi) and National Pitcher of the Year (Crow). Benintendi won the 2015 Golden Spikes Award as America's top amateur baseball player after batting .376 with 20 home runs, 57 RBIs and 24 stolen bases. Crow--who Vitello coached during his tenure on staff at his alma mater, Missouri--claimed the 2008 Roger Clemens Award following a campaign in which he won 13 games, posted four shutouts, totaled 127 strikeouts and at one point threw 43 consecutive scoreless innings.

Crow became the highest MLB Draft pick in Mizou history when the Washington Nationals selected him ninth overall that summer.

Benintendi--drafted seventh overall by the Boston Red Sox in 2015 and the recipient of a \$3.6 million signing bonus--is a prime example of Vitello's abilities in player development. From his freshman to sophomore season, Benintendi improved his batting average by 100 points and hit

19 more home runs. En route to National Player of the Year honors in 2015, he became just the third player in SEC history to lead the league in home runs and batting average. Just 421 days after being drafted, Benintendi was promoted to the Majors.

Arkansas stood among the most competitive programs in the nation during Vitello's four seasons in Fayetteville, averaging nearly 38 wins per year, winning 40 or more games three times, appearing in three NCAA Tournaments and advancing to the 2015 College World Series. That 2015 squad set a school record with a stellar .975 team fielding percentage. In 2017, Arkansas belted an SEC-best 83 home runs en route to 45 wins.

Vitello coached 22 Razorbacks who were selected in four MLB Drafts.

Vitello's tenure with the Razorbacks was preceded by three seasons as an assistant coach and recruiting coordinator at TCU (which was a member of the Mountain West in his first season [2011] before joining the Big 12). Prior to that, he was an assistant coach and recruiting coordinator at Missouri (then a member of the Big 12) for eight years.

In his three years at TCU, Vitello lured some of the top players in the country to Fort Worth and helped the Horned Frogs to a pair of NCAA Tournament appearances, including a Super Regional berth in 2012. The Horned Frogs started seven freshmen, recruited by Vitello, in the Super Regional at UCLA. His final recruiting class at TCU was ranked 17th in the country, and three student-athletes he signed also played for Team USA.

During Vitello's eight years at Mizzou, the Tigers made the postseason seven times. He served as the pitching coach, while also working with the team's hitters and serving as the first base coach. Vitello's 2008 Missouri recruiting class was ranked No. 11 nationally by Baseball America, and he had top-25 recruiting classes in three of his final four years in Columbia.

During his time as a Tiger assistant coach, Vitello recruited and developed 19 players who were drafted by major league teams, including major leaguers Kinsler, Scherzer, Crow, Gibson, Nick Tepezsch, Doug Mathis and Justin James.

A three-year letterwinner at Missouri (2000-02), Vitello earned Academic All-Big 12 Conference honors as a senior and was named to the Big 12 Commissioner's Honor Roll twice. Following his playing career and the completion of his management degree at MU, Vitello joined the Missouri coaching staff as a volunteer assistant in 2003 and completed his course work for his master's degree in Business. In 2004, he was elevated to full-time assistant coach.

Vitello served as the associate head coach for the Salinas Packers of the California Collegiate League in 2002. The Packers finished 50-14 and earned their first trip to the NBC World Series in Wichita, Kansas.

## COACHES & STAFF



**#22 TONY VITELLO**  
Head Coach  
2nd Year at Tennessee



**#3 FRANK ANDERSON**  
Assistant Coach/Pitching  
2nd Year at Tennessee



**#24 JOSH ELANDER**  
Asst. Coach/Recruiting Coord.  
2nd Year at Tennessee



**#23 ROSS KIVETT**  
Asst. Coach/Camp Coord.  
2nd Year at Tennessee



**CHAD ZURCHER**  
Director of Operations  
4th Year at Tennessee



PROBABLE FRIDAY STARTER



27

**GARRETT STALLINGS**

Jr. | RHP | Chesapeake, Va. | Grassfield HS

**CAREER STATS**

Season	W-L	GP-GS	CG	SHO	IP	H	R	ER	HR	BB	K	SV	WHIP	BAA	ERA
2017	3-4	20-8	0	0	70.0	75	32	27	7	13	39	0	1.26	.275	3.47
2018	5-5	16-11	2	0	78.2	100	53	40	7	8	37	2	1.37	.313	4.58
2019	4-0	4-4	0	0	27.2	25	6	5	1	2	35	0	0.99	.238	1.63
<b>TOTALS</b>	<b>12-9</b>	<b>40-23</b>	<b>2</b>	<b>0</b>	<b>176.1</b>	<b>200</b>	<b>91</b>	<b>72</b>	<b>15</b>	<b>23</b>	<b>111</b>	<b>2</b>	<b>1.27</b>	<b>.287</b>	<b>3.67</b>

**SEASON HIGHS**

**Innings (Starter)** ..... 7.2 vs. Louisiana Monroe (3/1)  
**Innings (Reliever)** ..... N/A  
**Runs Allowed** ..... 3 vs. Fresno State (3/8)  
**ER Allowed** ..... 3 vs. Fresno State (3/8)  
**Strikeouts** ..... 10 vs. Louisiana Monroe (3/1)  
**Walks** ..... 1 vs. Fresno State (3/8)  
**Hits Allowed** ..... 11 vs. Fresno State (3/8)  
**Wild Pitches** ..... 1 vs. Fresno State (3/8)

**CAREER HIGHS**

**Innings (Starter)** ..... 9.0 vs. Memphis (3/3/18)  
**Innings (Reliever)** ..... 5.0 vs. Cincinnati (3/11/17)  
**Runs Allowed** ..... 9 at LSU (4/14/18)  
**ER Allowed** ..... 8 at Georgia (4/28/18)  
**Strikeouts** ..... 10 vs. Louisiana Monroe (3/1/19)  
**Walks** ..... 3 at Vanderbilt (4/29/17)  
**Hits Allowed** ..... 12 at LSU (4/14/18)  
**Wild Pitches** ..... 1 (5x), last vs. App State (2/15/19)

#27 Garrett Stallings - 4 appearances (All games)

Date	Opponent	GS	IP	H	R	ER	BB	SO	2B	3B	HR	WP	BK	HBP	IBB	Score	W-L	Sv	ERA	NP
Feb 15	APPALACHIAN STATE	*	7.0	1	0	0	0	8	0	0	0	1	0	0	0	6-0	1-0	0	0.00	88
Feb 22	INDIANA	*	7.0	5	1	1	0	9	0	1	1	0	0	1	0	5-1	2-0	0	0.64	98
Mar 01	vs Louisiana Monroe	*	7.2	8	2	1	1	10	0	1	0	0	0	0	0	7-2	3-0	0	0.83	101
Mar 08	FRESNO STATE	*	6.0	11	3	3	1	8	0	0	0	1	0	0	0	8-3	4-0	0	1.63	97
Totals		4	27.2	25	6	5	2	35	0	2	1	2	0	1	0	26-6	4-0	0	1.63	-

PROBABLE SATURDAY STARTER



# 25 ZACH LINGINFELTER

Jr. | RHP | Sevierville, Tenn. | Sevier County HS

## CAREER STATS

Season	W-L	GP-GS	CG	SHO	IP	H	R	ER	HR	BB	K	SV	WHIP	BAA	ERA
2017	3-4	22-6	0	0	56.1	48	29	23	3	25	61	3	1.30	.239	3.67
2018	3-4	18-4	0	0	55.0	45	28	24	5	38	71	2	1.51	.231	3.93
2019	4-0	4-4	0	0	24.0	11	2	2	1	7	30	0	0.75	.136	0.75
<b>TOTALS</b>	<b>10-8</b>	<b>44-14</b>	<b>0</b>	<b>0</b>	<b>135.1</b>	<b>104</b>	<b>59</b>	<b>49</b>	<b>9</b>	<b>70</b>	<b>162</b>	<b>5</b>	<b>1.29</b>	<b>.218</b>	<b>3.26</b>

## SEASON HIGHS

<b>Innings (Starter)</b>	7.0 vs. North Florida (3/2)
<b>Innings (Reliever)</b>	N/A
<b>Runs Allowed</b>	2 vs. North Florida (3/2)
<b>ER Allowed</b>	2 vs. North Florida (3/2)
<b>Strikeouts</b>	13 vs. Indiana (2/23)
<b>Walks</b>	3 vs. App State (2/16)
<b>Hits Allowed</b>	4 vs. North Florida (3/2)
<b>Wild Pitches</b>	3 vs. Indiana (2/23)

## CAREER HIGHS

<b>Innings (Starter)</b>	7.0 (2x), last vs. UNF (3/2/19)
<b>Innings (Reliever)</b>	7.0 at Texas A&M (4/23/17)
<b>Runs Allowed</b>	5 (2x), last vs. ETSU (3/2/18)
<b>ER Allowed</b>	5 at Mississippi State (3/25/17)
<b>Strikeouts</b>	14 at Missouri (5/17/18)
<b>Walks</b>	6 (2x), last vs. Florida (G1) (4/8/18)
<b>Hits Allowed</b>	7 vs. Vanderbilt (5/11/18)
<b>Wild Pitches</b>	3 vs. Indiana (2/23/19)

#25 Zach Linginfelter - 4 appearances (All games)

Date	Opponent	GS	IP	H	R	ER	BB	SO	2B	3B	HR	WP	BK	HBP	IBB	Score	W-L	Sv	ERA	NP
Feb 16	APPALACHIAN STATE	*	5.0	2	0	0	3	5	0	0	0	0	0	2	0	2-0	1-0	0	0.00	72
Feb 23	INDIANA	*	6.0	2	0	0	2	13	0	1	0	3	0	0	0	11-0	2-0	0	0.00	94
Mar 02	vs North Florida	*	7.0	4	2	2	1	8	0	0	1	0	0	2	0	10-2	3-0	0	1.00	98
Mar 09	FRESNO STATE	*	6.0	3	0	0	1	4	1	0	0	1	0	1	0	13-9	4-0	0	0.75	77
Totals		4	24.0	11	2	2	7	30	1	1	1	4	0	5	0	36-11	4-0	0	0.75	-

PROBABLE SUNDAY STARTER



# 15 WILL NEELY

Sr. | RHP | Knoxville, Tenn. | Hardin Valley Academy

## CAREER STATS

Season	W-L	GP-GS	CG	SHO	IP	H	R	ER	HR	BB	K	SV	WHIP	BAA	ERA
2016	1-3	20-6	0	0	52.1	52	29	23	8	18	29	0	1.34	.259	3.96
2017	3-1	19-8	0	0	57.2	45	25	22	3	13	41	0	1.01	.213	3.43
2018	4-2	14-14	3	1	83.2	86	45	38	11	21	52	0	1.28	.260	4.09
2019	2-1	4-4	0	0	19.0	23	13	13	5	3	16	0	1.37	.291	6.16
<b>TOTALS</b>	<b>10-7</b>	<b>57-32</b>	<b>3</b>	<b>1</b>	<b>212.2</b>	<b>206</b>	<b>112</b>	<b>96</b>	<b>27</b>	<b>55</b>	<b>138</b>	<b>0</b>	<b>1.23</b>	<b>.251</b>	<b>4.06</b>

## SEASON HIGHS

Innings (Starter).....	7.0 vs. App State (2/17)
Innings (Reliever).....	N/A
Runs Allowed .....	8 vs. Fresno State (3/10)
ER Allowed.....	8 vs. Fresno State (3/10)
Strikeouts .....	6 vs. Western Kentucky (3/2)
Walks .....	1 (3x), last vs. Fresno State (3/10)
Hits Allowed .....	9 vs. Fresno State (3/10)
Wild Pitches.....	N/A

## CAREER HIGHS

Innings (Starter).....	9.0 at Cincinnati (3/11/18)
Innings (Reliever).....	5.0 vs. ETSU (5/2/17)
Runs Allowed .....	8 vs. Fresno State (3/10/19)
ER Allowed.....	8 vs. Fresno State (3/10/19)
Strikeouts .....	6 (3x), last vs. Western Kentucky (3/2/19)
Walks .....	4 vs. Kentucky (5/6/18)
Hits Allowed .....	10 vs. Florida (G2) (4/8/18)
Wild Pitches.....	2 (2x), last vs. Vanderbilt (4/24/16)

#15 Will Neely - 4 appearances (All games)

Date	Opponent	GS	IP	H	R	ER	BB	SO	2B	3B	HR	WP	BK	HBP	IBB	Score	W-L	Sv	ERA	NP
Feb 17	APPALACHIAN STATE	*	7.0	6	0	0	0	4	2	0	0	0	0	0	0	3-0	1-0	0	0.00	77
Feb 24	INDIANA	*	2.2	3	2	2	1	3	0	0	2	0	0	1	0	5-3	1-0	0	1.86	48
Mar 02	vs Western Kentucky	*	6.0	5	3	3	1	6	0	0	2	0	0	0	0	6-3	2-0	0	2.87	81
Mar 10	FRESNO STATE	*	3.1	9	8	8	1	3	2	0	1	0	0	0	0	7-10	2-1	0	6.16	59
Totals		4	19.0	23	13	13	3	16	4	0	5	0	0	1	0	21-16	2-1	0	6.16	-





**2019 Tennessee Baseball  
Overall Statistics for Tennessee (as of Mar 14, 2019)  
(All games Sorted by Batting avg)**



Record: 17-1 Home: 13-1 Away: 0-0 Neutral: 4-0 SEC: 0-0

Player	avg	gp-gs	ab	r	h	2b	3b	hr	rbi	tb	slg%	bb	hp	so	gdp	ob%	sf	sh	sb-att	po	a	e	fld%	
12 Ricky Martinez	.400	18-17	60	16	24	7	0	0	11	31	.517	9	3	12	2	.500	0	0	3-4	25	39	3	.955	
1 Alerick Soularie	.390	17-11	41	14	16	1	0	6	16	35	.854	10	0	6	1	.510	0	0	1-2	15	1	0	1.000	
9 Justin Ammons	.370	18-16	54	20	20	3	0	2	9	29	.537	19	3	5	1	.545	1	1	5-9	14	1	0	1.000	
40 Luc Lipcius	.347	16-16	49	15	17	4	2	3	14	34	.694	10	1	10	0	.459	1	0	1-1	113	16	1	.992	
6 Evan Russell	.273	18-18	55	13	15	8	0	2	12	29	.527	16	1	11	0	.432	2	0	1-1	16	0	2	.889	
7 Jake Rucker	.271	18-16	48	8	13	2	0	0	7	15	.313	6	0	7	1	.345	1	3	0-1	19	23	0	1.000	
13 Andre Lipcius	.261	18-18	69	13	18	6	0	5	22	39	.565	11	2	9	2	.378	0	0	4-5	13	28	5	.891	
4 Jay Charleston	.250	18-18	68	14	17	5	0	0	11	22	.324	14	0	9	1	.373	1	1	14-15	41	3	1	.978	
-----																								
8 Christian Scott	.500	2-2	6	0	3	1	0	0	1	4	.667	1	0	1	0	.571	0	0	1-1	4	0	0	1.000	
17 Connor Pavolony	.259	10-9	27	11	7	3	1	0	3	12	.444	11	3	5	0	.500	1	0	0-0	94	9	0	1.000	
19 Landon Gray	.233	11-9	30	1	7	2	0	1	2	12	.400	5	0	5	0	.343	0	0	0-0	89	12	1	.990	
5 Zach Daniels	.222	8-3	18	2	4	0	0	0	3	4	.222	2	0	8	0	.300	0	0	0-0	1	0	0	1.000	
10 Pete Derkay	.190	12-6	21	1	4	1	0	0	0	5	.238	2	1	6	0	.292	0	1	1-1	9	0	0	1.000	
35 Nico Mascia	.167	8-0	6	3	1	1	0	0	1	2	.333	2	1	4	0	.444	0	0	0-0	0	0	0	.000	
42 Max Ferguson	.154	10-2	13	2	2	0	0	0	1	2	.154	2	0	2	0	.267	0	1	0-0	9	0	0	1.000	
14 Austin Knight	.143	7-1	7	3	1	0	0	0	1	1	.143	2	0	1	0	.300	1	0	1-1	0	1	0	1.000	
21 Trey Lipscomb	.000	4-0	5	0	0	0	0	0	1	0	.000	0	0	2	0	.000	0	0	0-0	0	2	0	1.000	
Totals	.293	18	577	136	169	44	3	19	115	276	.478	122	15	103	8	.424	8	7	32-41	480	156	15	.977	
Opponents	.180	18	568	42	102	10	3	11	41	151	.266	46	17	193	5	.261	2	3	11-17	435	133	29	.951	

LOB - Team (159), Opp (114). DPs turned - Team (8), Opp (11). CI - Team (0), Opp (1). IBB - Team (2), MASCIA 1, AMMONS 1.  
Picked off - SOULARIE, A. 1, RUSSELL, E. 1.

**(All games Sorted by Earned run avg)**

Player	era	w-l	app	gs	cg	sho	sv	ip	h	r	er	bb	so	2b	3b	hr	b/avg	wp	hp	bk	sfa	sha
25 Zach Linginfelter	0.75	4-0	4	4	0	0/2	0	24.0	11	2	2	7	30	1	1	1	.136	4	5	0	0	0
27 Garrett Stallings	1.63	4-0	4	4	0	0/1	0	27.2	25	6	5	2	35	0	2	1	.238	2	1	0	0	1
32 Sean Hunley	2.33	3-0	4	4	0	0/1	0	19.1	12	6	5	8	13	0	0	1	.190	0	1	0	2	1
15 Will Neely	6.16	2-1	4	4	0	0/1	0	19.0	23	13	13	3	16	4	0	5	.291	0	1	0	0	0
-----																						
46 Redmond Walsh	0.00	0-0	7	0	0	0/2	3	8.1	5	0	0	2	6	0	0	0	.172	0	0	0	0	0
30 Andrew Schultz	0.00	0-0	6	0	0	0/1	2	5.1	1	0	0	4	12	0	0	0	.059	0	0	0	0	0
37 Richard Jackson	0.00	0-0	3	0	0	0/1	0	3.0	1	0	0	1	3	0	0	0	.100	0	0	0	0	0
28 Elijah Pleasants	0.00	0-0	4	0	0	0/0	0	2.1	1	1	0	1	2	0	0	0	.125	1	0	0	0	0
29 Daniel Vasquez	0.00	0-0	1	0	0	0/0	0	0.2	0	0	0	0	0	0	0	0	.000	0	0	0	0	0
34 Garrett Crochet	0.68	1-0	5	0	0	0/1	3	13.1	5	1	1	1	25	1	0	1	.109	0	3	0	0	0
16 Camden Sewell	0.69	2-0	6	1	0	0/3	0	13.0	4	1	1	7	16	0	0	0	.095	1	0	0	0	0
18 Chase Wallace	2.25	0-0	5	0	0	0/3	0	4.0	2	1	1	2	5	1	0	0	.143	1	3	0	0	0
45 Chase Silseth	2.70	0-0	8	1	0	0/3	0	10.0	6	3	3	1	13	1	0	2	.167	2	2	0	0	1
11 Will Heflin	3.86	1-0	7	0	0	0/2	0	7.0	3	3	3	4	13	1	0	0	.125	1	0	0	0	0
20 Tanner Kohlhepp	15.00	0-0	4	0	0	0/1	0	3.0	3	5	5	3	4	1	0	0	.250	0	1	0	0	0
Totals	2.19	17-1	18	18	0	6/6	8	160.0	102	42	39	46	193	10	3	11	.180	12	17	0	2	3
Opponents	7.14	1-17	18	18	0	0/0	1	145.0	169	136	115	122	103	44	3	19	.293	19	15	1	8	7

PB - Team (3), PAVOLONY, C. 3, Opp (3). Pickoffs - Team (4), HUNLEY, S. 2, PAVOLONY, C. 1, NEELY 1, Opp (2). SBA/ATT - PAVOLONY, C. (10-13), LINGINFELTER (5-6), HUNLEY, S. (4-5), GRAY, L. (1-4), STALLINGS (0-3), SEWELL, C. (0-1), WALLACE, C. (1-1), NEELY (1-1).



2019 Tennessee Baseball  
Game Results for Tennessee (as of Mar 14, 2019)  
(All games)



Date	Opponent	Score	Inns	Overall	SEC	Pitcher of record	Attend	Time
Feb 15, 2019	APPALACHIAN STATE	w 6-0	9	1-0-0	0-0-0	STALLINGS (W 1-0)	1297	2:30
Feb 16, 2019	APPALACHIAN STATE	w 2-0	9	2-0-0	0-0-0	LINGINFELTER (W 1-0)	1523	2:38
Feb 17, 2019	APPALACHIAN STATE	w 3-0	9	3-0-0	0-0-0	NEELY (W 1-0)	1118	2:20
Feb 19, 2019	NORTHERN KENTUCKY	w 18-0	9	4-0-0	0-0-0	HUNLEY, S. (W 1-0)	945	3:09
Feb 22, 2019	INDIANA	w 5-1	9	5-0-0	0-0-0	STALLINGS (W 2-0)	1068	2:44
Feb 23, 2019	INDIANA	w 11-0	9	6-0-0	0-0-0	LINGINFELTER (W 2-0)	981	3:25
Feb 24, 2019	INDIANA	w 5-3	9	7-0-0	0-0-0	CROCHET, G. (W 1-0)	1767	2:50
Feb 26, 2019	LIBERTY	w 7-1	9	8-0-0	0-0-0	HUNLEY, S. (W 2-0)	1398	2:27
Feb 27, 2019	MIDDLE TENNESSEE	w 2-0	9	9-0-0	0-0-0	SEWELL, C. (W 1-0)	1487	2:23
Mar 01, 2019	vs Louisiana Monroe	w 7-2	9	10-0-0	0-0-0	STALLINGS (W 3-0)	557	2:38
Mar 02, 2019	vs North Florida	w 10-2	9	11-0-0	0-0-0	LINGINFELTER (W 3-0)	259	2:58
Mar 02, 2019	vs Western Kentucky	w 6-3	7	12-0-0	0-0-0	NEELY (W 2-0)	389	1:55
Mar 05, 2019	vs Troy	w 11-2	9	13-0-0	0-0-0	HUNLEY, S. (W 3-0)	1032	2:55
Mar 08, 2019	FRESNO STATE	w 8-3	9	14-0-0	0-0-0	STALLINGS (W 4-0)	933	3:08
Mar 09, 2019	FRESNO STATE	w 13-9	9	15-0-0	0-0-0	LINGINFELTER (W 4-0)	1228	3:30
Mar 10, 2019	FRESNO STATE	L 7-10	9	15-1-0	0-0-0	NEELY (L 2-1)	2323	3:37
Mar 12, 2019	UNC ASHEVILLE	w 8-4	9	16-1-0	0-0-0	SEWELL, C. (W 2-0)	1687	2:56
Mar 13, 2019	UNC ASHEVILLE	w 7-2	9	17-1-0	0-0-0	HEFLIN (W 1-0)	1214	3:04

() extra inning game

2019 Tennessee Baseball  
Team Game-by-Game for Tennessee (as of Mar 14, 2019)  
Batting (All games)

Date	Opponent	ab	r	h	rbi	2b	3b	hr	tb	bb	ibb	sb	cs	hbp	sac	sf	gdp	k	po	a	e	lob	avg
Feb 15	APPALACHIAN STATE	31	6	10	6	4	0	2	20	1	0	2	0	0	0	3	0	4	27	13	1	5	.323
Feb 16	APPALACHIAN STATE	28	2	6	2	2	0	0	8	5	0	4	0	1	1	1	0	7	27	6	0	10	.271
Feb 17	APPALACHIAN STATE	28	3	6	3	0	0	2	12	3	0	1	1	2	0	0	0	6	27	13	1	6	.253
Feb 19	NORTHERN KENTUCK	31	18	8	15	2	1	1	15	20	0	4	0	1	0	0	1	5	27	5	0	10	.254
Feb 22	INDIANA	34	5	10	3	5	0	0	15	2	0	0	0	0	0	0	1	9	27	11	0	7	.263
Feb 23	INDIANA	34	11	10	6	4	0	0	14	11	0	2	0	1	1	1	0	6	27	3	0	13	.269
Feb 24	INDIANA	29	5	6	5	3	0	0	9	5	0	1	1	0	1	0	0	3	27	4	2	6	.260
Feb 26	LIBERTY	33	7	9	7	3	0	1	15	4	0	2	0	0	0	0	0	4	27	6	1	6	.262
Feb 27	MIDDLE TENNESSEE	34	2	12	2	1	0	0	13	1	0	2	1	0	0	0	1	3	27	9	1	9	.273
Mar 01	vs Louisiana Monroe	26	7	6	7	1	0	2	13	6	0	2	2	1	0	1	1	3	27	15	2	3	.269
Mar 02	vs North Florida	35	10	12	10	2	0	1	17	14	0	1	0	2	1	2	0	8	27	9	2	17	.277
Mar 02	vs Western Kentucky	25	6	8	3	3	0	1	14	3	0	1	1	1	0	0	0	4	21	5	0	5	.280
Mar 05	vs Troy	41	11	13	11	3	1	0	18	8	1	2	0	0	0	0	0	8	27	14	1	11	.284
Mar 08	FRESNO STATE	34	8	9	8	1	0	1	13	5	0	0	0	1	0	0	0	11	27	10	3	8	.282
Mar 09	FRESNO STATE	36	13	15	11	4	1	3	30	11	1	0	2	2	1	0	1	5	27	8	1	13	.292
Mar 10	FRESNO STATE	36	7	10	5	0	0	2	16	9	0	2	0	1	0	0	0	10	27	12	0	13	.291
Mar 12	UNC ASHEVILLE	28	8	10	6	2	0	2	18	7	0	2	1	2	2	0	3	3	27	8	0	7	.295
Mar 13	UNC ASHEVILLE	34	7	9	5	4	0	1	16	7	0	4	0	0	0	0	0	4	27	5	0	10	.293
Totals		577	136	169	115	44	3	19	276	122	2	32	9	15	7	8	8	103	480	156	15	159	.293

2019 Tennessee Baseball  
Team Game-by-Game for Tennessee (as of Mar 14, 2019)  
Pitching (All games)

Date	Opponent	ip	h	r	er	bb	so	2b	3b	hr	wp	bk	hbp	dp	ibb	score	w-l	sv	era
Feb 15	APPALACHIAN STATE	9.0	1	0	0	1	9	0	0	0	1	0	0	1	0	6-0	1-0	0	0.00
Feb 16	APPALACHIAN STATE	9.0	2	0	0	3	14	0	0	0	0	0	2	1	0	2-0	2-0	1	0.00
Feb 17	APPALACHIAN STATE	9.0	6	0	0	1	9	2	0	0	0	0	0	1	0	3-0	3-0	2	0.00
Feb 19	NORTHERN KENTUCK	9.0	5	0	0	3	11	0	0	0	0	0	1	0	0	18-0	4-0	2	0.00
Feb 22	INDIANA	9.0	5	1	1	0	10	0	1	1	0	0	1	0	0	5-1	5-0	3	0.20
Feb 23	INDIANA	9.0	3	0	0	2	21	0	1	0	4	0	3	0	0	11-0	6-0	3	0.17
Feb 24	INDIANA	9.0	5	3	3	2	15	0	0	3	0	0	2	0	0	5-3	7-0	4	0.57
Feb 26	LIBERTY	9.0	3	1	0	4	5	0	0	0	0	0	0	1	0	7-1	8-0	4	0.50
Feb 27	MIDDLE TENNESSEE	9.0	1	0	0	2	9	0	0	0	0	0	1	1	0	2-0	9-0	5	0.44
Mar 01	vs Louisiana Monroe	9.0	10	2	1	1	11	0	1	0	0	0	0	0	0	7-2	10-0	6	0.50
Mar 02	vs North Florida	9.0	4	2	2	1	10	0	0	1	0	0	2	2	0	10-2	11-0	6	0.64
Mar 02	vs Western Kentucky	7.0	6	3	3	1	7	0	0	2	0	0	0	0	0	6-3	12-0	7	0.85
Mar 05	vs Troy	9.0	6	2	2	4	5	0	0	0	1	0	0	0	0	11-2	13-0	7	0.94
Mar 08	FRESNO STATE	9.0	12	3	3	2	12	0	0	0	3	0	0	0	0	8-3	14-0	7	1.09
Mar 09	FRESNO STATE	9.0	7	9	8	8	11	3	0	0	3	0	2	1	0	13-9	15-0	8	1.56
Mar 10	FRESNO STATE	9.0	16	10	10	4	9	2	0	2	0	0	1	0	0	7-10	15-1	8	2.09
Mar 12	UNC ASHEVILLE	9.0	4	4	4	5	11	0	0	1	0	0	2	0	0	8-4	16-1	8	2.21
Mar 13	UNC ASHEVILLE	9.0	6	2	2	2	14	3	0	1	0	0	0	0	0	7-2	17-1	8	2.19
Totals		160.0	102	42	39	46	193	10	3	11	12	0	17	8	0	136-42	17-1	8	2.19



2019 Tennessee Baseball  
 Games Summary for Tennessee (as of Mar 14, 2019)  
 (All games)



Score by innings	1	2	3	4	5	6	7	8	9	Total
Tennessee	14	24	10	12	23	11	15	26	1	136
Opponents	9	9	1	10	1	3	0	9	0	42

Record when ...										
Overall	17-1							After 6 leading	17-0	
Conference	0-0							..... trailing	0-1	
Non-Conference	17-1							..... tied	0-0	
Home games	13-1							After 7 leading	16-0	
Away games	0-0							..... trailing	0-1	
Neutral site	4-0							..... tied	0-0	
Day games	11-1							After 8 leading	16-0	
Night games	6-0							..... trailing	0-1	
vs Left starter	5-0							..... tied	0-0	
vs Right starter	12-1									
1-Run games	0-0							Hit 0 home runs	6-0	
2-Run games	3-0							... 1 home run	6-0	
5+Run games	9-0							... 2+ home runs	5-1	
Extra innings	0-0									
Shutouts	6-0							Opponent 0 home runs	11-0	
								..... 1 home run	4-0	
Scoring 0-2 runs	2-0							..... 2+ HRs	2-1	
..... 3-5 runs	3-0									
..... 6-9 runs	7-1							Made 0 errors	7-1	
..... 10+ runs	5-0							.... 1 error	6-0	
								.... 2+ errors	4-0	
Opponent 0-2 runs	12-0							Opp. made 0 errors	3-0	
..... 3-5 runs	4-0							..... 1 error	5-0	
..... 6-9 runs	1-0							..... 2+ errors	9-1	
..... 10+ runs	0-1									
Scored in 1st inning	6-0							Out-hit opponent	14-0	
Opp. scored in 1st	3-1							Out-hit by opponent	2-1	
Scores first	12-0							Hits are tied	1-0	
Opp. scores first	5-1									

Record when team scores:

Runs	0	1	2	3	4	5	6	7	8	9	10+
W-L	0-0	0-0	2-0	1-0	0-0	2-0	2-0	3-1	2-0	0-0	5-0

Record when opponent scores:

Runs	0	1	2	3	4	5	6	7	8	9	10+
W-L	6-0	2-0	4-0	3-0	1-0	0-0	0-0	0-0	0-0	1-0	0-1

Record when leading after:

Inn.	1	2	3	4	5	6	7	8
W-L	6-0	9-1	12-1	12-0	17-0	17-0	16-0	16-0

Record when trailing after:

Inn.	1	2	3	4	5	6	7	8
W-L	2-1	3-0	2-0	3-1	0-1	0-1	0-1	0-1

Record when tied after:

Inn.	1	2	3	4	5	6	7	8
W-L	9-0	5-0	3-0	2-0	0-0	0-0	0-0	0-0

Current winning streak: 2  
 Longest winning streak: 15  
 Longest losing streak: 1

Home attendance : 18969 ( 14 dates avg = 1354 )  
 Away attendance : 2237 ( 4 dates avg = 559 )  
 Total attendance: 21206 ( 18 dates avg = 1178 )





2019 Tennessee Baseball  
Season Game Highs for Tennessee (as of Mar 14, 2019)  
(All games)



TEAM GAME HIGHS

Batting

At bats:	41	-	vs Troy (Mar 05, 2019 at Hoover, Ala.)
Runs scored:	18	-	vs Northern Kentucky (Feb 19, 2019)
Hits:	15	-	vs Fresno State (Mar 09, 2019)
RBIs:	15	-	vs Northern Kentucky (Feb 19, 2019)
Doubles:	5	-	vs Indiana (Feb 22, 2019)
Triples:	1	-	vs Northern Kentucky (Feb 19, 2019)
	1	-	vs Troy (Mar 05, 2019 at Hoover, Ala.)
	1	-	vs Fresno State (Mar 09, 2019)
Home runs:	3	-	vs Fresno State (Mar 09, 2019)
Total bases:	30	-	vs Fresno State (Mar 09, 2019)
Walks:	20	-	vs Northern Kentucky (Feb 19, 2019)
Strikeouts:	11	-	vs Fresno State (Mar 08, 2019)
Sac hits:	2	-	vs UNC Asheville (Mar 12, 2019)
Sac flies:	3	-	vs Appalachian State (Feb 15, 2019)
Stolen bases:	4	-	vs Appalachian State (Feb 16, 2019)
	4	-	vs Northern Kentucky (Feb 19, 2019)
	4	-	vs UNC Asheville (Mar 13, 2019)
Hit by pitch:	2	-	(4 times )
Caught stealing:	2	-	vs Louisiana Monroe (Mar 01, 2019 at Pensacola, Fla.)
	2	-	vs Fresno State (Mar 09, 2019)
Runners LOB:	17	-	vs North Florida (Mar 02, 2019 at Pensacola, Fla.)
Hit into DP:	3	-	vs UNC Asheville (Mar 12, 2019)

Fielding

Putouts:	27	-	(17 times )
Assists:	15	-	vs Louisiana Monroe (Mar 01, 2019 at Pensacola, Fla.)
Errors:	3	-	vs Fresno State (Mar 08, 2019)
Passed balls:	1	-	vs Northern Kentucky (Feb 19, 2019)
	1	-	vs Troy (Mar 05, 2019 at Hoover, Ala.)
	1	-	vs Fresno State (Mar 09, 2019)
DPs turned:	2	-	vs North Florida (Mar 02, 2019 at Pensacola, Fla.)

Pitching

Innings pitched:	9.0	-	(17 times )
Runs allowed:	10	-	vs Fresno State (Mar 10, 2019)
Earned runs:	10	-	vs Fresno State (Mar 10, 2019)
Walks allowed:	8	-	vs Fresno State (Mar 09, 2019)
Strikeouts:	21	-	vs Indiana (Feb 23, 2019)
Hits allowed:	16	-	vs Fresno State (Mar 10, 2019)
Doubles allowed:	3	-	vs Fresno State (Mar 09, 2019)
	3	-	vs UNC Asheville (Mar 13, 2019)
Triples allowed:	1	-	vs Indiana (Feb 22, 2019)
	1	-	vs Indiana (Feb 23, 2019)
	1	-	vs Louisiana Monroe (Mar 01, 2019 at Pensacola, Fla.)
Homers allowed:	3	-	vs Indiana (Feb 24, 2019)
Wild pitches:	4	-	vs Indiana (Feb 23, 2019)
Hit batters:	3	-	vs Indiana (Feb 23, 2019)



2019 Tennessee Baseball  
Season Game Highs for Tennessee (as of Mar 14, 2019)  
(All games)



INDIVIDUAL GAME HIGHS

Batting

At bats:	6	-	Jay Charleston vs Indiana (Feb 23, 2019)
Runs scored:	3	-	(5 times )
Hits:	4	-	Ricky Martinez vs Troy (Mar 05, 2019 at Hoover, Ala.)
RBIs:	5	-	Luc Lipcius vs Northern Kentucky (Feb 19, 2019)
Doubles:	2	-	(5 times )
Triples:	1	-	Luc Lipcius vs Northern Kentucky (Feb 19, 2019)
	1	-	Luc Lipcius vs Troy (Mar 05, 2019 at Hoover, Ala.)
	1	-	Connor Pavolony vs Fresno State (Mar 09, 2019)
Home runs:	2	-	Alerick Soularie vs Fresno State (Mar 09, 2019)
Total bases:	9	-	Alerick Soularie vs Fresno State (Mar 09, 2019)
Walks:	4	-	Evan Russell vs Northern Kentucky (Feb 19, 2019)
	4	-	Justin Ammons vs Indiana (Feb 23, 2019)
	4	-	Evan Russell vs North Florida (Mar 02, 2019 at Pensacola, Fla.)
Strikeouts:	3	-	Zach Daniels vs Northern Kentucky (Feb 19, 2019)
	3	-	Luc Lipcius vs Fresno State (Mar 08, 2019)
Sac hits:	1	-	(7 times )
Sac flies:	1	-	(8 times )
Stolen bases:	3	-	Jay Charleston vs Appalachian State (Feb 16, 2019)
Hit by pitch:	1	-	(15 times )
Caught stealing:	1	-	(9 times )
Runners LOB:	7	-	Andre Lipcius vs Indiana (Feb 23, 2019)

Fielding

Putouts:	17	-	Connor Pavolony vs Indiana (Feb 23, 2019)
Assists:	5	-	Ricky Martinez vs Appalachian State (Feb 15, 2019)
Errors:	2	-	Will Neely vs Indiana (Feb 24, 2019)
	2	-	Evan Russell vs Louisiana Monroe (Mar 01, 2019 at Pensacola, Fla.)
	2	-	Andre Lipcius vs North Florida (Mar 02, 2019 at Pensacola, Fla.)
Passed balls:	1	-	Connor Pavolony vs Northern Kentucky (Feb 19, 2019)
	1	-	Connor Pavolony vs Troy (Mar 05, 2019 at Hoover, Ala.)
	1	-	Connor Pavolony vs Fresno State (Mar 09, 2019)

Pitching

Innings pitched:	7.2	-	Garrett Stallings vs Louisiana Monroe (Mar 01, 2019 at Pensacola, Fla.)
Runs allowed:	8	-	Will Neely vs Fresno State (Mar 10, 2019)
Earned runs:	8	-	Will Neely vs Fresno State (Mar 10, 2019)
Walks allowed:	3	-	(4 times )
Strikeouts:	13	-	Zach Linginfelter vs Indiana (Feb 23, 2019)
Hits allowed:	11	-	Garrett Stallings vs Fresno State (Mar 08, 2019)
Doubles allowed:	2	-	Will Neely vs Appalachian State (Feb 17, 2019)
	2	-	Will Neely vs Fresno State (Mar 10, 2019)
Triples allowed:	1	-	Garrett Stallings vs Indiana (Feb 22, 2019)
	1	-	Zach Linginfelter vs Indiana (Feb 23, 2019)
	1	-	Garrett Stallings vs Louisiana Monroe (Mar 01, 2019 at Pensacola, Fla.)
Homers allowed:	2	-	Will Neely vs Indiana (Feb 24, 2019)
	2	-	Will Neely vs Western Kentucky (Mar 02, 2019 at Pensacola, Fla.)
Wild pitches:	3	-	Zach Linginfelter vs Indiana (Feb 23, 2019)
Hit batters:	2	-	Zach Linginfelter vs Appalachian State (Feb 16, 2019)

- 2 - Chase Wallace vs Indiana (Feb 23, 2019)
- 2 - Zach Linginfelter vs North Florida (Mar 02, 2019 at Pensacola, Fla.)



2019 Tennessee Baseball  
 Batting Leaders for Tennessee (as of Mar 14, 2019)  
 (All games)



Hitting minimums - 1 Games 1 AB 2.0 AB/Game 1 TPA  
 Pitching minimums - 1 Games 5 IP 1 BF 1.0 IP/Game

<b>Batting avg</b>		<b>Slugging pct</b>		<b>On base pct</b>	
1. 12 Ricky Martinez	.400	1. 1 Alerick Soularie	.854	1. 9 Justin Ammons	.545
2. 1 Alerick Soularie	.390	2. 40 Luc Lipcius	.694	2. 1 Alerick Soularie	.510
3. 9 Justin Ammons	.370	3. 13 Andre Lipcius	.565	3. 12 Ricky Martinez	.500
4. 40 Luc Lipcius	.347	4. 9 Justin Ammons	.537	4. 40 Luc Lipcius	.459
5. 6 Evan Russell	.273	5. 6 Evan Russell	.527	5. 6 Evan Russell	.432
<b>Runs scored</b>		<b>Hits</b>		<b>Runs batted in</b>	
1. 9 Justin Ammons	20	1. 12 Ricky Martinez	24	1. 13 Andre Lipcius	22
2. 12 Ricky Martinez	16	2. 9 Justin Ammons	20	2. 1 Alerick Soularie	16
3. 40 Luc Lipcius	15	3. 13 Andre Lipcius	18	3. 40 Luc Lipcius	14
4. 1 Alerick Soularie	14	4. 4 Jay Charleston	17	4. 6 Evan Russell	12
4 Jay Charleston	14	40 Luc Lipcius	17	5. 2 tied at.....	11
<b>Doubles</b>		<b>Triples</b>		<b>Home runs</b>	
1. 6 Evan Russell	8	1. 40 Luc Lipcius	2	1. 1 Alerick Soularie	6
2. 12 Ricky Martinez	7	2. 17 Connor Pavolony	1	2. 13 Andre Lipcius	5
3. 13 Andre Lipcius	6			3. 40 Luc Lipcius	3
4. 4 Jay Charleston	5			4. 9 Justin Ammons	2
5. 40 Luc Lipcius	4			6 Evan Russell	2
<b>Total bases</b>		<b>Walks</b>		<b>Hit by pitch</b>	
1. 13 Andre Lipcius	39	1. 9 Justin Ammons	19	1. 17 Connor Pavolony	3
2. 1 Alerick Soularie	35	2. 6 Evan Russell	16	12 Ricky Martinez	3
3. 40 Luc Lipcius	34	3. 4 Jay Charleston	14	9 Justin Ammons	3
4. 12 Ricky Martinez	31	4. 17 Connor Pavolony	11	4. 13 Andre Lipcius	2
5. 2 tied at.....	29	13 Andre Lipcius	11	5. 4 tied at.....	1
<b>Sac bunts</b>		<b>Sac flies</b>		<b>Stolen bases</b>	
1. 7 Jake Rucker	3	1. 6 Evan Russell	2	1. 4 Jay Charleston	14
2. 4 Jay Charleston	1	2. 6 tied at.....	1	2. 9 Justin Ammons	5
42 Max Ferguson	1			3. 13 Andre Lipcius	4
9 Justin Ammons	1			4. 12 Ricky Martinez	3
10 Pete Derkay	1			5. 6 tied at.....	1
<b>Caught stealing</b>		<b>Steal attempts</b>		<b>Stolen base pct</b>	
1. 9 Justin Ammons	4	1. 4 Jay Charleston	15	1. 6 Evan Russell	1.000
2. 5 tied at.....	1	2. 9 Justin Ammons	9	40 Luc Lipcius	1.000
		3. 13 Andre Lipcius	5	3. 4 Jay Charleston	.933
		4. 12 Ricky Martinez	4	4. 13 Andre Lipcius	.800
		5. 1 Alerick Soularie	2	5. 12 Ricky Martinez	.750
<b>Strikeouts</b>		<b>Grounded into DP</b>		<b>Total plate appearances</b>	
1. 12 Ricky Martinez	12	1. 12 Ricky Martinez	2	1. 4 Jay Charleston	84
2. 6 Evan Russell	11	13 Andre Lipcius	2	2. 13 Andre Lipcius	82
3. 40 Luc Lipcius	10	3. 4 tied at.....	1	3. 9 Justin Ammons	78
4. 4 Jay Charleston	9			4. 6 Evan Russell	74
13 Andre Lipcius	9			5. 12 Ricky Martinez	72
<b>At bats</b>		<b>Games played</b>		<b>Game starts</b>	
1. 13 Andre Lipcius	69	1. 6 tied at.....	18	1. 6 Evan Russell	18
2. 4 Jay Charleston	68			13 Andre Lipcius	18
3. 12 Ricky Martinez	60			4 Jay Charleston	18
4. 6 Evan Russell	55			4. 12 Ricky Martinez	17
5. 9 Justin Ammons	54			5. 3 tied at.....	16
<b>Games as sub</b>					
1. 42 Max Ferguson	8				
35 Nico Mascia	8				
3. 14 Austin Knight	6				
1 Alerick Soularie	6				
10 Pete Derkay	6				





2019 Tennessee Baseball  
Pitching Leaders for Tennessee (as of Mar 14, 2019)  
(All games)



Hitting minimums - 1 Games 1 AB 2.0 AB/Game 1 TPA  
Pitching minimums - 1 Games 5 IP 1 BF 1.0 IP/Game

<b>Earned run avg</b>		<b>Opposing bat avg</b>		<b>Won-loss pct</b>	
1. 25 Zach Lingenfelter	0.75	1. 25 Zach Lingenfelter	.136	1. 27 Garrett Stallings	1.000
2. 27 Garrett Stallings	1.63	2. 32 Sean Hunley	.190	25 Zach Lingenfelter	1.000
3. 32 Sean Hunley	2.33	3. 27 Garrett Stallings	.238	32 Sean Hunley	1.000
4. 15 Will Neely	6.16	4. 15 Will Neely	.291	4. 15 Will Neely	.667
<b>Wins</b>		<b>Losses</b>		<b>Saves</b>	
1. 27 Garrett Stallings	4	1. 15 Will Neely	1	1. 34 Garrett Crochet	3
25 Zach Lingenfelter	4			46 Redmond Walsh	3
3. 32 Sean Hunley	3			3. 30 Andrew Schultz	2
4. 16 Camden Sewell	2				
15 Will Neely	2				
<b>Innings pitched</b>		<b>Batters struck out</b>		<b>Appearances</b>	
1. 27 Garrett Stallings	27.2	1. 27 Garrett Stallings	35	1. 45 Chase Silseth	8
2. 25 Zach Lingenfelter	24.0	2. 25 Zach Lingenfelter	30	2. 46 Redmond Walsh	7
3. 32 Sean Hunley	19.1	3. 34 Garrett Crochet	25	11 Will Heflin	7
4. 15 Will Neely	19.0	4. 16 Camden Sewell	16	4. 30 Andrew Schultz	6
		15 Will Neely	16	16 Camden Sewell	6
<b>Games started</b>		<b>Games finished</b>		<b>Games in relief</b>	
1. 15 Will Neely	4	1. 46 Redmond Walsh	4	1. 46 Redmond Walsh	7
25 Zach Lingenfelter	4	2. 34 Garrett Crochet	3	11 Will Heflin	7
32 Sean Hunley	4	28 Elijah Pleasants	3	45 Chase Silseth	7
27 Garrett Stallings	4	37 Richard Jackson	3	4. 30 Andrew Schultz	6
5. 2 tied at.....	1	5. 2 tied at.....	2	5. 3 tied at.....	5
<b>Wild pitches</b>		<b>Balks</b>		<b>Hit batters</b>	
1. 25 Zach Lingenfelter	4			1. 25 Zach Lingenfelter	5
2. 45 Chase Silseth	2			2. 34 Garrett Crochet	3
27 Garrett Stallings	2			18 Chase Wallace	3
4. 4 tied at.....	1			4. 45 Chase Silseth	2
				5. 4 tied at.....	1
<b>Intentional BB allowed</b>		<b>Runners picked off</b>		<b>Batters SO out looking</b>	
		1. 32 Sean Hunley	2	1. 27 Garrett Stallings	10
		2. 17 Connor Pavolony	1	2. 25 Zach Lingenfelter	8
		15 Will Neely	1	3. 34 Garrett Crochet	6
				4. 45 Chase Silseth	5
				32 Sean Hunley	5
<b>Sac bunts allowed</b>		<b>Sac flies allowed</b>		<b>Hits allowed</b>	
1. 45 Chase Silseth	1	1. 32 Sean Hunley	2	1. 25 Zach Lingenfelter	11
27 Garrett Stallings	1			2. 32 Sean Hunley	12
32 Sean Hunley	1			3. 15 Will Neely	23
				4. 27 Garrett Stallings	25
<b>Runs allowed</b>		<b>Earned runs allowed</b>		<b>Walks allowed</b>	
1. 25 Zach Lingenfelter	2	1. 25 Zach Lingenfelter	2	1. 27 Garrett Stallings	2
2. 32 Sean Hunley	6	2. 32 Sean Hunley	5	2. 15 Will Neely	3
27 Garrett Stallings	6	27 Garrett Stallings	5	3. 25 Zach Lingenfelter	7
4. 15 Will Neely	13	4. 15 Will Neely	13	4. 32 Sean Hunley	8
<b>Doubles allowed</b>		<b>Triples allowed</b>		<b>Home runs allowed</b>	
1. 32 Sean Hunley	0	1. 32 Sean Hunley	0	1. 25 Zach Lingenfelter	1
27 Garrett Stallings	0	15 Will Neely	0	32 Sean Hunley	1
3. 25 Zach Lingenfelter	1	3. 25 Zach Lingenfelter	1	27 Garrett Stallings	1
4. 15 Will Neely	4	4. 27 Garrett Stallings	2	4. 15 Will Neely	5



2019 Tennessee Baseball  
Miscellaneous Stats for Tennessee (as of Mar 14, 2019)  
(All games)



Multiple Hit Games	2	3	4	5+	Total
12 Ricky Martinez	6	1	1	-	8
9 Justin Ammons	5	1	-	-	6
4 Jay Charleston	4	1	-	-	5
13 Andre Lipcius	5	-	-	-	5
40 Luc Lipcius	4	1	-	-	5
1 Alerick Soularie	2	2	-	-	4
6 Evan Russell	3	1	-	-	4
17 Connor Pavolony	2	-	-	-	2
7 Jake Rucker	1	1	-	-	2
19 Landon Gray	-	1	-	-	1
5 Zach Daniels	1	-	-	-	1
8 Christian Scott	-	1	-	-	1
TEAM	33	10	1	0	44

Multiple RBI Games	2	3	4	5+	Total
13 Andre Lipcius	3	2	2	-	7
1 Alerick Soularie	2	3	-	-	5
9 Justin Ammons	3	-	-	-	3
40 Luc Lipcius	-	2	-	1	3
12 Ricky Martinez	2	-	1	-	3
4 Jay Charleston	1	1	-	-	2
6 Evan Russell	2	-	-	-	2
7 Jake Rucker	1	-	-	-	1
5 Zach Daniels	1	-	-	-	1
TEAM	15	8	3	1	27

Hitting Streaks	Longest	Current
13 Andre Lipcius	12	12
9 Justin Ammons	8	-
6 Evan Russell	6	-
12 Ricky Martinez	6	2
1 Alerick Soularie	5	5
4 Jay Charleston	5	1
40 Luc Lipcius	4	2
19 Landon Gray	4	1
5 Zach Daniels	3	-
17 Connor Pavolony	3	1
7 Jake Rucker	3	3
10 Pete Derkay	2	-
42 Max Ferguson	1	-
35 Nico Mascia	1	-
8 Christian Scott	1	-
14 Austin Knight	1	-

Reached Base Streaks	Longest	Current
13 Andre Lipcius	17	17
9 Justin Ammons	17	-
12 Ricky Martinez	16	16
1 Alerick Soularie	10	10
4 Jay Charleston	10	4
17 Connor Pavolony	7	2
6 Evan Russell	7	5
40 Luc Lipcius	6	2
19 Landon Gray	5	2
10 Pete Derkay	4	-
7 Jake Rucker	4	3
5 Zach Daniels	3	-
42 Max Ferguson	3	3
35 Nico Mascia	1	-
14 Austin Knight	1	-
8 Christian Scott	1	-



2019 Tennessee Baseball  
 Miscellaneous Stats for Tennessee (as of Mar 14, 2019)  
 (All games)



Starting Lineup By Position  
 (Team W-L record when starter)

PITCHER:		
25 Zach Linginfelter	4	(4-0)
27 Garrett Stallings	4	(4-0)
32 Sean Hunley	4	(4-0)
15 Will Neely	4	(3-1)
45 Chase Silseth	1	(1-0)
16 Camden Sewell	1	(1-0)
CATCHER:		
19 Landon Gray	9	(8-1)
17 Connor Pavolony	9	(9-0)
FIRST BASE:		
40 Luc Lipcius	16	(15-1)
10 Pete Derkay	1	(1-0)
42 Max Ferguson	1	(1-0)
SECOND BASE:		
7 Jake Rucker	16	(15-1)
4 Jay Charleston	1	(1-0)
1 Alerick Soularie	1	(1-0)
THIRD BASE:		
13 Andre Lipcius	18	(17-1)
SHORTSTOP:		
12 Ricky Martinez	17	(16-1)
14 Austin Knight	1	(1-0)
LEFT FIELD:		
6 Evan Russell	11	(11-0)
1 Alerick Soularie	7	(6-1)
CENTER FIELD:		
4 Jay Charleston	17	(16-1)
5 Zach Daniels	1	(1-0)
RIGHT FIELD:		
9 Justin Ammons	16	(15-1)
8 Christian Scott	2	(2-0)
DESIGNATED HITTER:		
6 Evan Russell	7	(6-1)
10 Pete Derkay	5	(5-0)
1 Alerick Soularie	3	(3-0)
5 Zach Daniels	2	(2-0)
42 Max Ferguson	1	(1-0)

Starting Lineup By Lineup Spot  
 (Team W-L record when starter)

LEADOFF:		
9 Justin Ammons	16	(15-1)
4 Jay Charleston	2	(2-0)
2ND SPOT:		
4 Jay Charleston	16	(15-1)
8 Christian Scott	1	(1-0)
42 Max Ferguson	1	(1-0)
3RD SPOT:		
13 Andre Lipcius	18	(17-1)
CLEANUP:		
6 Evan Russell	16	(15-1)
1 Alerick Soularie	2	(2-0)
5TH SPOT:		
1 Alerick Soularie	6	(5-1)
19 Landon Gray	6	(6-0)
10 Pete Derkay	3	(3-0)
6 Evan Russell	2	(2-0)
5 Zach Daniels	1	(1-0)
6TH SPOT:		
17 Connor Pavolony	7	(7-0)
1 Alerick Soularie	3	(3-0)
19 Landon Gray	3	(2-1)
10 Pete Derkay	2	(2-0)
42 Max Ferguson	1	(1-0)
14 Austin Knight	1	(1-0)
12 Ricky Martinez	1	(1-0)
7TH SPOT:		
12 Ricky Martinez	15	(14-1)
17 Connor Pavolony	1	(1-0)
7 Jake Rucker	1	(1-0)
40 Luc Lipcius	1	(1-0)
8TH SPOT:		
40 Luc Lipcius	15	(14-1)
17 Connor Pavolony	1	(1-0)
10 Pete Derkay	1	(1-0)
8 Christian Scott	1	(1-0)
9TH SPOT:		
7 Jake Rucker	15	(14-1)
5 Zach Daniels	2	(2-0)
12 Ricky Martinez	1	(1-0)





2019 Tennessee Baseball  
Individual Game-by-Game for Tennessee (as of Mar 14, 2019)

#9 Justin Ammons - 18 games (All games)

Date	Opponent	Pos	AB	R	H	RBI	2B	3B	HR	BB	SB	CS	HBP	SAC	SF	GDP	K	PO	A	E	Avg	
Feb 15	APPALACHIAN STATE	*of	3	1	1	1	0	0	1	1	0	0	0	0	0	0	0	1	0	0	.333	
Feb 16	APPALACHIAN STATE	*of	3	1	1	0	0	0	0	0	0	0	0	1	0	0	1	3	0	0	.333	
Feb 17	APPALACHIAN STATE	*of	3	1	1	0	0	0	0	0	0	1	1	0	0	0	1	1	0	0	.333	
Feb 19	NORTHERN KENTUC	of	0	1	0	1	0	0	0	2	0	0	0	0	0	0	0	1	0	0	.333	
Feb 22	INDIANA	*of	4	0	1	0	1	0	0	0	0	0	0	0	0	0	1	0	0	0	.308	
Feb 23	INDIANA	*of	2	1	0	0	0	0	0	4	1	0	0	0	0	0	0	0	0	0	.267	
Feb 24	INDIANA	*of	2	1	1	1	0	0	0	2	1	0	0	0	0	0	0	1	0	0	.294	
Feb 26	LIBERTY	*of	5	1	3	2	2	0	0	0	1	0	0	0	0	0	0	2	1	0	.364	
Feb 27	MIDDLE TENNESSEE	*of	4	1	2	0	0	0	0	0	1	0	0	0	0	0	0	2	0	0	.385	
Mar 01	vs Louisiana Monroe	*of	2	1	1	0	0	0	0	1	0	1	1	0	0	0	0	0	0	0	.393	
Mar 02	vs North Florida	*of	3	2	2	2	0	0	0	1	0	0	1	0	1	0	1	0	0	0	.419	
Mar 02	vs Western Kentucky	*of	3	1	1	0	0	0	0	1	0	1	0	0	0	0	0	0	0	0	.412	
Mar 05	vs Troy	*of	5	3	2	0	0	0	0	1	0	0	0	0	0	0	0	1	0	0	.410	
Mar 08	FRESNO STATE	*of	4	2	2	0	0	0	0	1	0	0	0	0	0	0	0	1	0	0	.419	
Mar 09	FRESNO STATE	*of	3	1	0	0	0	0	0	1	0	0	0	0	0	0	0	0	0	0	.391	
Mar 10	FRESNO STATE	*of	4	1	2	2	0	0	1	2	0	0	0	0	0	0	1	1	0	0	.400	
Mar 12	UNC ASHEVILLE	*of	3	1	0	0	0	0	0	2	1	1	0	0	0	1	0	0	0	0	.377	
Mar 13	UNC ASHEVILLE	ph/of	1	0	0	0	0	0	0	0	0	0	0	0	0	0	0	0	0	0	.370	
Totals			16gs	54	20	20	9	3	0	2	19	5	4	3	1	1	1	5	14	1	0	.370

On base pct. .545 • Slugging pct. .537

#4 Jay Charleston - 18 games (All games)

Date	Opponent	Pos	AB	R	H	RBI	2B	3B	HR	BB	SB	CS	HBP	SAC	SF	GDP	K	PO	A	E	Avg
Feb 15	APPALACHIAN STATE	*of	3	0	2	1	1	0	0	0	1	0	0	0	1	0	0	2	0	0	.667
Feb 16	APPALACHIAN STATE	*of	3	1	1	0	0	0	0	1	3	0	0	0	0	0	1	0	0	0	.500
Feb 17	APPALACHIAN STATE	*of	4	0	0	0	0	0	0	0	0	0	0	0	0	0	1	2	0	0	.300
Feb 19	NORTHERN KENTUC	*of/of	3	0	0	0	0	0	0	1	0	0	0	0	0	0	0	1	0	0	.231
Feb 22	INDIANA	*of	4	1	1	0	0	0	0	0	0	0	0	0	0	0	1	4	0	0	.235
Feb 23	INDIANA	*of	6	0	1	1	0	0	0	0	1	0	0	0	0	0	0	4	0	0	.217
Feb 24	INDIANA	*of	2	1	0	0	0	0	0	1	0	0	0	1	0	0	1	1	0	0	.200
Feb 26	LIBERTY	*of	2	1	0	0	0	0	0	2	0	0	0	0	0	0	0	8	0	0	.185
Feb 27	MIDDLE TENNESSEE	*of	4	0	1	1	0	0	0	0	1	0	0	0	0	0	0	0	0	0	.194
Mar 01	vs Louisiana Monroe	*of	3	2	2	1	0	0	0	1	2	0	0	0	0	0	1	1	0	0	.235
Mar 02	vs North Florida	*of/of	5	1	3	3	1	0	0	1	0	0	0	0	0	0	1	3	0	0	.282
Mar 02	vs Western Kentucky	*of	3	1	1	0	1	0	0	1	1	0	0	0	0	0	0	5	0	0	.286
Mar 05	vs Troy	*of/of	5	1	2	2	1	0	0	1	1	0	0	0	0	0	1	3	0	1	.298
Mar 08	FRESNO STATE	*of	5	1	0	0	0	0	0	0	0	0	0	0	0	0	1	0	0	0	.269
Mar 09	FRESNO STATE	*of	5	1	0	1	0	0	0	1	0	1	0	0	0	0	1	2	0	0	.246
Mar 10	FRESNO STATE	*of/2b	4	1	1	1	0	0	0	2	2	0	0	0	0	0	0	3	2	0	.246
Mar 12	UNC ASHEVILLE	*2b/of	3	1	0	0	0	0	0	2	1	0	0	0	0	1	0	1	1	0	.234
Mar 13	UNC ASHEVILLE	*of	4	1	2	0	1	0	0	0	1	0	0	0	0	0	0	1	0	0	.250
Totals			18gs	68	14	17	11	5	0	14	14	1	0	1	1	1	9	41	3	1	.250

On base pct. .373 • Slugging pct. .324

#34 Garrett Crochet - 2 games (All games)

Date	Opponent	Pos	AB	R	H	RBI	2B	3B	HR	BB	SB	CS	HBP	SAC	SF	GDP	K	PO	A	E	Avg	
Feb 16	APPALACHIAN STATE	p	0	0	0	0	0	0	0	0	0	0	0	0	0	0	0	1	0	0	.000	
Feb 24	INDIANA	p	0	0	0	0	0	0	0	0	0	0	0	0	0	0	0	0	1	1	0	.000
Totals			0gs	0	0	0	0	0	0	0	0	0	0	0	0	0	0	2	1	0	.000	

On base pct. .000 • Slugging pct. .000

#34 Garrett Crochet - 5 appearances (All games)

Date	Opponent	GS	IP	H	R	ER	BB	SO	2B	3B	HR	WP	BK	HBP	IBB	Score	W-L	Sv	ERA	NP
Feb 16	APPALACHIAN STATE		4.0	0	0	0	0	9	0	0	0	0	0	0	0	2-0	0-0	1	0.00	55
Feb 24	INDIANA		5.1	2	1	1	1	9	0	0	1	0	0	1	0	5-3	1-0	1	0.96	75
Mar 01	vs Louisiana Monroe		1.1	2	0	0	0	1	0	0	0	0	0	0	0	7-2	1-0	2	0.84	27
Mar 09	FRESNO STATE		1.2	1	0	0	0	5	1	0	0	0	0	1	0	13-9	1-0	3	0.73	32
Mar 12	UNC ASHEVILLE		1.0	0	0	0	0	1	0	0	0	0	0	1	0	8-4	1-0	3	0.68	17
Totals			0	13.1	5	1	1	25	1	0	1	0	0	3	0	35-18	1-0	3	0.68	-

2019 Tennessee Baseball  
Individual Game-by-Game for Tennessee (as of Mar 14, 2019)

#5 Zach Daniels - 8 games (All games)

Date	Opponent	Pos	AB	R	H	RBI	2B	3B	HR	BB	SB	CS	HBP	SAC	SF	GDP	K	PO	A	E	Avg
Feb 19	NORTHERN KENTUC	ph/dh	3	1	0	1	0	0	0	1	0	0	0	0	0	0	3	0	0	0	.000
Feb 23	INDIANA	*dh	2	0	0	0	0	0	0	0	0	0	0	0	0	0	2	0	0	0	.000
Mar 02	vs North Florida	ph/of	1	0	0	0	0	0	0	0	0	0	0	0	0	0	0	0	0	0	.000
Mar 05	vs Troy	ph/of	1	0	0	0	0	0	0	0	0	0	0	0	0	0	1	0	0	0	.000
Mar 09	FRESNO STATE	ph/of	1	0	1	0	0	0	1	0	0	0	0	0	0	0	0	0	0	0	.125
Mar 10	FRESNO STATE	ph/of	3	1	1	0	0	0	0	0	0	0	0	0	0	0	2	1	0	0	.182
Mar 12	UNC ASHEVILLE	*of	3	0	2	2	0	0	0	0	0	0	0	0	0	0	0	0	0	0	.286
Mar 13	UNC ASHEVILLE	*dh	4	0	0	0	0	0	0	0	0	0	0	0	0	0	0	0	0	0	.222
Totals		3gs	18	2	4	3	0	0	0	2	0	0	0	0	0	0	8	1	0	0	.222

On base pct. .300 • Slugging pct. .222

#10 Pete Derkay - 12 games (All games)

Date	Opponent	Pos	AB	R	H	RBI	2B	3B	HR	BB	SB	CS	HBP	SAC	SF	GDP	K	PO	A	E	Avg
Feb 15	APPALACHIAN STATE	*dh	3	0	1	0	1	0	0	0	0	0	0	0	0	0	1	0	0	0	.333
Feb 16	APPALACHIAN STATE	*dh	4	0	1	0	0	0	0	0	0	0	0	0	0	0	0	0	0	0	.286
Feb 19	NORTHERN KENTUC	*dh	2	0	0	0	0	0	0	0	0	0	0	0	0	0	1	0	0	0	.222
Feb 22	INDIANA	*dh	3	0	0	0	0	0	0	0	0	0	0	0	0	0	1	0	0	0	.167
Feb 23	INDIANA	ph/dh	1	1	0	0	0	0	1	0	0	0	0	0	0	0	0	0	0	0	.154
Feb 26	LIBERTY	*dh	3	0	1	0	0	0	0	0	0	0	0	0	0	0	1	0	0	0	.188
Mar 02	vs North Florida	ph/dh	1	0	1	0	0	0	0	0	0	0	0	0	0	0	0	0	0	0	.235
Mar 05	vs Troy	ph/dh	1	0	0	0	0	0	0	1	0	0	0	0	0	0	0	0	0	0	.222
Mar 08	FRESNO STATE	ph	1	0	0	0	0	0	0	0	0	0	0	0	0	0	1	0	0	0	.211
Mar 10	FRESNO STATE	1b	0	0	0	0	0	0	0	0	0	0	0	0	0	0	0	1	0	0	.211
Mar 12	UNC ASHEVILLE	*1b	1	0	0	0	0	0	0	0	0	0	1	1	0	0	1	7	0	0	.200
Mar 13	UNC ASHEVILLE	ph/1b	1	0	0	0	0	0	0	0	1	0	0	0	0	0	0	1	0	0	.190
Totals		6gs	21	1	4	0	1	0	0	2	1	0	1	1	0	0	6	9	0	0	.190

On base pct. .292 • Slugging pct. .238

#42 Max Ferguson - 10 games (All games)

Date	Opponent	Pos	AB	R	H	RBI	2B	3B	HR	BB	SB	CS	HBP	SAC	SF	GDP	K	PO	A	E	Avg
Feb 16	APPALACHIAN STATE	ph/2b	1	0	0	0	0	0	0	0	0	0	0	0	0	0	0	0	0	0	.000
Feb 23	INDIANA	ph/1b	1	0	1	0	0	0	0	0	0	0	0	0	0	0	0	1	0	0	.500
Feb 24	INDIANA	*dh	3	0	0	1	0	0	0	0	0	0	0	0	0	0	0	0	0	0	.200
Feb 26	LIBERTY	ph/1b	1	0	0	0	0	0	0	0	0	0	0	0	0	0	1	0	0	0	.167
Mar 02	vs North Florida	ph/1b	1	0	0	0	0	0	0	0	0	0	0	0	0	0	0	0	0	0	.143
Mar 05	vs Troy	ph/1b	1	0	0	0	0	0	0	0	0	0	0	0	0	0	0	2	0	0	.125
Mar 09	FRESNO STATE	2b	0	0	0	0	0	0	0	1	0	0	0	1	0	0	0	0	0	0	.125
Mar 10	FRESNO STATE	1b	0	0	0	0	0	0	0	0	0	0	0	0	0	0	0	0	0	0	.125
Mar 12	UNC ASHEVILLE	pr/1b	1	1	1	0	0	0	0	0	0	0	0	0	0	0	0	2	0	0	.222
Mar 13	UNC ASHEVILLE	*1b/of	4	1	0	0	0	0	0	1	0	0	0	0	0	0	1	4	0	0	.154
Totals		2gs	13	2	2	1	0	0	0	2	0	0	0	1	0	0	2	9	0	0	.154

On base pct. .267 • Slugging pct. .154

#19 Landon Gray - 11 games (All games)

Date	Opponent	Pos	AB	R	H	RBI	2B	3B	HR	BB	SB	CS	HBP	SAC	SF	GDP	K	PO	A	E	Avg
Feb 15	APPALACHIAN STATE	*c	4	0	0	0	0	0	0	0	0	0	0	0	0	0	1	7	2	0	.000
Feb 17	APPALACHIAN STATE	*c	4	1	3	1	0	0	1	0	0	0	0	0	0	0	0	9	0	0	.375
Feb 22	INDIANA	*c	3	0	1	1	1	0	0	1	0	0	0	0	0	0	1	9	1	0	.364
Feb 24	INDIANA	*c	3	0	1	0	1	0	0	1	0	0	0	0	0	0	0	15	0	0	.357
Feb 27	MIDDLE TENNESSEE	*c	4	0	1	0	0	0	0	0	0	0	0	0	0	0	0	8	1	0	.333
Mar 01	vs Louisiana Monroe	*c	3	0	0	0	0	0	0	1	0	0	0	0	0	0	0	9	4	0	.286
Mar 02	vs Western Kentucky	*c	3	0	0	0	0	0	0	0	0	0	0	0	0	0	1	7	0	0	.250
Mar 08	FRESNO STATE	*c	2	0	0	0	0	0	0	2	0	0	0	0	0	0	1	12	4	1	.231
Mar 10	FRESNO STATE	*c	4	0	1	0	0	0	0	0	0	0	0	0	0	0	1	9	0	0	.233
Mar 12	UNC ASHEVILLE	c	0	0	0	0	0	0	0	0	0	0	0	0	0	0	0	3	0	0	.233
Mar 13	UNC ASHEVILLE	c	0	0	0	0	0	0	0	0	0	0	0	0	0	0	0	1	0	0	.233
Totals		9gs	30	1	7	2	2	0	1	5	0	0	0	0	0	0	5	89	12	1	.233

On base pct. .343 • Slugging pct. .400

2019 Tennessee Baseball  
Individual Game-by-Game for Tennessee (as of Mar 14, 2019)

#11 Will Heflin - 2 games (All games)

Date	Opponent	Pos	AB	R	H	RBI	2B	3B	HR	BB	SB	CS	HBP	SAC	SF	GDP	K	PO	A	E	Avg
Feb 26	LIBERTY	p	0	0	0	0	0	0	0	0	0	0	0	0	0	0	0	0	1	0	.000
Mar 02	vs North Florida	p	0	0	0	0	0	0	0	0	0	0	0	0	0	0	0	0	1	0	.000
Totals		ogs	0	0	0	0	0	0	0	0	0	0	0	0	0	0	0	0	2	0	.000

On base pct. .000 • Slugging pct. .000

#11 Will Heflin - 7 appearances (All games)

Date	Opponent	GS	IP	H	R	ER	BB	SO	2B	3B	HR	WP	BK	HBP	IBB	Score	W-L	Sv	ERA	NP
Feb 19	NORTHERN KENTUC		1.0	2	0	0	1	2	0	0	0	0	0	0	0	18-0	0-0	0	0.00	20
Feb 26	LIBERTY		1.0	0	0	0	0	2	0	0	0	0	0	0	0	7-1	0-0	0	0.00	14
Feb 27	MIDDLE TENNESSEE		0.1	0	0	0	0	1	0	0	0	0	0	0	0	2-0	0-0	0	0.00	4
Mar 02	vs North Florida		0.1	0	0	0	0	0	0	0	0	0	0	0	0	10-2	0-0	0	0.00	3
Mar 09	FRESNO STATE		0.0	0	3	3	3	0	0	0	0	1	0	0	0	13-9	0-0	0	10.12	15
Mar 12	UNC ASHEVILLE		0.2	0	0	0	0	0	0	0	0	0	0	0	0	8-4	0-0	0	8.10	7
Mar 13	UNC ASHEVILLE		3.2	1	0	0	0	8	1	0	0	0	0	0	0	7-2	1-0	0	3.86	42
Totals		0	7.0	3	3	3	4	13	1	0	0	1	0	0	0	65-18	1-0	0	3.86	-

#32 Sean Hunley - 2 games (All games)

Date	Opponent	Pos	AB	R	H	RBI	2B	3B	HR	BB	SB	CS	HBP	SAC	SF	GDP	K	PO	A	E	Avg
Feb 19	NORTHERN KENTUC	*p	0	0	0	0	0	0	0	0	0	0	0	0	0	0	0	0	2	0	.000
Mar 05	vs Troy	*p	0	0	0	0	0	0	0	0	0	0	0	0	0	0	0	1	2	0	.000
Totals		2gs	0	0	0	0	0	0	0	0	0	0	0	0	0	0	0	1	4	0	.000

On base pct. .000 • Slugging pct. .000

#32 Sean Hunley - 4 appearances (All games)

Date	Opponent	GS	IP	H	R	ER	BB	SO	2B	3B	HR	WP	BK	HBP	IBB	Score	W-L	Sv	ERA	NP
Feb 19	NORTHERN KENTUC	*	5.0	3	0	0	1	6	0	0	0	0	0	0	0	18-0	1-0	0	0.00	68
Feb 26	LIBERTY	*	6.0	2	1	0	3	1	0	0	0	0	0	0	0	7-1	2-0	0	0.00	85
Mar 05	vs Troy	*	5.0	5	2	2	2	2	0	0	0	0	0	0	0	11-2	3-0	0	1.12	75
Mar 12	UNC ASHEVILLE	*	3.1	2	3	3	2	4	0	0	1	0	0	1	0	8-4	3-0	0	2.33	56
Totals		4	19.1	12	6	5	8	13	0	0	1	0	0	1	0	44-7	3-0	0	2.33	-

#37 Richard Jackson - 1 game (All games)

Date	Opponent	Pos	AB	R	H	RBI	2B	3B	HR	BB	SB	CS	HBP	SAC	SF	GDP	K	PO	A	E	Avg
Feb 26	LIBERTY	p	0	0	0	0	0	0	0	0	0	0	0	0	0	0	0	1	0	0	.000
Totals		ogs	0	0	0	0	0	0	0	0	0	0	0	0	0	0	0	1	0	0	.000

On base pct. .000 • Slugging pct. .000

#37 Richard Jackson - 3 appearances (All games)

Date	Opponent	GS	IP	H	R	ER	BB	SO	2B	3B	HR	WP	BK	HBP	IBB	Score	W-L	Sv	ERA	NP
Feb 19	NORTHERN KENTUC		1.0	0	0	0	0	1	0	0	0	0	0	0	0	18-0	0-0	0	0.00	13
Feb 26	LIBERTY		1.0	1	0	0	0	0	0	0	0	0	0	0	0	7-1	0-0	0	0.00	13
Mar 12	UNC ASHEVILLE		1.0	0	0	0	1	2	0	0	0	0	0	0	0	8-4	0-0	0	0.00	25
Totals		0	3.0	1	0	0	1	3	0	0	0	0	0	0	0	33-5	0-0	0	0.00	-

2019 Tennessee Baseball  
Individual Game-by-Game for Tennessee (as of Mar 14, 2019)

#14 Austin Knight - 7 games (All games)

Date	Opponent	Pos	AB	R	H	RBI	2B	3B	HR	BB	SB	CS	HBP	SAC	SF	GDP	K	PO	A	E	Avg
Feb 19	NORTHERN KENTUC	*ss	2	2	0	0	0	0	0	2	1	0	0	0	0	0	0	0	1	0	.000
Feb 23	INDIANA	ph/2b	0	0	0	1	0	0	0	0	0	0	0	0	1	0	0	0	0	0	.000
Feb 26	LIBERTY	ph/2b	1	0	0	0	0	0	0	0	0	0	0	0	0	0	0	0	0	0	.000
Mar 02	vs North Florida	2b	1	0	0	0	0	0	0	0	0	0	0	0	0	0	0	0	0	0	.000
Mar 05	vs Troy	ph/2b	1	0	0	0	0	0	0	0	0	0	0	0	0	0	1	0	0	0	.000
Mar 09	FRESNO STATE	ss	1	1	1	0	0	0	0	0	0	0	0	0	0	0	0	0	0	0	.167
Mar 10	FRESNO STATE	ph	1	0	0	0	0	0	0	0	0	0	0	0	0	0	0	0	0	0	.143
Totals		1gs	7	3	1	1	0	0	0	2	1	0	0	0	1	0	1	0	1	0	.143

On base pct. .300 • Slugging pct. .143

#20 Tanner Kohlhepp - 1 game (All games)

Date	Opponent	Pos	AB	R	H	RBI	2B	3B	HR	BB	SB	CS	HBP	SAC	SF	GDP	K	PO	A	E	Avg
Mar 09	FRESNO STATE	p	0	0	0	0	0	0	0	0	0	0	0	0	0	0	0	0	1	0	.000
Totals		0gs	0	0	0	0	0	0	0	0	0	0	0	0	0	0	0	0	1	0	.000

On base pct. .000 • Slugging pct. .000

#20 Tanner Kohlhepp - 4 appearances (All games)

Date	Opponent	GS	IP	H	R	ER	BB	SO	2B	3B	HR	WP	BK	HBP	IBB	Score	W-L	Sv	ERA	NP
Feb 19	NORTHERN KENTUC		1.0	0	0	0	0	1	0	0	0	0	0	1	0	18-0	0-0	0	0.00	14
Mar 05	vs Troy		1.0	0	0	0	0	2	0	0	0	0	0	0	0	11-2	0-0	0	0.00	13
Mar 09	FRESNO STATE		0.1	2	5	5	3	0	1	0	0	0	0	0	0	13-9	0-0	0	19.29	28
Mar 13	UNC ASHEVILLE		0.2	1	0	0	0	1	0	0	0	0	0	0	0	7-2	0-0	0	15.00	13
Totals		0	3.0	3	5	5	3	4	1	0	0	0	0	1	0	49-13	0-0	0	15.00	-

#25 Zach Linginfelter - 2 games (All games)

Date	Opponent	Pos	AB	R	H	RBI	2B	3B	HR	BB	SB	CS	HBP	SAC	SF	GDP	K	PO	A	E	Avg
Feb 16	APPALACHIAN STATE	*p	0	0	0	0	0	0	0	0	0	0	0	0	0	0	0	0	1	0	.000
Mar 09	FRESNO STATE	*p	0	0	0	0	0	0	0	0	0	0	0	0	0	0	0	1	1	0	.000
Totals		2gs	0	0	0	0	0	0	0	0	0	0	0	0	0	0	0	1	2	0	.000

On base pct. .000 • Slugging pct. .000

#25 Zach Linginfelter - 4 appearances (All games)

Date	Opponent	GS	IP	H	R	ER	BB	SO	2B	3B	HR	WP	BK	HBP	IBB	Score	W-L	Sv	ERA	NP
Feb 16	APPALACHIAN STATE	*	5.0	2	0	0	3	5	0	0	0	0	0	2	0	2-0	1-0	0	0.00	72
Feb 23	INDIANA	*	6.0	2	0	0	2	13	0	1	0	3	0	0	0	11-0	2-0	0	0.00	94
Mar 02	vs North Florida	*	7.0	4	2	2	1	8	0	0	1	0	0	2	0	10-2	3-0	0	1.00	98
Mar 09	FRESNO STATE	*	6.0	3	0	0	1	4	1	0	0	1	0	1	0	13-9	4-0	0	0.75	77
Totals		4	24.0	11	2	2	7	30	1	1	1	4	0	5	0	36-11	4-0	0	0.75	-

2019 Tennessee Baseball  
Individual Game-by-Game for Tennessee (as of Mar 14, 2019)

#13 Andre Lipcius - 18 games (All games)

Date	Opponent	Pos	AB	R	H	RBI	2B	3B	HR	BB	SB	CS	HBP	SAC	SF	GDP	K	PO	A	E	Avg
Feb 15	APPALACHIAN STATE	*3b	4	0	0	0	0	0	0	0	0	0	0	0	0	0	0	1	3	1	.000
Feb 16	APPALACHIAN STATE	*3b	2	0	0	0	0	0	0	2	1	0	0	0	0	0	1	0	2	0	.000
Feb 17	APPALACHIAN STATE	*3b	3	0	0	0	0	0	0	0	0	0	1	0	0	0	0	1	4	0	.000
Feb 19	NORTHERN KENTUC	*3b	4	2	0	1	0	0	0	2	0	0	0	0	0	1	0	0	2	0	.000
Feb 22	INDIANA	*3b	4	2	2	0	1	0	0	0	0	0	0	0	0	0	0	0	1	0	.118
Feb 23	INDIANA	*3b	5	0	0	0	0	0	0	1	0	0	0	0	0	0	0	0	0	0	.091
Feb 24	INDIANA	*3b	4	0	1	3	1	0	0	0	0	0	0	0	0	0	0	2	1	0	.115
Feb 26	LIBERTY	*3b	4	1	2	4	0	0	1	0	0	0	0	0	0	0	1	1	1	1	.167
Feb 27	MIDDLE TENNESSEE	*3b	4	0	1	0	0	0	0	0	0	1	0	0	0	0	0	2	1	0	.176
Mar 01	vs Louisiana Monroe	*3b	4	2	2	2	1	0	1	0	0	0	0	0	0	0	1	0	2	0	.211
Mar 02	vs North Florida	*3b	5	0	1	0	0	0	0	0	1	0	1	0	0	0	1	1	2	2	.209
Mar 02	vs Western Kentucky	*3b	3	0	1	0	1	0	0	0	0	0	0	0	0	0	1	0	0	0	.217
Mar 05	vs Troy	*3b	5	0	1	2	0	0	0	0	1	0	0	0	0	0	1	1	0	0	.216
Mar 08	FRESNO STATE	*3b	5	2	2	3	1	0	0	0	0	0	0	0	0	0	1	0	3	1	.232
Mar 09	FRESNO STATE	*3b	2	1	1	4	0	0	1	2	0	0	0	0	0	0	0	1	2	0	.241
Mar 10	FRESNO STATE	*3b	4	1	1	1	0	0	1	1	0	0	0	0	0	0	2	1	1	0	.242
Mar 12	UNC ASHEVILLE	*3b	5	1	2	2	1	0	1	0	0	0	0	0	0	1	0	1	2	0	.254
Mar 13	UNC ASHEVILLE	*3b	2	1	1	0	0	0	0	3	1	0	0	0	0	0	0	1	1	0	.261
Totals		18gs	69	13	18	22	6	0	5	11	4	1	2	0	0	2	9	13	28	5	.261

On base pct. .378 • Slugging pct. .565

#40 Luc Lipcius - 16 games (All games)

Date	Opponent	Pos	AB	R	H	RBI	2B	3B	HR	BB	SB	CS	HBP	SAC	SF	GDP	K	PO	A	E	Avg
Feb 15	APPALACHIAN STATE	*1b	3	1	1	1	1	0	0	0	0	0	0	0	1	0	1	11	1	0	.333
Feb 16	APPALACHIAN STATE	*1b	2	0	1	0	1	0	0	2	0	0	0	0	0	0	0	5	1	0	.400
Feb 17	APPALACHIAN STATE	*1b	3	0	1	0	0	0	0	0	0	0	0	0	0	0	0	11	1	0	.375
Feb 19	NORTHERN KENTUC	*1b	4	2	3	5	0	1	1	1	1	0	0	0	0	0	7	0	0	0	.500
Feb 22	INDIANA	*1b	3	0	0	0	0	0	0	1	0	0	0	0	0	0	1	9	3	0	.400
Feb 23	INDIANA	*1b	3	2	1	0	0	0	0	1	0	0	0	0	0	0	1	1	0	0	.389
Feb 24	INDIANA	*1b	4	0	0	0	0	0	0	0	0	0	0	0	0	0	0	2	2	0	.318
Feb 26	LIBERTY	*1b	2	1	0	0	0	0	0	1	0	0	0	0	0	0	1	7	0	0	.292
Feb 27	MIDDLE TENNESSEE	*1b	4	1	2	0	1	0	0	0	0	0	0	0	0	0	1	8	2	0	.321
Mar 01	vs Louisiana Monroe	*1b	3	0	0	0	0	0	0	0	0	0	0	0	0	0	0	11	2	0	.290
Mar 02	vs North Florida	*1b	3	3	2	1	0	0	1	2	0	0	0	0	0	0	1	8	0	0	.324
Mar 02	vs Western Kentucky	*1b	3	1	1	3	0	0	1	0	0	0	0	0	0	0	0	3	1	0	.324
Mar 05	vs Troy	*1b	3	2	2	3	0	1	0	1	0	0	0	0	0	0	1	10	1	0	.350
Mar 08	FRESNO STATE	*1b	4	0	0	0	0	0	0	0	0	0	0	0	0	0	3	8	0	0	.318
Mar 09	FRESNO STATE	*1b	4	1	2	1	1	0	0	0	0	0	1	0	0	0	0	6	1	1	.333
Mar 10	FRESNO STATE	*1b	1	1	1	0	0	0	0	1	0	0	0	0	0	0	0	6	1	0	.347
Totals		16gs	49	15	17	14	4	2	3	10	1	0	1	0	1	0	10	113	16	1	.347

On base pct. .459 • Slugging pct. .694

#21 Trey Lipscomb - 4 games (All games)

Date	Opponent	Pos	AB	R	H	RBI	2B	3B	HR	BB	SB	CS	HBP	SAC	SF	GDP	K	PO	A	E	Avg
Feb 19	NORTHERN KENTUC	ph/dh	1	0	0	0	0	0	0	0	0	0	0	0	0	0	0	0	0	0	.000
Feb 23	INDIANA	ph/ss	1	0	0	0	0	0	0	0	0	0	0	0	0	0	0	0	0	0	.000
Mar 05	vs Troy	ph/3b	1	0	0	1	0	0	0	0	0	0	0	0	0	0	0	0	2	0	.000
Mar 09	FRESNO STATE	ph/3b	2	0	0	0	0	0	0	0	0	0	0	0	0	0	2	0	0	0	.000
Totals		0gs	5	0	0	1	0	0	0	0	0	0	0	0	0	0	2	0	2	0	.000

On base pct. .000 • Slugging pct. .000



2019 Tennessee Baseball  
Individual Game-by-Game for Tennessee (as of Mar 14, 2019)

#12 Ricky Martinez - 18 games (All games)

Date	Opponent	Pos	AB	R	H	RBI	2B	3B	HR	BB	SB	CS	HBP	SAC	SF	GDP	K	PO	A	E	Avg
Feb 15	APPALACHIAN STATE	*ss	4	1	1	0	0	0	0	0	1	0	0	0	0	0	1	2	5	0	.250
Feb 16	APPALACHIAN STATE	*ss	4	0	0	0	0	0	0	0	0	0	0	0	0	0	2	0	1	0	.125
Feb 17	APPALACHIAN STATE	*ss	2	0	0	0	0	0	0	1	1	0	0	0	0	0	0	3	1	0	.100
Feb 19	NORTHERN KENTUC	ss	2	1	2	4	1	0	0	0	0	0	0	0	0	0	1	0	0	0	.250
Feb 22	INDIANA	*ss	4	0	1	0	0	0	0	0	0	0	0	0	0	1	2	1	4	0	.250
Feb 23	INDIANA	*ss	2	2	2	2	1	0	0	2	0	0	0	0	0	0	0	1	0	0	.333
Feb 24	INDIANA	*ss	4	1	1	0	1	0	0	0	0	0	0	0	0	0	0	0	0	0	.318
Feb 26	LIBERTY	*ss	4	2	3	1	1	0	0	0	1	0	0	0	0	0	0	1	2	0	.385
Feb 27	MIDDLE TENNESSEE	*ss	4	0	1	0	0	0	0	0	0	0	0	0	0	0	0	3	3	1	.367
Mar 01	vs Louisiana Monroe	*ss	3	0	0	0	0	0	0	1	0	0	0	0	0	0	1	0	3	0	.333
Mar 02	vs North Florida	*ss	3	1	1	0	0	0	0	3	0	0	0	0	0	0	1	2	3	0	.333
Mar 02	vs Western Kentucky	*ss	2	1	0	0	0	0	0	0	0	0	1	0	0	0	2	1	1	0	.316
Mar 05	vs Troy	*ss	5	1	4	0	1	0	0	0	0	0	0	0	0	0	1	3	4	0	.372
Mar 08	FRESNO STATE	*ss	3	0	2	2	0	0	0	0	0	0	1	0	0	0	1	3	1	1	.391
Mar 09	FRESNO STATE	*ss	3	2	2	1	2	0	0	1	0	1	0	0	0	1	0	2	2	0	.408
Mar 10	FRESNO STATE	*ss	4	1	0	0	0	0	0	0	0	0	1	0	0	0	1	3	0	0	.377
Mar 12	UNC ASHEVILLE	*ss	3	2	2	0	0	0	0	1	0	0	0	0	0	0	0	2	2	0	.393
Mar 13	UNC ASHEVILLE	*ss	4	1	2	1	0	0	0	0	0	0	0	0	0	0	0	2	2	0	.400
Totals		17gs	60	16	24	11	7	0	0	9	3	1	3	0	0	2	12	25	39	3	.400

On base pct. .500 • Slugging pct. .517

#35 Nico Mascia - 8 games (All games)

Date	Opponent	Pos	AB	R	H	RBI	2B	3B	HR	BB	SB	CS	HBP	SAC	SF	GDP	K	PO	A	E	Avg
Feb 17	APPALACHIAN STATE	ph	1	0	0	0	0	0	0	0	0	0	0	0	0	0	1	0	0	0	.000
Feb 19	NORTHERN KENTUC	pr/of	0	2	0	1	0	0	0	0	0	0	1	0	0	0	0	0	0	0	.000
Feb 22	INDIANA	ph	1	0	0	0	0	0	0	0	0	0	0	0	0	0	0	0	0	0	.000
Feb 23	INDIANA	ph	0	1	0	0	0	0	0	1	0	0	0	0	0	0	0	0	0	0	.000
Feb 24	INDIANA	ph	1	0	0	0	0	0	0	0	0	0	0	0	0	0	1	0	0	0	.000
Mar 09	FRESNO STATE	ph/dh	1	0	1	0	1	0	0	1	0	0	0	0	0	0	0	0	0	0	.250
Mar 10	FRESNO STATE	ph	1	0	0	0	0	0	0	0	0	0	0	0	0	0	1	0	0	0	.200
Mar 12	UNC ASHEVILLE	ph	1	0	0	0	0	0	0	0	0	0	0	0	0	0	1	0	0	0	.167
Totals		0gs	6	3	1	1	1	0	0	2	0	0	1	0	0	0	4	0	0	0	.167

On base pct. .444 • Slugging pct. .333

#15 Will Neely - 4 games (All games)

Date	Opponent	Pos	AB	R	H	RBI	2B	3B	HR	BB	SB	CS	HBP	SAC	SF	GDP	K	PO	A	E	Avg
Feb 17	APPALACHIAN STATE	*p	0	0	0	0	0	0	0	0	0	0	0	0	0	0	0	1	1	0	.000
Feb 24	INDIANA	*p	0	0	0	0	0	0	0	0	0	0	0	0	0	0	0	1	0	2	.000
Mar 02	vs Western Kentucky	*p	0	0	0	0	0	0	0	0	0	0	0	0	0	0	0	1	1	0	.000
Mar 10	FRESNO STATE	*p	0	0	0	0	0	0	0	0	0	0	0	0	0	0	0	0	1	0	.000
Totals		4gs	0	0	0	0	0	0	0	0	0	0	0	0	0	0	0	3	3	2	.000

On base pct. .000 • Slugging pct. .000

#15 Will Neely - 4 appearances (All games)

Date	Opponent	GS	IP	H	R	ER	BB	SO	2B	3B	HR	WP	BK	HBP	IBB	Score	W-L	Sv	ERA	NP
Feb 17	APPALACHIAN STATE	*	7.0	6	0	0	0	4	2	0	0	0	0	0	0	3-0	1-0	0	0.00	77
Feb 24	INDIANA	*	2.2	3	2	2	1	3	0	0	2	0	0	1	0	5-3	1-0	0	1.86	48
Mar 02	vs Western Kentucky	*	6.0	5	3	3	1	6	0	0	2	0	0	0	0	6-3	2-0	0	2.87	81
Mar 10	FRESNO STATE	*	3.1	9	8	8	1	3	2	0	1	0	0	0	0	7-10	2-1	0	6.16	59
Totals		4	19.0	23	13	13	3	16	4	0	5	0	0	1	0	21-16	2-1	0	6.16	-

2019 Tennessee Baseball  
Individual Game-by-Game for Tennessee (as of Mar 14, 2019)

#17 Connor Pavolony - 10 games (All games)

Date	Opponent	Pos	AB	R	H	RBI	2B	3B	HR	BB	SB	CS	HBP	SAC	SF	GDP	K	PO	A	E	Avg
Feb 16	APPALACHIAN STATE	*c	3	0	0	0	0	0	0	0	0	0	1	0	0	0	0	16	0	0	.000
Feb 19	NORTHERN KENTUC	*c	2	2	0	0	0	0	0	3	0	0	0	0	0	0	0	11	0	0	.000
Feb 23	INDIANA	*c	3	3	1	0	0	0	0	1	0	0	1	0	0	0	1	17	3	0	.125
Feb 26	LIBERTY	*c	3	0	0	0	0	0	0	1	0	0	0	0	0	0	0	5	0	0	.091
Mar 02	vs North Florida	*c	3	0	1	1	0	0	0	2	0	0	0	0	1	0	0	9	1	0	.143
Mar 05	vs Troy	*c	3	3	2	1	1	0	0	2	0	0	0	0	0	0	0	5	2	0	.235
Mar 09	FRESNO STATE	*c	4	1	1	0	0	1	0	0	0	0	1	0	0	0	2	11	1	0	.238
Mar 10	FRESNO STATE	ph/c	1	0	0	0	0	0	0	0	0	0	0	0	0	0	0	0	0	0	.227
Mar 12	UNC ASHEVILLE	*c	2	1	0	0	0	0	0	1	0	0	0	0	0	0	1	7	2	0	.208
Mar 13	UNC ASHEVILLE	*c	3	1	2	1	2	0	0	1	0	0	0	0	0	0	1	13	0	0	.259
Totals		9gs	27	11	7	3	3	1	0	11	0	0	3	0	1	0	5	94	9	0	.259

On base pct. .500 • Slugging pct. .444

#28 Elijah Pleasants - 4 appearances (All games)

Date	Opponent	GS	IP	H	R	ER	BB	SO	2B	3B	HR	WP	BK	HBP	IBB	Score	W-L	Sv	ERA	NP
Mar 02	vs North Florida		1.0	0	0	0	0	1	0	0	0	0	0	0	0	10-2	0-0	0	0.00	8
Mar 05	vs Troy		1.0	0	0	0	0	0	0	0	0	0	0	0	0	11-2	0-0	0	0.00	10
Mar 09	FRESNO STATE		0.0	1	1	0	1	0	0	0	0	1	0	0	0	13-9	0-0	0	0.00	7
Mar 13	UNC ASHEVILLE		0.1	0	0	0	0	1	0	0	0	0	0	0	0	7-2	0-0	0	0.00	6
Totals		0	2.1	1	1	0	1	2	0	0	0	1	0	0	0	41-15	0-0	0	0.00	-

#7 Jake Rucker - 18 games (All games)

Date	Opponent	Pos	AB	R	H	RBI	2B	3B	HR	BB	SB	CS	HBP	SAC	SF	GDP	K	PO	A	E	Avg
Feb 15	APPALACHIAN STATE	*2b	2	0	1	1	0	0	0	0	0	0	0	0	1	0	0	2	0	0	.500
Feb 16	APPALACHIAN STATE	*2b	3	0	1	0	0	0	0	0	0	0	0	0	0	0	1	1	1	0	.400
Feb 17	APPALACHIAN STATE	*2b	3	0	0	0	0	0	0	0	0	0	0	0	0	0	2	1	3	0	.250
Feb 19	NORTHERN KENTUC	*2b	3	2	0	1	0	0	0	2	0	0	0	0	0	0	0	1	0	0	.182
Feb 22	INDIANA	*2b	4	0	1	0	0	0	0	0	0	0	0	0	0	0	1	0	2	0	.200
Feb 23	INDIANA	*2b	3	0	2	2	1	0	0	0	0	0	1	0	0	0	0	0	0	0	.278
Feb 24	INDIANA	*2b	2	1	1	0	0	0	0	1	0	1	0	0	0	0	0	2	0	0	.300
Feb 26	LIBERTY	*2b	3	0	0	0	0	0	0	0	0	0	0	0	0	0	0	1	1	0	.261
Feb 27	MIDDLE TENNESSEE	*2b	3	0	1	0	0	0	0	0	0	0	0	0	1	1	1	2	0	0	.269
Mar 01	vs Louisiana Monroe	*2b	3	0	0	0	0	0	0	0	0	0	0	0	0	0	0	2	2	0	.241
Mar 02	vs North Florida	*2b	3	2	0	0	0	0	0	1	0	0	0	1	0	0	1	3	2	0	.219
Mar 02	vs Western Kentucky	*2b	2	1	1	0	0	0	0	1	0	0	0	0	0	0	0	1	2	0	.235
Mar 05	vs Troy	*2b	3	0	0	1	0	0	0	1	0	0	0	0	0	0	0	0	3	0	.216
Mar 08	FRESNO STATE	*2b	4	0	0	0	0	0	0	0	0	0	0	0	0	0	1	3	2	0	.195
Mar 09	FRESNO STATE	*2b	3	1	3	1	0	0	0	0	0	0	0	0	0	0	0	0	0	0	.250
Mar 10	FRESNO STATE	*2b	2	1	1	0	0	0	0	0	0	0	0	0	0	0	0	1	3	0	.261
Mar 12	UNC ASHEVILLE	2b	0	0	0	0	0	0	0	0	0	0	1	0	0	0	0	0	0	0	.261
Mar 13	UNC ASHEVILLE	2b	2	0	1	1	1	0	0	0	0	0	0	0	0	0	0	0	0	0	.271
Totals		16gs	48	8	13	7	2	0	0	6	0	1	0	3	1	1	7	19	23	0	.271

On base pct. .345 • Slugging pct. .312

2019 Tennessee Baseball  
Individual Game-by-Game for Tennessee (as of Mar 14, 2019)

#6 Evan Russell - 18 games (All games)

Date	Opponent	Pos	AB	R	H	RBI	2B	3B	HR	BB	SB	CS	HBP	SAC	SF	GDP	K	PO	A	E	Avg
Feb 15	APPALACHIAN STATE	*of	4	2	2	1	1	0	1	0	0	0	0	0	0	0	0	0	0	0	.500
Feb 16	APPALACHIAN STATE	*of	3	0	1	2	1	0	0	0	0	0	0	0	1	0	1	1	0	0	.429
Feb 17	APPALACHIAN STATE	*of	3	1	1	1	0	0	1	1	0	0	0	0	0	0	1	1	0	0	.400
Feb 19	NORTHERN KENTUC	*of	0	2	0	0	0	0	0	4	1	0	0	0	0	0	0	2	0	0	.400
Feb 22	INDIANA	*of	4	2	3	2	2	0	0	0	0	0	0	0	0	0	1	1	0	0	.500
Feb 23	INDIANA	*of	4	1	2	0	2	0	0	0	0	0	0	0	0	0	1	2	0	0	.500
Feb 24	INDIANA	*of	4	1	1	0	0	0	0	0	0	0	0	0	0	0	1	2	0	0	.455
Feb 26	LIBERTY	*of	4	0	0	0	0	0	0	0	0	0	0	0	0	0	0	1	0	0	.385
Feb 27	MIDDLE TENNESSEE	*of	3	0	0	1	0	0	0	1	0	0	0	0	0	0	1	1	0	0	.345
Mar 01	vs Louisiana Monroe	*of	2	1	0	1	0	0	0	1	0	0	0	0	1	0	0	2	0	2	.323
Mar 02	vs North Florida	*dh	1	1	0	1	0	0	0	4	0	0	0	0	0	0	0	0	0	0	.312
Mar 02	vs Western Kentucky	*dh	3	0	2	0	1	0	0	0	0	0	0	0	0	0	0	0	0	0	.343
Mar 05	vs Troy	*dh	4	0	0	1	0	0	0	0	0	0	0	0	0	0	1	0	0	0	.308
Mar 08	FRESNO STATE	*dh	4	1	1	0	0	0	0	0	0	0	0	0	0	0	2	0	0	0	.302
Mar 09	FRESNO STATE	*dh	2	1	0	0	0	0	0	2	0	0	0	0	0	0	0	0	0	0	.289
Mar 10	FRESNO STATE	*dh	4	0	1	1	0	0	0	1	0	0	0	0	0	0	0	0	0	0	.286
Mar 12	UNC ASHEVILLE	*dh	2	0	1	1	1	0	0	1	0	0	1	0	0	0	0	0	0	0	.294
Mar 13	UNC ASHEVILLE	*of	4	0	0	0	0	0	0	1	0	0	0	0	0	0	2	3	0	0	.273
Totals		18gs	55	13	15	12	8	0	2	16	1	0	1	0	2	0	11	16	0	2	.273

On base pct. .432 • Slugging pct. .527

#30 Andrew Schultz - 6 appearances (All games)

Date	Opponent	GS	IP	H	R	ER	BB	SO	2B	3B	HR	WP	BK	HBP	IBB	Score	W-L	Sv	ERA	NP
Feb 17	APPALACHIAN STATE		1.0	0	0	0	1	3	0	0	0	0	0	0	0	3-0	0-0	1	0.00	23
Feb 24	INDIANA		1.0	0	0	0	0	3	0	0	0	0	0	0	0	5-3	0-0	2	0.00	15
Feb 26	LIBERTY		0.2	0	0	0	1	2	0	0	0	0	0	0	0	7-1	0-0	2	0.00	15
Mar 02	vs North Florida		0.2	0	0	0	0	1	0	0	0	0	0	0	0	10-2	0-0	2	0.00	6
Mar 08	FRESNO STATE		1.0	0	0	0	0	1	0	0	0	0	0	0	0	8-3	0-0	2	0.00	13
Mar 10	FRESNO STATE		1.0	1	0	0	2	2	0	0	0	0	0	0	0	7-10	0-0	2	0.00	26
Totals		0	5.1	1	0	0	4	12	0	0	0	0	0	0	0	40-19	0-0	2	0.00	-

#8 Christian Scott - 2 games (All games)

Date	Opponent	Pos	AB	R	H	RBI	2B	3B	HR	BB	SB	CS	HBP	SAC	SF	GDP	K	PO	A	E	Avg
Feb 19	NORTHERN KENTUC	*of/of	4	0	3	1	1	0	0	1	1	0	0	0	0	0	1	3	0	0	.750
Mar 13	UNC ASHEVILLE	*of	2	0	0	0	0	0	0	0	0	0	0	0	0	0	0	1	0	0	.500
Totals		2gs	6	0	3	1	1	0	0	1	1	0	0	0	0	0	1	4	0	0	.500

On base pct. .571 • Slugging pct. .667

#16 Camden Sewell - 2 games (All games)

Date	Opponent	Pos	AB	R	H	RBI	2B	3B	HR	BB	SB	CS	HBP	SAC	SF	GDP	K	PO	A	E	Avg
Feb 27	MIDDLE TENNESSEE	*p	0	0	0	0	0	0	0	0	0	0	0	0	0	0	0	2	0	0	.000
Mar 12	UNC ASHEVILLE	p	0	0	0	0	0	0	0	0	0	0	0	0	0	0	0	0	1	0	.000
Totals		1gs	0	0	0	0	0	0	0	0	0	0	0	0	0	0	0	2	1	0	.000

On base pct. .000 • Slugging pct. .000

#16 Camden Sewell - 6 appearances (All games)

Date	Opponent	GS	IP	H	R	ER	BB	SO	2B	3B	HR	WP	BK	HBP	IBB	Score	W-L	Sv	ERA	NP
Feb 19	NORTHERN KENTUC		1.0	0	0	0	1	1	0	0	0	0	0	0	0	18-0	0-0	0	0.00	14
Feb 23	INDIANA		1.0	0	0	0	0	3	0	0	0	0	0	0	0	11-0	0-0	0	0.00	17
Feb 27	MIDDLE TENNESSEE	*	6.0	1	0	0	2	5	0	0	0	0	0	0	0	2-0	1-0	0	0.00	79
Mar 05	vs Troy		1.0	1	0	0	2	1	0	0	0	1	0	0	0	11-2	1-0	0	0.00	30
Mar 09	FRESNO STATE		1.0	0	0	0	0	2	0	0	0	0	0	0	0	13-9	1-0	0	0.00	10
Mar 12	UNC ASHEVILLE		3.0	2	1	1	2	4	0	0	0	0	0	0	0	8-4	2-0	0	0.69	54
Totals		1	13.0	4	1	1	7	16	0	0	0	1	0	0	0	63-15	2-0	0	0.69	-

2019 Tennessee Baseball  
Individual Game-by-Game for Tennessee (as of Mar 14, 2019)

#45 Chase Silseth - 2 games (All games)

Date	Opponent	Pos	AB	R	H	RBI	2B	3B	HR	BB	SB	CS	HBP	SAC	SF	GDP	K	PO	A	E	Avg
Feb 15	APPALACHIAN STATE	p	0	0	0	0	0	0	0	0	0	0	0	0	0	0	0	0	2	0	.000
Mar 10	FRESNO STATE	p	0	0	0	0	0	0	0	0	0	0	0	0	0	0	0	0	1	0	.000
Totals		ogs	0	0	0	0	0	0	0	0	0	0	0	0	0	0	0	0	3	0	.000

On base pct. .000 • Slugging pct. .000

#45 Chase Silseth - 8 appearances (All games)

Date	Opponent	GS	IP	H	R	ER	BB	SO	2B	3B	HR	WP	BK	HBP	IBB	Score	W-L	Sv	ERA	NP
Feb 15	APPALACHIAN STATE		1.0	0	0	0	0	0	0	0	0	0	0	0	0	6-0	0-0	0	0.00	11
Feb 23	INDIANA		1.0	1	0	0	0	2	0	0	0	0	0	1	0	11-0	0-0	0	0.00	25
Feb 26	LIBERTY		0.1	0	0	0	0	0	0	0	0	0	0	0	0	7-1	0-0	0	0.00	1
Feb 27	MIDDLE TENNESSEE		1.0	0	0	0	0	2	0	0	0	0	0	0	0	2-0	0-0	0	0.00	8
Mar 05	vs Troy		1.0	0	0	0	0	0	0	0	0	0	0	0	0	11-2	0-0	0	0.00	9
Mar 08	FRESNO STATE		1.0	0	0	0	0	3	0	0	0	2	0	0	0	8-3	0-0	0	0.00	21
Mar 10	FRESNO STATE		1.2	3	2	2	0	2	0	0	1	0	0	1	0	7-10	0-0	0	2.57	29
Mar 13	UNC ASHEVILLE	*	3.0	2	1	1	1	4	1	0	1	0	0	0	0	7-2	0-0	0	2.70	43
Totals		1	10.0	6	3	3	1	13	1	0	2	2	0	2	0	59-18	0-0	0	2.70	-

#1 Alerick Soularie - 17 games (All games)

Date	Opponent	Pos	AB	R	H	RBI	2B	3B	HR	BB	SB	CS	HBP	SAC	SF	GDP	K	PO	A	E	Avg
Feb 15	APPALACHIAN STATE	pr/dh	1	1	1	1	0	0	0	0	0	0	0	0	0	0	0	0	0	0	1.000
Feb 16	APPALACHIAN STATE	pr	0	0	0	0	0	0	0	0	0	0	0	0	0	0	0	0	0	0	1.000
Feb 17	APPALACHIAN STATE	*dh	2	0	0	1	0	0	0	1	0	0	0	0	0	0	0	0	0	0	.333
Feb 19	NORTHERN KENTUC	ph/of	1	1	0	0	0	0	0	1	0	0	0	0	0	0	0	0	0	0	.250
Feb 22	INDIANA	pr	0	0	0	0	0	0	0	0	0	0	0	0	0	0	0	0	0	0	.250
Feb 23	INDIANA	ph/of	1	0	0	0	0	0	0	0	0	0	0	0	0	0	1	0	0	0	.200
Feb 26	LIBERTY	pr/dh	1	1	0	0	0	0	0	0	0	0	0	0	0	0	0	0	0	0	.167
Feb 27	MIDDLE TENNESSEE	*dh	4	0	3	0	0	0	0	0	0	0	0	0	0	0	0	0	0	0	.400
Mar 01	vs Louisiana Monroe	*dh	3	1	1	3	0	0	1	1	0	1	0	0	0	1	0	0	0	0	.385
Mar 02	vs North Florida	*of	5	0	1	2	1	0	0	0	0	0	0	0	0	0	2	1	0	0	.333
Mar 02	vs Western Kentucky	*of	3	1	1	0	0	0	0	0	0	0	0	0	0	0	0	3	0	0	.333
Mar 05	vs Troy	*of	3	1	0	0	0	0	0	1	0	0	0	0	0	0	1	1	0	0	.292
Mar 08	FRESNO STATE	*of	2	2	2	3	0	0	1	2	0	0	0	0	0	0	0	0	0	0	.346
Mar 09	FRESNO STATE	*of/of	5	3	3	3	0	0	2	1	0	0	0	0	0	0	0	4	0	0	.387
Mar 10	FRESNO STATE	*of	3	0	1	0	0	0	0	2	0	0	0	0	0	0	2	2	0	0	.382
Mar 12	UNC ASHEVILLE	*of	4	1	2	1	0	0	1	0	0	0	0	0	0	0	0	4	0	0	.395
Mar 13	UNC ASHEVILLE	*2b/of	3	2	1	2	0	0	1	1	1	0	0	0	0	0	0	0	1	0	.390
Totals		11gs	41	14	16	16	1	0	6	10	1	1	0	0	0	1	6	15	1	0	.390

On base pct. .510 • Slugging pct. .854

#27 Garrett Stallings - 3 games (All games)

Date	Opponent	Pos	AB	R	H	RBI	2B	3B	HR	BB	SB	CS	HBP	SAC	SF	GDP	K	PO	A	E	Avg
Feb 15	APPALACHIAN STATE	*p	0	0	0	0	0	0	0	0	0	0	0	0	0	0	0	1	0	0	.000
Feb 22	INDIANA	*p	0	0	0	0	0	0	0	0	0	0	0	0	0	0	0	2	0	0	.000
Mar 01	vs Louisiana Monroe	*p	0	0	0	0	0	0	0	0	0	0	0	0	0	0	0	2	2	0	.000
Totals		3gs	0	0	0	0	0	0	0	0	0	0	0	0	0	0	0	5	2	0	.000

On base pct. .000 • Slugging pct. .000

#27 Garrett Stallings - 4 appearances (All games)

Date	Opponent	GS	IP	H	R	ER	BB	SO	2B	3B	HR	WP	BK	HBP	IBB	Score	W-L	Sv	ERA	NP
Feb 15	APPALACHIAN STATE	*	7.0	1	0	0	0	8	0	0	0	1	0	0	0	6-0	1-0	0	0.00	88
Feb 22	INDIANA	*	7.0	5	1	1	0	9	0	1	1	0	0	1	0	5-1	2-0	0	0.64	98
Mar 01	vs Louisiana Monroe	*	7.2	8	2	1	1	10	0	1	0	0	0	0	0	7-2	3-0	0	0.83	101
Mar 08	FRESNO STATE	*	6.0	11	3	3	1	8	0	0	0	1	0	0	0	8-3	4-0	0	1.63	97
Totals		4	27.2	25	6	5	2	35	0	2	1	2	0	1	0	26-6	4-0	0	1.63	-

2019 Tennessee Baseball  
Individual Game-by-Game for Tennessee (as of Mar 14, 2019)

#29 Daniel Vasquez - 1 game (All games)

Date	Opponent	Pos	AB	R	H	RBI	2B	3B	HR	BB	SB	CS	HBP	SAC	SF	GDP	K	PO	A	E	Avg
Mar 13	UNC ASHEVILLE	p	0	0	0	0	0	0	0	0	0	0	0	0	0	0	0	0	1	0	.000
Totals		0gs	0	0	0	0	0	0	0	0	0	0	0	0	0	0	0	0	1	0	.000

On base pct. .000 • Slugging pct. .000

#29 Daniel Vasquez - 1 appearance (All games)

Date	Opponent	GS	IP	H	R	ER	BB	SO	2B	3B	HR	WP	BK	HBP	IBB	Score	W-L	Sv	ERA	NP
Mar 13	UNC ASHEVILLE		0.2	0	0	0	0	0	0	0	0	0	0	0	0	7-2	0-0	0	0.00	8
Totals		0	0.2	0	0	0	0	0	0	0	0	0	0	0	0	7-2	0-0	0	0.00	-

#18 Chase Wallace - 2 games (All games)

Date	Opponent	Pos	AB	R	H	RBI	2B	3B	HR	BB	SB	CS	HBP	SAC	SF	GDP	K	PO	A	E	Avg
Feb 17	APPALACHIAN STATE	p	0	0	0	0	0	0	0	0	0	0	0	0	0	0	0	0	1	0	.000
Feb 23	INDIANA	p	0	0	0	0	0	0	0	0	0	0	0	0	0	0	0	1	0	0	.000
Totals		0gs	0	0	0	0	0	0	0	0	0	0	0	0	0	0	0	1	1	0	.000

On base pct. .000 • Slugging pct. .000

#18 Chase Wallace - 5 appearances (All games)

Date	Opponent	GS	IP	H	R	ER	BB	SO	2B	3B	HR	WP	BK	HBP	IBB	Score	W-L	Sv	ERA	NP
Feb 17	APPALACHIAN STATE		1.0	0	0	0	0	2	0	0	0	0	0	0	0	3-0	0-0	0	0.00	16
Feb 23	INDIANA		1.0	0	0	0	0	3	0	0	0	1	0	2	0	11-0	0-0	0	0.00	26
Feb 27	MIDDLE TENNESSEE		0.2	0	0	0	0	0	0	0	0	0	0	1	0	2-0	0-0	0	0.00	8
Mar 10	FRESNO STATE		0.2	0	0	0	1	0	0	0	0	0	0	0	0	7-10	0-0	0	0.00	8
Mar 13	UNC ASHEVILLE		0.2	2	1	1	1	0	1	0	0	0	0	0	0	7-2	0-0	0	2.25	20
Totals		0	4.0	2	1	1	2	5	1	0	0	1	0	3	0	30-12	0-0	0	2.25	-

#46 Redmond Walsh - 2 games (All games)

Date	Opponent	Pos	AB	R	H	RBI	2B	3B	HR	BB	SB	CS	HBP	SAC	SF	GDP	K	PO	A	E	Avg
Feb 22	INDIANA	p	0	0	0	0	0	0	0	0	0	0	0	0	0	0	0	1	0	0	.000
Mar 10	FRESNO STATE	p	0	0	0	0	0	0	0	0	0	0	0	0	0	0	0	1	0	0	.000
Totals		0gs	0	0	0	0	0	0	0	0	0	0	0	0	0	0	0	2	0	0	.000

On base pct. .000 • Slugging pct. .000

#46 Redmond Walsh - 7 appearances (All games)

Date	Opponent	GS	IP	H	R	ER	BB	SO	2B	3B	HR	WP	BK	HBP	IBB	Score	W-L	Sv	ERA	NP
Feb 15	APPALACHIAN STATE		1.0	0	0	0	1	1	0	0	0	0	0	0	0	6-0	0-0	0	0.00	17
Feb 22	INDIANA		2.0	0	0	0	0	1	0	0	0	0	0	0	0	5-1	0-0	1	0.00	21
Feb 27	MIDDLE TENNESSEE		1.0	0	0	0	0	1	0	0	0	0	0	0	0	2-0	0-0	2	0.00	13
Mar 02	vs Western Kentucky		1.0	1	0	0	0	1	0	0	0	0	0	0	0	6-3	0-0	3	0.00	11
Mar 08	FRESNO STATE		1.0	1	0	0	1	0	0	0	0	0	0	0	0	8-3	0-0	3	0.00	18
Mar 09	FRESNO STATE		0.0	0	0	0	0	0	0	0	0	0	0	0	0	13-9	0-0	3	0.00	-
Mar 10	FRESNO STATE		2.1	3	0	0	0	2	0	0	0	0	0	0	0	7-10	0-0	3	0.00	21
Totals		0	8.1	5	0	0	2	6	0	0	0	0	0	0	0	47-26	0-0	3	0.00	-





# Individual Career History



## Justin Ammons

Year	avg	gp-gs	ab	r	h	2b	3b	hr	rbi	bb	so	sb-att
2017	.250	48-47	184	26	46	11	1	2	15	28	35	5-10
2018	.274	55-55	212	34	58	8	3	3	22	25	36	6-6
2019	.370	18-16	54	20	20	3	0	2	9	19	5	5-9
TOTAL	.276	121-118	450	80	124	22	4	7	46	72	76	16-25

### SINGLE-GAME HIGHS [all-time ranking]:

Hits: 4 [t-5th], Florida, Apr 08, 2018; vs UC Irvine, Feb 25, 2017

Doubles: 3 [t-2nd], vs UC Irvine, Feb 25, 2017

Triples: 1 [t-1st], 4 times

Home runs: 1 [t-10th], 7 times

Total bases: 9 [t-3rd], vs UC Irvine, Feb 25, 2017

RBI: 2, 10 times

Runs scored: 3 [t-10th], 4 times

Walks: 4 [t-2nd], Indiana, Feb 23, 2019

Hit by pitch: 2 [t-1st], Middle Tennessee, Mar 04, 2018

Struck out: 4 [t-1st], at Florida, Apr 07, 2017

Sac flies: 1 [t-4th], vs North Florida, Mar 02, 2019

Sac bunts: 2 [t-1st], at Texas A&M, Apr 23, 2017

At bats: 6 [t-8th], at Florida, Apr 07, 2017; Florida, Apr 08, 2018

Stolen bases: 2 [t-8th], Maryland, Feb 18, 2018

Caught stealing: 2 [t-1st], ETSU, May 02, 2017

Field chances: 5, Texas A&M, Apr 21, 2018; at Georgia Bulldogs, Apr 28, 2018

Putouts: 5, Texas A&M, Apr 21, 2018; at Georgia Bulldogs, Apr 28, 2018

Assists: 1, 7 times

## Jay Charleston

Year	avg	gp-gs	ab	r	h	2b	3b	hr	rbi	bb	so	sb-att
2017	.250	25-12	48	9	12	0	0	0	3	5	14	5-6
2018	.285	56-55	228	42	65	6	0	4	26	21	52	21-26
2019	.250	18-18	68	14	17	5	0	0	11	14	9	14-15
TOTAL	.273	99-85	344	65	94	11	0	4	40	40	75	40-47

### SINGLE-GAME HIGHS [all-time ranking]:

Hits: 4 [t-5th], at Georgia Bulldogs, Apr 29, 2018; ETSU, Mar 20, 2018

Doubles: 2 [t-6th], Belmont, Apr 03, 2018

Home runs: 1 [t-10th], at Georgia Bulldogs, Apr 27, 2018; Maryland, Feb 18, 2018; at Western Carolina, Mar 27, 2018

Total bases: 6, at Western Carolina, Mar 27, 2018

RBI: 3, Middle Tennessee, Feb 27, 2018; vs North Florida, Mar 02, 2019

Runs scored: 3 [t-10th], Maryland, Feb 18, 2018; at Western Carolina, Mar 27, 2018

Walks: 2, 5 times

Hit by pitch: 1, 7 times

Struck out: 3, 6 times

Sac flies: 1 [t-4th], Appalachian State, Feb 15, 2019; Cincinnati, Mar 11, 2017; at Mizzou, May 19, 2018

Sac bunts: 2 [t-1st], Alabama, Mar 25, 2018

At bats: 6 [t-8th], 5 times

Stolen bases: 3 [t-1st], at Georgia Bulldogs, Apr 29, 2018; Appalachian State, Feb 16, 2019

Caught stealing: 1 [t-5th], 7 times

Field chances: 10, at LSU, Apr 14, 2018; at Cincinnati, Mar 11, 2018

Putouts: 8, Liberty, Feb 26, 2019

Assists: 6, at LSU, Apr 14, 2018



# Individual Career History



## Garrett Crochet

Year	era	w-l	app	gs	cg	sho	sv	ip	h	r	er	bb	so
2018	5.51	5-6	17	6	0	0/0	1	63.2	68	49	39	26	62
2019	0.68	1-0	5	0	0	0/1	3	13.1	5	1	1	1	25
TOTAL	4.68	6-6	22	6	0	0/1	4	77.0	73	50	40	27	87

### SINGLE-GAME HIGHS [all-time ranking]:

Innings pitched: 8.0, at Cincinnati, Mar 09, 2018  
 Walks allowed: 4, at South Carolina, Mar 29, 2018; at Mizzou, May 17, 2018  
 Strikeouts: 9 [t-9th], Appalachian State, Feb 16, 2019; Indiana, Feb 24, 2019  
 Batters faced: 31, at Cincinnati, Mar 09, 2018  
 Field chances: 4, at Cincinnati, Mar 09, 2018  
 Putouts: 1, Appalachian State, Feb 16, 2019; Indiana, Feb 24, 2019; at Mizzou, May 17, 2018  
 Assists: 4, at Cincinnati, Mar 09, 2018  
 Runners CS: 1, at Cincinnati, Mar 09, 2018

## Zach Daniels

Year	avg	gp-gs	ab	r	h	2b	3b	hr	rbi	bb	so	sb-att
2018	.161	35-28	93	18	15	2	0	5	16	24	40	2-2
2019	.222	8-3	18	2	4	0	0	0	3	2	8	0-0
TOTAL	.171	43-31	111	20	19	2	0	5	19	26	48	2-2

### SINGLE-GAME HIGHS [all-time ranking]:

Hits: 2, UNCG, Feb 24, 2018; UNCG, Feb 25, 2018; UNC Asheville, Mar 12, 2019  
 Doubles: 1, Memphis, Mar 03, 2018; at Cincinnati, Mar 11, 2018  
 Home runs: 1 [t-10th], 5 times  
 Total bases: 5, UNCG, Feb 24, 2018; UNCG, Feb 25, 2018  
 RBI: 4, Lipscomb, Feb 20, 2018  
 Runs scored: 2, Tennessee Tech, Apr 25, 2018; UNCG, Feb 24, 2018; UNCG, Feb 25, 2018  
 Walks: 4 [t-2nd], ETSU, Mar 02, 2018  
 Hit by pitch: 1, Western Carolina, Mar 14, 2018  
 Struck out: 3, Maryland, Feb 18, 2018; Northern Kentucky, Feb 19, 2019  
 Sac bunts: 1, Memphis, Mar 03, 2018  
 At bats: 6 [t-8th], at Western Carolina, Mar 27, 2018  
 Stolen bases: 1, James Madison, Mar 06, 2018; ETSU, Mar 20, 2018  
 Field chances: 5, UNCG, Feb 24, 2018; UNCG, Feb 25, 2018; Middle Tennessee, Mar 04, 2018  
 Putouts: 4, 5 times  
 Assists: 1, Maryland, Feb 18, 2018



# Individual Career History



## Pete Derkay

Year	avg	gp-gs	ab	r	h	2b	3b	hr	rbi	bb	so	sb-att
2017	.288	51-50	160	22	46	6	1	1	18	37	21	3-4
2018	.254	56-55	189	21	48	15	1	0	32	41	34	2-2
2019	.190	12-6	21	1	4	1	0	0	0	2	6	1-1
TOTAL	.265	119-111	370	44	98	22	2	1	50	80	61	6-7

### SINGLE-GAME HIGHS [all-time ranking]:

Hits: 4 [t-5th], vs UC Irvine, Feb 25, 2017

Doubles: 1, 22 times

Triples: 1 [t-1st], vs Seton Hall, Feb 24, 2017; UNCG, Feb 24, 2018

Home runs: 1 [t-10th], Austin Peay, Mar 15, 2017

Total bases: 5, vs Seton Hall, Feb 24, 2017

RBI: 4, at Western Carolina, Mar 27, 2018

Runs scored: 3 [t-10th], Austin Peay, Mar 15, 2017

Walks: 3 [t-7th], Middle Tennessee, Apr 04, 2017; UNCG, Feb 25, 2018; at Cincinnati, Mar 10, 2018

Hit by pitch: 2 [t-1st], Austin Peay, Mar 15, 2017; at Kentucky, May 14, 2017

Struck out: 3, at Mizzou, May 18, 2018

Sac flies: 1 [t-4th], 6 times

Sac bunts: 1, UNC Asheville, Mar 12, 2019; Vanderbilt, May 13, 2018

At bats: 6 [t-8th], at Texas A&M, Apr 23, 2017; at Western Carolina, Mar 27, 2018; at Mizzou, May 17, 2018

Stolen bases: 1, 6 times

Caught stealing: 1 [t-5th], at LMU, Feb 22, 2017

Field chances: 15, at Texas A&M, Apr 23, 2017; Kentucky, May 05, 2018

Putouts: 14, at Texas A&M, Apr 23, 2017; Kentucky, May 05, 2018

Assists: 4, UNCG, Feb 24, 2018

Runners CS: 1, 5 times

## Matthew Ellis

### SINGLE-GAME HIGHS [all-time ranking]:



# Individual Career History



## Max Ferguson

Year	avg	gp-gs	ab	r	h	2b	3b	hr	rbi	bb	so	sb-att
2019	.154	10-2	13	2	2	0	0	0	1	2	2	0-0
TOTAL	.154	10-2	13	2	2	0	0	0	1	2	2	0-0

### SINGLE-GAME HIGHS [all-time ranking]:

Hits: 1, Indiana, Feb 23, 2019; UNC Asheville, Mar 12, 2019

Total bases: 1, Indiana, Feb 23, 2019; UNC Asheville, Mar 12, 2019

RBI: 1, Indiana, Feb 24, 2019

Runs scored: 1, UNC Asheville, Mar 12, 2019; UNC Asheville, Mar 13, 2019

Walks: 1, Fresno State, Mar 09, 2019; UNC Asheville, Mar 13, 2019

Struck out: 1, Liberty, Feb 26, 2019; UNC Asheville, Mar 13, 2019

Sac bunts: 1, Fresno State, Mar 09, 2019

At bats: 4, UNC Asheville, Mar 13, 2019

Field chances: 4, UNC Asheville, Mar 13, 2019

Putouts: 4, UNC Asheville, Mar 13, 2019

## Landon Gray

Year	avg	gp-gs	ab	r	h	2b	3b	hr	rbi	bb	so	sb-att
2019	.233	11-9	30	1	7	2	0	1	2	5	5	0-0
TOTAL	.233	11-9	30	1	7	2	0	1	2	5	5	0-0

### SINGLE-GAME HIGHS [all-time ranking]:

Hits: 3, Appalachian State, Feb 17, 2019

Doubles: 1, Indiana, Feb 22, 2019; Indiana, Feb 24, 2019

Home runs: 1 [t-10th], Appalachian State, Feb 17, 2019

Total bases: 6, Appalachian State, Feb 17, 2019

RBI: 1, Appalachian State, Feb 17, 2019; Indiana, Feb 22, 2019

Runs scored: 1, Appalachian State, Feb 17, 2019

Walks: 2, Fresno State, Mar 08, 2019

Struck out: 1, 5 times

At bats: 4, 4 times

Field chances: 17 [t-4th], Fresno State, Mar 08, 2019

Putouts: 15 [t-6th], Indiana, Feb 24, 2019

Assists: 4, vs Louisiana Monroe, Mar 01, 2019; Fresno State, Mar 08, 2019

Runners CS: 2 [t-1st], Fresno State, Mar 08, 2019



# Individual Career History



## Will Heflin

Year	avg	gp-gs	ab	r	h	2b	3b	hr	rbi	bb	so	sb-att
2017	.171	21-7	35	3	6	1	0	0	6	2	7	1-1
2018	.000	4-0	1	1	0	0	0	0	0	0	1	0-0
TOTAL	.167	25-7	36	4	6	1	0	0	6	2	8	1-1

Year	era	w-l	app	gs	cg	sho	sv	ip	h	r	er	bb	so
2017	2.93	0-0	12	0	0	0/1	0	15.1	13	5	5	8	8
2018	5.63	4-3	17	5	0	0/0	0	38.1	45	27	24	23	28
2019	3.86	1-0	7	0	0	0/2	0	7.0	3	3	3	4	13
TOTAL	4.75	5-3	36	5	0	0/3	0	60.2	61	35	32	35	49

### SINGLE-GAME HIGHS [all-time ranking]:

- Hits: 2, ETSU, May 02, 2017
- Doubles: 1, ETSU, May 02, 2017
- Total bases: 3, ETSU, May 02, 2017
- RBI: 2, ETSU, May 02, 2017; Arkansas, May 04, 2017
- Runs scored: 2, ETSU, May 02, 2017
- Walks: 1, Belmont, May 09, 2017; at Eastern Kentucky, May 10, 2017
- Struck out: 3, at ETSU, Apr 11, 2017
- Sac flies: 1 [t-4th], at Florida, Apr 07, 2017
- At bats: 4, at ETSU, Apr 11, 2017; ETSU, May 02, 2017; Arkansas, May 04, 2017
- Stolen bases: 1, Belmont, May 09, 2017
- Innings pitched: 6.0, at ETSU, Apr 17, 2018
- Walks allowed: 4, Tennessee Tech, Apr 25, 2018
- Strikeouts: 8, UNC Asheville, Mar 13, 2019
- Batters faced: 24, at ETSU, Apr 17, 2018
- Field chances: 2, Austin Peay, Mar 15, 2017; South Carolina, Mar 19, 2017
- Putouts: 2, Austin Peay, Mar 15, 2017; South Carolina, Mar 19, 2017
- Assists: 1, 5 times
- Runners CS: 1, Tennessee Tech, Apr 25, 2018; Middle Tennessee, Feb 27, 2018

## Sean Hunley

Year	era	w-l	app	gs	cg	sho	sv	ip	h	r	er	bb	so
2018	2.64	7-3	15	14	1	1/1	0	75.0	77	25	22	18	53
2019	2.33	3-0	4	4	0	0/1	0	19.1	12	6	5	8	13
TOTAL	2.58	10-3	19	18	1	1/2	0	94.1	89	31	27	26	66

### SINGLE-GAME HIGHS [all-time ranking]:

- Innings pitched: 9.0 [t-1st], Western Carolina, Mar 14, 2018
- Walks allowed: 3, 4 times
- Strikeouts: 11 [5th], UT Martin, Apr 10, 2018
- Batters faced: 32, Western Carolina, Mar 14, 2018
- Field chances: 3, vs Troy, Mar 05, 2019
- Putouts: 1, Arkansas Pine Bluff, Feb 28, 2018; vs Troy, Mar 05, 2019
- Assists: 2, 4 times
- Runners CS: 1, 4 times



# Individual Career History



## Richard Jackson

Year	era	w-l	app	gs	cg	sho	sv	ip	h	r	er	bb	so
2016	6.23	0-0	4	0	0	0/0	0	4.1	5	3	3	2	4
2017	3.38	0-0	2	0	0	0/0	0	2.2	1	1	1	0	1
2018	12.15	0-0	8	0	0	0/0	0	6.2	14	10	9	3	6
2019	0.00	0-0	3	0	0	0/1	0	3.0	1	0	0	1	3
TOTAL	7.02	0-0	17	0	0	0/1	0	16.2	21	14	13	6	14

### SINGLE-GAME HIGHS [all-time ranking]:

Innings pitched: 2.2, James Madison, Mar 07, 2018

Walks allowed: 1, 6 times

Strikeouts: 3, James Madison, Mar 07, 2018; Western Kentucky, Mar 08, 2016

Batters faced: 16, James Madison, Mar 07, 2018

Field chances: 1, 4 times

Putouts: 1, Liberty, Feb 26, 2019

Assists: 1, Maryland, Feb 18, 2018; vs Central Michigan, Feb 28, 2016; James Madison, Mar 07, 2018

## Austin Knight

Year	avg	gp-gs	ab	r	h	2b	3b	hr	rbi	bb	so	sb-att
2019	.143	7-1	7	3	1	0	0	0	1	2	1	1-1
TOTAL	.143	7-1	7	3	1	0	0	0	1	2	1	1-1

### SINGLE-GAME HIGHS [all-time ranking]:

Hits: 1, Fresno State, Mar 09, 2019

Total bases: 1, Fresno State, Mar 09, 2019

RBI: 1, Indiana, Feb 23, 2019

Runs scored: 2, Northern Kentucky, Feb 19, 2019

Walks: 2, Northern Kentucky, Feb 19, 2019

Struck out: 1, vs Troy, Mar 05, 2019

Sac flies: 1 [t-4th], Indiana, Feb 23, 2019

At bats: 2, Northern Kentucky, Feb 19, 2019

Stolen bases: 1, Northern Kentucky, Feb 19, 2019

Field chances: 1, Northern Kentucky, Feb 19, 2019

Assists: 1, Northern Kentucky, Feb 19, 2019





# Individual Career History



Tanner Kohlhepp

Year	era	w-l	app	gs	cg	sho	sv	ip	h	r	er	bb	so
2019	15.00	0-0	4	0	0	0/1	0	3.0	3	5	5	3	4
TOTAL	15.00	0-0	4	0	0	0/1	0	3.0	3	5	5	3	4

SINGLE-GAME HIGHS [all-time ranking]:

Innings pitched: 1.0, Northern Kentucky, Feb 19, 2019; vs Troy, Mar 05, 2019

Walks allowed: 3, Fresno State, Mar 09, 2019

Strikeouts: 2, vs Troy, Mar 05, 2019

Batters faced: 6, Fresno State, Mar 09, 2019

Field chances: 1, Fresno State, Mar 09, 2019

Assists: 1, Fresno State, Mar 09, 2019

Paul Komistek

SINGLE-GAME HIGHS [all-time ranking]:



## Individual Career History

### Zach Linginfelter

Year	avg	gp-gs	ab	r	h	2b	3b	hr	rbi	bb	so	sb-att
2017	.000	1-0	1	0	0	0	0	0	0	0	1	0-0
2018	.000	1-1	0	0	0	0	0	0	0	0	0	0-0
TOTAL	.000	2-1	1	0	0	0	0	0	0	0	1	0-0

Year	era	w-l	app	gs	cg	sho	sv	ip	h	r	er	bb	so
2017	3.67	3-4	22	6	0	0/1	3	56.1	48	29	23	25	61
2018	3.93	3-4	18	4	0	0/0	2	55.0	45	28	24	38	71
2019	0.75	4-0	4	4	0	0/2	0	24.0	11	2	2	7	30
TOTAL	3.26	10-8	44	14	0	0/3	5	135.1	104	59	49	70	162

**SINGLE-GAME HIGHS [all-time ranking]:**

Struck out: 1, at Vanderbilt, Apr 29, 2017

At bats: 1, at Vanderbilt, Apr 29, 2017

Innings pitched: 7.0, at Texas A&M, Apr 23, 2017; vs North Florida, Mar 02, 2019; at Mizzou, May 17, 2018

Walks allowed: 6 [t-1st], Florida, Apr 08, 2018; UNCG, Feb 23, 2018

Strikeouts: 14 [1st], at Mizzou, May 17, 2018

Batters faced: 28, vs North Florida, Mar 02, 2019; at Mizzou, May 17, 2018

Field chances: 3, Georgia, Apr 02, 2017; at Memphis, Feb 18, 2017; at Kentucky, May 14, 2017

Putouts: 2, at Memphis, Feb 18, 2017

Assists: 3, Georgia, Apr 02, 2017; at Kentucky, May 14, 2017

Runners CS: 2 [t-1st], at Mizzou, May 17, 2018

### Andre Lipcius

Year	avg	gp-gs	ab	r	h	2b	3b	hr	rbi	bb	so	sb-att
2017	.275	52-52	193	32	53	11	2	1	26	31	36	9-13
2018	.315	56-55	203	39	64	11	0	7	42	28	29	2-3
2019	.261	18-18	69	13	18	6	0	5	22	11	9	4-5
TOTAL	.290	126-125	465	84	135	28	2	13	90	70	74	15-21

**SINGLE-GAME HIGHS [all-time ranking]:**

Hits: 4 [t-5th], at Memphis, Feb 19, 2017; Kentucky, May 04, 2018

Doubles: 3 [t-2nd], at Memphis, Feb 19, 2017

Triples: 1 [t-1st], at Florida, Apr 08, 2017; Georgia, Mar 31, 2017

Home runs: 2 [t-1st], ETSU, Mar 02, 2018

Total bases: 9 [t-3rd], ETSU, Mar 02, 2018

RBI: 6 [t-2nd], Maryland, Feb 18, 2018

Runs scored: 4 [t-2nd], ETSU, Mar 02, 2018

Walks: 3 [t-7th], 4 times

Hit by pitch: 1, 9 times

Struck out: 3, at Mississippi State, Mar 24, 2017

Sac flies: 1 [t-4th], 7 times

At bats: 6 [t-8th], Middle Tennessee, Mar 04, 2018

Stolen bases: 1, 15 times

Caught stealing: 1 [t-5th], 6 times

Field chances: 15, Norfolk State, Mar 05, 2017; South Carolina, Mar 19, 2017

Putouts: 15 [t-6th], Norfolk State, Mar 05, 2017; South Carolina, Mar 19, 2017

Assists: 7 [t-7th], Kentucky, May 05, 2018



# Individual Career History



## Luc Lipcius

Year	avg	gp-gs	ab	r	h	2b	3b	hr	rbi	bb	so	sb-att
2017	.256	33-20	86	8	22	3	0	1	8	9	16	3-4
2018	.125	20-4	24	4	3	0	0	0	0	7	8	0-0
2019	.347	16-16	49	15	17	4	2	3	14	10	10	1-1
TOTAL	.264	69-40	159	27	42	7	2	4	22	26	34	4-5

### SINGLE-GAME HIGHS [all-time ranking]:

Hits: 3, Northern Kentucky, Feb 19, 2019

Doubles: 1, 7 times

Triples: 1 [t-1st], Northern Kentucky, Feb 19, 2019; vs Troy, Mar 05, 2019

Home runs: 1 [t-10th], 4 times

Total bases: 8 [t-8th], Northern Kentucky, Feb 19, 2019

RBI: 5 [t-6th], Northern Kentucky, Feb 19, 2019

Runs scored: 3 [t-10th], vs North Florida, Mar 02, 2019

Walks: 2, Texas A&M, Apr 21, 2018; Appalachian State, Feb 16, 2019; vs North Florida, Mar 02, 2019

Hit by pitch: 2 [t-1st], Belmont, May 09, 2017

Struck out: 3, at Texas A&M, Apr 23, 2017; Fresno State, Mar 08, 2019

Sac flies: 1 [t-4th], Tennessee Tech, Apr 25, 2018; Appalachian State, Feb 15, 2019

Sac bunts: 1, Morehead State, May 16, 2017

At bats: 6 [t-8th], at Texas A&M, Apr 23, 2017

Stolen bases: 1, 4 times

Caught stealing: 1 [t-5th], at Vanderbilt, Apr 28, 2017

Field chances: 13, vs Louisiana Monroe, Mar 01, 2019

Putouts: 11, 4 times

Assists: 3, Indiana, Feb 22, 2019

## Trey Lipscomb

Year	avg	gp-gs	ab	r	h	2b	3b	hr	rbi	bb	so	sb-att
2019	.000	4-0	5	0	0	0	0	0	1	0	2	0-0
TOTAL	.000	4-0	5	0	0	0	0	0	1	0	2	0-0

### SINGLE-GAME HIGHS [all-time ranking]:

RBI: 1, vs Troy, Mar 05, 2019

Struck out: 2, Fresno State, Mar 09, 2019

At bats: 2, Fresno State, Mar 09, 2019

Field chances: 2, vs Troy, Mar 05, 2019

Assists: 2, vs Troy, Mar 05, 2019



# Individual Career History

## Ricky Martinez

Year	avg	gp-gs	ab	r	h	2b	3b	hr	rbi	bb	so	sb-att
2019	.400	18-17	60	16	24	7	0	0	11	9	12	3-4
TOTAL	.400	18-17	60	16	24	7	0	0	11	9	12	3-4

### SINGLE-GAME HIGHS [all-time ranking]:

Hits: 4 [t-5th], vs Troy, Mar 05, 2019  
 Doubles: 2 [t-6th], Fresno State, Mar 09, 2019  
 Total bases: 5, vs Troy, Mar 05, 2019  
 RBI: 4, Northern Kentucky, Feb 19, 2019  
 Runs scored: 2, 4 times  
 Walks: 3 [t-7th], vs North Florida, Mar 02, 2019  
 Hit by pitch: 1, vs Western Kentucky, Mar 02, 2019; Fresno State, Mar 08, 2019; Fresno State, Mar 10, 2019  
 Struck out: 2, Appalachian State, Feb 16, 2019; Indiana, Feb 22, 2019; vs Western Kentucky, Mar 02, 2019  
 At bats: 5, vs Troy, Mar 05, 2019  
 Stolen bases: 1, Appalachian State, Feb 15, 2019; Appalachian State, Feb 17, 2019; Liberty, Feb 26, 2019  
 Caught stealing: 1 [t-5th], Fresno State, Mar 09, 2019  
 Field chances: 7, Appalachian State, Feb 15, 2019; Middle Tennessee, Feb 27, 2019; vs Troy, Mar 05, 2019  
 Putouts: 3, Middle Tennessee, Feb 27, 2019; vs Troy, Mar 05, 2019; Fresno State, Mar 08, 2019  
 Assists: 5, Appalachian State, Feb 15, 2019

## Nico Mascia

Year	avg	gp-gs	ab	r	h	2b	3b	hr	rbi	bb	so	sb-att
2017	.000	1-0	1	0	0	0	0	0	0	0	1	0-0
2018	.278	45-34	115	26	32	9	0	5	15	21	29	2-2
2019	.167	8-0	6	3	1	1	0	0	1	2	4	0-0
TOTAL	.270	54-34	122	29	33	10	0	5	16	23	34	2-2

### SINGLE-GAME HIGHS [all-time ranking]:

Hits: 4 [t-5th], at Western Carolina, Mar 27, 2018  
 Doubles: 3 [t-2nd], at Western Carolina, Mar 27, 2018  
 Home runs: 1 [t-10th], 5 times  
 Total bases: 10 [t-1st], at Western Carolina, Mar 27, 2018  
 RBI: 3, at LSU, Apr 15, 2018; at Western Carolina, Mar 27, 2018  
 Runs scored: 5 [1st], at Western Carolina, Mar 27, 2018  
 Walks: 2, Florida, Apr 08, 2018; UT Martin, Apr 11, 2018  
 Hit by pitch: 2 [t-1st], at Western Carolina, Mar 27, 2018  
 Struck out: 3, at LSU, Apr 15, 2018  
 Sac bunts: 1, at ETSU, Apr 17, 2018; Texas A&M, Apr 22, 2018; at Ole Miss, Mar 16, 2018  
 At bats: 5, at LSU, Apr 15, 2018; Maryland, Feb 18, 2018; at Mizzou, May 17, 2018  
 Stolen bases: 1, at Georgia Bulldogs, Apr 29, 2018; Arkansas Pine Bluff, Feb 28, 2018  
 Field chances: 16 [t-8th], UT Martin, Apr 10, 2018  
 Putouts: 13, UT Martin, Apr 10, 2018  
 Assists: 3, UT Martin, Apr 10, 2018  
 Runners CS: 1, at LSU, Apr 14, 2018



# Individual Career History

## Will Neely

Year	era	w-l	app	gs	cg	sho	sv	ip	h	r	er	bb	so
2016	3.96	1-3	20	6	0	0/1	0	52.1	52	29	23	18	29
2017	3.43	3-1	19	8	0	0/2	0	57.2	45	25	22	13	41
2018	4.09	4-2	14	14	3	1/0	0	83.2	86	45	38	21	52
2019	6.16	2-1	4	4	0	0/1	0	19.0	23	13	13	3	16
TOTAL	4.06	10-7	57	32	3	1/4	0	212.2	206	112	96	55	138

### SINGLE-GAME HIGHS [all-time ranking]:

Innings pitched: 9.0 [t-1st], at Cincinnati, Mar 11, 2018

Walks allowed: 4, Kentucky, May 06, 2018

Strikeouts: 6, at LSU, Apr 15, 2018; vs Western Kentucky, Mar 02, 2019; Morehead State, May 16, 2017

Batters faced: 38 [t-2nd], at LSU, Apr 15, 2018

Field chances: 3, 5 times

Putouts: 3, at Ole Miss, Mar 18, 2018

Assists: 2, 4 times

Runners CS: 2 [t-1st], LSU, May 13, 2016

## Connor Pavolony

Year	avg	gp-gs	ab	r	h	2b	3b	hr	rbi	bb	so	sb-att
2019	.259	10-9	27	11	7	3	1	0	3	11	5	0-0
TOTAL	.259	10-9	27	11	7	3	1	0	3	11	5	0-0

### SINGLE-GAME HIGHS [all-time ranking]:

Hits: 2, vs Troy, Mar 05, 2019; UNC Asheville, Mar 13, 2019

Doubles: 2 [t-6th], UNC Asheville, Mar 13, 2019

Triples: 1 [t-1st], Fresno State, Mar 09, 2019

Total bases: 4, UNC Asheville, Mar 13, 2019

RBI: 1, vs North Florida, Mar 02, 2019; vs Troy, Mar 05, 2019; UNC Asheville, Mar 13, 2019

Runs scored: 3 [t-10th], Indiana, Feb 23, 2019; vs Troy, Mar 05, 2019

Walks: 3 [t-7th], Northern Kentucky, Feb 19, 2019

Hit by pitch: 1, Appalachian State, Feb 16, 2019; Indiana, Feb 23, 2019; Fresno State, Mar 09, 2019

Struck out: 2, Fresno State, Mar 09, 2019

Sac flies: 1 [t-4th], vs North Florida, Mar 02, 2019

At bats: 4, Fresno State, Mar 09, 2019

Field chances: 20 [2nd], Indiana, Feb 23, 2019

Putouts: 17 [2nd], Indiana, Feb 23, 2019

Assists: 3, Indiana, Feb 23, 2019

Runners CS: 1, Indiana, Feb 23, 2019; vs Troy, Mar 05, 2019; UNC Asheville, Mar 12, 2019



# Individual Career History



Caleb Pearson

SINGLE-GAME HIGHS [all-time ranking]:

Elijah Pleasants

Year	era	w-l	app	gs	cg	sho	sv	ip	h	r	er	bb	so
2019	0.00	0-0	4	0	0	0/0	0	2.1	1	1	0	1	2
TOTAL	0.00	0-0	4	0	0	0/0	0	2.1	1	1	0	1	2

SINGLE-GAME HIGHS [all-time ranking]:

Innings pitched: 1.0, vs North Florida, Mar 02, 2019; vs Troy, Mar 05, 2019

Walks allowed: 1, Fresno State, Mar 09, 2019

Strikeouts: 1, vs North Florida, Mar 02, 2019; UNC Asheville, Mar 13, 2019

Batters faced: 3, vs North Florida, Mar 02, 2019; vs Troy, Mar 05, 2019





# Individual Career History



## Jake Rucker

Year	avg	gp-gs	ab	r	h	2b	3b	hr	rbi	bb	so	sb-att
2019	.271	18-16	48	8	13	2	0	0	7	6	7	0-1
TOTAL	.271	18-16	48	8	13	2	0	0	7	6	7	0-1

### SINGLE-GAME HIGHS [all-time ranking]:

Hits: 3, Fresno State, Mar 09, 2019  
 Doubles: 1, Indiana, Feb 23, 2019; UNC Asheville, Mar 13, 2019  
 Total bases: 3, Indiana, Feb 23, 2019; Fresno State, Mar 09, 2019  
 RBI: 2, Indiana, Feb 23, 2019  
 Runs scored: 2, Northern Kentucky, Feb 19, 2019; vs North Florida, Mar 02, 2019  
 Walks: 2, Northern Kentucky, Feb 19, 2019  
 Struck out: 2, Appalachian State, Feb 17, 2019  
 Sac flies: 1 [t-4th], Appalachian State, Feb 15, 2019  
 Sac bunts: 1, Indiana, Feb 23, 2019; vs North Florida, Mar 02, 2019; UNC Asheville, Mar 12, 2019  
 At bats: 4, Indiana, Feb 22, 2019; Fresno State, Mar 08, 2019  
 Caught stealing: 1 [t-5th], Indiana, Feb 24, 2019  
 Field chances: 5, vs North Florida, Mar 02, 2019; Fresno State, Mar 08, 2019  
 Putouts: 3, vs North Florida, Mar 02, 2019; Fresno State, Mar 08, 2019  
 Assists: 3, Appalachian State, Feb 17, 2019; vs Troy, Mar 05, 2019; Fresno State, Mar 10, 2019

## Evan Russell

Year	avg	gp-gs	ab	r	h	2b	3b	hr	rbi	bb	so	sb-att
2018	.260	42-35	127	19	33	2	2	3	23	16	26	1-2
2019	.273	18-18	55	13	15	8	0	2	12	16	11	1-1
TOTAL	.264	60-53	182	32	48	10	2	5	35	32	37	2-3

### SINGLE-GAME HIGHS [all-time ranking]:

Hits: 3, Indiana, Feb 22, 2019; Kentucky, May 05, 2018  
 Doubles: 2 [t-6th], Indiana, Feb 22, 2019; Indiana, Feb 23, 2019  
 Triples: 1 [t-1st], UT Martin, Apr 10, 2018; Morehead State, May 01, 2018  
 Home runs: 1 [t-10th], 5 times  
 Total bases: 6, Appalachian State, Feb 15, 2019  
 RBI: 2, 8 times  
 Runs scored: 3 [t-10th], UT Martin, Apr 10, 2018  
 Walks: 4 [t-2nd], Northern Kentucky, Feb 19, 2019; vs North Florida, Mar 02, 2019  
 Hit by pitch: 1, 6 times  
 Struck out: 3, at LSU, Apr 15, 2018  
 Sac flies: 2 [t-1st], Texas A&M, Apr 20, 2018  
 At bats: 5, 4 times  
 Stolen bases: 1, Belmont, Apr 03, 2018; Northern Kentucky, Feb 19, 2019  
 Caught stealing: 1 [t-5th], at South Carolina, Mar 30, 2018  
 Field chances: 5, Florida, Apr 08, 2018; Texas A&M, Apr 21, 2018  
 Putouts: 5, Florida, Apr 08, 2018; Texas A&M, Apr 21, 2018  
 Assists: 2, Florida, Apr 07, 2018



# Individual Career History



## Andrew Schultz

Year	era	w-l	app	gs	cg	sho	sv	ip	h	r	er	bb	so
2017	3.31	1-0	17	0	0	0/2	1	16.1	16	7	6	11	19
2018	11.25	0-2	15	1	0	0/1	0	8.0	10	11	10	9	9
2019	0.00	0-0	6	0	0	0/1	2	5.1	1	0	0	4	12
TOTAL	4.85	1-2	38	1	0	0/4	3	29.2	27	18	16	24	40

### SINGLE-GAME HIGHS [all-time ranking]:

Innings pitched: 1.2, at Florida, Apr 08, 2017; James Madison, Mar 07, 2018

Walks allowed: 3, Maryland, Feb 18, 2018

Strikeouts: 3, 4 times

Batters faced: 12, James Madison, Mar 07, 2018

Field chances: 3, James Madison, Mar 07, 2018

Putouts: 1, James Madison, Mar 07, 2018

Assists: 2, James Madison, Mar 07, 2018

## Christian Scott

Year	avg	gp-gs	ab	r	h	2b	3b	hr	rbi	bb	so	sb-att
2019	.500	2-2	6	0	3	1	0	0	1	1	1	1-1
TOTAL	.500	2-2	6	0	3	1	0	0	1	1	1	1-1

### SINGLE-GAME HIGHS [all-time ranking]:

Hits: 3, Northern Kentucky, Feb 19, 2019

Doubles: 1, Northern Kentucky, Feb 19, 2019

Total bases: 4, Northern Kentucky, Feb 19, 2019

RBI: 1, Northern Kentucky, Feb 19, 2019

Walks: 1, Northern Kentucky, Feb 19, 2019

Struck out: 1, Northern Kentucky, Feb 19, 2019

At bats: 4, Northern Kentucky, Feb 19, 2019

Stolen bases: 1, Northern Kentucky, Feb 19, 2019

Field chances: 3, Northern Kentucky, Feb 19, 2019

Putouts: 3, Northern Kentucky, Feb 19, 2019



# Individual Career History



## Camden Sewell

Year	era	w-l	app	gs	cg	sho	sv	ip	h	r	er	bb	so
2019	0.69	2-0	6	1	0	0/3	0	13.0	4	1	1	7	16
TOTAL	0.69	2-0	6	1	0	0/3	0	13.0	4	1	1	7	16

### SINGLE-GAME HIGHS [all-time ranking]:

Innings pitched: 6.0, Middle Tennessee, Feb 27, 2019

Walks allowed: 2, Middle Tennessee, Feb 27, 2019; vs Troy, Mar 05, 2019; UNC Asheville, Mar 12, 2019

Strikeouts: 5, Middle Tennessee, Feb 27, 2019

Batters faced: 21, Middle Tennessee, Feb 27, 2019

Field chances: 2, Middle Tennessee, Feb 27, 2019

Putouts: 2, Middle Tennessee, Feb 27, 2019

Assists: 1, UNC Asheville, Mar 12, 2019

Runners CS: 1, vs Troy, Mar 05, 2019

## Chase Silseth

Year	era	w-l	app	gs	cg	sho	sv	ip	h	r	er	bb	so
2019	2.70	0-0	8	1	0	0/3	0	10.0	6	3	3	1	13
TOTAL	2.70	0-0	8	1	0	0/3	0	10.0	6	3	3	1	13

### SINGLE-GAME HIGHS [all-time ranking]:

Innings pitched: 3.0, UNC Asheville, Mar 13, 2019

Walks allowed: 1, UNC Asheville, Mar 13, 2019

Strikeouts: 4, UNC Asheville, Mar 13, 2019

Batters faced: 12, UNC Asheville, Mar 13, 2019

Field chances: 2, Appalachian State, Feb 15, 2019

Assists: 2, Appalachian State, Feb 15, 2019



# Individual Career History



## Alerick Soularie

Year	avg	gp-gs	ab	r	h	2b	3b	hr	rbi	bb	so	sb-att
2019	.390	17-11	41	14	16	1	0	6	16	10	6	1-2
TOTAL	.390	17-11	41	14	16	1	0	6	16	10	6	1-2

### SINGLE-GAME HIGHS [all-time ranking]:

Hits: 3, Middle Tennessee, Feb 27, 2019; Fresno State, Mar 09, 2019  
 Doubles: 1, vs North Florida, Mar 02, 2019  
 Home runs: 2 [t-1st], Fresno State, Mar 09, 2019  
 Total bases: 9 [t-3rd], Fresno State, Mar 09, 2019  
 RBI: 3, vs Louisiana Monroe, Mar 01, 2019; Fresno State, Mar 08, 2019; Fresno State, Mar 09, 2019  
 Runs scored: 3 [t-10th], Fresno State, Mar 09, 2019  
 Walks: 2, Fresno State, Mar 08, 2019; Fresno State, Mar 10, 2019  
 Struck out: 2, vs North Florida, Mar 02, 2019; Fresno State, Mar 10, 2019  
 At bats: 5, vs North Florida, Mar 02, 2019; Fresno State, Mar 09, 2019  
 Stolen bases: 1, UNC Asheville, Mar 13, 2019  
 Caught stealing: 1 [t-5th], vs Louisiana Monroe, Mar 01, 2019  
 Field chances: 4, Fresno State, Mar 09, 2019; UNC Asheville, Mar 12, 2019  
 Putouts: 4, Fresno State, Mar 09, 2019; UNC Asheville, Mar 12, 2019  
 Assists: 1, UNC Asheville, Mar 13, 2019

## Garrett Stallings

Year	era	w-l	app	gs	cg	sho	sv	ip	h	r	er	bb	so
2017	3.47	3-4	20	8	0	0/1	0	70.0	75	32	27	13	39
2018	4.58	5-5	16	11	2	0/0	2	78.2	100	53	40	8	37
2019	1.63	4-0	4	4	0	0/1	0	27.2	25	6	5	2	35
TOTAL	3.67	12-9	40	23	2	0/2	2	176.1	200	91	72	23	111

### SINGLE-GAME HIGHS [all-time ranking]:

Innings pitched: 9.0 [t-1st], Memphis, Mar 03, 2018  
 Walks allowed: 3, at Vanderbilt, Apr 29, 2017  
 Strikeouts: 10 [t-6th], vs Louisiana Monroe, Mar 01, 2019  
 Batters faced: 33, at Cincinnati, Mar 10, 2018  
 Field chances: 5, at Texas A&M, Apr 22, 2017; Memphis, Mar 03, 2018  
 Putouts: 3, UNCG, Feb 24, 2018; at Ole Miss, Mar 17, 2018  
 Assists: 3, Maryland, Feb 18, 2018; Memphis, Mar 03, 2018  
 Runners CS: 2 [t-1st], Fresno State, Mar 08, 2019



# Individual Career History



## Daniel Vasquez

Year	era	w-l	app	gs	cg	sho	sv	ip	h	r	er	bb	so
2016	3.77	1-2	17	4	0	0/1	1	31.0	40	19	13	15	25
2017	5.40	2-1	15	2	0	0/0	0	23.1	30	15	14	11	30
2018	5.40	0-0	3	1	0	0/0	1	5.0	3	3	3	3	2
2019	0.00	0-0	1	0	0	0/0	0	0.2	0	0	0	0	0
TOTAL	4.50	3-3	36	7	0	0/1	2	60.0	73	37	30	29	57

### SINGLE-GAME HIGHS [all-time ranking]:

Innings pitched: 5.0, Alabama State, Apr 27, 2016; Cincinnati, Mar 02, 2016

Walks allowed: 5 [t-8th], at Eastern Kentucky, May 10, 2017

Strikeouts: 7, Cincinnati, Mar 02, 2016

Batters faced: 19, Alabama State, Apr 27, 2016; UC Irvine, Mar 12, 2016; at Eastern Kentucky, May 10, 2017

Field chances: 2, Marshall, Mar 22, 2017

Putouts: 1, 4 times

Assists: 1, 7 times

Runners CS: 1, at LMU, Feb 22, 2017; UC Irvine, Mar 12, 2016

## Chase Wallace

Year	era	w-l	app	gs	cg	sho	sv	ip	h	r	er	bb	so
2018	2.86	1-1	16	0	0	0/0	3	28.1	17	14	9	20	16
2019	2.25	0-0	5	0	0	0/3	0	4.0	2	1	1	2	5
TOTAL	2.78	1-1	21	0	0	0/3	3	32.1	19	15	10	22	21

### SINGLE-GAME HIGHS [all-time ranking]:

Innings pitched: 5.0, at LSU, Apr 13, 2018

Walks allowed: 3, UT Martin, Apr 11, 2018

Strikeouts: 4, Texas A&M, Apr 20, 2018

Batters faced: 19, at LSU, Apr 13, 2018

Field chances: 4, at LSU, Apr 13, 2018

Putouts: 2, at LSU, Apr 13, 2018

Assists: 2, at LSU, Apr 13, 2018; Maryland, Feb 16, 2018

Runners CS: 1, Maryland, Feb 16, 2018



## Individual Career History



Redmond Walsh
---------------

Year	era	w-l	app	gs	cg	sho	sv	ip	h	r	er	bb	so
2018	2.04	0-0	16	0	0	0/1	0	17.2	17	4	4	4	16
2019	0.00	0-0	7	0	0	0/2	3	8.1	5	0	0	2	6
TOTAL	1.38	0-0	23	0	0	0/3	3	26.0	22	4	4	6	22

SINGLE-GAME HIGHS [all-time ranking]:

Innings pitched: 2.1, Texas A&M, Apr 21, 2018; Fresno State, Mar 10, 2019

Walks allowed: 1, 6 times

Strikeouts: 3, Arkansas Pine Bluff, Feb 28, 2018

Batters faced: 9, 4 times

Field chances: 1, 5 times

Putouts: 1, Indiana, Feb 22, 2019; Fresno State, Mar 10, 2019; at Mizzou, May 19, 2018

Assists: 1, Texas A&M, Apr 21, 2018; Arkansas Pine Bluff, Feb 28, 2018

TV / RADIO SPOTTING CHART



**1**  
Alerick Soularie  
So. • OF/INF



**4**  
Jay Charleston  
Jr. • OF/INF



**5**  
Zach Daniels  
So. • OF



**6**  
Evan Russell  
Fr. • C/INF



**7**  
Jake Rucker  
Fr. • INF



**8**  
Christian Scott  
Fr. • OF



**9**  
Justin Ammons  
Jr. • OF



**10**  
Pete Derkay  
Jr. • UTL



**11**  
Will Heflin  
Jr. • LHP



**12**  
Ricky Martinez  
Jr. • INF



**13**  
Andre Lipcius  
Jr. • INF



**14**  
Austin Knight  
Fr. • INF




**15**  
Will Neely  
Sr. • RHP



**16**  
Camden Sewell  
Fr. • RHP



**17**  
Connor Pavolony  
Fr. • C



**18**  
Chase Wallace  
So. • RHP



**19**  
Landon Gray  
Jr. • C



**20**  
Tanner Kohlhepp  
Fr. • RHP/INF



**21**  
Trey Lipscomb  
Fr. • INF/RHP



**25**  
Zach Linginfelter  
Jr. • RHP



**27**  
Garrett Stallings  
Jr. • RHP



**28**  
Elijah Pleasants  
Fr. • RHP



**29**  
Daniel Vasquez  
Jr. • RHP



**30**  
Andrew Schultz  
Jr. • RHP



**31**  
Caleb Pearson  
Fr. • RHP




**32**  
Sean Hunley  
So. • RHP



**34**  
Garrett Crochet  
So. • LHP



**35**  
Nico Mascia  
R-Jr. • C




**36**  
Matthew Ellis  
Fr. • C



**37**  
Richard Jackson  
R-Sr. • RHP



**38**  
Paul Komistek  
Fr. • OF



**40**  
Luc Lipcius  
Jr. • INF



**42**  
Max Ferguson  
Fr. • INF



**45**  
Chase Silseth  
Fr. • RHP



**46**  
Redmond Walsh  
R-So. • LHP



**22**  
Tony Vitello  
Head Coach



**3**  
Frank Anderson  
Assistant Coach



**24**  
Josh Elander  
Assistant Coach



**23**  
Ross Kivett  
Assistant Coach



Chad Zurcher  
Director of Ops



Quentin Eberhardt  
Strength & Conditioning