



2019 AUBURN BASEBALL

AUBURN ATHLETICS COMMUNICATIONS: 392 SOUTH DONAHUE DRIVE || AUBURN, AL 36849 || AUBURNTIGERS.COM || @AUBURN_BASEBALL

2019 SCHEDULE

Day	Date	Opponent	Time/Result
FRI.	FEB. 15	GEORGIA SOUTHERN (SECN+)	W, 11-2
SAT.	FEB. 16	GEORGIA SOUTHERN (SECN+)	L, 5-7 (13)
SUN.	FEB. 17	GEORGIA SOUTHERN	W, 4-3 (13)
TUE.	FEB. 19	ALABAMA A&M (SECN+)	W, 10-1
WED.	FEB. 20	ALABAMA A&M	W, 10-2
Fri.	Feb. 22	at UCF (UCFKnights.TV)	W, 4-1
Sat.	Feb. 23	at UCF (UCFKnights.TV)	L, 1-6
Sun.	Feb. 24	at UCF (UCFKnights.TV)	W, 13-9
FRI.	MAR. 1	CINCINNATI (SECN+)	W, 5-0
SAT.	MAR. 2	CINCINNATI (SECN+)	W, 5-0
SAT.	MAR. 2	CINCINNATI (SECN+)	W, 9-5
TUE.	MAR. 5	UT MARTIN (SECN+)	W, 15-9
WED.	MAR. 6	UT MARTIN (SECN+)	W, 2-0
FRI.	MAR. 8	UTSA (SECN+)	W, 6-0
SAT.	MAR. 9	UTSA	W, 5-0
SAT.	MAR. 9	UTSA	W, 8-3
Tue.	Mar. 12	at South Alabama (JagNation TV)	W, 6-2
FRI.	MAR. 15	#21 TENNESSEE* (SECN+)	6:00 pm
SAT.	MAR. 16	#21 TENNESSEE* (SECN+)	6:00 pm
SUN.	MAR. 17	#21 TENNESSEE* (SECN+)	1:00 pm
Tue.	Mar. 19	at UAB (C-USA TV)	6:30 pm
Fri.	Mar. 22	at #5 Mississippi State (SECN+)	6:30 pm
Sat.	Mar. 23	at #5 Mississippi State (SECN+)	2:00 pm
Sun.	Mar. 24	at #5 Mississippi State (SECN+)	1:00 pm
Tue.	Mar. 26	vs. Alabama% (SECN)	6:00 pm
Fri.	Mar. 29	at #23 South Carolina (SECN+)	6:00 pm
Sat.	Mar. 30	at #23 South Carolina (SECN)	12:00 pm
Sun.	Mar. 31	at #23 South Carolina (SECN)	11:00 am
TUE.	APR. 2	GEORGIA TECH (SECN+)	6:00 pm
THU.	APR. 4	#10 ARKANSAS (ESPNU)	6:30 pm
FRI.	APR. 5	#10 ARKANSAS (SECN+)	6:00 pm
SAT.	APR. 6	#10 ARKANSAS (SECN+)	2:00pm
TUE.	APR. 9	JACKSONVILLE STATE (SECN+)	6:00 pm
Fri.	Apr. 12	at #22 Texas A&M (SECN+)	6:30 pm
Sat.	Apr. 13	at #22 Texas A&M (SECN+)	2:00 pm
Sun.	Apr. 14	at #22 Texas A&M (SECN+)	1:00 pm
Tue.	Apr. 16	at Georgia Tech (ACC Extra)	5:00 pm
THU.	APR. 18	#8 OLE MISS (SECN+)	6:00 pm
FRI.	APR. 19	#8 OLE MISS (SECN+)	6:00 pm
SAT.	APR. 20	#8 OLE MISS (SECN+)	1:00 pm
Tue.	Apr. 23	at Jacksonville State (ESPN+)	6:00 pm
Thu.	Apr. 25	at #2 Vanderbilt (ESPNU)	6:30 pm
Fri.	Apr. 26	at #2 Vanderbilt (SECN)	7:00 pm
Sat.	Apr. 27	at #2 Vanderbilt (SECN+)	12:00 pm
FRI.	MAY 3	ALABAMA (SECN+)	6:00 pm
SAT.	MAY 4	ALABAMA (SECN)	7:00 pm
SUN.	MAY 5	ALABAMA (SECN)	3:00 pm
TUE.	MAY 7	UAB (SECN+)	6:00 pm
FRI.	MAY 10	#11 GEORGIA (SECN+)	6:00 pm
SAT.	MAY 11	#11 GEORGIA (SECN+)	2:00 pm
SUN.	MAY 12	#11 GEORGIA (SECN+)	1:00 pm
TUE.	MAY 14	NORTH ALABAMA	6:00 pm
Thu.	May 16	at #13 LSU (SECN+)	6:30 pm
Fri.	May 17	at #13 LSU (SECN+)	7:00 pm
Sat.	May 18	at #13 LSU (SECN+)	2:00 pm

POSTSEASON

Tue.	May 21	SEC Tournament	TBA
Fri.	May 31	NCAA Regionals	TBA
Fri.	Jun. 7	NCAA Super Regionals	TBA
Sat.	Jun. 15	NCAA College World Series	TBA

Home games in **BOLD CAPS**

All home games at Plainsman Park | All times central % - 11th annual MAX Capital City Classic (Montgomery, Ala.)

Rankings reflect USA TODAY Coaches Poll

GAMES 18-20

AUBURN, ALA. (Samford Stadium-Hitchcock Field at Plainsman Park)



#17 AUBURN TIGERS (15-2, 0-0 SEC)

Head Coach: Butch Thompson (Birmingham-Southern, 1992)

Career Record: 157-96 (5th season) | Record at Auburn: 118-84 (4th season)

VS.



#21 TENNESSEE VOLUNTEERS (17-1, 0-0 SEC)

Head Coach: Tony Vitello (Missouri, 2002)

Career Record: 46-28 (2nd season) | Record at Tennessee: 46-28 (2nd season)

» QUICK HITTERS

- Auburn is riding a 10-game winning streak, which is tied for the fifth longest streak in the country and tied for the program's fourth longest streak since 2000.
- The Tigers have outscored their opponents 74-28 during its winning streak.
- Auburn improved to 15-2 with Tuesday's win. It marks the first time in program history the team has started 15-2 or better in back-to-back seasons.
- The Tigers rank in the top five in the country in walks allowed per nine innings (2.36), WHIP (1.00), strikeout-to-walk ratio (4.26), shutouts (five) and ERA (2.14).
- Auburn has struck out 179 batters through 17 games. It marks the second highest strikeout total through 17 games in the Stat Crew era (1993). The 1997 team struck out 213 batters through 17 games and went on to set the single-season record with 629 strikeouts.
- The pitching staff has turned in 12 games with double digit strikeouts, including four of the last five games, and four games with 15 or more strikeouts. The four games with 15 or more strikeouts are tied for the second most in a season since 1993.

PITCHING MATCHUP

AUBURN		TENNESSEE	
FRI	SO RHP Tanner Burns (3-0, 0.68)	vs.	JR RHP Garrett Stallings (4-0, 1.63)
SAT	SO LHP Jack Owen (3-0, 0.00)	vs.	JR RHP Zach Linginfelter (4-0, 0.75)
SUN	TBA	vs.	SR RHP Will Neely (2-1, 6.16)

GAME INFO

Date: Friday-Sunday, Mar. 15-17, 2019
Game Time: 6 pm CT / 6 pm CT / 1 pm CT
Site: Auburn, Ala. / Plainsman Park (4,096)
TV: SEC Network+ (Fri/Sun) / SEC Network (Sat)
Talent (SECN+): Andy Burcham (pxp), Mark Fuller (color)
Talent (SECN): Clay Matvick (pxp), Chris Burke (color), Ben McDonald (color)
Radio: WTGZ-93.9 FM | WQSI - 95.9 FM
Talent: Rod Bramblett, Andy Burcham, Paul Ellen, Brad Law
Live Stats: StatBroadcast.com
Twitter Updates: @AuburnBaseball
Postgame Recap: AuburnTigers.com
Series History: Auburn leads, 92-39
Auburn: Auburn leads, 48-19
Knoxville: Auburn leads, 39-19
Last Meeting: Auburn won, 8-1, in Knoxville (4/15/17)
Streak: W1

AUBURN

15-2, 0-0 SEC

Team Leaders

Batting Average:	JR IF Rankin Woley (.348)
Runs:	SO IF Edouard Julien (19)
2B:	JR IF Rankin Woley (6)
HR:	SO IF Edouard Julien (5)
RBI:	JR IF Rankin Woley (18)
Stolen Bases:	FR OF Kason Howell (8-9)

TENNESSEE

17-1, 0-0 SEC

Head Coach: Tony Vitello (Missouri, 2002)

Career: 46-28 (2nd season)

at UT: 46-28 (2nd season)

Team Leaders

Batting Average:	JR IF Ricky Martinez (.400)
2B:	SO OF Evan Russell (8)
HR:	SO OF Alerick Soularie (6)
RBI:	JR IF Andre Lipcius (22)

POTENTIAL STARTING LINEUP

Pos.	#	Player	AVG	AB	R	H	2B	3B	HR	RBI	SB-SBA	BB
C	6	Matt Scheffler	.306	49	10	15	3	0	1	5	3-3	4
1B	4	Rankin Woley	.348	66	15	23	6	1	1	18	1-1	9
2B	9	Ryan Bliss	.250	64	13	16	3	1	1	11	4-4	8
3B	10	Edouard Julien	.298	57	19	17	2	0	5	16	2-2	15
SS	17	Will Holland	.233	50	11	14	3	0	0	5	5-6	14
LF	1	Judd Ward	.250	56	12	14	2	2	1	8	1-2	14
CF	16	Kason Howell	.310	58	11	18	3	0	0	14	8-9	8
RF	41	Steven Williams	.262	65	15	17	3	0	2	10	1-1	11
DH	24	Conor Davis	.291	55	8	16	2	0	2	8	1-1	3



AUBURN'S RECORD WHEN...

	2019	Under Thompson
Overall	15-2	118-84
SEC	0-0	39-51
Non-Conference	15-2	73-29
Postseason	0-0	9-8
Home	12-1	83-36
Away	3-1	24-40
Neutral	0-0	11-8
Current streak	W10	W10
Last 5 games	5-0	5-0
Last 10 games	10-0	10-0

Situational:

AU scores first	9-1	81-28
Opp. scores first	6-1	37-56
AU scores 4+ runs	14-1	106-34
AU scores 3 runs or less	1-1	12-50
AU leads after 7 innings	14-0	99-8
8 innings	15-0	114-6
AU trails after 7 innings	0-1	7-63
8 innings	0-2	2-67
Game tied after 7 innings	1-1	11-10
8 innings	0-0	1-8
Extra Innings	1-1	2-9
1-run games	1-0	23-25
2-run games	1-1	11-2
3-run games	1-0	14-12
Games decided by 5+ runs	9-1	61-24
vs. LH Starter	3-1	36-27
vs. RH Starter	12-1	80-57
More hits than opponent	9-0	87-14
Fewer hits than opponent	2-2	18-65
Hits are tied	4-0	11-6
AU has 10+ hits	7-0	72-31
Opp. has 10+ hits	4-1	28-53
Hit a home run	9-0	76-25
Opp. hits a home run	3-1	44-50
AU quality start	4-0	46-17
Opp. quality start	4-0	13-35
AU commits no errors	6-0	48-20
Opp. commits no error	5-0	30-43

By Day:

Sunday	2-0	17-16
Monday	0-0	0-2
Tuesday	3-0	26-11
Wednesday	2-0	10-2
Thursday	0-0	4-8
Friday	4-0	29-17
Saturday	4-2	31-27
Day Games (first pitch before 6 p.m.)	10-1	69-46
Night Games (first pitch after 6 p.m.)	5-1	49-38
Doubleheaders	4-0	16-8

By Month:

February	6-2	26-7
March	9-0	45-20
April	0-0	26-25
May	0-0	14-27
June	0-0	6-4

By Jersey:

White	5-0	38-15
Blue	1-1	17-15
Orange	5-0	27-14
Gray	2-0	12-25
Pinstripes	2-1	14-11
Blue/Camo Hat	0-0	1-1
Cream Throwback	0-0	8-2

UNIVERSITY INFORMATION

Location	Auburn, Ala.
Enrollment	29,776
Founded	October 1, 1856
Nickname	Tigers
Colors	Burnt Orange and Navy Blue
President	Dr. Steven Leath
Athletics Director	Allen Greene
Conference	Southeastern (SEC West)
Stadium / Capacity	Samford Stadium-Hitchcock Field at Plainsman Park / 4,096
Ticket Office Phone	855-282-2010

BASEBALL COACHING / SUPPORT STAFF

Head Coach	Butch Thompson (Birmingham-Southern, 1992)
Record at Auburn / Seasons	118-84 (.584) / 4th
Career Coaching Record / Seasons	157-96 (.621) / 5th

Assistant Coach	Karl Nonemaker (Vanderbilt, 2002)
Assistant Coach	Gabe Gross (Auburn, 2012)
Volunteer Assistant	Steve Smith (Baylor, 1986)

Athletic Admin.	Randall Dickey (Ouachita Baptist, 1983)
Player Development & Data Analyst	Blake Beck (Troy, 2014)
Athletic Trainer	Anthony Sandersen (South Dakota State, 2004)
Strength & Conditioning	Chris Joyner (Minnesota State - Mankato, 2001)

PROGRAM HISTORY

Modern Era Program Record (since 1949)	1,927-1,317-4 (.594)
College World Series Appearances / Last	4 / 1997
College World Series Record	3-8 (.273)
NCAA Regional Appearances / Last	21 / 2018
NCAA Regional Record	48-45 (.516)
NCAA Super Regional Appearances / Last	2 / 2018
NCAA Super Regional Record	1-4 (.200)
Last Postseason Opponent	Florida / 2018
Result	Gainesville (Fla.) Super Regional Lost, 3-2

POSTSEASON HISTORY

College World Series Appearances: 4 (1967, 1976, 1994, 1997)

Super Regional Appearances: 2 (1999, 2018)

NCAA Regional Appearances: 21 (1963, 1967, 1976, 1978, 1987, 1989, 1993-95, 1997-2003, 2005, 2010, 2015, 2017, 2018)

NCAA Regional Titles: 6 (1967, 1976, 1994, 1997, 1999, 2018)

MEDIA RELATIONS

Baseball Contact: George Nunnelley, Asst. Director - Athletics Comm.
Cell: 502-609-9982
Email: gnunnelley@auburn.edu
Twitter: @gnunnelley
Associate AD: Kirk Sampson

2019 AUBURN BASEBALL ROSTER

No.	Name	Pos.	Cl.	B/T	Ht.	Wt.	Exp.	Hometown (Previous School)
1	Judd Ward	OF	So.	L/R	6-1	195	1L	Russellville, Ala. (Russellville)
2	Everett Lau	IF/OF	Jr.	L/R	5-10	185	JC	Oahu, Hawaii (College of San Mateo)
3	Devin Warner	OF/IF	Fr.	S/R	6-3	205	HS	Cartersville, Ga. (Cartersville)
4	Rankin Woley	IF	Jr.	R/R	6-0	210	JC	Atlanta, Ga. (Chattahoochee Valley)
5	Jarrett Eaton	OF	Fr.	L/R	5-9	162	HS	Mobile, Ala. (St. Paul's Episcopal)
6	Matt Scheffler	C	Jr.	R/R	6-2	190	JC	Kirkland, Wash. (Pierce)
7	Ed Johnson	IF	Fr.	R/R	6-1	175	HS	Trussville, Ala. (Hewitt-Trussville)
8	Bailey Horn	LHP	R-So.	L/L	6-2	212	JC	West, Texas (McLennan)
9	Ryan Bliss	IF	Fr.	R/R	5-9	165	HS	LaGrange, Ga. (Troup)
10	Edouard Julien	IF	So.	L/R	6-1	183	1L	Quebec City, Canada (Cardinal-Roy)
11	Chase Hall	C	R-Jr.	R/R	6-2	215	RS	Roanoke, Ala. (Southern Union)
12	Ryan Hoerter	RHP	So.	R/R	6-6	191	1L	Kenosha, Wisc. (Indian Trail)
13	Davis Daniel	RHP	Jr.	R/R	6-1	190	2L	Montgomery, Ala. (St. James)
14	Elliott Anderson	LHP	Jr.	L/L	6-3	212	2L	Cartersville, Ga. (Cartersville)
16	Kason Howell	OF	Fr.	R/R	6-0	185	HS	Argyle, Texas (Liberty Christian)
17	Will Holland	IF	Jr.	R/R	5-11	185	2L	Lawrenceville, Ga. (Collins Hill)
18	Brooks Fuller	LHP	Fr.	L/L	6-2	215	HS	Auburn Ala. (Auburn)
19	Brody Moore	IF	Fr.	R/R	6-0	185	HS	Oneonta, Ala. (Oneonta)
20	Cody Greenhill	RHP	So.	R/R	6-4	216	1L	Russellville, Ala. (Russellville)
21	Jackson Henderson	IF/OF	Jr.	R/R	6-0	175	JC	Selma, Ala. (Lurleen B. Wallace)
22	Ford Luttrell	RHP	R-Fr.	L/R	6-0	181	RS	Madison, Ala. (Bob Jones)
23	Peyton Glavine	LHP	So.	R/L	5-11	176	1L	Alpharetta, Ga. (Blessed Trinity Catholic)
24	Conor Davis	IF	Jr.	R/R	6-3	227	2L	Roswell, Ga. (Blessed Trinity Catholic)
25	Dawson Sweatt	LHP	Fr.	R/L	6-2	190	HS	Fayetteville, Ga. (Starr's Mill)
26	Troy Bearden	OF/C	Fr.	R/R	6-2	220	HS	Trussville, Ala. (Next Level Baseball Academy)
29	Carson Skipper	LHP	Fr.	L/L	6-3	195	HS	Trussville, Ala. (Hewitt-Trussville)
31	Blake Schilleci	LHP	Sr.	L/L	5-10	198	1L	Birmingham, Ala. (Wallace-Hanceville)
32	Tanner Burns	RHP	So.	R/R	6-0	205	1L	Decatur, Ala. (Decatur)
33	Will Morrison	RHP	Fr.	R/R	6-2	180	HS	Cullman, Ala. (Cullman)
36	Kyle Gray	LHP	R-Jr.	L/L	5-10	205	JC	Austin, Texas (Blinn)
37	Ryan Watson	RHP	Jr.	R/R	6-5	215	2L	Auburn, Ala. (Auburn)
38	Brett Olson	IF	R-Sr.	L/L	6-2	225	1L	Newport Beach, Calif. (Corona Del Mar)
40	Garrett Wade	LHP	Fr.	L/L	6-2	205	HS	Hartselle, Ala. (Hartselle)
41	Steven Williams	OF/C	So.	L/R	6-3	216	1L	Albany, Ga. (Deerfield-Windsor)
43	Richard Fitts	RHP	Fr.	R/R	6-3	185	HS	Helena, Ala. (Helena)
44	Jack Owen	LHP	So.	L/L	6-2	174	1L	Aliso Viejo, Calif. (J Serra)

COACHES & STAFF

30	Butch Thompson	Head Coach	Fourth Year
35	Karl Nonemaker	Assistant Coach	Second Year
39	Gabe Gross	Assistant Coach	Second Year
34	Steve Smith	Volunteer Assistant Coach	Second Year
	Greg Drye	Director of Operations	Fourth Year
	Randall Dickey	Athletic Administrator	Fifth Year
	Anthony Sandersen	Athletic Trainer	Second Year
	Blake Beck	Player Development & Data Analyst	Third Year
	Chris Joyner	Strength & Conditioning	First Year

PRONUNCIATION GUIDE

Ryan HOERTER HOR-ter
 EDOUARD JULIEN ED-whah joo-lee-EN
 Everett LAU Rhymes with 'now'
 Ford LUTTRELL LUH-trull
 Blake SCHILLECI sha-LAY-see
 Rankin WOLEY WOE-lee

30 BUTCH THOMPSON HEAD COACH

THE AUBURN SKIPPER

- Seven College World Series appearances / 16 postseason appearances
- 2013 National Runner-up (Mississippi State)
- 2001 National Champion (Birmingham-Southern)
- 2014 Baseball America/ABCA National Assistant Coach of the Year
- 2006 FCA Coach of the Year
- Coached 14 pitchers who went on to pitch in the Major Leagues
- Recruited and coached 29 pitchers who were drafted out of college that weren't drafted out of high school

Butch Thompson enters his fourth season at the helm of the program in 2019. Thompson, who spent three seasons as an assistant coach and recruiting coordinator at Auburn from 2006-08, returned to the Plains after seven seasons at Mississippi State as both associate head coach and pitching coach.

Butch Thompson was named Auburn's head baseball coach on October 22, 2015 and enters his fourth season with the Tigers in 2019.

Thompson, who spent three seasons as an assistant coach and recruiting coordinator at Auburn from 2006-08, returned to The Plains after seven seasons at Mississippi State as both associate head coach and pitching coach.

Widely regarded as one of the premier pitching coaches in the country, he has seen 14 of his former pitchers make their Major League Baseball debuts, including eight since 2014. Thompson has also turned 29 pitchers who went undrafted out of high school into MLB draft picks.

Thompson had three pitchers drafted in the first 11 rounds in 2014 and five pitchers drafted, including three in the top 10 rounds, in 2013. He added a first-round selection in the 2016 draft, a third-round pick in Keegan Thompson in 2017 and the first No. 1 overall pick in program history in Casey Mize in 2018.

Along with his pitching pedigree, Thompson is also considered one of the top recruiters in the country. Since 2003, he has secured 12 recruiting classes that were ranked in the top 10 by either Baseball America or Perfect Game, including the No. 5 signing class in 2017 and a program record No. 4 class in 2018. His classes signed from 2006-08 at Auburn each ranked in the top 18 nationally, including the No. 5 class in 2008.

A native of Amory, Miss., Thompson has coached 26 Division I All-Americans and 38 all-conference performers. He has made 16 postseason appearances, including seven trips to the College World Series, and guided Birmingham-Southern to a NAIA National Championship in 2001 and was a national runner-up at Mississippi State in 2013.

Thompson was named the 2006 Fellowship of Christian Athletes SEC Coach of the Year while at Auburn and the 2014 Baseball America and American Baseball Coaches Association (ABCA) National Assistant Coach of the Year while at Mississippi State.

Thompson has already made his mark in his first three seasons at Auburn as he became the fourth head coach in program history to notch his 100th win in his third season at the helm. Thompson has guided the Tigers to a 103-82 overall record and has taken the team to back-to-back NCAA regionals for the first time in 15 years. After tying the 2010 team for the most wins (43) in a season since 1999 and advancing to its first super regional since that same season, Auburn's 2018 team finished the year ranked No. 9 by USA TODAY, marking the program's highest ranking to end a season since 1998.

In seven seasons at MSU, Thompson made four NCAA regional trips, two Super Regionals, won the SEC Tournament and advanced to the College World Series finishing as NCAA runner-up in 2013. In three of the last four seasons, the Bulldogs' staff ERA finished no higher than 3.06. Thompson's 2013 pitching staff was one of two nationally to finish in the top 15 in ERA, strikeouts per nine innings and hits allowed per nine innings.

In addition to his experience at Auburn and Mississippi State, Thompson also spent five seasons at Georgia from 2002-05, including a trip to the College World



Series in 2004. While there he guided the development of future Major Leaguers Josh Fields, Mitchell Boggs and Brooks Brown.

Thompson launched his coaching career as pitching coach and top assistant at Huntingdon College (Ala.) in 1993, before returning to his alma mater in Birmingham, where he helped lead the Panthers to back-to-back Southern States Conference championships and in 1995 coached BSC to its first NAIA World Series berth.

Thompson left BSC briefly to serve as head coach at Jefferson State Community College in Birmingham in 1997. While at JSCC, he was honored as the Regional Tournament Coach of the Year, the ABCA Alabama Junior College Coach of the Year and the Southeast Region Coach of the Year after guiding JSCC to a 39-21 mark, the AJCAA Region 22 State Championship and a third-place finish in the NJCAA Division II World Series.

He returned to Birmingham-Southern as top assistant the following season, beginning a four-year run during the most successful span in BSC baseball history. The Panthers won 196 games, four TranSouth Conference Championships and made three-consecutive appearances in the NAIA World Series. BSC's 2001 team posted a school-best 55-11 mark and captured the NAIA National Championship.

In 2002, Thompson joined the SEC baseball coaching fraternity as a pitching coach and recruiting coordinator at Georgia and has been a part of the league for the past 17 seasons.

Thompson currently serves as the large-school representative for the Alabama Baseball Coaches Association and is an All-American committee member representing the South region for the ABCA.

Thompson prepped at Amory (Miss.) High School and later starred as a pitcher at Itawamba (Miss.) Community College from 1989-90. On Oct. 25, 2014, Thompson was inducted into the ICC Athletic Hall of Fame.

He earned a bachelor's degree in history at BSC in 1992 and completed a master's degree in sports administration at UAB in 1996. He is married to the former Robin Ashe of Birmingham, Ala., and they are the parents of three daughters --- Anna, Olivia and Madelyn Gail.

NATIONAL POLLS

NEWS & NOTES

BASEBALL AMERICA

Mar. 11

1. Vanderbilt*
2. UCLA
3. Stanford
4. Florida
5. Florida State
6. Oregon State
7. Mississippi State*
8. North Carolina
9. Texas Tech
10. Texas
11. LSU*
12. Ole Miss*
13. Louisville
14. East Carolina
15. Georgia*
16. Arkansas*
- 17. AUBURN**
18. Clemson
19. Coastal Carolina
20. South Carolina*
21. N.C. State
22. UC Irvine
23. Michigan
24. Duke
25. Tennessee*

D1 BASEBALL

Mar. 11

1. Vanderbilt*
2. UCLA
3. Oregon State
4. Stanford
5. Florida
6. Mississippi State*
7. Louisville
8. Georgia*
9. Ole Miss*
10. Florida State
11. Texas Tech
12. Texas
13. LSU*
14. Arkansas*
15. North Carolina
16. Coastal Carolina
17. East Carolina
- 18. AUBURN**
19. Texas A&M*
20. N.C. State
21. TCU
22. South Carolina*
23. Tennessee*
24. Clemson
25. Arizona State

USA TODAY

Mar. 11

1. Oregon State
2. Vanderbilt*
3. UCLA
4. Stanford
5. Mississippi State*
6. Florida State
7. Florida
8. Ole Miss*
9. Texas Tech
10. Arkansas*
11. Georgia*
12. N.C. State
13. LSU*
14. Louisville
15. North Carolina
16. Coastal Carolina
- 17. AUBURN**
18. Texas
19. Arizona State
20. Clemson
21. Tennessee*
22. Texas A&M*
23. South Carolina*
24. East Carolina
25. Michigan

NCBWA

Mar. 4

1. Vanderbilt*
2. Oregon State
3. Stanford
4. UCLA
5. Mississippi State*
6. Florida
7. Florida State
8. Texas Tech
9. Georgia*
10. LSU*
11. Louisville
12. Ole Miss*
13. Arkansas*
14. North Carolina
15. Texas
16. Coastal Carolina
- 17. AUBURN**
18. N.C. State
19. East Carolina
20. Arizona State
21. Clemson
22. Texas A&M*
23. Tennessee*
24. South Carolina*
25. TCU
26. Michigan
27. UC Irvine
28. Baylor
29. Miami
30. Oregon

PERFECT GAME

Mar. 11

1. Oregon State
2. Vanderbilt*
3. UCLA
4. Stanford
5. Mississippi State*
6. Florida
7. Ole Miss*
8. Louisville
9. Texas Tech
10. North Carolina
11. Arkansas*
12. Florida State
13. Texas
14. LSU*
- 15. AUBURN**
16. East Carolina
17. N.C. State
18. Texas A&M*
19. Coastal Carolina
20. TCU
21. Georgia*
22. Arizona State
23. UC Irvine
24. Clemson
25. UConn

COLLEGIATE BASEBALL

Mar. 11

1. Florida State
2. N.C. State
3. Oregon State
4. Vanderbilt*
5. Mississippi State*
6. UCLA
7. Texas Tech
8. Stanford
9. Arizona State
10. LSU*
11. Coastal Carolina
12. Clemson
13. Georgia*
14. North Carolina
15. Louisville
16. Florida
17. Arkansas*
18. South Carolina*
19. Ole Miss*
20. Texas
21. Texas A&M*
22. Tennessee*
- 23. AUBURN**
24. San Diego
25. U.C. Santa Barbara
26. Alabama*
27. Baylor
28. Miami
29. Illinois
30. East Carolina

AUBURN IN THE POLLS

BA D1 CB NC PG USA

Pre.	17	22	23	19	15	20
2/18	18	22	26	22	15	--
2/25	18	21	29	22	15	--
3/4	17	19	27	18	15	18
3/11	17	18	23	17	15	17

UP NEXT

• Auburn begins a stretch of eight games away from Plainsman Park with a road contest at UAB next Tuesday. First pitch at Regions Field is scheduled for 6:30 p.m. CT.

SCOUTING THE VOLUNTEERS

• Tennessee got off to its best start in program history at 15-0 and enters the weekend with a 17-1 record.
 • The Volunteers are ranked in five of six major college baseball polls for the first time since 2014.
 • The pitching staff leads the country with six shutouts. Tennessee also ranks second in WHIP (0.93) and hits allowed per nine innings (5.74), fifth in strikeout-to-walk ratio (4.20) and sixth in ERA (2.19).
 • Offensively, the Volunteers are hitting .293 and are led by junior infielder Ricky Martinez's .400 clip. Sophomore outfielder Alerick Soularie leads the team with six home runs and junior Andre Lipcius leads the way with 22 RBI.

SEC OPENERS

• Auburn has won each of its last two SEC opening series and is 5-1 in the six games.
 • The Tigers have won all three SEC openers under head coach Butch Thompson.

SHUTTING 'EM OUT

• Auburn has turned in five shutouts in the last nine games, including a program record streak of three straight shutouts last week.
 • The Tigers five shutouts are not only the second most in the country, but are also as many as the team turned in last season and tied for the sixth most in program history.
 • The pitching staff didn't allow a run in 33.1 innings from Mar. 6-9, marking a program record in the category.

SHOVING IT IN THE STRIKE ZONE

• Auburn's pitching staff also ranks in the top five in the country in walks allowed per nine innings (2.36; 2nd), strikeout-to-walk ratio (4.26; 4th), WHIP (1.00; 4th) and ERA (2.14; 4th).
 • In the last two series, the Tigers have turned in a 1.00 ERA and have struck out 66 batters while issuing just four walks. Starting pitchers have a strikeout-to-walk ratio of 51-1 in 39.2 innings during those six games.
 • The two walks issued in each of the last two series are the fewest walks issued in a series since 1995.

TBJ

• Sophomore pitchers Tanner Burns and Jack Owen are a combined 6-0 with a 0.35 ERA this season.
 • The duo has turned in a 0.60 WHIP and have struck out 68 batters while issuing just six walks in 51.2 innings.
 • Burns and Owen haven't allowed an earned run in their last 35.1 combined innings pitched.
 • They have also earned back-to-back SEC Pitcher of the Week honors after turning in the only two complete-game shutouts in the league this season.

THE DOCTOR WILL SEE YOU NOW

- Burns was named the SEC Pitcher of the Week, the NCBWA and Perfect Game/Rawlings National Pitcher of the Week, and the Golden Spikes Award Performer of the Week after tossing a complete-game shutout and matching the Auburn single-game record with 15 strikeouts vs. Cincinnati on Mar. 1.
- Burns hasn't allowed a run and has 25 strikeouts and just one walk in his last two starts and 16.0 IP. He went 20.1 innings between walks and struck out 32 during the span.
- In his last eight starts dating back to last season, Burns is 6-0 with a 1.39 ERA (8 ER in 51.2 IP).

TAKING THE NEXT STEP

- Owen made it back-to-back SEC Pitchers of the Week for the Tigers after turning in a complete-game shutout vs. UTSA on Mar. 9.
- Owen needed just 98 pitches to get through the game, marking the fewest pitches in a complete-game effort since Keegan Thompson finished a game in 90 pitches in 2014.
- Owen hasn't allowed a run in 19.1 inning and hasn't given up an earned run in 27.1 innings dating back to last season, tying John Powell for the program record in the category.

CONSECUTIVE SCORELESS INNINGS

Name	Dates	IP
1. Jack Owen	5/22/18-pres	27.1 #
John Powell	5/19-6/4/94	27.1 #
3. Keegan Thompson	5/15/15-3/10/17	25.0 #
4. Bryan Woodall	2/9-23/07	21.2 # ^
Chris Morrison	3/18-4/2/95	21.2 #
6. Keegan Thompson	2/17-3/10/17	23.2 ^
Joe Beckwith	2/26-3/17/76	21.0 ^
8. Michael Nix	3/23-4/15/03	20.1
9. Cory Dueitt	2/16-3/15/03	20.0 #
10. Sean Ray	4/21-5/15/09	18.2

includes unearned runs | ^ to begin a season

HOME SWEET HOME

- Auburn went 29-6 in games played at Plainsman Park last season, marking the most home wins in a season since 1997 (30) and the second-most home wins all-time.
- The Tigers are 41-7 at home since the start of the 2018 season and 64-20 at home since 2017.

HEATING UP

- Matt Scheffler has multiple hits in three of his last five contests and has raised his batting average 106 points during the streak.
- Scheffler went 7-for-10 from the plate and scored five runs last week. He doubled in his first at-bat at South Alabama to extend his hit streak to six straight at-bats.
- Scheffler hit the first home run of his Auburn career in the series-clinching win vs. UTSA. The long ball not only broke up a no-hit bid in the sixth inning, but also broke a scoreless tie.

FOUNTAIN OF YOUTH

- Freshmen Ryan Bliss and Kason Howell have played and started in all 17 games to start their Auburn careers.
- Bliss went on a 10-game hitting streak from Feb. 17-Mar. 5 and Howell ranks second on the team in batting average (.310).
- The duo has also driven in a combined 25 runs.

WOAH-LEY

- Rankin Woley leads the team in batting average (.348), hits (23), doubles (six) and RBI (18) and ranks tied for second on the team in runs (15).
- Woley was named a NJCAA First Team All-American in 2018 and set the Chattahoochee Valley single-season record for hits (93), doubles (27) and RBI (93).

PUTTING 'EM IN MOTION

- Kason Howell has stolen 8-of-9 bases in the first 17 games of his Auburn career. Seven of Howell's eight stolen bases have come in the last nine games.
- The eight stolen bases through 17 games are the most since Anfernee Grier stole 11 bases in the first 17 games of 2016.
- As a team, Auburn is 26-of-29 in stolen bases this season and has been successful in 20 straight attempts.
- The 26 stolen bases are the most through 17 games since the team stole 30 bases in the first 17 games of 2016. The total is also more than half as many as last year's team stole in 66 games.
- All nine members of Auburn's regular starting lineup have stolen a base this season.

IT'S GOTTA BE THE NUMBER

- Casey Mize and Tanner Burns have served as Auburn's ace in the last two seasons and have both worn jersey number 32.
- Here is a comparison of their stats through non-conference play:
Casey Mize (2018): 4-0, 2.13 ERA, 25.1 IP, 3 BB, 38 K, .119 B/AVG
Tanner Burns (2019): 3-0, 0.68 ERA, 26.2 IP, 4 BB, 39 K, .124 B/AVG

DYNAMIC BULLPEN DUO

- Cody Greenhill and Elliott Anderson have made a combined 13 relief appearances this season and have posted a combined 1.27 ERA in 28.1 innings pitched.
- Anderson didn't allow a run in his first 13.1 innings this season and 15.2 innings dating back to last season. He has struck out 23 batters in 17.1 innings pitched and is holding opponents to a .190 average.
- Greenhill, who was to the 2019 NCBWA Preseason Stopper of the Year watch list, is tied for the team lead with two saves and is holding hitters to a .211 average.

WORTH THE WADE

- Garrett Wade has made back-to-back midweek starts and has allowed just one run on three hits with 16 strikeouts in 10.0 innings pitched in the last two weeks.
- Wade has struck out 21 batters in 14.0 innings this season and is holding opponents to a .124 batting average.

BACK TO OUR WINNING WAYS

- Auburn has won 95 games dating back to the start of the 2017 season, and the team's 80 wins from 2017-18 marked the most wins since winning 87 games from 1999-2000.
- The Tigers 95 wins are tied with Mississippi State for the fifth most in the SEC during the span - Florida (115), Arkansas (107), LSU (103) and Texas A&M (96).

NON-CONFERENCE SUCCESS

- Auburn started the 2018 season 15-0, marking the second-best start in program history, and went 22-4 overall in non-conference play, including 11-1 on the weekend.
- Dating back to the 2017 season, the Tigers are 54-14 in the non-conference and 31-6 against non-conference foes on the weekend.

CANADIAN CRUSHER

- Edouard Julien ranks tied for sixth in the conference and 29th in the country with five home runs this season.
- Julien broke Frank Thomas' freshman RBI record and led the SEC and all freshmen nationally with 69 RBI a season ago.
- He has recorded 22 HR and 85 RBI in his first 78 games at Auburn.

LATE-INNING LEAD

- Auburn is 13-0 when leading after seven and 14-0 when leading after eight this season.
- The Tigers are 98-8 when ahead after seven and 113-6 when ahead after eight under head coach Butch Thompson.
- Conversely, Auburn is 0-1 when trailing after seven and 0-2 when trailing after eight this season. The Tigers are 7-63 and 2-67, respectively, under Coach Thompson.

CORE POWER

- The Tigers return 41 home runs between the core trio of Julien (17), Will Holland (12) and Williams (12). The 41 home runs between the three players are the most among any returning trio in the SEC this season.
- Julien, Holland and Williams also drove in a combined 172 runs last season, totaling 16 more RBI than any other returning trio in the SEC this season.

WEALTH OF EXPERIENCE

- The team’s 43 returning home runs are the most since 2011 (62) and its 214 RBI are the most since 2016 (246).
- The Tigers also bring back 156 appearances, 25 wins, 362.0 innings pitched and 330 strikeouts. Those are the highest totals returning since 2016, 2014, 2014 and 2012, respectively.

THE GABE GROSS EFFECT

- In its first season under hitting coach Gabe Gross, Auburn set a program record for hit-by-pitches (84) and ranked in the top 10 in program history in a number of additional offensive categories.
 - Home runs: 73; 5th
 - Walks: 309; 5th
 - RBI: 423; 8th
 - Runs: 467; 8th
 - Extra-base hits: 201; 10th
 - Total bases: 977; 10th

PRESEASON RECOGNITION

- Burns and Holland garnered a wealth of preseason recognition, including becoming the first Auburn duo to be named to the Golden Spikes Award preseason watch list in the same season.
- Burns: Preseason First Team All-SEC, Golden Spikes Award preseason watch list, Second Team Preseason All-American by D1 Baseball, Third Team Preseason All-American by Collegiate Baseball.
- Holland: Golden Spikes Award preseason watch list, Second Team Preseason All-American by Perfect Game, Third Team All-American by D1 Baseball and NCBWA.

SEC SLATE

- Nine of Auburn’s 10 SEC series are against teams that currently rank in the top 25 and eight of the team’s conference series are against NCAA Regional teams from a year ago, including four NCAA Super Regional teams and two teams that advanced to the College World Series in Arkansas and Mississippi State.
- The Tigers five road trips in league play are to Mississippi State, South Carolina, Texas A&M, Vanderbilt and LSU. All Five teams made the 2018 NCAA Tournament and three - Mississippi State, South Carolina and Vanderbilt - advanced to a super regional.

BIG LEAGUE TIGERS

- In 2018, former Auburn pitcher Trey Wingenter became the 51st player in Auburn history to appear in the Major Leagues. He made his debut for the New York Yankees on July 14. Cooper, who has since been traded to the Miami Marlins, joined Toronto’s Josh Donaldson and Los Angeles’ Grant Dayton as former Tigers in the big leagues last season. Dayton has also since been traded to the Atlanta Braves.

TIGERS IN THE DRAFT

- Auburn had seven players selected in the 2018 MLB Draft, including the program’s first No. 1 overall draft pick in Casey Mize.
- The seven players drafted were the most in a season since 2010 (11) and tied for the second most in program history.
- The Tigers have had multiple players drafted every year since 2006 and at least one player selected for 44 straight years, which is tied for the longest streak in the SEC.

TAKE ‘EM TO SCHOOL

- Auburn has 11 players on its team that chose to attend Auburn rather than sign a professional contract, including four freshmen from the 2018 draft in June.

Player	Year	Round	Team
Ryan Bliss	2018	30th	Boston
Tanner Burns	2017	37th	NY (AL)
Davis Daniel	2018	11th	Milwaukee
	2016	34th	Chicago (NL)
Peyton Glavine	2017	37th	LA (AL)
Ryan Hoerter	2017	36th	Pittsburgh
Kason Howell	2018	20th	Boston
Edouard Julien	2017	37th	Philadelphia
Garrett Wade	2018	38th	Tampa Bay
Devin Warner	2018	30th	Arizona
Ryan Watson	2016	39th	LA (NL)
Steven Williams	2017	35th	NY (AL)

THE LAST TIME...

BATTING SUPERLATIVES

5 hits in a game Anfernee Grier at Kennesaw St. [5-for-6] (4/12/16)
 6 hits in a game Tyler Johnstone vs. Elon [6-for-7, 2B, 3B] (2/25/05)

Reached base 6 times Edouard Julien vs. Alabama A&M [3-3, 1 BB, 2 HBP] (4/3/18)

4 runs in a game Will Holland at Alabama (G2 - 4/21/18)
 5 runs in a game Edouard Julien vs. Alabama A&M (4/3/18)
 6 runs in a game never

10-game hitting streak **Ryan Bliss, 10 games, (2/17-3/5/19)**
 15-game hitting streak Jonah Todd, 16 games, (4/8-5/7/17)
 20-game hitting streak A. Grier, 22 games, (5/31/15-3/22/16)
 25-game hitting streak Justin Fradejas, 27 games (3/23-5/7/10)
 30-game hitting streak Casey Dunn, 31 games (2/22 [G1]-4/15/97)

3 doubles in a game Jordan Ebert vs. Southern (2/26/16)
 4 doubles in a game Ken Dempsey vs. Georgia (1971)

2 triples in a game Jay Gonzalez vs. Alabama State (2/28/12)
 3 triples in a game never

2 home runs in one game **Edouard Julien vs. Alabama A&M (2/20/19)**
 3 home runs in one game Tony Caldwell at Kentucky (4/9/11)

7 RBI in a game Steven Williams vs. Longwood (2/17/18)
 8 RBI in a game Justin Bryant at Georgia (3/19/10)
 9 RBI in a game Hunter Morris at Georgia (3/21/10)
 10 RBI in a game Bob Berry vs. Huntington (4/15/82)

Grand slam home run Edouard Julien vs. #4 Ole Miss (5/23/18)
Inside-the-park home run **Edouard Julien vs. Georgia Southern (2/17/19)**
 HR to begin game Will Holland at #5 Ole Miss (5/12/18)
 Two HR in one inning Dan Glevenyak at Jacksonville State (8th) (5/7/13)
HR in consecutive at-bats **Edouard Julien vs. Alabama A&M (2/20/19)**
HR in three consecutive at-bats **Edouard Julien vs. Alabama A&M/UCF (2/20-22/19)**
HR in consecutive games **Steven Williams vs. at UCF vs. Cincinnati (2/24-3/1/19)**
 HR in three consecutive games Brendan Venter (5/5-7/18)
 HR in three consecutive SEC games Trent Mummey (4/17-23/10)
 HR in four consecutive games Joseph Sanders (5/10-15/08)
 HR in four consecutive SEC games Mike Bianucci (5/2-9/08)
 HR in five consecutive games Tim Lemons (4/6-10/85)
 Walk-off HR Conor Davis vs. #6 South Carolina (4/2/17)
 Pinch-hit HR Edouard Julien vs. BYU (G1 - 3/3/18)
 Pinch-hit grand slam Edouard Julien vs. BYU (G1 - 3/3/18)
 HR in first at-bat of season Steven Williams vs. Longwood (2/17/18)
 HR in both games of DH Dylan Ingram at #7 Mississippi St. (4/29/17)

Hit for the cycle Clete Thomas [3B, 1B, 1B, HR, 2B] vs. Arkansas (4/3/05)

Hit from both sides of plate in same inning Damon Haecker [5th inn.] vs. Jacksonville St. (3/15/17)
 Two hits in same inning Josh Anthony [HR, 2B] vs. Army (6/2/18)

Stole home Justin Hargett vs. Davidson (Grn 2) [4th] (3/3/10)
Stole two bases in a game **Ryan Bliss vs. UT Martin (3/5/19)**
 Stole three bases in a game Anfernee Grier vs. Southern (2/26/16)

Hit by a pitch 2+ times in a game **Edouard Julien vs. UT Martin (2) (3/5/19)**
 Hit by a pitch 3+ times in a game Dan Glevenyak at Alabama (4) (4/11/14)

Scored 20 or more runs 20 at Alabama (G2 - 4/21/18)
 Scored 25 or more runs 25 vs. Longwood (2/17/18)
 Scored 30 or more runs 32 vs. Troy (3/2/94)

Scored 5 runs in an Inning **5, vs. UTSA (1st) (3/9/19)**
 Scored 6 runs in an Inning 6, at Alabama (6th) (4/20/18)
 Scored 7 runs in an Inning 7, vs. #17 Vanderbilt (5th) (5/6/18)
 Scored 8 runs in an Inning 8, vs. Texas A&M (8th) (3/17/18)
 Scored 9+ runs in an Inning 9, vs. Army (5th) (6/2/18)
 Scored 10+ runs in an Inning 11, at Alabama (8th) (G1 - 4/21/18)
 Recorded 10+ hits in an Inning 11, vs. Furman (5th) (2/12/00)
 Scored in every inning vs. Coppin State (3/18/14)

Recorded 15 or more hits **18, vs. UT Martin (3/5/19)**
 Recorded 20 or more hits 20, vs. BYU (G1 - 3/3/18)

Hit 3 or more home runs in an inning 3, vs. Northeastern (6th) (G1 - 3/10/18)
Hit 3 or more home runs in a game **3, at UCF (2/24/19)**
 Hit 5 or more home runs in a game 6, vs. Northeastern (G1 - 3/10/18)
 Hit 7 or more home runs in a game 7, vs. Mississippi State (5/8/10)
 Hit back-to-back home runs J. Anthony & W. Holland vs. Army (5th) (6/2/18)
 Hit back-to-back-to-back home runs B. Fletcher, H. Morris & K. Patterson vs. Mississippi State (5th) (5/8/10)

Had 5+ doubles 5, vs. N.C. State (6/3/18)
 Had 6+ doubles 6, vs. Georgia Tech (3/13/18)
 Had 7+ doubles 8, vs. BYU (G1 - 3/3/18)
 Had 8+ doubles 8, vs. BYU (G1 - 3/3/18)
 Had 9+ doubles vs. Tennessee (10) (5/15/10)

Stole 5+ bases in a game 6, vs. Alabama A&M (3/2/16)
 Stole 6+ bases in a game 6, vs. Alabama A&M (3/2/16)
 Stole 7+ bases in a game 7, vs. Presbyterian (5/8/12)
 Stole 8+ bases in a game 8, vs. Alcorn State (2/22/12)

Walked 10+ times 13, vs. Alabama A&M (4/3/18)
 Did not strike out in a game vs. Belmont (3/11/12)

PITCHING SUPERLATIVES

INDIVIDUAL
 Nine-inning no-hitter Casey Mize vs. Northeastern (3/9/18)
 Nine-inning no-hitter (combined) Mike Mueller [2.0], Lee Carter [1.0], Brandon Channell [1.0], Reid Price [1.0], Andrew Skinner [1.0], Arnold Hughey [1.0], Ken Clayton [1.0], Cory Duettt [0.2], Sean Jones [0.1] vs. UAB (3/19/02)

Seven-inning no-hitter Jason Johnson vs. LaGrange College (4/30/91)

Nine-inning perfect game Eric Brandon vs. Murray State (3/2/02)
 Seven-inning perfect game Jason Johnson vs. LaGrange College (4/30/91)

Nine-inning one-hitter (individual) Keegan Thompson vs. Presbyterian (3/1/14)
 Nine-inning one-hitter (combined) Justin Camp [6.2], Terrance Dedrick [1.1], Jay Wade [0.2], Rocky McCord [0.1], at Kennesaw St. (3/11/14)
 Five-inning one-hitter Kevin Davis [3.2], Jacob Milliman [1.1], vs. Radford (2/22/15)

Nine-inning two-hitter **Tanner Burns [9.0] vs. Cincinnati (3/1/19)**

Complete game **Jack Owen vs. UTSA (3/9/19)**
Complete game shutout **Jack Owen vs. UTSA (3/9/19)**
 Consecutive complete games K. Thompson vs. Arkansas & LSU (4/4 & 4/11/15)

Struck out 10 batters **10 by Tanner Burns vs. UTSA (3/8/19)**
 Struck out 11 batters 11 by Casey Mize vs. Army (6/2/18)
 Struck out 12 batters 12 by Casey Mize at Kentucky (3/23/18)
 Struck out 13 batters 13 by Casey Mize vs. Texas A&M (3/16/18)
Struck out 15 batters **15 by Tanner Burns vs. Cincinnati (3/1/19)**

TEAM
Struck out 15 batters **Garrett Wade [8], Kyle Gray [1], Will Morrison [1], Carson Skipper [5] vs. UT Martin (3/6/19)**
Struck out 16 batters **Garrett Wade [8], Kyle Gray [2], Elliott Anderson [6] at South Alabama (3/12/19)**
Struck out 17 batters **Carson Skipper [8], Elliott Anderson [2], Will Morrison [5], Blake Schilleci [2] vs. Alabama A&M (2/19/19)**
 Struck out 15 batters consecutive games vs. Ga State, at Missouri (4/5-7/16)
Shut out an opponent **5-0 vs. UTSA (3/9/19)**
Consecutive shutouts **6-0 vs. UTSA / 5-0 vs. UTSA (3/8-9/19)**
Three straight shutouts **2-0 vs. UT Martin / 6-0 vs. UTSA / 5-0 vs. UTSA (3/6-9/19)**
 Shut out an SEC opponent 14-0 vs. #17 Vanderbilt (5/4/18)
 Shut out an SEC opponent on the road 5-0 at Alabama (G1 - 4/21/18)
 Consecutive SEC shutouts 5-0 and 4-0 at Miss. State (3/27-28/15)
 Consecutive SEC shutouts on the road 5-0 and 4-0 at Miss. State (3/27-28/15)
 Was shut out 7-0 vs. #4 Ole Miss (5/25/18)
 Was held to one hit vs. #24 Missouri (4/1/18)
 Was no hit vs. #13 Arkansas (5/25/17)

FIELDING SUPERLATIVES
 2 errors in a game Josh Anthony vs. Texas A&M (3/17/18)
 3 errors in a game Luke Jarvis vs. Presbyterian (3/11/17)
 4 errors in a game Brett Burnham at Alabama (4/5/00)

3 double plays turned in a game vs. Alabama A&M (4/3/18)
 4 double plays turned in a game vs. Georgia Tech (4/4/17)
 5 double plays turned in a game never

Triple play (Auburn) vs. Memphis (5/22/78)
 Triple play (Opponent) at Florida [4th] (3/15/08)

Threw a runner out at HP to end game Will Holland vs. Presbyterian (3/12/17)

MISC. SUPERLATIVES
 Won 10 or more consecutive games 15 (2/16-3/10/18 [G1])
 Won 12 or more consecutive games 15 (2/16-3/10/18 [G1])
 Won 15 or more consecutive games 15 (2/16-3/10/18 [G1])
 Won 8 or more consecutive SEC games 9 (4/1-21/95)
 Lost 5 or more consecutive games 7 (5/6-5/13/17)

Home winning streak 21 (1964-66)
 Road winning streak 14 (1967/1995)
 Season-opening winning streak 17 (2/7-3/5/97)

Extra-innings victory **4-3, 13 innings vs. Georgia Southern (2/17/19)**
 Extra-innings loss 8-7, 10 innings at #16 Florida State (6/4/17)

Swept a 3-game series **vs. UTSA (3/8-9/19)**
 Swept a road series at Alabama (4/20-21/18)
 Swept a road SEC series at Alabama (4/20-21/18)
 Swept a SEC series vs. #17 Vanderbilt (5/4-6/18)
 Swept a 4-game series Maine (2/15-17/13)
 Swept a double header at Alabama (4/21/18)

Allowed 3 runs or fewer in a series **3 vs. UTSA (3/8-9/19)**
 Allowed 3 runs or fewer in a SEC series 3 vs. Miss. State (3/27-29/15)
Allowed 4 runs or fewer in a series **3 vs. UTSA (3/8-9/19)**
 Allowed 4 runs or fewer in a SEC series 4 vs. Georgia (4/23-25/15)
 Allowed 3 runs or fewer in a road series 3 vs. Miss. State (3/27-29/15)
 Allowed 3 runs or fewer in a SEC road series 3 vs. Miss. State (3/27-29/15)

Overcome a deficit of 7+ runs 7 runs, [7-0, 12-8] vs. Florida A&M (2/22/17)

Won a 1-0 game vs. Mercer (5/30/15) [NCAA Regional]
 Lost a 1-0 game vs. Ohio State (2/15/14)

Walk-off win **vs. Georgia Southern (13 inn.) (2/17/19)**
 Walk-off loss at #1 Florida (11 inn.) (6/11/18)

HITTER PROFILES

9 • RYAN BLISS IF

5-9 • 165 • FR • LaGrange, Ga. • Troup County

- Went on a season-high 10-game hitting streak from Feb. 17-Mar. 5
- Drafted in the 30th rd of the 2018 MLB Draft by Boston

CAREER STATISTICS

YEAR	AVG	GP-GS	AB	R	H	2B	3B	HR	RBI	SB-A
2019	.250	17-17	64	13	16	3	1	1	11	4-4

SEASON HIGHS
At Bats: 5, three times
Runs: 2, three times
Hits: 2, three times
Doubles: 1, three times
HR: 1, vs. Cincinnati (3/2)
RBI: 2, four times

24 • CONOR DAVIS IF

6-3 • 227 • JR • Roswell, Ga. • Blessed Trinity

- Matched his career high with his second HR of the season vs. UT Martin
- Is hitting .345 (10-for-29) in the last 10 games and is riding a six-game hitting streak

CAREER STATISTICS

YEAR	AVG	GP-GS	AB	R	H	2B	3B	HR	RBI	SB-A
2017	.282	52-38	163	22	46	11	0	1	29	1-4
2018	.268	53-47	164	26	44	9	0	2	34	3-6
2019	.291	14-13	55	8	16	2	0	2	8	1-1
TOTAL	.277	119-98	382	56	106	22	0	5	71	5-11

CAREER HIGHS
At Bats: 8, vs. Alabama (5/7/17)
Runs: 3, vs. Longwood (2/17/18)
Hits: 3, four times
Doubles: 2, at Texas A&M (4/9/17)
HR: 1, five times
RBI: 5, vs. Vanderbilt (5/6/18)

SEASON HIGHS
At Bats: 5, three times
Runs: 2, at UCF (2/24)
Hits: 2, five times
Doubles: 1, two times
HR: 1, two times
RBI: 2, two times

11 • CHASE HALL C

6-2 • 215 • R-JR • Roanoke, Ala. • Southern Union

- Recorded his first hit and drove in a pair of runs vs. Alabama A&M last Tuesday (Feb. 19)

CAREER STATISTICS

YEAR	AVG	GP-GS	AB	R	H	2B	3B	HR	RBI	SB-A
2019	.154	5-4	13	0	2	1	0	0	2	0-0

SEASON HIGHS
At Bats: 5, vs. AAMU (2/19)
Hits: 1, two times
Doubles: 1, vs. AAMU (2/19)
RBI: 2, vs. AAMU (2/19)

21 • JACKSON HENDERSON IF

6-0 • 175 • JR • Selma, Ala. • Lurleen B. Wallace

- Scored the game-tying run in the bottom of the ninth inning in game two vs. Georgia Southern (Feb. 16)

CAREER STATISTICS

YEAR	AVG	GP-GS	AB	R	H	2B	3B	HR	RBI	SB-A
2017*	.356	31	59	16	21	1	1	0	6	3-5
2018*	.242	49	124	23	30	8	0	1	14	8-8
2019	.000	3-0	1	1	0	0	0	0	0	0-0

CAREER HIGHS
At Bats: 4, seven times*
Runs: 3, at Huntingdon (4/21/18)*
Hits: 3, at Wallace-Selma (3/8/18)*
Doubles: 1, nine times*
RBI: 4, Enterprise State (4/21/18)*

SEASON HIGHS
At Bats: 1, vs. AAMU (2/19)
Runs: 1, vs. GS (2/16)
Hits: --
Doubles: --
RBI: --

*JUCO

17 • WILL HOLLAND IF

5-11 • 185 • JR • Lawrenceville, Ga. • Collins Hill

- Turned in a season-high four hits vs. UT Martin (3/5)
- Named a preseason All-American and member of the Golden Spikes Award watch list

CAREER STATISTICS

YEAR	AVG	GP-GS	AB	R	H	2B	3B	HR	RBI	SB-A
2017	.209	45-41	134	23	28	7	1	3	18	4-4
2018	.313	66-65	249	61	78	18	0	12	52	9-11
2019	.233	16-16	60	11	14	3	0	0	5	5-6
TOTAL	.271	127-122	443	95	120	28	1	15	75	18-21

CAREER HIGHS
At Bats: 6, three times
Runs: 4, at Alabama (4/21 - G2)
Hits: 4, two times
Doubles: 2, two times
HR: 2, two times
RBI: 4, two times

SEASON HIGHS
At Bats: 6, vs. UTM (3/5)
Runs: 3, vs. GS (2/15)
Hits: 4, vs. UTM (3/5)
Doubles: 1, three times
HR: --
RBI: 2, at UCF (2/24)

16 • KASON HOWELL OF

6-0 • 185 • FR • Argyle, Texas • Liberty Christian

- Went 4-for-11 and drove in four runs vs. UTSA, including a season-high three runs in the finale
- Drafted in the 20th rd of the 2018 MLB Draft by Boston

CAREER STATISTICS

YEAR	AVG	GP-GS	AB	R	H	2B	3B	HR	RBI	SB-A
2019	.310	17-17	58	11	18	3	0	0	14	8-9

SEASON HIGHS
At Bats: 4, nine times
Runs: 3, vs. AAMU (2/19)
Hits: 3, vs. AAMU (2/20)
Doubles: 1, three times
RBI: 3, vs. UTSA (3/9)

10 • EDOUARD JULIEN IF

6-1 • 183 • SO • Quebec City, Quebec • Cardinal-Roy

- Led the SEC and all freshmen nationally and broke Frank Thomas' Auburn freshman record with 69 RBI in 2018

CAREER STATISTICS

YEAR	AVG	GP-GS	AB	R	H	2B	3B	HR	RBI	SB-A
2018	.275	62-59	207	47	57	7	0	17	69	7-10
2019	.298	16-16	57	19	17	2	0	5	16	2-2
TOTAL	.280	78-75	264	66	74	9	0	22	85	9-12

CAREER HIGHS
At Bats: 5, seven times
Runs: 5, vs. Alabama A&M (4/3/18)
Hits: 3, five times
Doubles: 2, Alabama A&M (4/3/18)
HR: 2, vs. AAMU (2/20/19)
RBI: 4, six times

SEASON HIGHS
At Bats: 5, two times
Runs: 3, two times
Hits: 3, vs. UTM (3/5)
Doubles: 1, two times
HR: 2, vs. AAMU (2/20)
RBI: 3, three times

2 • EVERETT LAU IF/OF

5-10 • 185 • JR • Oahu, Hawaii • College of San Mateo

- Collected three hits and drove in a season-high five runs, including a three-run HR, vs. UT Martin (3/5)
- Two-time Golden Gate League First Team All-Conference

CAREER STATISTICS

YEAR	AVG	GP-GS	AB	R	H	2B	3B	HR	RBI	SB-A
2017*	.381	33-42	126	38	48	9	4	0	32	--
2018*	.381	45-45	181	48	69	17	2	4	45	--
2019	.261	8-6	23	4	6	1	0	1	6	0-0

SEASON HIGHS
At Bats: 6, vs. UTM (3/5)
Runs: 2, vs. UTM (3/5)
Hits: 3, vs. UTM (3/5)
Doubles: 1, vs. UTM (3/5)
HR: 1, vs. UTM (3/5)
RBI: 5, vs. UTM (3/5)

*JUCO

6 • MATT SCHEFFLER C

6-2 • 190 • JR • Kirkland, Wash. • Pierce

- Leads the team with a .414 average in the last 10 games and went 7-for-10 last week
- Hit his first HR in an Auburn uniform to break a scoreless tie in the sixth inning in game two vs. UTSA
- 2018 Tacoma Athletic Commission Player of the Year

CAREER STATISTICS

YEAR	AVG	GP-GS	AB	R	H	2B	3B	HR	RBI	SB-A
2017*	.349	36-36	126	26	44	5	1	2	19	--
2018*	.369	42-42	160	51	59	12	2	1	22	--
2019	.306	15-13	49	10	15	3	0	1	5	3-3

SEASON HIGHS
At Bats: 5, three times
Runs: 2, two times
Hits: 3, at UCF (2/24)
Doubles: 1, two times
HR: 1, vs. UTSA (3/9)
RBI: 1, five times

*JUCO

1 • JUDD WARD OF

6-1 • 195 • SO • Russellville, Ala. • Russellville

- Reached base in a career-high 13 straight games to start the season

CAREER STATISTICS

YEAR	AVG	GP-GS	AB	R	H	2B	3B	HR	RBI	SB-A
2018	.250	37-21	84	9	21	2	1	0	8	0-2
2019	.241	16-15	54	11	13	2	1	1	7	1-2
TOTAL	.246	53-36	138	20	34	4	2	1	15	1-4

CAREER HIGHS
At Bats: 5, seven times
Runs: 2, two times
Hits: 3, vs. GS (2/16/19)
Doubles: 1, four times
HR: 1, vs. AAMU (2/20/19)
RBI: 3, at UCF (2/24/19)

SEASON HIGHS
At Bats: 5, four times
Runs: 2, two times
Hits: 3, vs. GS (2/16/19)
Doubles: 1, two times
HR: 1, vs. AAMU (2/20)
RBI: 3, at UCF (2/24)

41 • STEVEN WILLIAMS OF

6-3 • 216 • SO • Albany, Ga. • Deerfield-Windsor

- Has reached base in 23 straight games dating back to the final six games of 2018

CAREER STATISTICS

YEAR	AVG	GP-GS	AB	R	H	2B	3B	HR	RBI	SB-A
2018	.291	65-65	244	54	71	10	1	12	51	1-1
2019	.262	17-17	65	15	17	3	0	2	10	1-1
TOTAL	.285	82-82	309	69	88	13	1	14	61	2-2

CAREER HIGHS
At Bats: 6, vs. Bryant (2/23/18)
Runs: 4, two times
Hits: 4, three times
Doubles: 2, vs. BYU (G1 - 3/3/18)
HR: 1, 14 times
RBI: 7, vs. Longwood (2/17/18)

SEASON HIGHS
At Bats: 5, three times
Runs: 3, vs. UC (3/2)
Hits: 3, two times
Doubles: 1, three times
HR: 1, two times
RBI: 3, at UCF (2/24)

4 • RANKIN WOLEY IF

6-0 • 210 • JR • Atlanta, Ga. • Chattahoochee Valley

- Has reached base in 17 games to start his Auburn career
- Leads the team in average, hits, doubles and RBI
- Named a 2018 NJCAA First Team All-American and the Alabama Community College Conference Player of the Year

CAREER STATISTICS

YEAR	AVG	GP-GS	AB	R	H	2B	3B	HR	RBI	SB-A
2017^	.267	26-8	45	8	12	4	1	0	5	0-0
2018*	.460	60-60	202	58	93	27	1	11	93	1-1
2019	.348	17-17	66	15	23	6	1	1	18	1-1

CAREER HIGHS
At Bats: 6, vs. GS (2/17/19)
Runs: 3, vs. Gulf Coast State (3/2/18)*
Hits: 4, two times*
Doubles: 3, vs. Faulkner (2/17/18)*
HR: 2, vs. Miami Dade (2/10/18)*
RBI: 5, at Wallace-Selma (4/21/18)

SEASON HIGHS
At Bats: 6, vs. GS (2/17)
Runs: 2, four times
Hits: 3, vs. AAMU (2/19)
Doubles: 2, UC (3/2)
HR: 1, at UCF (2/24)
RBI: 3, vs. UC (3/2)

^at LSU
 *JUCO

PITCHER PROFILES

14 • ELLIOTT ANDERSON LHP

6-3 • 212 • JR • Cartersville, Ga. • Cartersville

- Didn't allow a run in 13.1 innings to start the season and 15.2 innings dating back to last year
- Struck out six batters in 2.0 scoreless innings at South Alabama

CAREER STATISTICS

YEAR	ERA	W-L	G/S	IP	H	R	ER	BB	K	BAA
2017	6.39	1-0	14/0	12.2	20	9	9	8	9	.370
2018	3.64	5-0	24/0	29.2	25	18	12	15	32	.229
2019	0.52	2-0	7/0	17.1	12	1	1	3	23	.190
TOTAL	3.32	8-0	45/0	59.2	57	28	22	26	64	.252

CAREER HIGHS

Innings: 4.1, vs. Cincinnati (3/2/19)
Hits: 4, at Mississippi State (4/29/17)
Runs: 4, vs. South Alabama (3/7/17)
Earned Runs: 4, vs. South Alabama (3/7/17)
Strikeouts: 7, two times
Walks: 2, three times
Pitches: 69, vs. Cincinnati (3/2/19)

SEASON HIGHS

Innings: 4.1, vs. UC (3/2)
Hits: 3, three times
Runs: 1, vs. UC (3/2)
Earned Runs: 1, vs. UC (3/2)
Strikeouts: 7, vs. UC (2/15)
Walks: 2, at UCF (2/22)
Pitches: 69, vs. UC (3/2)

32 • TANNER BURNS RHP

6-0 • 205 • SO • Decatur, Ala. • Decatur

- Hasn't allowed a run in his last two starts (16.0 IP) and has struck out 25 batters with one walk in the span
- Tabbed the SEC Pitcher of the Week after matching the Auburn single-game record with 15 K vs. Cincinnati
- Named a preseason All-American and member of the Golden Spikes Award watch list

CAREER STATISTICS

YEAR	ERA	W-L	G/S	IP	H	R	ER	BB	K	BAA
2018	3.01	7-4	17/17	86.2	73	41	29	37	77	.225
2019	0.68	3-0	4/4	26.2	11	2	2	4	39	.124
TOTAL	2.46	10-4	21/21	113.1	84	43	31	41	116	.203

CAREER HIGHS

Innings: 9.0, vs. Cincinnati (3/1/19)
Hits: 7, vs. Northeastern (6/2/18)
Runs: 4, four times
Earned Runs: 4, vs. Vanderbilt (5/5/18)
Strikeouts: 15, vs. Cincinnati (3/1/19)
Walks: 4, two times
Pitches: 105, vs. Ole Miss (5/23/18)

SEASON HIGHS

Innings: 9.0, vs. UC (3/1)
Hits: 4, vs. UTSA (3/8)
Runs: 1, two times
Earned Runs: 1, two times
Strikeouts: 15, vs. UC (3/1)
Walks: 2, at UCF (2/22)
Pitches: 104, vs. UC (3/1)

13 • DAVIS DANIEL RHP

6-1 • 190 • JR • Montgomery, Ala. • St. James

- Drafted by Milwaukee in the 11th rd of the 2018 MLB Draft and elected to return to school
- Rated a top-100 junior by Perfect Game

CAREER STATISTICS

YEAR	ERA	W-L	G/S	IP	H	R	ER	BB	K	BAA
2017	5.89	4-3	17/16	70.1	75	47	46	26	61	.273
2018	4.86	3-4	19/10	66.2	74	40	36	32	70	.278
2019	4.50	0-0	1/1	2.0	4	2	1	0	4	.364
TOTAL	5.37	7-7	37/27	139.0	153	89	83	58	135	.277

CAREER HIGHS

Innings: 8.0, at Tennessee (4/15/17)
Hits: 9, at Texas A&M (4/9/17)
Runs: 7, two times
Earned Runs: 7, two times
Strikeouts: 8, two times
Walks: 4, three times
Pitches: 109, vs. Missouri (3/31/18)

SEASON HIGHS

Innings: 2.0, vs. GS (2/15)
Hits: 4, vs. GS (2/15)
Runs: 2, vs. GS (2/15)
Earned Runs: 1, vs. GS (2/15)
Strikeouts: 4, vs. GS (2/15)
Walks: --
Pitches: 47, vs. GS (2/15)

43 • RICHARD FITTS RHP

6-23 • 185 • FR • Helena, Ala. • Helena

- Earned his first collegiate win after throwing 2.0 innings of relief vs. UT Martin (3/6)

CAREER STATISTICS

YEAR	ERA	W-L	G/S	IP	H	R	ER	BB	K	BAA
2019	5.40	1-0	4/0	6.2	8	4	4	1	4	.296

SEASON HIGHS

Innings: 2.1, vs. GS (2/17)
Hits: 2, four times
Runs: 1, four times
Earned Runs: 1, four times
Strikeouts: 2, at UCF (2/24)
Walks: 1, vs. GS (2/17)
Pitches: 47, vs. GS (2/15)

18 • BROOKS FULLER LHP

6-12 • 215 • FR • Auburn, Ala. • Auburn

- Hasn't allowed an earned run since he made his collegiate debut on Feb. 16
- Named the 2018 ASWA Pitcher and Player of the Year

CAREER STATISTICS

YEAR	ERA	W-L	G/S	IP	H	R	ER	BB	K	BAA
2019	0.96	0-0	5/1	9.1	5	6	1	7	4	.152

SEASON HIGHS

Innings: 3.0, vs. AAMU (2/20)
Hits: 2, vs. AAMU (2/20)
Runs: 3, vs. UTM (3/5)
Earned Runs: 1, vs. GS (2/16)
Strikeouts: 3, vs. AAMU (2/20)
Walks: 3, vs. UTM (3/5)
Pitches: 46, vs. AAMU (2/20)

23 • PEYTON GLAVINE LHP

5-11 • 176 • SO • Alpharetta, Ga. • Blessed Trinity

CAREER STATISTICS

YEAR	ERA	W-L	G/S	IP	H	R	ER	BB	K	BAA
2018	27.00	0-0	5/0	3.0	10	9	9	2	5	.526
2019	0.00	0-0	3/0	2.2	3	0	0	2	5	.273
TOTAL	14.29	0-0	8/0	5.2	13	9	9	4	10	.433

CAREER HIGHS

Innings: 1.0, four times
Hits: 5, vs. Northeastern (3/10/18)
Runs: 6, vs. Northeastern (3/10/18)
Earned Runs: 6, vs. Northeastern (3/10/18)
Strikeouts: 3, vs. Longwood (2/17/18)
Walks: 2, vs. AAMU (2/20/19)
Pitches: 35, vs. AAMU (2/20/19)

SEASON HIGHS

Innings: 1.0, two times
Hits: 3, vs. AAMU (2/20)
Runs: --
Earned Runs: --
Strikeouts: 2, two times
Walks: 2, vs. AAMU (2/20)
Pitches: 35, vs. AAMU (2/20)

36 • KYLE GRAY LHP

5-10 • 205 • R-JR • Austin, Texas • Blinn

- Ranked in the top-50 in the NJCAA in strikeouts and K/9.0 in 2018

CAREER STATISTICS

YEAR	ERA	W-L	G/S	IP	H	R	ER	BB	K	BAA
2017*	7.85	0-0	11/--	18.1	27	16	16	9	25	--
2018*	2.73	7-1	12/--	66.0	56	25	20	19	91	--
2019	6.14	0-1	4/2	7.1	7	7	5	5	7	.241

CAREER HIGHS

Innings: 7.0, four times*
Hits: 9, at Alvin (4/20/18)*
Runs: 6, two times*
Earned Runs: 6, two times*
Strikeouts: 12, vs. Laredo (3/24/18)*
Walks: 4, vs. Temple (2/16/18)*
Pitches: --
 *JUCCO

SEASON HIGHS

Innings: 3.0, vs. GS (2/17)
Hits: 3, at UCF (2/23)
Runs: 4, at UCF (2/23)
Earned Runs: 4, at UCF (2/23)
Strikeouts: 3, vs. GS (2/17)
Walks: 2, two times
Pitches: 69, vs. GS (2/17)

20 • CODY GREENHILL RHP

6-4 • 216 • SO • Russellville, Ala. • Russellville

- Tied for the team lead in appearances
- Finished his fifth game of the season vs. UTSA (3/6)
- Earned a spot on the 2019 NCBWA Stopper of the Year Award watch list

CAREER STATISTICS

YEAR	ERA	W-L	G/S	IP	H	R	ER	BB	K	BAA
2018	2.30	6-3	21/0	58.2	53	17	15	19	55	.242
2019	2.45	0-0	6/0	11.0	8	4	3	2	6	.211
TOTAL	2.33	6-3	27/0	69.2	61	21	18	21	61	.237

CAREER HIGHS

Innings: 5.0, at Florida (4/27/18)
Hits: 6, two times
Runs: 3, two times
Earned Runs: 3, at N.C. State (6/3/18)
Strikeouts: 5, two times
Walks: 3, vs. Georgia State (2/20/18)
Pitches: 86, at N.C. State (6/3/18)

SEASON HIGHS

Innings: 2.2, vs. GS (2/16)
Hits: 4, vs. GS (2/16)
Runs: 2, vs. UTSA (3/9)
Earned Runs: 1, three times
Strikeouts: 4, vs. UTSA (3/9)
Walks: 1, two times
Pitches: 36, vs. UTSA (3/9)

8 • BAILEY HORN LHP

6-2 • 212 • R-SO • West, Texas • McLennan

- Rated a top-75 junior college prospect by Perfect Game
- Missed last season with an arm injury

CAREER STATISTICS

YEAR	ERA	W-L	G/S	IP	H	R	ER	BB	K	BAA
2017*	3.86	7-0	15/--	77.0	68	44	33	34	77	--
2019	14.54	0-0	3/2	4.1	10	7	7	2	1	.435

CAREER HIGHS

Innings: 7.1, vs. Grayson (3/8/17)*
Hits: 7, two times*
Runs: 6, vs. San Jac-North (5/30/17)*
Earned Runs: 6, vs. San Jac (5/30/17)*
Strikeouts: 8, at North Central Texas (4/19/17)*
Walks: 4, three times*
Pitches: --
 *JUCCO

SEASON HIGHS

Innings: 3.0, vs. GS (2/17)
Hits: 5, at UCF (2/24)
Runs: 4, at UCF (2/24)
Earned Runs: 4, at UCF (2/24)
Strikeouts: 1, vs. UTM (3/5)
Walks: 1, two times
Pitches: 52, vs. GS (2/17)

33 • WILL MORRISON RHP

6-2 • 180 • FR • Cullman, Ala. • Cullman

- Struck out five of eight batters faced vs. Alabama A&M
- Named the 2018 6A Pitcher of the Year by AL.com
- Two-time Collegiate Baseball First Team High School All-American

CAREER STATISTICS

YEAR	ERA	W-L	G/S	IP	H	R	ER	BB	K	BAA
2019	5.40	0-0	4/0	5.0	5	3	3	2	6	.263

SEASON HIGHS

Innings: 2.0, two times
Hits: 2, vs. GS (2/16)
Runs: 2, vs. GS (2/16)
Earned Runs: 2, vs. GS (2/16)
Strikeouts: 5, vs. AAMU (2/19)
Walks: 1, two times
Pitches: 40, vs. AAMU (2/19)

44 • JACK OWEN LHP

6-2 • 174 • SO • Aliso Viejo, Calif. • JSerra Catholic

- Named the SEC Pitcher of the Week after throwing the first complete-game shutout of his career vs. UTSA
- Turned in a career day with 10 strikeouts in 7.0 scoreless inning in his first weekend start vs. Cincinnati
- Hasn't allowed a run in 19.1 IP and hasn't given up an earned run in 27.1 innings dating back to last season

CAREER STATISTICS

YEAR	ERA	W-L	G/S	IP	H	R	ER	BB	K	BAA
2018	5.97	2-2	14/7	34.2	43	24	23	16	35	.312
2019	0.00	3-0	4/2	25.0	14	1	0	2	29	.165
TOTAL	3.47	5-2	18/9	59.2	57	25	23	18	64	.256

CAREER HIGHS

Innings: 9.0, vs. UTSA (3/9/19)
Hits: 9, at Georgia Tech (3/20/18)
Runs: 6, at Georgia Tech (3/20/18)
Earned Runs: 6, at Georgia Tech (3/20/18)
Strikeouts: 10, vs. Cincinnati (3/2/19)
Walks: 2, five times
Pitches: 98, vs. UTSA (3/9/19)

SEASON HIGHS

Innings: 9.0, vs. UTSA (3/9)
Hits: 4, two times
Runs: 1, at UCF (2/23)
Earned Runs: --
Strikeouts: 10, vs. UC (3/2)
Walks: 2, vs. GS (2/17)
Pitches: 98, vs. UTSA (3/9)

29 • CARSON SKIPPER LHP

6-3 • 195 • FR • Trussville, Ala. • Hewitt-Trussville

- Threw 2.1 perfect innings with five strikeouts and earned the save vs. UT Martin (3/6)
- Tossed 4.2 scoreless innings and earned his third win three days later
- Three-time ASWA 7A First Team All-State honoree
- 2018 AL.com All-Birmingham Player of the Year

CAREER STATISTICS

YEAR	ERA	W-L	G/S	IP	H	R	ER	BB	K	BAA
2019	2.84	3-0	6/3	19.0	18	8	6	4	24	.247

SEASON HIGHS

Innings: 4.2, vs. UTSA (3/9)
Hits: 5, two times
Runs: 4, vs. Cincinnati (3/2)
Earned Runs: 3, two times
Strikeouts: 8, vs. AAMU (2/19)
Walks: 3, at UCF (2/24)
Pitches: 70, vs. UTSA (3/9)

40 • GARRETT WADE LHP

6-2 • 205 • FR • Hartselle, Ala. • Hartselle

- Has made back-to-back midweek starts and turned in outings of 5.0 innings with eight strikeouts
- Named a 2017 Under Armour All-American and the 2018 Alabama Gatorade Player of the Year
- Drafted in the 38th rd of the 2018 MLB Draft by Tampa Bay

CAREER STATISTICS

YEAR	ERA	W-L	G/S	IP	H	R	ER	BB	K	BAA
2019	0.64	3-0	4/2	14.0	6	1	1	7	21	.128

SEASON HIGHS

Innings: 5.0, two times
Hits: 3, vs. AAMU (2/20)
Runs: 1, at USA (3/12)
Earned Runs: 1, at USA (3/12)
Strikeouts: 8, two times
Walks: 4, at USA (3/12)
Pitches: 91, at USA (3/12)

37 • RYAN WATSON RHP

6-5 • 215 • JR • Auburn, Ala. • Auburn

CAREER STATISTICS

YEAR	ERA	W-L	G/S	IP	H	R	ER	BB	K	BAA
2017	5.17	1-1	22/2	31.1	39	21	18	11	22	.298
2018	4.76	0-0	7/2	11.1	13	6	6	5	9	.310
2019	4.15	0-1	4/0	8.2	7	4	4	1	4	.241
TOTAL	4.91	1-2	33/4	51.1	59	31	28	17	35	.292

CAREER HIGHS

Innings: 3.1, three times
Hits: 5, two times
Runs: 3, two times
Earned Runs: 3, two times
Strikeouts: 3, two times
Walks: 3, vs. Memphis (3/14/18)
Pitches: 60, vs. Memphis (3/14/18)

SEASON HIGHS

Innings: 3.1, vs. GS (2/16)
Hits: 3, at UCF (2/23)
Runs: 2, vs. GS (2/16)
Earned Runs: 2, vs. GS (2/16)
Strikeouts: 2, vs. GS (2/16)
Walks: 1, vs. UTM (3/5)
Pitches: 44, vs. GS (2/16)

BIG INNINGS

Innings with four or more runs

AUBURN - 8

Date	Opponent	Inn.	Batters	R	H	E	Score
2/15	Georgia Southern	1	10	5	4	1	5-1
2/16	Georgia Southern	3	8	4	4	1	4-0
2/19	Alabama A&M	3	9	4	2	2	5-1
2/24	at UCF	4	7	4	4	0	9-6
3/2	Cincinnati (G2)	1	8	4	2	1	4-2
3/5	UT Martin	3	9	4	6	0	5-6
3/8	UTSA	3	8	4	3	1	4-0
3/9	UTSA (G2)	1	8	5	5	0	5-0

Record with a big inning: 7-1
Record without a big inning: 8-1

OPPONENT - 1

Date	Opponent	Inn.	Batters	R	H	E	Score
2/24	at UCF	2	8	4	5	1	3-5

Record when allowing a big inning: 1-0
Record when not allowing a big inning: 14-2

AUBURN IN THE NATIONAL AND SEC RANKINGS

TEAM	TOTAL	NCAA	SEC
Shutouts	5	2	2
BB/9.0 IP	2.36	2	1
K-BB Ratio	4.26	4	3
WHIP	1.00	4	3
ERA	2.14	4	3
Sac Flies	12	12	3
Hits Allowed/9.0 IP	6.64	15	5
Walks	91	32	7
K/9.0 IP	10.1	39	10
Runs	119	46	14
Stolen Bases	26	49	7

INDIVIDUAL

14 ELLIOTT ANDERSON	TOTAL	NCAA	SEC
ERA	0.52	16	6
K-BB Ratio	7.67	48	10

9 RYAN BLISS	TOTAL	NCAA	SEC
Sac Flies	3	13	2

32 TANNER BURNS	TOTAL	NCAA	SEC
Complete Games	1	4	1
Strikeouts	39	6	2
WHIP	0.56	6	2
H/9.0 IP	3.71	19	4
Wins	3	24	9
ERA	0.68	24	7
K-BB Ratio	9.75	29	8
K/9.0 IP	13.16	47	7

16 KASON HOWELL	TOTAL	NCAA	SEC
Sac Flies	4	4	1
Stolen Bases	8	50	7

10 EDOUARD JULIEN	TOTAL	NCAA	SEC
Home Runs	5	29	6
Walks	15	45	9

44 JACK OWEN	TOTAL	NCAA	SEC
ERA	0.00	1	1
Complete Games	1	4	1
K-BB Ratio	14.50	11	5
WHIP	0.64	12	3
BB/9.0 IP	0.72	17	3
Wins	3	24	9

29 CARSON SKIPPER	TOTAL	NCAA	SEC
Wins	3	24	9

40 GARRETT WADE	TOTAL	NCAA	SEC
Wins	3	24	9

GAMEDAY EXPERIENCE: SAMFORD STADIUM-HITCHCOCK FIELD AT PLAINSMAN PARK

» Auburn's baseball home for the past 68 seasons, Samford Stadium-Hitchcock Field at Plainsman Park seats 4,096, including 3,227 chairback seats. Auburn's baseball field has been called a renaissance of Camden Yard proportions and received a new 24x64 foot video board, sound system and lighting prior to 2017.



PITCHING CAREERS

ELLIOTT ANDERSON'S CAREER APPEARANCES

2017 - FRESHMAN YEAR

Date	Opp (Res.)	DEC	QS	IP	H	R	ER	BBSO	HR	ERA	NP
2/17	GEORGE WASHINGTON (W, 9-0)	-	-	1.0	0	0	0	0	1	0.00	9
2/22	FLORIDA A&M (W, 12-8)	-	-	0.0	2	3	3	2	0	27.00	14
3/3	LIPSCOMB (W, 8-0)	-	-	0.1	1	0	0	1	1	20.25	20
3/7	SOUTH ALABAMA (L, 3-14)	-	-	0.2	3	4	4	2	1	31.50	22
3/10	PRESBYTERIAN (L, 8-11)	-	-	0.2	0	0	0	0	0	23.62	2
3/15	JACKSONVILLE STATE (W, 10-1)	-	-	2.0	3	0	0	0	1	13.50	25
4/25	TROY (L, 2-5)	-	-	1.2	2	0	0	2	0	9.95	22
4/29	at #7 Mississippi State (W, 5-3)	W	-	2.1	4	1	1	0	1	8.31	36
5/7	ALABAMA (L, 9-11)	-	-	0.2	0	0	0	1	0	7.71	11
5/9	at UAB (L, 2-8)	-	-	1.1	2	1	1	1	1	7.59	31
5/12	at #10 LSU (L, 3-5)	-	-	0.1	1	0	0	0	0	7.36	3
5/20	OLE MISS (L, 4-8)	-	-	1.1	1	0	0	0	1	6.57	19
5/24	vs. #4 Florida (L, 4-5)	-	-	0.0	0	0	0	1	0	6.57	5
6/5	at #16 Florida State (L, 0-6)	-	-	0.1	1	0	0	0	0	6.39	8

2018 - SOPHOMORE YEAR

Date	Opp (Res.)	DEC	QS	IP	H	R	ER	BBSO	HR	ERA	NP
2/18	LONGWOOD (W, 3-0)	-	-	2.0	1	0	0	1	2	0.00	31
2/21	TROY (W, 6-5)	-	-	0.1	3	3	0	1	0	0.00	21
2/24	BRYANT (W, 13-4)	W	-	2.1	0	0	0	0	0	0.00	34
2/27	at #15 South Alabama (W, 7-6)	W	-	1.0	1	2	2	1	2	3.18	19
3/2	BYU (W, 4-3)	-	-	0.0	1	0	0	0	0	3.18	2
3/6	at UAB (W, 11-8)	-	-	1.0	2	2	0	0	1	2.70	21
3/13	GEORGIA TECH (W, 12-7)	W	-	3.1	2	3	3	1	3	4.50	45
3/17	#6 TEXAS A&M (W, 11-5)	-	-	1.0	2	1	1	1	1	4.91	26
3/20	at Georgia Tech (L, 6-4)	-	-	2.0	2	0	0	2	4	4.15	45
3/23	at #8 Kentucky (L, 5-4)	-	-	0.0	0	0	0	0	0	4.15	1
3/25	at #8 Kentucky (L, 13-3)	-	-	0.0	1	2	2	1	0	5.54	13
3/27	vs. Alabama (W, 5-2)	-	-	0.0	0	0	0	1	0	5.54	5
4/3	ALABAMA A&M (W, 19-5)	W	-	1.2	0	0	0	0	1	4.91	18
4/10	at Samford (L, 12-3)	-	-	1.2	0	1	0	1	1	4.41	28
4/14	MISSISSIPPI STATE (L, 7-2)	-	-	1.0	0	0	0	1	1	4.15	20
4/17	UAB (W, 12-2)	W	-	4.0	0	0	0	1	7	3.37	48
4/24	SAMFORD (W, 7-2)	-	-	3.2	3	0	0	1	4	2.88	51
4/26	at #1 Florida (L, 3-1)	-	-	0.2	1	0	0	1	1	2.81	16
5/5	#17 VANDERBILT (W, 11-5)	-	-	0.2	2	1	1	1	0	3.08	10
5/10	at #5 Ole Miss (L, 5-4)	-	-	0.2	1	0	0	0	0	3.00	10
5/11	at #5 Ole Miss (L, 8-3)	-	-	1.0	1	1	1	0	1	3.21	15
5/15	at Troy (L, 9-5)	-	-	0.1	2	2	2	0	0	3.81	9
5/25	vs. #4 Ole Miss (L, 7-0)	-	-	0.1	0	0	0	1	0	3.77	4
6/2	vs. Army (W, 12-1)	-	-	1.0	1	0	0	0	2	3.64	18

2019 - JUNIOR YEAR

Date	Opp (Res.)	DEC	QS	IP	H	R	ER	BBSO	HR	ERA	NP
2/15	GEORGIA SOUTHERN (W, 11-2)	W	-	4.0	2	0	0	0	7	0.00	45
2/19	ALABAMA A&M (W, 10-1)	-	-	2.0	1	0	0	2	0	0.00	29
2/22	at UCF (W, 4-1)	-	-	2.0	3	0	0	2	2	0.00	42
2/24	at UCF (W, 13-9)	-	-	1.0	0	0	0	0	0	0.00	9
3/3	CINCINNATI (W, 9-5)	W	-	4.1	3	1	1	1	6	0.68	69
3/8	UTSA (W, 6-0)	-	-	2.0	0	0	0	0	0	0.59	19
3/12	at South Alabama (W, 6-2)	-	-	2.0	3	0	0	0	6	0.47	38

TANNER BURNS' CAREER APPEARANCES

*-Starter

2018 - FRESHMAN YEAR

Date	Opp (Res.)	DEC	QS	IP	H	R	ER	BBSO	HR	ERA	NP
2/18	*LONGWOOD (W, 3-0)	W	-	5.0	4	0	0	0	6	0.00	64
2/24	*BRYANT (W, 3-1)	-	-	7.0	2	1	1	2	8	0.75	96
3/3	*BYU (W, 9-5)	W	-	5.0	4	1	1	2	4	1.06	79
3/10	*NORTHEASTERN (L, 2-1)	L	-	4.1	5	2	2	4	5	1.69	84
3/18	*#6 TEXAS A&M (L, 5-1)	L	-	5.0	5	3	2	3	4	2.05	84
3/25	*at #8 Kentucky (L, 13-3)	L	-	2.0	4	4	3	3	2	2.86	50
4/1	*#24 MISSOURI (L, 5-0)	L	-	5.0	1	4	0	3	6	2.43	94
4/8	*at #5 Arkansas (L, 5-4)	-	-	6.0	4	2	1	2	7	0.29	94
4/15	*MISSISSIPPI STATE (W, 7-5)	-	-	4.2	5	3	3	1	4	2.66	71
4/21	*at Alabama (W, 5-0)	W	X	7.0	4	0	0	1	7	0.29	99
4/27	*at #1 Florida (W, 11-5)	-	-	4.0	3	3	2	6	2	2.62	85
5/5	*#17 VANDERBILT (W, 11-5)	W	-	5.0	5	4	4	2	5	3.00	79
5/12	*at #5 Ole Miss (L, 10-3)	-	-	1.2	3	3	3	3	1	0.36	40
5/17	*LSU (W, 11-4)	W	X	6.0	6	4	2	2	4	1.33	97
5/23	*vs. #4 Ole Miss (W, 9-3)	W	X	7.0	6	3	1	2	3	0.33	105
6/1	*vs. Northeastern (W, 13-4)	W	X	6.0	7	3	2	1	2	1.32	96
6/10	*vs. #1 Florida (W, 3-2)	-	-	6.0	5	1	1	4	3	0.91	97

2019 - SOPHOMORE YEAR

Date	Opp (Res.)	DEC	QS	IP	H	R	ER	BBSO	HR	ERA	NP
2/16	*GEORGIA SOUTHERN (L, 5-7)	-	-	5.0	3	1	1	1	7	0.80	74
2/22	*at UCF (W, 4-1)	W	-	5.2	2	1	1	2	7	0.69	96
3/1	*CINCINNATI (W, 5-0)	W	X	9.0	2	0	0	0	15	0.92	104
3/8	*UTSA (W, 6-0)	W	X	7.0	4	0	0	1	10	0.68	99

DAVIS DANIEL'S CAREER APPEARANCES

*-Starter

2017 - FRESHMAN YEAR

Date	Opp (Res.)	DEC	QS	IP	H	R	ER	BBSO	HR	ERA	NP	
2/19	*GEORGE WASHINGTON (W, 4-3)	-	-	4.1	7	2	2	0	3	0	4.15	75
2/26	*HOLY CROSS (W, 13-4)	-	-	4.1	5	2	2	0	6	1	4.15	72
3/5	*LIPSCOMB (L, 7-8)	-	-	1.1	5	5	5	2	1	0	8.10	45
3/8	*KENNESAW STATE (W, 6-4)	-	-	2.0	1	0	0	0	1	0	6.75	19
3/12	*PRESBYTERIAN (W, 8-0)	W	X	6.0	3	0	0	2	8	0	4.50	92
3/19	*#5 FLORIDA (W, 6-5)	-	-	2.1	3	4	4	1	0	0	5.75	45
3/26	*at Georgia (W, 4-1)	W	X	6.0	4	0	0	1	6	0	4.44	-
4/1	*#6 SOUTH CAROLINA (L, 0-7)	L	-	5.1	4	4	4	2	4	0	4.83	93
4/9	*at Texas A&M (L, 1-3)	L	-	5.1	9	3	3	1	5	0	4.86	90
4/15	*at Tennessee (W, 8-1)	W	X	8.0	3	0	0	3	5	0	4.00	101
4/22	*#16 ARKANSAS (L, 3-7)	-	-	5.0	5	3	3	2	3	1	4.14	92
4/29	*at #7 Mississippi State (W, 17-8)	-	-	4.1	6	7	7	2	1	3	4.97	81
5/7	*ALABAMA (L, 9-11)	-	-	4.0	5	3	3	1	5	1	5.09	67
5/13	at #10 LSU (L, 1-9)	-	-	1.1	0	2	2	3	0	0	5.28	29
5/19	*OLE MISS (W, 9-1)	W	X	6.1	4	1	1	3	8	0	4.91	106
5/25	*vs. #13 Arkansas (L, 0-12)	L	-	3.1	6	7	7	2	5	2	5.58	65
6/4	*at #16 Florida State (L, 7-8)	-	-	1.0	5	4	3	1	0	0	5.89	42

2018 - SOPHOMORE YEAR

Date	Opp (Res.)	DEC	QS	IP	H	R	ER	BBSO	HR	ERA	NP	
2/17	*LONGWOOD (W, 25-1)	W	-	3.0	1	0	0	1	3	0	0.00	52
2/24	*BRYANT (13-4)	-	-	3.2	7	4	4	0	2	1	5.40	74
3/3	*BYU (W, 21-4)	W	-	6.0	6	4	4	2	5	1	5.68	93
3/10	*NORTHEASTERN (W, 14-8)	-	-	3.1	7	1	1	2	4	0	5.06	73
3/17	*#6 TEXAS A&M (W, 11-5)	-	-	4.2	5	3	1	4	5	0	4.35	94
3/25	*at #8 Kentucky (W, 4-3)	-	-	5.0	3	1	1	4	4	0	3.86	92
3/31	*#24 MISSOURI (L, 2-1)	L	X	6.2	5	2	1	2	7	0	3.34	109
4/7	*at #5 Arkansas (L, 13-2)	L	-	2.0	4	4	3	2	0	0	3.93	42
4/10	at Samford (L, 12-3)	-	-	1.1	4	2	2	1	2	1	4.29	33
4/14	*MISSISSIPPI STATE (L, 7-2)	L	-	3.0	7	6	6	2	5	0	5.35	69
4/21	at Alabama (W, 20-5)	W	-	4.1	2	1	1	1	3	0	5.02	53
4/28	at #1 Florida (L, 12-3)	-	-	0.1	3	2	2	2	0	0	5.40	21
5/6	*#17 VANDERBILT (W, 14-0)	-	-	1.0	1	0	0	0	2	0	5.28	18
5/10	*at #5 Ole Miss (L, 5-4)	L	-	5.0	6</							

CODY GREENHILL'S CAREER APPEARANCES

2018 - FRESHMAN YEAR

Date	Opp (Res.)	DEC	QS	IP	H	R	ER	BBSO	HR	ERA	NP
2/16	LONGWOOD (W, 6-0)	-	-	1.0	1	0	0	1	0	0.00	23
2/20	GEORGIA STATE (W, 3-2)	W	-	3.1	0	0	0	3	4	0.00	66
2/24	BRYANT (W, 13-4)	-	-	2.0	3	0	0	0	4	0.00	39
2/27	at #15 South Alabama (W, 7-6)	-	-	2.0	2	0	0	1	1	0.00	26
3/3	BYU (W, 9-5)	-	-	3.1	5	1	1	1	4	0.77	48
3/6	at UAB (W, 11-8)	-	-	2.0	0	0	0	0	3	0.66	20
3/10	NORTHEASTERN (L, 2-1)	-	-	4.2	1	0	0	1	4	0.49	59
4/3	ALABAMA A&M (W, 19-5)	-	-	1.0	1	0	0	0	1	0.47	15
4/8	at #5 Arkansas (L, 5-4)	L	-	1.2	1	1	1	2	1	0.86	33
4/15	MISSISSIPPI STATE (W, 7-5)	W	-	4.1	5	2	2	0	5	1.42	78
4/21	at Alabama (W, 5-0)	-	-	2.0	2	0	0	1	4	1.32	38
4/27	at #1 Florida (W, 11-5)	W	-	5.0	6	2	2	2	3	1.67	81
5/5	#17 VANDERBILT (W, 11-5)	-	-	3.1	1	0	0	2	3	1.51	44
5/12	at #5 Ole Miss (L, 10-3)	L	-	4.2	3	1	1	1	3	1.56	69
5/17	LSU (W, 11-4)	-	-	3.0	3	0	0	0	2	1.45	39
5/19	LSU (W, 14-5)	-	-	2.0	3	3	1	1	3	1.59	38
5/22	vs. Kentucky (W, 4-3[11])	W	-	3.0	3	0	0	0	2	1.49	36
5/25	vs. #4 Ole Miss (L, 7-0)	-	-	2.2	4	2	2	0	2	1.76	48
6/3	at #11 N.C. State (W, 15-7)	W	-	4.1	6	3	3	2	5	2.11	86
6/10	vs. #1 Florida (W, 3-2)	W	-	3.0	2	1	1	1	1	2.16	42
6/11	at #1 Florida (L, 3-2)	L	-	0.1	1	1	1	0	0	2.30	8

2019 - SOPHOMORE YEAR

Date	Opp (Res.)	DEC	QS	IP	H	R	ER	BBSO	HR	ERA	NP
2/16	GEORGIA SOUTHERN (L, 5-7)	-	-	2.2	4	1	1	1	0	3.38	34
2/22	at UCF (W, 4-1)	-	-	1.1	0	0	0	0	1	2.25	18
3/2	CINCINNATI (W, 5-0)	-	-	2.0	0	0	0	1	1	1.29	27
3/5	UT MARTIN (W, 15-9)	-	-	2.0	1	1	1	0	0	2.00	15
3/9	UTSA (W, 8-3)	-	-	2.0	3	2	1	0	4	2.45	36

RYAN HOERTER'S CAREER APPEARANCES

*-Starter

2018 - FRESHMAN YEAR

Date	Opp (Res.)	DEC	QS	IP	H	R	ER	BBSO	HR	ERA	NP
2/17	LONGWOOD (W, 25-1)	-	-	1.0	1	0	0	0	0	0.00	9
2/24	BRYANT (W, 13-4)	-	-	1.0	0	0	0	0	1	0.00	13
3/6	*at UAB (W, 11-8)	-	-	3.0	3	4	4	2	1	7.20	64
3/13	*GEORGIA TECH (W, 12-7)	-	-	1.0	1	0	0	4	1	6.00	35
3/25	at #8 Kentucky (L, 13-3)	-	-	1.0	3	2	2	0	1	7.71	18
4/3	ALABAMA A&M (W, 19-5)	-	-	1.0	0	0	0	1	1	6.75	18
4/7	at #5 Arkansas (L, 13-2)	-	-	0.2	1	0	0	0	0	6.23	10

BAILEY HORN'S CAREER APPEARANCES

2019 - REDSHIRT SOPHOMORE YEAR

Date	Opp (Res.)	DEC	QS	IP	H	R	ER	BBSO	HR	ERA	NP	
2/17	GEORGIA SOUTHERN (W, 4-3)	-	-	3.0	2	0	0	1	0	0.00	52	
2/24	*at UCF (W, 13-9)	-	-	1.0	5	4	4	0	0	1	9.00	30
3/5	*UT MARTIN (W, 15-9)	-	-	0.1	3	3	3	1	1	0	14.54	18

WILL MORRISON'S CAREER APPEARANCES

2019 - FRESHMAN YEAR

Date	Opp (Res.)	DEC	QS	IP	H	R	ER	BBSO	HR	ERA	NP	
2/16	GEORGIA SOUTHERN (L, 5-7)	-	-	0.1	2	2	2	0	0	54.00	8	
2/19	ALABAMA A&M (W, 10-1)	-	-	2.0	1	0	0	1	5	0	7.71	40
2/24	at UCF (W, 13-9)	-	-	2.0	1	1	1	0	0	1	6.23	23
3/6	UT MARTIN (W, 2-0)	-	-	0.2	1	0	0	1	1	0	5.40	21

JACK OWEN'S CAREER APPEARANCES

*-Starter

2018 - FRESHMAN YEAR

Date	Opp (Res.)	DEC	QS	IP	H	R	ER	BBSO	HR	ERA	NP	
2/17	LONGWOOD (W, 25-1)	-	-	1.0	1	1	1	2	1	0	9.00	29
3/3	BYU (W, 21-4)	-	-	3.0	2	0	0	0	1	0	2.25	33
3/13	GEORGIA TECH (W, 12-7)	-	-	3.0	2	0	0	1	5	0	1.29	45
3/20	*at Georgia Tech (L, 6-4)	L	-	3.1	9	6	6	2	3	1	6.10	56
3/27	*vs. Alabama (W, 5-2)	W	-	4.0	1	0	0	2	4	0	4.40	73
4/1	#24 MISSOURI (L, 5-0)	-	-	1.0	1	0	0	0	1	0	4.11	18
4/3	ALABAMA A&M (W, 19-5)	-	-	1.0	4	2	2	0	1	1	4.96	26
4/7	at #5 Arkansas (L, 13-2)	-	-	0.0	1	4	4	3	0	0	7.16	20
4/10	*at Samford (L 12-3)	L	-	1.0	5	4	4	0	0	1	8.83	23
4/24	*SAMFORD (W, 7-2)	W	-	5.1	6	2	2	0	5	0	7.54	77
5/8	*SOUTH ALABAMA (W, 10-4)	-	-	4.0	3	3	2	1	6	0	7.09	66
5/11	at #5 Ole Miss (L, 8-3)	-	-	1.0	1	0	0	0	1	0	6.83	10
5/15	*at Troy (L, 9-5)	-	-	4.1	5	1	1	2	6	0	6.19	93
5/22	*vs. Kentucky (W, 4-3 [11])	-	-	2.2	2	1	1	3	1	1	5.97	43

2019 - SOPHOMORE YEAR

Date	Opp (Res.)	DEC	QS	IP	H	R	ER	BBSO	HR	ERA	NP	
2/17	GEORGIA SOUTHERN (W, 4-3)	W	-	4.2	4	0	0	2	4	0	0.00	67
2/23	at UCF (L, 1-6)	-	-	4.1	3	1	0	0	8	0	0.00	79
3/2	*CINCINNATI (W, 5-0)	W	X	7.0	3	0	0	0	10	0	0.00	88
3/9	*UTSA (W, 5-0)	W	X	9.0	4	0	0	0	7	0	0.00	98

BLAKE SCHILLECI'S CAREER APPEARANCES

2018 - JUNIOR YEAR

Date	Opp (Res.)	DEC	QS	IP	H	R	ER	BB	SO	HR	ERA	NP
2/20	GEORGIA STATE (W, 3-2)	-	-	0.2	0	0	0	1	1	0	0.00	14
2/23	BRYANT (W, 15-7)	-	-	1.2	2	3	3	0	0	1	11.57	36
3/6	at UAB (W, 11-8)	-	-	0.2	1	0	0	1	1	0	9.00	11
3/10	NORTHEASTERN (W, 14-8)	-	-	0.1	1	1	1	1	0	1	10.80	11
3/14	*MEMPHIS (W, 5-4)	-	-	1.2	1	0	0	0	1	0	7.20	22
3/25	at #8 Kentucky (L, 13-3)	-	-	0.2	3	2	2	0	0	0	9.53	15

2019 - SENIOR YEAR

Date	Opp (Res.)	DEC	QS	IP	H	R	ER	BB	SO	HR	ERA	NP
2/19	ALABAMA A&M (W, 10-1)	-	-	1.0	0	0	0	0	2	0	0.00	9

CARSON SKIPPER'S CAREER APPEARANCES

*-Starter

2019 - FRESHMAN YEAR

Date	Opp (Res.)	DEC	QS	IP	H	R	ER	BB	SO	HR	ERA	NP
2/15	GEORGIA SOUTHERN (W, 11-2)	-	-	3.0	3	0	0	1	1	0	0.00	48
2/19	*ALABAMA A&M (W, 10-1)	W	-	4.0	2	1	0	0	8	0	0.00	67
2/24	at UCF (W, 13-9)	W	-	2.0	3	3	3	3	1	1	3.00	58
3/2	*CINCINNATI (W, 9-5)	-	-	3.0	5	4	3	0	4	1	4.50	59
3/6	UT MARTIN (W, 2-0)	-	-	2.1	0	0	0	0	5	0	3.77	31
3/9	*UTSA (W, 8-3)	W	-	4.2	5	0	0	0	5	0	2.84	70

GARRETT WADE'S CAREER APPEARANCES

2019 - FRESHMAN YEAR

Date	Opp (Res.)	DEC	QS	IP	H	R	ER	BB	SO	HR	ERA	NP
2/16	GEORGIA SOUTHERN (L, 5-7)	-	-	0.0	0	0	0	0	1	0	0.00	4
2/20	ALABAMA A&M (W, 10-2)	W	-	4.0	3	0	0	1	4	0	0.00	61
3/6	*UT MARTIN (W, 2-0)	W	-	5.0	1	0	0	2	8	0	0.00	72
3/12	*at South Alabama (W, 6-3)	W	-	5.0	2	1	1	4	8	1	0.95	91

RYAN WATSON'S CAREER APPEARANCES

*-Starter

2017 - FRESHMAN YEAR

Date	Opp (Res.)	DEC	QS	IP	H	R	ER	BB	SO	HR	ERA	NP
2/18	GEORGE WASHINGTON (L, 5-9)	-	-	0.2	2	1	1	0	1	0	13.50	10
2/26	HOLY CROSS (W, 13-4)	-	-	1.0	0	0	0	0	2	0	5.40	15
3/3	LIPSCOMB (W, 8-0)	-	-	1.0	0	0	0	0	2	0	3.38	16
3/5	LIPSCOMB (L, 7-8)	-	-	1.1	1	0	0	1	2	0	2.25	29
3/10	PRESBYTERIAN (L, 8-11)	-	-	0.0	1	1	1	0	0	0	4.50	2
3/11	PRESBYTERIAN (W, 7-5)	W	-	1.1	2	0	0	2	1	0	3.38	37
3/14	UAB (W, 4-0)	-	-	2.0	0	0	0	0	2	0	2.45	23
3/17	#5 FLORIDA (W, 14-3)	-	-	2.2	2	1	1	0	2	0	2.70	28
3/21	at Georgia Tech (W, 7-4)	-	-	1.2	0	0	0	1	0	0	2.31	17
3/24	at Georgia (W, 2-1)	-	-	1.0	2	1	1	0	0	0	2.84	-
3/28	vs. Alabama (W, 4-3)	-	-	2.2	1	0	0	2	3	0	2.35	43
4/2	*#6 SOUTH CAROLINA (W, 6-5)	-	-	2.0	4	1	1	0	1	0	2.60	33
4/8	at Texas A&M (L, 3-6)	-	-	1.0	3	1	1	1	0	0	2.95	23
4/11	at Samford (W, 16-15)	-	-	1.0	1	0	0	1	1	0	2.79	21
4/15	at Tennessee (W, 8-1)	-	-	1.0	2	1	1	0	1	1	3.10	16
4/18	at Kennesaw State (W, 15-7)	-	-	1.0	2	2	2	1	1	0	3.80	20
4/23	*#16 ARKANSAS (W, 11-6)	-	-	3.0	5	2	2	0	0	0	4.07	43
5/7	ALABAMA (L, 9-11)	L	-	1.1	2	2	1	0	2	0	4.21	27
5/9	at UAB (L, 2-8)	-	-	0.2	4	3	3	0	0	0	5.13	16
5/20	OLE MISS (L, 4-8)	-	-	1.0	0	0	0					

SUPERLATIVES AND MISCELLANEOUS NOTES

STARTS BY POSITION

STARTING PITCHER

Tanner Burns	4	3-1
Carson Skipper	3	3-0
Jack Owen	2	2-0
Bailey Horn	2	2-0
Garrett Wade	2	2-0
Kyle Gray	2	1-1
Davis Daniel	1	1-0
Brooks Fuller	1	1-0

CATCHER

Matt Scheffler	13	12-1
Chase Hall	4	3-1

FIRST BASE

Rankin Woley	17	15-2
--------------	----	------

SECOND BASE

Ryan Bliss	16	14-2
Everett Lau	1	1-0

THIRD BASE

Edouard Julien	16	14-2
Ed Johnson	1	1-0

SHORTSTOP

Will Holland	16	14-2
Ryan Bliss	1	1-0

LEFT FIELD

Judd Ward	16	14-2
Conor Davis	1	1-0

CENTER FIELD

Kason Howell	17	15-2
--------------	----	------

RIGHT FIELD

Steven Williams	17	15-2
-----------------	----	------

DESIGNATED HITTER

Conor Davis	12	10-2
Everett Lau	5	5-0

2019 AUBURN & OPPONENT HIGHS

TEAM BATTING AUBURN OPPONENT

Runs in a game	15, vs. UTM (3/5)	9, two times
Runs in an inning	5, [1st] vs. GS (2/15)	4, [2nd] UCF (2/24)
Most Hits in a game	18, vs. UTM (3/5)	12, GS (2/16)
Fewest Hits in a game	3, vs. UTM (3/6)	2, UC (3/1)
Hits in an inning	6, [3rd] vs. UTM (3/5)	5, [2nd] UCF (2/24)
2B in a game	4, two times	5, UTM (3/5)
3B in a game	2, vs. AAMU (2/19)	N/A
HR in a game	3, two times	4, UCF (2/24)
SB in a game	4, vs. GS (2/15)	3, GS (2/15)
LOB in a game	13, vs. UTM (3/5)	16, GS (2/17)
K in a game	11, vs. UC (3/1)	17, AAMU (2/19)
BB in a game	9, three times	6, GS (2/17)

TEAM PITCHING AUBURN OPPONENT

K in a game	17, vs. AAMU (2/19)	11, UC (3/1)
BB in a game	6, vs. GS (2/17)	9, three times
Pitchers used	7, vs. GS (2/16)	6, UCF (2/24)
Total Quality Starts	4	4

TEAM FIELDING AUBURN OPPONENT

Errors in a game	3, vs. GS (2/17)	4, AAMU (2/19)
DP turned in a game	2, at UCF (2/24)	2, three times

IND. BATTING AUBURN OPPONENT

Hits in a game	4, Holland vs. UTM (3/5)	5, Harford [UTM] (3/5)
Runs in a game	3, five times	4, Stoner [UTM] (3/5)
2B in a game	2, Woley vs. UC (3/1)	2, Harford [UTM] (3/5)
3B in a game	1, four times	N/A
HR in a game	2, Julien vs. AAMU (2/20)	2, Beaver [UCF] (2/24)
RBI in a game	5, Lau vs. UTM (3/5)	5, Hartford [UTM] (3/5)
XBH in a game	2, four times	2, three times
SB in a game	2, three times	1, 14 times
BB in a game	3, Julien two times	3, two times
HBP in a game	2, two times	2, Curry [GS] (2/17)
K in a game	3, five times	4, three times
Hitting Streak	10 g, Bliss (2/17-3/5)	3 g, four times
Consec. G w/HR	Williams (2/24-3/1)	N/A

IND. PITCHING AUBURN

K by a starter	15, Burns vs. UC (3/1)	7, Patel [UTSA] (3/8)
K by a reliever	8, Owen at UCF (2/23)	6, Shawver [UC] (3/1)
BB by a starter	4, Wade at USA (3/12)	4, Holloway [UCF] (2/23)
BB by a reliever	3, two times	5, Whitehead [UCF] (2/24)
IP by a starter	9.0, two times	6.2, two times
IP by a reliever	4.2, Owen vs. GS (2/17)	4.2, Dalton [USA] (3/12)

MISCELLANEOUS AUBURN

Biggest comeback win	5, UTM (3/5)
Biggest blown lead loss	4, vs. GS (2/16)
Largest margin of victory	9, two times
Largest margin of defeat	5, at UCF (2/23)
Longest game, Time	4:34, vs. GS (2/17)
Longest game, Time (9 inn)	3:50, at UCF (2/24)
Shortest game, Time (9 inn)	2:20, UTSA (3/9 - G1)
Longest game, Innings	13, two times
Largest crowd, Home	4,096, vs. GS (2/16)
Largest crowd, Road	2,831, at USA (3/12)
Largest crowd, Neutral	N/A

STARTS BY ORDER

LEADOFF

Judd Ward	10	9-1
Will Holland	7	6-1

2ND SPOT

Will Holland	9	8-1
Steven Williams	7	6-1
Rankin Woley	1	1-0

3RD SPOT

Edouard Julien	10	9-1
Steven Williams	5	5-0
Rankin Woley	2	1-1

CLEANUP

Rankin Woley	12	11-1
Steven Williams	2	2-0
Edouard Julien	2	1-1
Conor Davis	1	1-0

5TH SPOT

Ryan Bliss	6	6-0
Edouard Julien	4	4-0
Steven Williams	3	2-1
Rankin Woley	2	2-0
Conor Davis	2	1-1

6TH SPOT

Conor Davis	10	9-1
Everett Lau	3	3-0
Ryan Bliss	3	2-1
Kason Howell	1	1-0

7TH SPOT

Ryan Bliss	8	7-1
Kason Howell	8	7-1
Everett Lau	1	1-0

8TH SPOT

Kason Howell	8	7-1
Judd Ward	5	5-0
Everett Lau	2	2-0
Chase Hall	1	1-0
Matt Scheffler	1	0-1

9TH SPOT

Matt Scheffler	12	12-0
Chase Hall	3	2-1
Ed Johnson	1	1-0
Judd Ward	1	0-1

PITCHING NOTES

2019 BULLPEN BY NUMBERS

Total App.....	43
Saves/Opp.....	5/7
IR/IRS.....	29/12
BA Against.....	.215
ERA.....	2.12

SAVES/OPP

Richard Fitts.....	0/1
Brooks Fuller.....	1/1
Cody Greenhill.....	2/3
Carson Skipper.....	2/2

INHERITED RUNNERS/SCORED

Elliott Anderson.....	1/1
Richard Fitts.....	1/0
Brooks Fuller.....	5/2
Peyton Glavine.....	1/0
Cody Greenhill.....	7/2
Will Morrison.....	1/1
Jack Owen.....	2/1
Carson Skipper.....	4/2
Garrett Wade.....	1/1
Ryan Watson.....	6/2

1ST BATTER FACED/RETIRED

Elliott Anderson.....	7/5
Richard Fitts.....	4/2
Brooks Fuller.....	4/3
Kyle Gray.....	2/2
Cody Greenhill.....	6/5
Peyton Glavine.....	3/3
Bailey Horn.....	1/1
Will Morrison.....	4/2
Jack Owen.....	2/1
Blake Schilleci.....	1/1
Carson Skipper.....	3/2
Garrett Wade.....	2/0
Ryan Watson.....	4/3

RELIEF ERA

Peyton Glavine.....	0.00
Bailey Horn.....	0.00
Jack Owen.....	0.00
Blake Schilleci.....	0.00
Garrett Wade.....	0.00
Elliott Anderson.....	0.52
Brooks Fuller.....	1.42
Cody Greenhill.....	2.45
Kyle Gray.....	3.00
Carson Skipper.....	3.68
Ryan Watson.....	4.15
Richard Fitts.....	5.40
Will Morrison.....	5.40

BP SCORELESS IP (current/long)

Elliott Anderson.....	4.0	15.2
Davis Daniel.....	5.2	5.2
Richard Fitts.....	--	2.1
Brooks Fuller.....	1.1	4.0
Peyton Glavine.....	3.0	3.0
Kyle Gray.....	--	3.0
Cody Greenhill.....	1.2	11.0
Ryan Hoerter.....	2.0	2.0
Bailey Horn.....	3.0	3.0
Will Morrison.....	2.2	2.2
Jack Owen.....	3.1	7.1
Blake Schilleci.....	1.0	3.2
Carson Skipper.....	2.1	3.1
Garrett Wade.....	4.0	4.0
Ryan Watson.....	0.1	4.2

2019 Auburn Baseball
Team Game-by-Game for Auburn (as of Mar 13, 2019)
Pitching (All games)

Date	Opponent	ip	h	r	er	bb	so	2b	3b	hr	wp	bk	hbp	dp	ibb	score	w-l	sv	era
Feb 15	GEORGIA SOUTHE	9.0	9	2	1	1	12	2	0	0	0	0	0	0	0	11-2	1-0	1	1.00
Feb 16	GEORGIA SOUTHE	13.0	12	7	7	3	11	1	0	2	4	0	1	1	1	5-7	1-1	1	3.27
Feb 17	GEORGIA SOUTHE	13.0	10	3	1	6	7	1	0	0	1	0	2	1	2	4-3	2-1	1	2.31
Feb 19	ALABAMA A&M	9.0	4	1	0	1	17	2	0	0	0	0	2	0	0	10-1	3-1	1	1.84
Feb 20	ALABAMA A&M	9.0	8	2	0	5	10	2	0	0	1	0	0	1	0	10-2	4-1	1	1.53
Feb 22	at UCF	9.0	5	1	1	4	10	1	0	0	0	0	1	0	0	4-1	5-1	2	1.45
Feb 23	at UCF	8.0	9	6	5	2	9	2	0	0	0	0	0	0	0	1-6	5-2	2	1.93
Feb 24	at UCF	9.0	11	9	9	3	3	1	0	4	0	0	2	2	0	13-9	6-2	2	2.73
Mar 01	CINCINNATI	9.0	2	0	0	0	15	1	0	0	0	0	0	0	0	5-0	7-2	2	2.45
Mar 02	CINCINNATI	9.0	3	0	0	1	11	1	0	0	0	0	0	0	0	5-0	8-2	3	2.23
Mar 02	CINCINNATI	9.0	8	5	4	1	11	3	0	2	1	0	0	0	0	9-5	9-2	4	2.38
Mar 05	UT MARTIN	9.0	10	9	6	5	3	5	0	0	0	0	2	0	0	15-9	10-2	4	2.66
Mar 06	UT MARTIN	9.0	3	0	0	3	15	0	0	0	2	0	1	0	0	2-0	11-2	5	2.47
Mar 08	TEXAS AT SAN AN	9.0	4	0	0	1	10	1	0	0	1	0	0	1	0	6-0	12-2	5	2.30
Mar 09	TEXAS AT SAN AN	9.0	4	0	0	0	7	0	0	0	0	0	0	1	0	5-0	13-2	5	2.15
Mar 09	TEXAS AT SAN AN	9.0	10	3	2	1	12	1	0	0	0	0	1	0	0	8-3	14-2	5	2.15
Mar 12	at South Alabama	9.0	6	2	2	5	16	0	0	2	0	1	0	0	0	6-2	15-2	5	2.14
Totals		160.0	118	50	38	42	179	24	0	10	10	1	12	7	3	119-50	15-2	5	2.14

AUBURN STARTING PITCHER BREAKDOWN

Starter	Quality		Run	RS/	Auburn
	GS	Starts	Support	Start	Record
T. Burns	4	2	16	4.0	3-1
C. Skipper	3	0	15	5.0	3-0
B. Horn	2	0	3	1.5	2-0
J. Owen	2	2	7	3.5	2-0
G. Wade	2	0	5	2.5	2-0
K. Gray	2	0	1	0.5	1-1
D. Daniel	1	0	5	5.0	1-0
B. Fuller	1	0	3	3.0	1-0

Auburn Overall Rankings			Auburn SEC-Only Rankings		
Category	Rank	No.	Category	Rank	No.
ERA	3rd	2.14	ERA	--	--
Opp BA	5th	.203	Opp BA	--	--
Hits Allowed	5th	118	Hits Allowed	--	--
Walks	T-1st	42	Walks	--	--
Strikeouts	8th	179	Strikeouts	--	--

AUBURN PITCHING BREAKDOWN

	W-L	ERA	IP	H	R	ER	BB	K	HR	AVG	W-L	ERA	IP	H	R	ER	BB	K	HR	AVG	
	9-1	2.16	75.0	52	25	18	17	101	3	.190	HOME	12-1	1.51	125.0	87	32	21	28	141	4	.195
RELIEVERS	6-1	2.12	85.0	66	25	20	25	78	7	.215	ROAD	3-1	4.37	35.0	31	18	17	14	38	6	.231
TOTALS	15-2	2.14	160.0	118	50	38	42	179	10	.203	NEUT.	--	--	--	--	--	--	--	--	--	--

HITTING NOTES

2019 MULTI-HIT GAMES

	2	3	4	5+	Total
Rankin Woley	6	1	-	-	7
Edouard Julien	5	1	-	-	6
Steven Williams	4	2	-	-	6
Conor Davis	5	-	-	-	5
Matt Scheffler	3	1	-	-	4
Kason Howell	3	1	-	-	4
Ryan Bliss	3	-	-	-	3
Judd Ward	2	1	-	-	3
Will Holland	2	-	1	-	3
Everett Lau	1	1	-	-	2

CAREER MULTI-HIT GAMES

	2	3	4	5+	Total
Conor Davis	27	4	-	-	31
Will Holland	22	7	2	-	31
Edouard Julien	17	5	-	-	22
Steven Williams	11	8	3	-	22
Judd Ward	7	1	-	-	8
Rankin Woley	6	1	-	-	7
Kason Howell	3	1	-	-	4
Matt Scheffler	3	1	-	-	4
Ryan Bliss	3	-	-	-	3
Everett Lau	1	1	-	-	2

2019 MULTI-RBI GAMES

	2	3	4	5+	Total
Edouard Julien	3	3	-	-	6
Rankin Woley	5	1	-	-	6
Ryan Bliss	4	-	-	-	4
Conor Davis	2	-	-	-	2
Judd Ward	1	1	-	-	2
Steven Williams	1	1	-	-	2
Everett Lau	-	-	1	-	1
Will Holland	1	-	-	-	1
Chase Hall	1	-	-	-	1
Kason Howell	-	1	-	-	1

CAREER MULTI-RBI GAMES

	2	3	4	5+	Total
Edouard Julien	8	10	6	-	24
Conor Davis	13	4	2	1	20
Will Holland	11	7	2	-	20
Steven Williams	8	5	2	1	16
Rankin Woley	5	1	-	-	6
Judd Ward	3	1	-	-	4
Ryan Bliss	4	-	-	-	4
Chase Hall	1	-	-	-	1
Kason Howell	-	1	-	-	1
Everett Lau	-	-	1	-	1

CAREER STARTS

	Career	Consec.
Will Holland	122	12
Conor Davis	96	2
Steven Williams	82	82
Edouard Julien	75	13
Judd Ward	37	4
Ryan Bliss	17	17
Kason Howell	17	17
Rankin Woley	17	17
Matt Scheffler	13	1
Everett Lau	6	1
Chase Hall	4	1
Ed Johnson	1	-

TEAM NOTES

Auburn Overall SEC Rankings			Auburn SEC-Only Rankings		
Category	Rank	No.	Category	Rank	No.
Avg.	12th	.276	Avg.	--	--
Hits	11th	159	Hits	--	--
2B	12th	29	2B	--	--
HR	12th	14	HR	--	--
BB	T-7th	91	BB	--	--

2019 AUBURN HOME RUNS

No.	Player (#)	Opponent (Date)	On	Outs	Inn.	Pitcher
1	Edouard Julien (1)	Georgia Southern (2/17)	0	0	7th	Edwards (R)
2	Edouard Julien (2)	Alabama A&M (2/20)	0	0	5th	Mendoza (L)
3	Judd Ward (1)	Alabama A&M (2/20)	0	0	8th	Figueroa (R)
4	Edouard Julien (3)	Alabama A&M (2/20)	1	2	8th	Figueroa (R)
5	Edouard Julien (4)	at UCF (2/22)	1	0	2nd	Schuermann (L)
6	Conor Davis (1)	at UCF (2/24)	1	0	2nd	Spicer (R)
7	Steven Williams (1)	at UCF (2/24)	1	1	3rd	Spicer (R)
8	Rankin Woley (1)	at UCF (2/24)	0	2	4th	Sinclair (R)
9	Steven Williams (2)	Cincinnati (3/1)	1	1	7th	Shawver (L)
10	Ryan Bliss (1)	Cincinnati (3/2)	0	2	3rd	Batcho (L)
11	Edouard Julien (5)	UT Martin (3/5)	0	1	4th	Cannon (R)
12	Everett Lau (1)	UT Martin (3/5)	2	1	7th	O'Doherty (R)
13	Conor Davis (2)	UT Martin (3/6)	0	2	4th	Bullington (R)
14	Matt Scheffler (1)	UTSA (3/9)	0	2	5th	Foust (R)

AUBURN CAREER HOME RUN BREAKDOWN

	1R	2R	3R	GS	Career	Home	Road	Last
Bliss	1	--	--	--	1	1	0	3/02/19
Davis	1	1	3	--	5	4	1	3/6/19
Holland	8	5	1	--	15	9	7	6/02/18
Julien	6	5	8	3	22	12	10	3/5/19
Lau	--	--	1	--	1	1	--	3/5/19
Scheffler	1	--	--	--	1	1	--	3/9/19
Ward	1	0	0	0	1	1	0	2/20/19
Williams	5	5	3	1	14	8	6	3/01/19
Woley	1	--	--	--	1	--	1	2/24/19

HITTING STREAKS

	Current	'19	Career
Ryan Bliss	2	10	10
Kason Howell	-	5	5
Rankin Woley	5	5	5
Judd Ward	1	5	5
Edouard Julien	-	5	6
Conor Davis	6	6	11
Matt Scheffler	6	6	5
Chase Hall	1	1	1
Brody Moore	1	1	1
Will Holland	4	4	8
Steven Williams	-	5	6
Everett Lau	-	2	2

REACHED BASE STREAKS

	Current	'19	Career
Steven Williams	23	17	23
Rankin Woley	17	17	17
Judd Ward	2	13	13
Edouard Julien	4	11	14
Ryan Bliss	2	10	10
Kason Howell	-	10	10
Matt Scheffler	9	9	9
Conor Davis	6	6	19
Will Holland	4	5	18
Everett Lau	-	5	5
Chase Hall	3	3	3
Ed Johnson	1	1	1
Brody Moore	1	1	1
Brett Olson	1	1	2

BUNT HITS

Player	No.
Ryan Bliss	1
Kason Howell	1
Edouard Julien	1
Judd Ward	1
TOTAL	4

SAC BUNTS

Player	No.
Ryan Bliss	1
Will Holland	1
Kason Howell	2
Judd Ward	1
Steven Williams	2
Matt Scheffler	1
TOTAL	8

SAC FLIES

Player	No.
Kason Howell	4
Ryan Bliss	3
Edouard Julien	1
Judd Ward	1
Steven Williams	1
Rankin Woley	1
Matt Scheffler	1
TOTAL	12

OUTFIELD ASSISTS

Player	No.
Judd Ward	2
Kason Howell	1
TOTAL	3

PINCH HITS

Player	No.
TOTAL	0

AUBURN 2019 GAME-BY-GAME STARTING LINEUPS

DATE	OPP	1	2	3	4	5	6	7	8	9	SP
2/15	Georgia Southern	Ward	Holland	Williams	Woley	Julien	Davis	Bliss	Howell	Scheffler	Daniel
2/16	Georgia Southern	Holland	Williams	Woley	Julien	Davis	Bliss	Howell	Scheffler	Ward	Burns
2/17	Georgia Southern	Ward	Holland	Williams	Woley	Julien	Davis	Bliss	Howell	Hall	Gray
2/19	Alabama A&M	Ward	Holland	Williams	Woley	Bliss	Howell	Lau	Hall	Johnson	Skipper
2/20	Alabama A&M	Ward	Woley	Williams	Davis	Julien	Bliss	Howell	Lau	Scheffler	Fuller
2/22	at UCF	Ward	Holland	Williams	Woley	Julien	Davis	Bliss	Howell	Scheffler	Burns
2/23	at UCF	Ward	Holland	Julien	Woley	Williams	Davis	Bliss	Howell	Hall	Gray
2/24	at UCF	Ward	Holland	Julien	Woley	Williams	Davis	Bliss	Howell	Scheffler	Horn
3/1	Cincinnati	Ward	Holland	Julien	Woley	Williams	Davis	Bliss	Howell	Scheffler	Burns
3/2	Cincinnati	Ward	Holland	Julien	Williams	Woley	Davis	Bliss	Howell	Scheffler	Owen
3/3	Cincinnati	Ward	Holland	Julien	Woley	Williams	Davis	Bliss	Howell	Scheffler	Skipper
3/5	UT Martin	Holland	Williams	Julien	Woley	Bliss	Lau	Howell	Ward	Scheffler	Horn
3/6	UT Martin	Holland	Williams	Julien	Woley	Bliss	Davis	Howell	Lau	Scheffler	Wade
3/8	UTSA	Holland	Williams	Julien	Woley	Bliss	Davis	Howell	Ward	Scheffler	Burns
3/9	UTSA	Holland	Williams	Julien	Woley	Bliss	Lau	Howell	Ward	Scheffler	Owen
3/10	UTSA	Holland	Williams	Julien	Woley	Bliss	Davis	Howell	Ward	Hall	Skipper
3/12	at South Alabama	Holland	Williams	Woley	Julien	Davis	Bliss	Howell	Ward	Scheffler	Wade
3/15	Tennessee*										
3/16	Tennessee*										
3/17	Tennessee*										
3/19	at UAB										
3/22	at Mississippi State*										
3/23	at Mississippi State*										
3/24	at Mississippi State*										
3/26	vs. Alabama%										
3/29	at South Carolina*										
3/30	at South Carolina*										
3/31	at South Carolina*										
4/2	Georgia Tech										
4/4	Arkansas*										
4/5	Arkansas*										
4/6	Arkansas*										
4/9	Jacksonville State										
4/12	at Texas A&M*										
4/13	at Texas A&M*										
4/14	at Texas A&M*										
4/16	at Georgia Tech										
4/18	Ole Miss*										
4/19	Ole Miss*										
4/20	Ole Miss*										
4/23	at Jacksonville State										
4/25	at Vanderbilt*										
4/26	at Vanderbilt*										
4/27	at Vanderbilt*										
5/3	Alabama*										
5/4	Alabama*										
5/5	Alabama*										
5/7	UAB										
5/10	Georgia*										
5/11	Georgia*										
5/12	Georgia*										
5/14	North Alabama*										
5/16	at LSU*										
5/17	at LSU*										
5/18	at LSU*										

* - SEC Game

% - MAX Capital City Classic (Montgomery, Ala.)

AUBURN 2019 GAME-BY-GAME STARTERS

DATE	OPP	SP	C	1B	2B	3B	SS	LF	CF	RF	DH
2/15	Georgia Southern	Daniel	Scheffler	Woley	Bliss	Julien	Holland	Ward	Howell	Williams	Davis
2/16	Georgia Southern	Burns	Scheffler	Woley	Bliss	Julien	Holland	Ward	Howell	Williams	Davis
2/17	Georgia Southern	Gray	Hall	Woley	Bliss	Julien	Holland	Ward	Howell	Williams	Davis
2/19	Alabama A&M	Skipper	Hall	Woley	Bliss	Johnson	Holland	Ward	Howell	Williams	Lau
2/20	Alabama A&M	Fuller	Scheffler	Woley	Lau	Julien	Bliss	Ward	Howell	Williams	Davis
2/22	at UCF	Burns	Scheffler	Woley	Bliss	Julien	Holland	Ward	Howell	Williams	Davis
2/23	at UCF	Gray	Hall	Woley	Bliss	Julien	Holland	Ward	Howell	Williams	Davis
2/24	at UCF	Horn	Scheffler	Woley	Bliss	Julien	Holland	Ward	Howell	Williams	Davis
3/1	Cincinnati	Burns	Scheffler	Woley	Bliss	Julien	Holland	Ward	Howell	Williams	Lau
3/2	Cincinnati	Owens	Scheffler	Woley	Bliss	Julien	Holland	Ward	Howell	Williams	Davis
3/3	Cincinnati	Skipper	Scheffler	Woley	Bliss	Julien	Holland	Ward	Howell	Williams	Davis
3/5	UT Martin	Horn	Scheffler	Woley	Bliss	Julien	Holland	Ward	Howell	Williams	Lau
3/6	UT Martin	Wade	Scheffler	Woley	Bliss	Julien	Holland	Davis	Howell	Williams	Lau
3/8	UTSA	Burns	Scheffler	Woley	Bliss	Julien	Holland	Ward	Howell	Williams	Davis
3/9	UTSA	Owen	Scheffler	Woley	Bliss	Julien	Holland	Ward	Howell	Williams	Lau
3/10	UTSA	Skipper	Hall	Woley	Bliss	Julien	Holland	Ward	Howell	Williams	Davis
3/12	at South Alabama	Wade	Scheffler	Woley	Bliss	Julien	Holland	Ward	Howell	Williams	Davis
3/15	Tennessee*										
3/16	Tennessee*										
3/17	Tennessee*										
3/19	at UAB										
3/22	at Mississippi State*										
3/23	at Mississippi State*										
3/24	at Mississippi State*										
3/26	vs. Alabama%										
3/29	at South Carolina*										
3/30	at South Carolina*										
3/31	at South Carolina*										
4/2	Georgia Tech										
4/4	Arkansas*										
4/5	Arkansas*										
4/6	Arkansas*										
4/9	Jacksonville State										
4/12	at Texas A&M*										
4/13	at Texas A&M*										
4/14	at Texas A&M*										
4/16	at Georgia Tech										
4/18	Ole Miss*										
4/19	Ole Miss*										
4/20	Ole Miss*										
4/23	at Jacksonville State										
4/25	at Vanderbilt*										
4/26	at Vanderbilt*										
4/27	at Vanderbilt*										
5/3	Alabama*										
5/4	Alabama*										
5/5	Alabama*										
5/7	UAB										
5/10	Georgia*										
5/11	Georgia*										
5/12	Georgia*										
5/14	North Alabama*										
5/16	at LSU*										
5/17	at LSU*										
5/18	at LSU*										

* - SEC Game

^ - MAX Capital City Classic (Montgomery, Ala.)

OVERALL STATS



**2019 Auburn Baseball
Overall Statistics for Auburn (as of Mar 13, 2019)
(All games Sorted by Batting avg)**



Record: 15-2 Home: 12-1 Away: 3-1 SEC: 0-0

Player	avg	gp-gs	ab	r	h	2b	3b	hr	rbi	tb	slg%	bb	hp	so	gdp	ob%	sf	sh	sb-att	po	a	e	fld%	
4 Woley, Rankin	.348	17-17	66	15	23	6	1	1	18	34	.515	9	3	20	3	.443	1	0	1-1	134	12	1	.993	
16 Howell, Kason	.310	17-17	58	11	18	3	0	0	14	21	.362	8	2	12	0	.389	4	2	8-9	44	1	2	.957	
6 Scheffler, Matt	.306	15-13	49	10	15	3	0	1	5	21	.429	4	2	6	1	.375	1	1	3-3	138	17	1	.994	
10 Julien, Edouard	.298	16-16	57	19	17	2	0	5	16	34	.596	15	4	19	1	.468	1	0	2-2	4	20	4	.857	
24 Davis, Conor	.291	14-13	55	8	16	2	0	2	8	24	.436	3	0	12	1	.328	0	0	1-1	2	0	0	1.000	
41 Williams, Steven	.262	17-17	65	15	17	3	0	2	10	26	.400	11	2	12	1	.380	1	2	1-1	37	0	0	1.000	
9 Bliss, Ryan	.250	17-17	64	13	16	3	1	1	11	24	.375	8	0	14	1	.320	3	1	4-4	24	29	1	.981	
1 Ward, Judd	.250	17-16	56	12	14	2	2	1	8	23	.411	14	4	12	0	.427	1	1	1-2	29	2	0	1.000	
17 Holland, Will	.233	16-16	60	11	14	3	0	0	5	17	.283	14	2	11	2	.395	0	1	5-6	9	37	3	.939	

19 Moore, Brody	1.000	1-0	1	0	1	0	1	0	0	3	3.000	0	0	0	0	1.000	0	0	0-0	0	0	0	.000	
2 Lau, Everett	.261	8-6	23	4	6	1	0	1	6	10	.435	2	1	6	1	.346	0	0	0-0	4	3	0	1.000	
11 Hall, Chase	.154	5-4	13	0	2	1	0	0	2	3	.231	1	1	1	1	.267	0	0	0-0	38	2	2	.952	
7 Johnson, Ed	.000	2-1	4	0	0	0	0	0	0	0	.000	1	0	1	0	.200	0	0	0-0	3	1	0	1.000	
5 Eaton, Jarrett	.000	2-0	2	0	0	0	0	0	0	0	.000	0	0	0	0	.000	0	0	0-0	1	0	0	1.000	
3 Warner, Devin	.000	2-0	2	0	0	0	0	0	0	0	.000	0	0	1	0	.000	0	0	0-0	0	0	0	.000	
21 Henderson, Jackso	.000	3-0	1	1	0	0	0	0	0	0	.000	0	0	1	0	.000	0	0	0-0	1	0	0	1.000	
38 Olson, Brett	.000	1-0	0	0	0	0	0	0	0	0	.000	1	0	0	0	1.000	0	0	0-0	0	0	0	.000	
Totals	.276	17	576	119	159	29	5	14	103	240	.417	91	21	128	12	.387	12	8	26-29	480	145	17	.974	
Opponents	.203	17	580	50	118	24	0	10	40	172	.297	42	12	179	7	.270	4	7	14-17	448	154	27	.957	

LOB - Team (141), Opp (115). DPs turned - Team (7), Opp (13). IBB - Team (6), Julien, E. 4, Holland, W. 1, Howell, K. 1, Opp (3). Picked off - Holland, W. 1, Scheffler, M 1, Howell, K. 1.

(All games Sorted by Earned run avg)

Player	era	w-l	app	gs	cg	sho	sv	ip	h	r	er	bb	so	2b	3b	hr	b/avg	wp	hp	bks	sfa	sha		
44 Owen, Jack	0.00	3-0	4	2	1	1/1	0	25.0	14	1	0	2	29	2	0	0	.165	1	0	0	0	2		
14 Anderson, Elliott	0.52	2-0	7	0	0	0/1	0	17.1	12	1	1	3	23	4	0	1	.190	1	1	0	0	0		
40 Wade, Garrett	0.64	3-0	4	2	0	0/1	0	14.0	6	1	1	7	21	1	0	1	.128	2	1	1	0	1		
32 Burns, Tanner	0.68	3-0	4	4	1	1/1	0	26.2	11	2	2	4	39	3	0	0	.124	1	1	0	0	0		
29 Skipper, Carson	2.84	3-0	6	3	0	0/1	2	19.0	18	8	6	4	24	3	0	2	.247	1	1	0	0	1		

23 Glavine, Peyton	0.00	0-0	3	0	0	0/0	0	2.2	3	0	0	2	5	1	0	0	.273	0	0	0	0	0		
31 Schilleci, Blake	0.00	0-0	1	0	0	0/0	0	1.0	0	0	0	0	2	0	0	0	.000	0	0	0	0	0		
18 Fuller, Brooks	0.96	0-0	5	1	0	0/0	1	9.1	5	6	1	7	4	0	0	1	.152	1	1	0	0	0		
20 Greenhill, Cody	2.45	0-0	6	0	0	0/1	2	11.0	8	4	3	2	6	2	0	0	.211	1	2	0	1	0		
37 Watson, Ryan	4.15	0-1	4	0	0	0/0	0	8.2	7	4	4	1	4	2	0	1	.241	0	0	0	2	1		
13 Daniel, Davis	4.50	0-0	1	1	0	0/0	0	2.0	4	2	1	0	4	0	0	0	.364	0	0	0	0	0		
43 Fitts, Richard	5.40	1-0	4	0	0	0/0	0	6.2	8	4	4	1	4	2	0	1	.296	0	0	0	0	1		
33 Morrison, Will	5.40	0-0	4	0	0	0/1	0	5.0	5	3	3	2	6	0	0	1	.263	1	3	0	0	0		
36 Gray, Kyle	6.14	0-1	4	2	0	0/1	0	7.1	7	7	5	5	7	1	0	1	.241	1	2	0	1	1		
8 Horn, Bailey	14.54	0-0	3	2	0	0/0	0	4.1	10	7	7	2	1	3	0	1	.435	0	0	0	0	0		
Totals	2.14	15-2	17	17	2	5/3	5	160.0	118	50	38	42	179	24	0	10	.203	10	12	1	4	7		
Opponents	6.39	2-15	17	17	0	0/0	0	149.1	159	119	106	91	128	29	5	14	.276	26	21	7	12	8		

PB - Team (3), Hall, C. 2, Scheffler, M 1, Opp (1). Pickoffs - Team (3), Scheffler, M 1, Greenhill, C 1, Skipper, C. 1, Opp (3). SBA/ATT - Scheffler, M (11-14), Owen, J. (3-4), Hall, C. (3-3), Skipper, C. (2-2), Burns, T. (1-2), Daniel, D. (2-2), Wade, G. (1-2), Anderson, E. (1-1), Fitts, R. (1-1), Horn, B. (1-1), Fuller, B. (1-1), Morrison, W. (1-1).

HOME GAMES



2019 Auburn Baseball
Overall Statistics for Auburn (as of Mar 11, 2019)
(Home games Sorted by Batting avg)



Record: 12-1 Home: 12-1 Away: 0-0 SEC: 0-0

Player	avg	gp-gs	ab	r	h	2b	3b	hr	rbi	tb	slg%	bb	hp	so	gdp	ob%	sf	sh	sb-att	po	a	e	fld%	
4 Woley, Rankin	.392	13-13	51	10	20	6	1	0	17	28	.549	6	2	15	2	.467	1	0	0-0	107	9	1	.991	
16 Howell, Kason	.370	13-13	46	9	17	3	0	0	12	20	.435	8	0	10	0	.446	2	1	7-8	31	1	2	.941	
10 Julien, Edouard	.333	12-12	45	17	15	2	0	4	14	29	.644	8	4	13	0	.466	1	0	2-2	3	18	4	.840	
6 Scheffler, Matt	.294	11-10	34	7	10	1	0	1	5	14	.412	4	2	4	1	.390	1	1	2-2	105	16	0	1.000	
41 Williams, Steven	.275	13-13	51	12	14	3	0	1	6	20	.392	7	2	12	1	.377	1	1	0-0	27	0	0	1.000	
24 Davis, Conor	.263	10-9	38	5	10	1	0	1	4	14	.368	2	0	10	0	.300	0	0	1-1	2	0	0	1.000	
2 Lau, Everett	.261	8-6	23	4	6	1	0	1	6	10	.435	2	1	6	1	.346	0	0	0-0	4	3	0	1.000	
17 Holland, Will	.256	12-12	43	10	11	2	0	0	3	13	.302	12	2	6	1	.439	0	0	5-6	5	27	2	.941	
1 Ward, Judd	.238	13-12	42	9	10	2	0	1	4	15	.357	8	4	9	0	.400	1	1	1-2	22	2	0	1.000	
9 Bliss, Ryan	.229	13-13	48	11	11	1	1	1	8	17	.354	7	0	9	1	.310	3	1	4-4	21	23	1	.978	

19 Moore, Brody	1.000	1-0	1	0	1	0	1	0	0	3	3.000	0	0	0	0	1.000	0	0	0-0	0	0	0	.000	
11 Hall, Chase	.167	4-3	12	0	2	1	0	0	2	3	.250	1	0	0	1	.231	0	0	0-0	33	2	1	.972	
7 Johnson, Ed	.000	2-1	4	0	0	0	0	0	0	0	.000	1	0	1	0	.200	0	0	0-0	3	1	0	1.000	
5 Eaton, Jarrett	.000	2-0	2	0	0	0	0	0	0	0	.000	0	0	0	0	.000	0	0	0-0	1	0	0	1.000	
3 Warner, Devin	.000	2-0	2	0	0	0	0	0	0	0	.000	0	0	1	0	.000	0	0	0-0	0	0	0	.000	
21 Henderson, Jackso	.000	3-0	1	1	0	0	0	0	0	0	.000	0	0	1	0	.000	0	0	0-0	1	0	0	1.000	
38 Olson, Brett	.000	1-0	0	0	0	0	0	0	0	0	.000	1	0	0	0	1.000	0	0	0-0	0	0	0	.000	
Totals	.287	13	443	95	127	23	3	10	81	186	.420	67	17	97	8	.393	10	5	22-25	375	120	13	.974	
Opponents	.195	13	446	32	87	20	0	4	24	119	.267	28	9	141	5	.255	3	6	10-13	340	123	18	.963	

LOB - Team (107), Opp (85). DPs turned - Team (5), Opp (8). IBB - Team (3), Holland, W. 1, Julien, E. 1, Howell, K. 1, Opp (3). Picked off - Howell, K. 1, Scheffler, M 1.

(Home games Sorted by Earned run avg)

Player	era	w-l	app	gs	cg	sho	sv	ip	h	r	er	bb	so	2b	3b	hr	b/avg	wp	hp	bks	sfa	sha		
44 Owen, Jack	0.00	3-0	3	2	1	1/1	0	20.2	11	0	0	2	21	1	0	0	.162	1	0	0	0	2		
40 Wade, Garrett	0.00	2-0	3	1	0	0/1	0	9.0	4	0	0	3	13	1	0	0	.133	2	1	0	0	1		
32 Burns, Tanner	0.43	2-0	3	3	1	1/1	0	21.0	9	1	1	2	32	2	0	0	.129	1	0	0	0	0		
14 Anderson, Elliott	0.73	2-0	4	0	0	0/1	0	12.1	6	1	1	1	15	4	0	1	.140	1	0	0	0	0		
18 Fuller, Brooks	0.96	0-0	5	1	0	0/0	1	9.1	5	6	1	7	4	0	0	1	.152	1	1	0	0	0		
29 Skipper, Carson	1.59	2-0	5	3	0	0/1	2	17.0	15	5	3	1	23	3	0	1	.231	1	1	0	0	0		

36 Gray, Kyle	0.00	0-0	2	1	0	0/1	0	4.0	3	2	0	2	4	0	0	0	.200	1	2	0	1	1		
23 Glavine, Peyton	0.00	0-0	3	0	0	0/0	0	2.2	3	0	0	2	5	1	0	0	.273	0	0	0	0	0		
31 Schilleci, Blake	0.00	0-0	1	0	0	0/0	0	1.0	0	0	0	0	2	0	0	0	.000	0	0	0	0	0		
20 Greenhill, Cody	3.12	0-0	4	0	0	0/1	1	8.2	8	4	3	2	5	2	0	0	.258	1	2	0	1	0		
37 Watson, Ryan	4.26	0-1	3	0	0	0/0	0	6.1	4	3	3	1	4	2	0	1	.200	0	0	0	1	1		
13 Daniel, Davis	4.50	0-0	1	1	0	0/0	0	2.0	4	2	1	0	4	0	0	0	.364	0	0	0	0	0		
43 Fitts, Richard	5.79	1-0	3	0	0	0/0	0	4.2	6	3	3	1	2	2	0	0	.316	0	0	0	0	1		
33 Morrison, Will	6.00	0-0	3	0	0	0/1	0	3.0	4	2	2	2	6	0	0	0	.333	1	2	0	0	0		
8 Horn, Bailey	8.10	0-0	2	1	0	0/0	0	3.1	5	3	3	2	1	2	0	0	.333	0	0	0	0	0		
Totals	1.51	12-1	13	13	2	5/3	4	125.0	87	32	21	28	141	20	0	4	.195	10	9	0	3	6		
Opponents	6.75	1-12	13	13	0	0/0	0	113.1	127	95	85	67	97	23	3	10	.287	24	17	6	10	5		

PB - Team (1), Scheffler, M 1, Opp (1). Pickoffs - Team (3), Skipper, C. 1, Scheffler, M 1, Greenhill, C 1, Opp (2). SBA/ATT - Scheffler, M (7-10), Hall, C. (3-3), Owen, J. (2-3), Burns, T. (1-2), Daniel, D. (2-2), Skipper, C. (1-1), Fuller, B. (1-1), Wade, G. (0-1), Horn, B. (1-1), Fitts, R. (1-1), Anderson, E. (1-1).

AWAY GAMES



**2019 Auburn Baseball
Overall Statistics for Auburn (as of Mar 13, 2019)
(Away games Sorted by Batting avg)**



Record: 3-1 Home: 0-0 Away: 3-1 SEC: 0-0

Player	avg	gp-gs	ab	r	h	2b	3b	hr	rbi	tb	slg%	bb	hp	so	gdp	ob%	sf	sh	sb-att	po	a	e	fld%
24 Davis, Conor	.353	4-4	17	3	6	1	0	1	4	10	.588	1	0	2	1	.389	0	0	0-0	0	0	0	.000
6 Scheffler, Matt	.333	4-3	15	3	5	2	0	0	0	7	.467	0	0	2	0	.333	0	0	1-1	33	1	1	.971
9 Bliss, Ryan	.313	4-4	16	2	5	2	0	0	3	7	.438	1	0	5	0	.353	0	0	0-0	3	6	0	1.000
1 Ward, Judd	.286	4-4	14	3	4	0	2	0	4	8	.571	6	0	3	0	.500	0	0	0-0	7	0	0	1.000
41 Williams, Steven	.214	4-4	14	3	3	0	0	1	4	6	.429	4	0	0	0	.389	0	1	1-1	10	0	0	1.000
4 Woley, Rankin	.200	4-4	15	5	3	0	0	1	1	6	.400	3	1	5	1	.368	0	0	1-1	27	3	0	1.000
17 Holland, Will	.176	4-4	17	1	3	1	0	0	2	4	.235	2	0	5	1	.263	0	1	0-0	4	10	1	.933
10 Julien, Edouard	.167	4-4	12	2	2	0	0	1	2	5	.417	7	0	6	1	.474	0	0	0-0	1	2	0	1.000
16 Howell, Kason	.083	4-4	12	2	1	0	0	0	2	1	.083	0	2	2	0	.188	2	1	1-1	13	0	0	1.000

11 Hall, Chase	.000	1-1	1	0	0	0	0	0	0	0	.000	0	1	1	0	.500	0	0	0-0	5	0	1	.833
Totals	.241	4	133	24	32	6	2	4	22	54	.406	24	4	31	4	.368	2	3	4-4	105	25	4	.970
Opponents	.231	4	134	18	31	4	0	6	16	53	.396	14	3	38	2	.316	1	1	4-4	108	31	9	.939

LOB - Team (34), Opp (30). DPs turned - Team (2), Opp (5). IBB - Team (3), Julien, E. 3. Picked off - Holland, W. 1.

(Away games Sorted by Earned run avg)

Player	era	w-l	app	gs	cg	sho	sv	ip	h	r	er	bb	so	2b	3b	hr	b/avg	wp	hp	bk	sfa	sha
14 Anderson, Elliott	0.00	0-0	3	0	0	0/0	0	5.0	6	0	0	2	8	0	0	0	.300	0	1	0	0	0
44 Owen, Jack	0.00	0-0	1	0	0	0/0	0	4.1	3	1	0	0	8	1	0	0	.176	0	0	0	0	0
32 Burns, Tanner	1.59	1-0	1	1	0	0/0	0	5.2	2	1	1	2	7	1	0	0	.105	0	1	0	0	0
40 Wade, Garrett	1.80	1-0	1	1	0	0/0	0	5.0	2	1	1	4	8	0	0	1	.118	0	0	1	0	0
36 Gray, Kyle	13.50	0-1	2	1	0	0/0	0	3.1	4	5	5	3	3	1	0	1	.286	0	0	0	0	0

20 Greenhill, Cody	0.00	0-0	2	0	0	0/0	1	2.1	0	0	0	0	1	0	0	0	.000	0	0	0	0	0
37 Watson, Ryan	3.86	0-0	1	0	0	0/0	0	2.1	3	1	1	0	0	0	0	0	.333	0	0	0	1	0
33 Morrison, Will	4.50	0-0	1	0	0	0/0	0	2.0	1	1	1	0	0	0	0	1	.143	0	1	0	0	0
43 Fitts, Richard	4.50	0-0	1	0	0	0/0	0	2.0	2	1	1	0	2	0	0	1	.250	0	0	0	0	0
29 Skipper, Carson	13.50	1-0	1	0	0	0/0	0	2.0	3	3	3	3	1	0	0	1	.375	0	0	0	0	1
8 Horn, Bailey	36.00	0-0	1	1	0	0/0	0	1.0	5	4	4	0	0	1	0	1	.625	0	0	0	0	0
Totals	4.37	3-1	4	4	0	0/0	1	35.0	31	18	17	14	38	4	0	6	.231	0	3	1	1	1
Opponents	5.25	1-3	4	4	0	0/0	0	36.0	32	24	21	24	31	6	2	4	.241	2	4	1	2	3

PB - Team (2), Hall, C. 2. Pickoffs - Team (0), Opp (1). SBA/ATT - Scheffler, M (4-4), Skipper, C. (1-1), Owen, J. (1-1), Morrison, W. (1-1), Wade, G. (1-1).

LAST FIVE GAMES



**2019 Auburn Baseball
Overall Statistics for Auburn (as of Mar 13, 2019)
(Last Five Sorted by Batting avg)**



Record: 5-0 Home: 4-0 Away: 1-0 SEC: 0-0

Player	avg	gp-gs	ab	r	h	2b	3b	hr	rbi	tb	slg%	bb	hp	so	gdp	ob%	sf	sh	sb-att	po	a	e	fld%	
6 Scheffler, Matt	.545	4-4	11	5	6	1	0	1	1	10	.909	2	0	0	0	.615	0	0	1-1	46	4	0	1.000	
24 Davis, Conor	.400	4-4	15	3	6	0	0	1	5	9	.600	0	0	4	0	.400	0	0	1-1	2	0	0	1.000	
4 Woley, Rankin	.353	5-5	17	1	6	0	0	0	5	6	.353	3	1	5	1	.476	0	0	1-1	36	4	0	1.000	
16 Howell, Kason	.250	5-5	16	0	4	1	0	0	5	5	.313	1	0	3	0	.263	2	0	3-3	11	1	1	.923	
17 Holland, Will	.211	5-5	19	2	4	0	0	0	0	4	.211	2	1	4	0	.318	0	0	1-1	3	12	0	1.000	
1 Ward, Judd	.200	5-4	10	3	2	0	1	0	1	4	.400	3	1	2	0	.429	0	0	0-0	6	0	0	1.000	
10 Julien, Edouard	.125	5-5	16	5	2	1	0	0	3	3	.188	5	1	5	1	.364	0	0	0-0	1	6	1	.875	
9 Bliss, Ryan	.118	5-5	17	4	2	0	0	0	1	2	.118	1	0	4	0	.158	1	0	0-0	8	7	0	1.000	
41 Williams, Steven	.105	5-5	19	4	2	1	0	0	2	3	.158	3	0	5	1	.227	0	0	0-0	5	0	0	1.000	

11 Hall, Chase	.333	1-1	3	0	1	0	0	0	0	1	.333	1	0	0	0	.500	0	0	0-0	13	0	0	1.000	
2 Lau, Everett	.000	2-2	6	0	0	0	0	0	0	0	.000	0	0	1	1	.000	0	0	0-0	0	0	0	.000	
3 Warner, Devin	.000	1-0	1	0	0	0	0	0	0	0	.000	0	0	0	0	.000	0	0	0-0	0	0	0	.000	
Totals	.233	5	150	27	35	4	1	2	23	47	.313	21	4	33	4	.337	3	0	7-7	135	38	2	.989	
Opponents	.172	5	157	5	27	2	0	2	4	35	.223	10	2	60	2	.231	0	0	3-5	123	42	7	.959	

LOB - Team (28), Opp (29). DPs turned - Team (2), Opp (4). Picked off - Scheffler, M 1.

(Last Five Sorted by Earned run avg)

Player	era	w-l	app	gs	cg	sho	sv	ip	h	r	er	bb	so	2b	3b	hr	b/avg	wp	hp	bk	sfa	sha		
44 Owen, Jack	0.00	1-0	1	1	1	1/0	0	9.0	4	0	0	0	7	0	0	0	.138	0	0	0	0	0		
32 Burns, Tanner	0.00	1-0	1	1	0	0/1	0	7.0	4	0	0	1	10	1	0	0	.174	1	0	0	0	0		
29 Skipper, Carson	0.00	1-0	2	1	0	0/1	1	7.0	5	0	0	0	10	0	0	0	.200	1	0	0	0	0		
14 Anderson, Elliott	0.00	0-0	2	0	0	0/1	0	4.0	3	0	0	0	6	0	0	0	.200	0	0	0	0	0		
40 Wade, Garrett	0.90	2-0	2	2	0	0/1	0	10.0	3	1	1	6	16	0	0	1	.091	0	1	1	0	0		

18 Fuller, Brooks	0.00	0-0	1	0	0	0/0	0	1.0	0	0	0	1	0	0	0	0	.000	0	0	0	0	0		
23 Glavine, Peyton	0.00	0-0	1	0	0	0/0	0	1.0	0	0	0	0	2	0	0	0	.000	0	0	0	0	0		
33 Morrison, Will	0.00	0-0	1	0	0	0/1	0	0.2	1	0	0	1	1	0	0	0	.333	0	0	0	0	0		
36 Gray, Kyle	3.00	0-0	2	0	0	0/1	0	3.0	2	1	1	1	3	0	0	1	.182	1	0	0	0	0		
20 Greenhill, Cody	4.50	0-0	1	0	0	0/0	0	2.0	3	2	1	0	4	0	0	0	.333	0	1	0	0	0		
43 Fitts, Richard	27.00	0-0	1	0	0	0/0	0	0.1	2	1	1	0	1	1	0	0	.667	0	0	0	0	0		
Totals	0.80	5-0	5	5	1	3/2	1	45.0	27	5	4	10	60	2	0	2	.172	3	2	1	0	0		
Opponents	5.27	0-5	5	5	0	0/0	0	41.0	35	27	24	21	33	4	1	2	.233	7	4	3	3	0		

PB - Team (1), Scheffler, M 1. Pickoffs - Team (1), Skipper, C. 1, Opp (1). SBA/ATT - Scheffler, M (2-4), Burns, T. (1-2), Fitts, R. (1-1), Hall, C. (1-1), Owen, J. (0-1), Wade, G. (1-1).

LAST 10 GAMES



**2019 Auburn Baseball
Overall Statistics for Auburn (as of Mar 13, 2019)
(Last 10 Sorted by Batting avg)**



Record: 10-0 Home: 8-0 Away: 2-0 SEC: 0-0

Player	avg	gp-gs	ab	r	h	2b	3b	hr	rbi	tb	slg%	bb	hp	so	gdp	ob%	sf	sh	sb-att	po	a	e	fld%	
6 Scheffler, Matt	.414	9-9	29	8	12	2	0	1	3	17	.586	3	2	3	0	.486	1	1	1-1	88	8	1	.990	
24 Davis, Conor	.345	8-7	29	6	10	0	0	2	7	16	.552	2	0	9	0	.387	0	0	1-1	2	0	0	1.000	
41 Williams, Steven	.341	10-10	41	12	14	2	0	2	8	22	.537	6	0	6	1	.426	0	0	1-1	17	0	0	1.000	
4 Woley, Rankin	.333	10-10	39	8	13	3	0	1	12	19	.487	5	1	13	3	.422	0	0	1-1	71	10	1	.988	
17 Holland, Will	.282	10-10	39	6	11	2	0	0	3	13	.333	6	2	7	1	.404	0	0	2-2	5	24	1	.967	
9 Bliss, Ryan	.270	10-10	37	8	10	2	0	1	6	15	.405	4	0	9	0	.326	2	0	2-2	16	16	0	1.000	
16 Howell, Kason	.258	10-10	31	5	8	2	0	0	9	10	.323	4	2	8	0	.350	3	2	7-7	26	1	1	.964	
10 Julien, Edouard	.229	10-10	35	11	8	1	0	1	5	12	.343	9	3	12	1	.426	0	0	0-0	3	9	1	.923	
1 Ward, Judd	.207	10-9	29	7	6	1	2	0	5	11	.379	9	2	5	0	.425	0	0	0-0	15	0	0	1.000	

11 Hall, Chase	.333	1-1	3	0	1	0	0	0	0	1	.333	1	0	0	0	.500	0	0	0-0	13	0	0	1.000	
2 Lau, Everett	.267	4-4	15	3	4	1	0	1	5	8	.533	0	0	4	1	.267	0	0	0-0	0	0	0	.000	
3 Warner, Devin	.000	1-0	1	0	0	0	0	0	0	0	.000	0	0	0	0	.000	0	0	0-0	0	0	0	.000	
5 Eaton, Jarrett	.000	1-0	1	0	0	0	0	0	0	0	.000	0	0	0	0	.000	0	0	0-0	1	0	0	1.000	
7 Johnson, Ed	.000	1-0	0	0	0	0	0	0	0	0	.000	1	0	0	0	1.000	0	0	0-0	3	0	0	1.000	
Totals	.295	10	329	74	97	16	2	9	63	144	.438	50	12	76	7	.401	6	3	15-15	270	77	6	.983	
Opponents	.189	10	323	28	61	13	0	8	25	98	.303	20	6	103	4	.249	1	1	6-8	246	76	12	.964	

LOB - Team (80), Opp (53). DPs turned - Team (4), Opp (7). IBB - Team (1), Julien, E. 1. Picked off - Holland, W. 1, Scheffler, M 1.

(Last 10 Sorted by Earned run avg)

Player	era	w-l	app	gs	cg	sho	sv	ip	h	r	er	bb	so	2b	3b	hr	b/avg	wp	hp	bks	sfa	sha
32 Burns, Tanner	0.00	2-0	2	2	1	1/1	0	16.0	6	0	0	1	25	2	0	0	.115	1	0	0	0	0
44 Owen, Jack	0.00	2-0	2	2	1	1/1	0	16.0	7	0	0	0	17	1	0	0	.132	0	0	0	0	0
40 Wade, Garrett	0.90	2-0	2	2	0	0/1	0	10.0	3	1	1	6	16	0	0	1	.091	0	1	1	0	0
14 Anderson, Elliott	0.96	1-0	4	0	0	0/1	0	9.1	6	1	1	1	12	2	0	1	.182	1	1	0	0	0
20 Greenhill, Cody	2.57	0-0	4	0	0	0/1	1	7.0	4	3	2	1	5	1	0	0	.167	0	2	0	0	0
29 Skipper, Carson	4.50	2-0	4	2	0	0/1	1	12.0	13	7	6	3	15	1	0	2	.277	1	0	0	0	1

18 Fuller, Brooks	0.00	0-0	3	0	0	0/0	1	5.1	2	3	0	4	1	0	0	0	.105	0	1	0	0	0
23 Glavine, Peyton	0.00	0-0	1	0	0	0/0	0	1.0	0	0	0	0	2	0	0	0	.000	0	0	0	0	0
36 Gray, Kyle	3.00	0-0	2	0	0	0/1	0	3.0	2	1	1	1	3	0	0	1	.182	1	0	0	0	0
33 Morrison, Will	3.38	0-0	2	0	0	0/1	0	2.2	2	1	1	1	1	0	0	1	.200	0	1	0	0	0
37 Watson, Ryan	4.50	0-0	1	0	0	0/0	0	2.0	2	1	1	1	1	2	0	0	.286	0	0	0	1	0
43 Fitts, Richard	6.23	1-0	3	0	0	0/0	0	4.1	6	3	3	0	4	2	0	1	.316	0	0	0	0	0
8 Horn, Bailey	47.25	0-0	2	2	0	0/0	0	1.1	8	7	7	1	1	2	0	1	.667	0	0	0	0	0
Totals	2.30	10-0	10	10	2	5/3	3	90.0	61	28	23	20	103	13	0	8	.189	4	6	1	1	1
Opponents	7.79	0-10	10	10	0	0/0	0	82.0	97	74	71	50	76	16	2	9	.295	19	12	6	6	3

PB - Team (1), Scheffler, M 1. Pickoffs - Team (2), Greenhill, C 1, Skipper, C. 1, Opp (2). SBA/ATT - Scheffler, M (5-7), Burns, T. (1-2), Owen, J. (1-2), Fitts, R. (1-1), Hall, C. (1-1), Skipper, C. (1-1), Morrison, W. (1-1), Wade, G. (1-1).

GAMES SUMMARY



**2019 Auburn Baseball
Games Summary for Auburn (as of Mar 13, 2019)
(All games)**



Score by innings	1	2	3	4	5	6	7	8	9	EX	Total
Auburn	20	10	21	10	11	11	13	18	4	1	119
Opponents	9	13	5	4	2	6	2	6	1	2	50

Record when ...

Overall	15-2	After 6 leading	14-1
Conference	0-0 trailing	1-1
Non-Conference	15-2 tied	0-0
Home games	12-1	After 7 leading	14-0
Away games	3-1 trailing	0-1
Neutral site	0-0 tied	1-1
Day games	10-1	After 8 leading	15-0
Night games	5-1 trailing	0-2
vs Left starter	3-1 tied	0-0
vs Right starter	12-1		
1-Run games	1-0	Hit 0 home runs	6-2
2-Run games	1-1	... 1 home run	6-0
5+Run games	9-1	... 2+ home runs	3-0
Extra innings	1-1		
Shutouts	5-0	Opponent 0 home runs	12-1
	 1 home run	0-0
	 2+ HRs	3-1
Scoring 0-2 runs	1-1		
..... 3-5 runs	5-1	Made 0 errors	6-0
..... 6-9 runs	4-0 1 error	4-2
..... 10+ runs	5-0 2+ errors	5-0
Opponent 0-2 runs	10-0		
..... 3-5 runs	3-0	Opp. made 0 errors	5-0
..... 6-9 runs	2-2 1 error	2-1
..... 10+ runs	0-0 2+ errors	8-1
Scored in 1st inning	8-0	Out-hit opponent	9-0
Opp. scored in 1st	5-1	Out-hit by opponent	2-2
Scores first	9-1	Hits are tied	4-0
Opp. scores first	6-1		

Record when team scores:

Runs	0	1	2	3	4	5	6	7	8	9	10+
W-L	0-0	0-1	1-0	0-0	2-0	3-1	2-0	0-0	1-0	1-0	5-0

Record when opponent scores:

Runs	0	1	2	3	4	5	6	7	8	9	10+
W-L	5-0	2-0	3-0	2-0	0-0	1-0	0-1	0-1	0-0	2-0	0-0

Record when leading after:

Inn.	1	2	3	4	5	6	7	8
W-L	6-0	7-0	9-1	12-1	13-1	14-1	14-0	15-0

Record when trailing after:

Inn.	1	2	3	4	5	6	7	8
W-L	2-1	3-1	3-1	1-1	1-1	1-1	0-1	0-2

Record when tied after:

Inn.	1	2	3	4	5	6	7	8
W-L	7-1	5-1	3-0	2-0	1-0	0-0	1-1	0-0

Current winning streak: 10
 Longest winning streak: 10
 Longest losing streak: 1

Home attendance : 40911 (11 dates avg = 3719)
 Away attendance : 7792 (4 dates avg = 1948)
 Total attendance: 48703 (15 dates avg = 3246)

TV/RADIO ROSTER



1 JUDD WARD



2 EVERETT LAU




3 DEVIN WARNER




4 RANKIN WOLEY



5 JARRETT EATON



6 MATT SCHEFFLER



7 ED JOHNSON



8 BAILEY HORN



9 RYAN BLISS



10 EDOUARD JULIEN



11 CHASE HALL



12 RYAN HOERTER



13 DAVIS DANIEL



14 ELLIOT ANDERSON



16 KASON HOWELL




17 WILL HOLLAND



18 BROOKS FULLER



19 BRODY MOORE



20 CODY GREENHILL



21 JACKSON HENDERSON



22 FORD LUTTRELL



23 PEYTON GLAVINE




24 CONOR DAVIS




25 DAWSON SWEATT



26 TROY BEARDEN



29 CARSON SKIPPER



31 BLAKE SCHILLECI



32 TANNER BURNS



33 WILL MORRISON



36 KYLE GRAY



37 RYAN WATSON




38 BRETT OLSON




40 GARRETT WADE



41 STEVEN WILLIAMS



43 RICHARD FITTS



44 JACK OWEN



30 BUTCH THOMPSON



35 KARL NONEMAKER



39 GABE GROSS



34 STEVE SMITH