



2019 AUBURN BASEBALL

AUBURN ATHLETICS COMMUNICATIONS: 392 SOUTH DONAHUE DRIVE || AUBURN, AL 36849 || AUBURNTIGERS.COM || @AUBURN_BASEBALL

2019 SCHEDULE

Day	Date	Opponent	Time/Result
FRI.	FEB. 15	GEORGIA SOUTHERN (SECN+)	W, 11-2
SAT.	FEB. 16	GEORGIA SOUTHERN (SECN+)	L, 5-7 (13)
SUN.	FEB. 17	GEORGIA SOUTHERN	W, 4-3 (13)
TUE.	FEB. 19	ALABAMA A&M (SECN+)	W, 10-1
WED.	FEB. 20	ALABAMA A&M	W, 10-2
Fri.	Feb. 22	at UCF (UCFKnights.TV)	W, 4-1
Sat.	Feb. 23	at UCF (UCFKnights.TV)	L, 1-6
Sun.	Feb. 24	at UCF (UCFKnights.TV)	W, 13-9
FRI.	MAR. 1	CINCINNATI (SECN+)	W, 5-0
SAT.	MAR. 2	CINCINNATI (SECN+)	W, 5-0
SAT.	MAR. 2	CINCINNATI (SECN+)	W, 9-5
TUE.	MAR. 5	UT MARTIN (SECN+)	W, 15-9
WED.	MAR. 6	UT MARTIN (SECN+)	W, 2-0
FRI.	MAR. 8	UTSA (SECN+)	W, 6-0
SAT.	MAR. 9	UTSA	W, 5-0
SAT.	MAR. 9	UTSA	W, 8-3
Tue.	Mar. 12	at South Alabama (JagNation TV)	6:30 pm
FRI.	MAR. 15	#21 TENNESSEE* (SECN+)	6:00 pm
SAT.	MAR. 16	#21 TENNESSEE* (SECN+)	6:00 pm
SUN.	MAR. 17	#21 TENNESSEE* (SECN+)	1:00 pm
Tue.	Mar. 19	at UAB (C-USA TV)	6:30 pm
Fri.	Mar. 22	at #5 Mississippi State (SECN+)	6:30 pm
Sat.	Mar. 23	at #5 Mississippi State (SECN+)	2:00 pm
Sun.	Mar. 24	at #5 Mississippi State (SECN+)	1:00 pm
Tue.	Mar. 26	vs. Alabama% (SECN)	6:00 pm
Fri.	Mar. 29	at #23 South Carolina (SECN+)	6:00 pm
Sat.	Mar. 30	at #23 South Carolina (SECN)	12:00 pm
Sun.	Mar. 31	at #23 South Carolina (SECN)	11:00 am
TUE.	APR. 2	GEORGIA TECH (SECN+)	6:00 pm
THU.	APR. 4	#10 ARKANSAS (ESPNU)	6:30 pm
FRI.	APR. 5	#10 ARKANSAS (SECN+)	6:00 pm
SAT.	APR. 6	#10 ARKANSAS (SECN+)	2:00pm
TUE.	APR. 9	JACKSONVILLE STATE (SECN+)	6:00 pm
Fri.	Apr. 12	at #22 Texas A&M (SECN+)	6:30 pm
Sat.	Apr. 13	at #22 Texas A&M (SECN+)	2:00 pm
Sun.	Apr. 14	at #22 Texas A&M (SECN+)	1:00 pm
Tue.	Apr. 16	at Georgia Tech (ACC Extra)	5:00 pm
THU.	APR. 18	#8 OLE MISS (SECN+)	6:00 pm
FRI.	APR. 19	#8 OLE MISS (SECN+)	6:00 pm
SAT.	APR. 20	#8 OLE MISS (SECN+)	1:00 pm
Tue.	Apr. 23	at Jacksonville State (ESPN+)	6:00 pm
Thu.	Apr. 25	at #2 Vanderbilt (ESPNU)	6:30 pm
Fri.	Apr. 26	at #2 Vanderbilt (SECN)	7:00 pm
Sat.	Apr. 27	at #2 Vanderbilt (SECN+)	12:00 pm
FRI.	MAY 3	ALABAMA (SECN+)	6:00 pm
SAT.	MAY 4	ALABAMA (SECN)	7:00 pm
SUN.	MAY 5	ALABAMA (SECN)	3:00 pm
TUE.	MAY 7	UAB (SECN+)	6:00 pm
FRI.	MAY 10	#11 GEORGIA (SECN+)	6:00 pm
SAT.	MAY 11	#11 GEORGIA (SECN+)	2:00 pm
SUN.	MAY 12	#11 GEORGIA (SECN+)	1:00 pm
TUE.	MAY 14	NORTH ALABAMA	6:00 pm
Thu.	May 16	at #13 LSU (SECN+)	6:30 pm
Fri.	May 17	at #13 LSU (SECN+)	7:00 pm
Sat.	May 18	at #13 LSU (SECN+)	2:00 pm

POSTSEASON

Tue.	May 21	SEC Tournament	TBA
Fri.	May 31	NCAA Regionals	TBA
Fri.	Jun. 7	NCAA Super Regionals	TBA
Sat.	Jun. 15	NCAA College World Series	TBA

Home games in **BOLD CAPS**

All home games at Plainsman Park | All times central % - 11th annual MAX Capital City Classic (Montgomery, Ala.)

Rankings reflect USA TODAY Coaches Poll



GAME 17

MOBILE, ALA. (Stanky Field)



#17 AUBURN TIGERS (14-2, 0-0 SEC)

Head Coach: Butch Thompson (Birmingham-Southern, 1992)

Career Record: 156-96 (5th season) | Record at Auburn: 117-84 (4th season)

at



SOUTH ALABAMA JAGUARS (8-5, 0-0 Sun Belt)

Head Coach: Mark Calvi (Nova Southeastern, 1991)

Career Record: 247-180 (8th season) | Record at USA: 247-180 (8th season)

» QUICK HITTERS

- Auburn is 54-14 in non-conference play since the start of the 2017 season.
- The Tigers went 2-0 in the season series against the Jaguars last year for the first time since 2007.
- Auburn's 7-6 win in Mobile a season ago was the team's first road win vs. South Alabama since 2007.
- The Tigers are currently on a nine-game winning streak, tied for the sixth longest streak in the country.
- Auburn has outscored its opponents 68-26 during its winning streak.
- The Tigers started the 2018 season 15-0. With a win Tuesday, Auburn would start back-to-back seasons 15-2 or better for the first time in program history.
- Auburn's pitching staff has turned in five shutouts in the last eight games and turned in three straight shutouts for the first time in program history last week.
- The Tigers rank in the top 10 in the country in walks allowed per nine innings (2.21), WHIP (0.99), strikeout-to-walk ratio (4.41), shutouts (five) and ERA (2.15).
- In the last eight games, Auburn has turned in a 1.50 ERA. The Tigers have struck out 84 batters and issued 12 walks while holding opponents to a .173 batting average.
- The team's sweep of UTSA marked the fifth sweep of a non-conference foe in the last eight series. Auburn has posted a 21-3 record in non-conference series since the start of 2018.

PITCHING MATCHUP

AUBURN

SOUTH ALABAMA

TUE | FR LHP Garrett Wade

(2-0, 0.00) vs. SR LHP Jared Proctor

(0-1, 4.50)

GAME INFO

Date: Tuesday, Mar.12, 2019

Game Time: 6:30 pm CT

Site: Mobile, Ala./ Stanky Field (3,775)

TV: JagNation TV

• Talent: Steve Goldberg (pxp)

Radio: WTGZ-93.9 FM | WQSI - 95.9 FM

• Talent: Andy Burcham (pxp), Brit Bowen (color)

Live Stats: StatBroadcast.com

Twitter Updates: @AuburnBaseball

Postgame Recap: AuburnTigers.com

Series History: AU trails, 50-26

Auburn: 14-19

Mobile: 9-28

Neutral Site: 3-3

Last Meeting: W, 10-4, 5/8/18 (Auburn)

Streak: W2

AUBURN

14-2, 0-0 SEC

Team Leaders

Batting Average:	JR IF Rankin Woley (.355)
Runs:	SO IF Edouard Julien (14)
2B:	JR IF Rankin Woley (6)
HR:	SO IF Edouard Julien (5)
RBI:	JR IF Rankin Woley (18)
Stolen Bases:	FR OF Kason Howell (7-8)

SOUTH ALABAMA

8-5, 0-0 Sun Belt

Head Coach: Mark Calvi (Nova Southeastern, 1991)

Career: 247-180 (8th season)

at USA: 274-180 (8th season)

Team Leaders

Batting Average:	FR OF Ethan Wilson (.457)
2B:	JR IF Kaleb DeLaTorre (4)
HR:	Three tied (3)
RBI:	FR OF Ethan Wilson (18)

POTENTIAL STARTING LINEUP

Pos.	#	Player	AVG	AB	R	H	2B	3B	HR	RBI	SB-SBA	BB
C	6	Matt Scheffler	.311	45	9	14	2	0	1	5	3-3	4
1B	4	Rankin Woley	.355	62	15	22	6	1	1	18	0-0	8
2B	9	Ryan Bliss	.250	60	12	15	3	1	1	11	4-4	8
3B	10	Edouard Julien	.321	53	19	17	2	0	5	16	2-2	14
SS	17	Will Holland	.236	55	10	13	3	0	0	5	5-6	14
LF	1	Judd Ward	.241	54	11	13	2	1	1	7	1-2	12
CF	16	Kason Howell	.327	55	11	18	3	0	0	13	7-8	8
RF	41	Steven Williams	.279	61	14	17	3	0	2	9	1-1	10
DH	24	Conor Davis	.275	51	7	14	2	0	2	6	1-1	3

AUBURN'S RECORD WHEN...

	2019	Under Thompson
Overall	14-2	117-84
SEC	0-0	39-51
Non-Conference	14-2	72-29
Postseason	0-0	9-8
Home	12-1	83-36
Away	2-1	23-40
Neutral	0-0	11-8
Current streak	W9	W9
Last 5 games	5-0	5-0
Last 10 games	9-1	9-1

Situational:

AU scores first	8-1	80-28
Opp. scores first	6-1	37-56
AU scores 4+ runs	13-1	105-34
AU scores 3 runs or less	1-1	12-50
AU leads after 7 innings	13-0	98-8
8 innings	14-0	113-6
AU trails after 7 innings	0-1	7-63
8 innings	0-2	2-67
Game tied after 7 innings	1-1	11-10
8 innings	0-0	1-8
Extra Innings	1-1	2-9
1-run games	1-0	23-25
2-run games	1-1	11-2
3-run games	1-0	14-12
Games decided by 5+ runs	9-1	61-24
vs. LH Starter	2-1	35-27
vs. RH Starter	12-1	80-57
More hits than opponent	8-0	86-14
Fewer hits than opponent	2-2	18-65
Hits are tied	4-0	11-6
AU has 10+ hits	7-0	72-31
Opp. has 10+ hits	4-1	28-53
Hit a home run	9-0	76-25
Opp. hits a home run	2-1	43-50
AU quality start	4-0	46-17
Opp. quality start	4-0	13-35
AU commits no errors	5-0	47-20
Opp. commits no error	5-0	30-43

By Day:

Sunday	2-0	17-16
Monday	0-0	0-2
Tuesday	2-0	25-11
Wednesday	2-0	10-2
Thursday	0-0	4-8
Friday	4-0	29-17
Saturday	4-2	31-27
Day Games (first pitch before 6 p.m.)	10-1	69-46
Night Games (first pitch after 6 p.m.)	4-1	48-38
Doubleheaders	4-0	16-8

By Month:

February	6-2	26-7
March	8-0	44-20
April	0-0	26-25
May	0-0	14-27
June	0-0	6-4

By Jersey:

White	5-0	38-15
Blue	1-1	17-15
Orange	5-0	27-14
Gray	1-0	11-25
Pinstripes	2-1	14-11
Blue/Camo Hat	0-0	1-1
Cream Throwback	0-0	8-2

UNIVERSITY INFORMATION

Location	Auburn, Ala.
Enrollment	29,776
Founded	October 1, 1856
Nickname	Tigers
Colors	Burnt Orange and Navy Blue
President	Dr. Steven Leath
Athletics Director	Allen Greene
Conference	Southeastern (SEC West)
Stadium / Capacity	Samford Stadium-Hitchcock Field at Plainsman Park / 4,096
Ticket Office Phone	855-282-2010

BASEBALL COACHING / SUPPORT STAFF

Head Coach	Butch Thompson (Birmingham-Southern, 1992)
Record at Auburn / Seasons	117-84 (.582) / 4th
Career Coaching Record / Seasons	156-96 (.619) / 5th

Assistant Coach	Karl Nonemaker (Vanderbilt, 2002)
Assistant Coach	Gabe Gross (Auburn, 2012)
Volunteer Assistant	Steve Smith (Baylor, 1986)

Athletic Admin.	Randall Dickey (Ouachita Baptist, 1983)
Player Development & Data Analyst	Blake Beck (Troy, 2014)
Athletic Trainer	Anthony Sandersen (South Dakota State, 2004)
Strength & Conditioning	Chris Joyner (Minnesota State - Mankato, 2001)

PROGRAM HISTORY

Modern Era Program Record (since 1949)	1,926-1,317-4 (.594)
College World Series Appearances / Last	4 / 1997
College World Series Record	3-8 (.273)
NCAA Regional Appearances / Last	21 / 2018
NCAA Regional Record	48-45 (.516)
NCAA Super Regional Appearances / Last	2 / 2018
NCAA Super Regional Record	1-4 (.200)
Last Postseason Opponent	Florida / 2018
Result	Gainesville (Fla.) Super Regional Lost, 3-2

POSTSEASON HISTORY

College World Series Appearances: 4 (1967, 1976, 1994, 1997)

Super Regional Appearances: 2 (1999, 2018)

NCAA Regional Appearances: 21 (1963, 1967, 1976, 1978, 1987, 1989, 1993-95, 1997-2003, 2005, 2010, 2015, 2017, 2018)

NCAA Regional Titles: 6 (1967, 1976, 1994, 1997, 1999, 2018)

MEDIA RELATIONS

Baseball Contact: George Nunnelley, Asst. Director - Athletics Comm.
Cell: 502-609-9982
Email: gnunnelley@auburn.edu
Twitter: @gnunnelley
Associate AD: Kirk Sampson

2019 AUBURN BASEBALL ROSTER

No.	Name	Pos.	Cl.	B/T	Ht.	Wt.	Exp.	Hometown (Previous School)
1	Judd Ward	OF	So.	L/R	6-1	195	1L	Russellville, Ala. (Russellville)
2	Everett Lau	IF/OF	Jr.	L/R	5-10	185	JC	Oahu, Hawaii (College of San Mateo)
3	Devin Warner	OF/IF	Fr.	S/R	6-3	205	HS	Cartersville, Ga. (Cartersville)
4	Rankin Woley	IF	Jr.	R/R	6-0	210	JC	Atlanta, Ga. (Chattahoochee Valley)
5	Jarrett Eaton	OF	Fr.	L/R	5-9	162	HS	Mobile, Ala. (St. Paul's Episcopal)
6	Matt Scheffler	C	Jr.	R/R	6-2	190	JC	Kirkland, Wash. (Pierce)
7	Ed Johnson	IF	Fr.	R/R	6-1	175	HS	Trussville, Ala. (Hewitt-Trussville)
8	Bailey Horn	LHP	R-So.	L/L	6-2	212	JC	West, Texas (McLennan)
9	Ryan Bliss	IF	Fr.	R/R	5-9	165	HS	LaGrange, Ga. (Troup)
10	Edouard Julien	IF	So.	L/R	6-1	183	1L	Quebec City, Canada (Cardinal-Roy)
11	Chase Hall	C	R-Jr.	R/R	6-2	215	RS	Roanoke, Ala. (Southern Union)
12	Ryan Hoerter	RHP	So.	R/R	6-6	191	1L	Kenosha, Wisc. (Indian Trail)
13	Davis Daniel	RHP	Jr.	R/R	6-1	190	2L	Montgomery, Ala. (St. James)
14	Elliott Anderson	LHP	Jr.	L/L	6-3	212	2L	Cartersville, Ga. (Cartersville)
16	Kason Howell	OF	Fr.	R/R	6-0	185	HS	Argyle, Texas (Liberty Christian)
17	Will Holland	IF	Jr.	R/R	5-11	185	2L	Lawrenceville, Ga. (Collins Hill)
18	Brooks Fuller	LHP	Fr.	L/L	6-2	215	HS	Auburn Ala. (Auburn)
19	Brody Moore	IF	Fr.	R/R	6-0	185	HS	Oneonta, Ala. (Oneonta)
20	Cody Greenhill	RHP	So.	R/R	6-4	216	1L	Russellville, Ala. (Russellville)
21	Jackson Henderson	IF/OF	Jr.	R/R	6-0	175	JC	Selma, Ala. (Lurleen B. Wallace)
22	Ford Luttrell	RHP	R-Fr.	L/R	6-0	181	RS	Madison, Ala. (Bob Jones)
23	Peyton Glavine	LHP	So.	R/L	5-11	176	1L	Alpharetta, Ga. (Blessed Trinity Catholic)
24	Conor Davis	IF	Jr.	R/R	6-3	227	2L	Roswell, Ga. (Blessed Trinity Catholic)
25	Dawson Sweatt	LHP	Fr.	R/L	6-2	190	HS	Fayetteville, Ga. (Starr's Mill)
26	Troy Bearden	OF/C	Fr.	R/R	6-2	220	HS	Trussville, Ala. (Next Level Baseball Academy)
29	Carson Skipper	LHP	Fr.	L/L	6-3	195	HS	Trussville, Ala. (Hewitt-Trussville)
31	Blake Schilleci	LHP	Sr.	L/L	5-10	198	1L	Birmingham, Ala. (Wallace-Hanceville)
32	Tanner Burns	RHP	So.	R/R	6-0	205	1L	Decatur, Ala. (Decatur)
33	Will Morrison	RHP	Fr.	R/R	6-2	180	HS	Cullman, Ala. (Cullman)
36	Kyle Gray	LHP	R-Jr.	L/L	5-10	205	JC	Austin, Texas (Blinn)
37	Ryan Watson	RHP	Jr.	R/R	6-5	215	2L	Auburn, Ala. (Auburn)
38	Brett Olson	IF	R-Sr.	L/L	6-2	225	1L	Newport Beach, Calif. (Corona Del Mar)
40	Garrett Wade	LHP	Fr.	L/L	6-2	205	HS	Hartselle, Ala. (Hartselle)
41	Steven Williams	OF/C	So.	L/R	6-3	216	1L	Albany, Ga. (Deerfield-Windsor)
43	Richard Fitts	RHP	Fr.	R/R	6-3	185	HS	Helena, Ala. (Helena)
44	Jack Owen	LHP	So.	L/L	6-2	174	1L	Aliso Viejo, Calif. (J Serra)

COACHES & STAFF

30	Butch Thompson	Head Coach	Fourth Year
35	Karl Nonemaker	Assistant Coach	Second Year
39	Gabe Gross	Assistant Coach	Second Year
34	Steve Smith	Volunteer Assistant Coach	Second Year
	Greg Drye	Director of Operations	Fourth Year
	Randall Dickey	Athletic Administrator	Fifth Year
	Anthony Sandersen	Athletic Trainer	Second Year
	Blake Beck	Player Development & Data Analyst	Third Year
	Chris Joyner	Strength & Conditioning	First Year

PRONUNCIATION GUIDE

Ryan HOERTER HOR-ter
 EDOUARD JULIEN ED-whah joo-lee-EN
 Everett LAU Rhymes with 'now'
 Ford LUTTRELL LUH-trull
 Blake SCHILLECI sha-LAY-see
 Rankin WOLEY WOE-lee

30 BUTCH THOMPSON HEAD COACH

THE AUBURN SKIPPER

- Seven College World Series appearances / 16 postseason appearances
- 2013 National Runner-up (Mississippi State)
- 2001 National Champion (Birmingham-Southern)
- 2014 Baseball America/ABCA National Assistant Coach of the Year
- 2006 FCA Coach of the Year
- Coached 14 pitchers who went on to pitch in the Major Leagues
- Recruited and coached 29 pitchers who were drafted out of college that weren't drafted out of high school

Butch Thompson enters his fourth season at the helm of the program in 2019. Thompson, who spent three seasons as an assistant coach and recruiting coordinator at Auburn from 2006-08, returned to the Plains after seven seasons at Mississippi State as both associate head coach and pitching coach.

Butch Thompson was named Auburn's head baseball coach on October 22, 2015 and enters his fourth season with the Tigers in 2019.

Thompson, who spent three seasons as an assistant coach and recruiting coordinator at Auburn from 2006-08, returned to The Plains after seven seasons at Mississippi State as both associate head coach and pitching coach.

Widely regarded as one of the premier pitching coaches in the country, he has seen 14 of his former pitchers make their Major League Baseball debuts, including eight since 2014. Thompson has also turned 29 pitchers who went undrafted out of high school into MLB draft picks.

Thompson had three pitchers drafted in the first 11 rounds in 2014 and five pitchers drafted, including three in the top 10 rounds, in 2013. He added a first-round selection in the 2016 draft, a third-round pick in Keegan Thompson in 2017 and the first No. 1 overall pick in program history in Casey Mize in 2018.

Along with his pitching pedigree, Thompson is also considered one of the top recruiters in the country. Since 2003, he has secured 12 recruiting classes that were ranked in the top 10 by either Baseball America or Perfect Game, including the No. 5 signing class in 2017 and a program record No. 4 class in 2018. His classes signed from 2006-08 at Auburn each ranked in the top 18 nationally, including the No. 5 class in 2008.

A native of Amory, Miss., Thompson has coached 26 Division I All-Americans and 38 all-conference performers. He has made 16 postseason appearances, including seven trips to the College World Series, and guided Birmingham-Southern to a NAIA National Championship in 2001 and was a national runner-up at Mississippi State in 2013.

Thompson was named the 2006 Fellowship of Christian Athletes SEC Coach of the Year while at Auburn and the 2014 Baseball America and American Baseball Coaches Association (ABCA) National Assistant Coach of the Year while at Mississippi State.

Thompson has already made his mark in his first three seasons at Auburn as he became the fourth head coach in program history to notch his 100th win in his third season at the helm. Thompson has guided the Tigers to a 103-82 overall record and has taken the team to back-to-back NCAA regionals for the first time in 15 years. After tying the 2010 team for the most wins (43) in a season since 1999 and advancing to its first super regional since that same season, Auburn's 2018 team finished the year ranked No. 9 by USA TODAY, marking the program's highest ranking to end a season since 1998.

In seven seasons at MSU, Thompson made four NCAA regional trips, two Super Regionals, won the SEC Tournament and advanced to the College World Series finishing as NCAA runner-up in 2013. In three of the last four seasons, the Bulldogs' staff ERA finished no higher than 3.06. Thompson's 2013 pitching staff was one of two nationally to finish in the top 15 in ERA, strikeouts per nine innings and hits allowed per nine innings.

In addition to his experience at Auburn and Mississippi State, Thompson also spent five seasons at Georgia from 2002-05, including a trip to the College World



Series in 2004. While there he guided the development of future Major Leaguers Josh Fields, Mitchell Boggs and Brooks Brown.

Thompson launched his coaching career as pitching coach and top assistant at Huntingdon College (Ala.) in 1993, before returning to his alma mater in Birmingham, where he helped lead the Panthers to back-to-back Southern States Conference championships and in 1995 coached BSC to its first NAIA World Series berth.

Thompson left BSC briefly to serve as head coach at Jefferson State Community College in Birmingham in 1997. While at JSCC, he was honored as the Regional Tournament Coach of the Year, the ABCA Alabama Junior College Coach of the Year and the Southeast Region Coach of the Year after guiding JSCC to a 39-21 mark, the AJCAA Region 22 State Championship and a third-place finish in the NJCAA Division II World Series.

He returned to Birmingham-Southern as top assistant the following season, beginning a four-year run during the most successful span in BSC baseball history. The Panthers won 196 games, four TranSouth Conference Championships and made three-consecutive appearances in the NAIA World Series. BSC's 2001 team posted a school-best 55-11 mark and captured the NAIA National Championship.

In 2002, Thompson joined the SEC baseball coaching fraternity as a pitching coach and recruiting coordinator at Georgia and has been a part of the league for the past 17 seasons.

Thompson currently serves as the large-school representative for the Alabama Baseball Coaches Association and is an All-American committee member representing the South region for the ABCA.

Thompson prepped at Amory (Miss.) High School and later starred as a pitcher at Itawamba (Miss.) Community College from 1989-90. On Oct. 25, 2014, Thompson was inducted into the ICC Athletic Hall of Fame.

He earned a bachelor's degree in history at BSC in 1992 and completed a master's degree in sports administration at UAB in 1996. He is married to the former Robin Ashe of Birmingham, Ala., and they are the parents of three daughters --- Anna, Olivia and Madelyn Gail.

NATIONAL POLLS

NEWS & NOTES

BASEBALL AMERICA

Mar. 11

1. Vanderbilt*
2. UCLA
3. Stanford
4. Florida
5. Florida State
6. Oregon State
7. Mississippi State*
8. North Carolina
9. Texas Tech
10. Texas
11. LSU*
12. Ole Miss*
13. Louisville
14. East Carolina
15. Georgia*
16. Arkansas*
17. **AUBURN**
18. Clemson
19. Coastal Carolina
20. South Carolina*
21. N.C. State
22. UC Irvine
23. Michigan
24. Duke
25. Tennessee*

D1 BASEBALL

Mar. 11

1. Vanderbilt*
2. UCLA
3. Oregon State
4. Stanford
5. Florida
6. Mississippi State*
7. Louisville
8. Georgia*
9. Ole Miss*
10. Florida State
11. Texas Tech
12. Texas
13. LSU*
14. Arkansas*
15. North Carolina
16. Coastal Carolina
17. East Carolina
18. **AUBURN**
19. Texas A&M*
20. N.C. State
21. TCU
22. South Carolina*
23. Tennessee*
24. Clemson
25. Arizona State

USA TODAY

Mar. 11

1. Oregon State
2. Vanderbilt*
3. UCLA
4. Stanford
5. Mississippi State*
6. Florida State
7. Florida
8. Ole Miss*
9. Texas Tech
10. Arkansas*
11. Georgia*
12. N.C. State
13. LSU*
14. Louisville
15. North Carolina
16. Coastal Carolina
17. **AUBURN**
18. Texas
19. Arizona State
20. Clemson
21. Tennessee*
22. Texas A&M*
23. South Carolina*
24. East Carolina
25. Michigan

NCBWA

Mar. 4

1. Vanderbilt*
2. Oregon State
3. Stanford
4. UCLA
5. Mississippi State*
6. Florida
7. Florida State
8. Texas Tech
9. Georgia*
10. LSU*
11. Louisville
12. Ole Miss*
13. Arkansas*
14. North Carolina
15. Texas
16. Coastal Carolina
17. **AUBURN**
18. N.C. State
19. East Carolina
20. Arizona State
21. Clemson
22. Texas A&M*
23. Tennessee*
24. South Carolina*
25. TCU
26. Michigan
27. UC Irvine
28. Baylor
29. Miami
30. Oregon

PERFECT GAME

Mar. 11

1. Oregon State
2. Vanderbilt*
3. UCLA
4. Stanford
5. Mississippi State*
6. Florida
7. Ole Miss*
8. Louisville
9. Texas Tech
10. North Carolina
11. Arkansas*
12. Florida State
13. Texas
14. LSU*
15. **AUBURN**
16. East Carolina
17. N.C. State
18. Texas A&M*
19. Coastal Carolina
20. TCU
21. Georgia*
22. Arizona State
23. UC Irvine
24. Clemson
25. UConn

COLLEGIATE BASEBALL

Mar. 11

1. Florida State
2. N.C. State
3. Oregon State
4. Vanderbilt*
5. Mississippi State*
6. UCLA
7. Texas Tech
8. Stanford
9. Arizona State
10. LSU*
11. Coastal Carolina
12. Clemson
13. Georgia*
14. North Carolina
15. Louisville
16. Florida
17. Arkansas*
18. South Carolina*
19. Ole Miss*
20. Texas
21. Texas A&M*
22. Tennessee*
23. **AUBURN**
24. San Diego
25. U.C. Santa Barbara
26. Alabama*
27. Baylor
28. Miami
29. Illinois
30. East Carolina

AUBURN IN THE POLLS

BA D1 CB NC PG USA

Pre.	17	22	23	19	15	20
2/18	18	22	26	22	15	--
2/25	18	21	29	22	15	--
3/4	17	19	27	18	15	18
3/11	17	18	23	17	15	17

UP NEXT

• Auburn opens SEC play with a three-game series against No. 21 Tennessee (15-1) beginning Friday at 6 p.m. CT at Plainsman Park.

SCOUTING THE JAGUARS

- South Alabama enters the week 8-5 after sweeping a weekend series against Scared Heart in which the Jaguars outscored the Pioneers 39-5.
- USA continues a challenging non-conference slate by welcoming their second SEC opponent to Stanky Field. The Jags were swept by Alabama in a three-game set earlier in the season.
- Freshman outfielder Ethan Wilson currently sits atop the Sun Belt in slugging percentage (.761) and on-base percentage (.567) and ranks second in batting average (.457).
- On the mound, USA has turned in a staff ERA of 3.68, and the Jaguars allowed just three earned runs last weekend against Scared Heart. The Jags rank first in the Sun Belt in hits allowed (95), runs allowed (53) and K/9.0 IP (9.9).

TWIRLING THE ROCK

- Auburn's pitching staff ranks in the top 10 in the country in shutouts (five; 2nd), walks allowed per nine innings (2.21; 2nd), strikeout-to-walk ratio (4.41; 3rd), WHIP (0.99; 6th) and ERA (2.15; 9th).
- In the last two series, the Tigers have turned in a 1.00 ERA and have struck out 66 batters while issuing just four walks. Starting pitchers have a strikeout-to-walk ratio of 51-1 in 39.2 innings during those six games.
- The two walks issued in each of the last two series are the fewest walks issued in a series since 1995.
- The staff didn't allow a run in 33.1 innings from Mar. 6-9, marking a program record in the category.

WORTH THE WADE

- Garrett Wade made his first career start and struck out eight batters in 5.0 scoreless innings vs. UT Martin last Wednesday.
- Wade has struck out 13 batters and is holding opponents to a .133 batting average this season.

THE DOCTOR WILL SEE YOU NOW

- Tanner Burns was named the SEC Pitcher of the Week, the NCBWA and Perfect Game/Rawlings National Pitcher of the Week, and the Golden Spikes Award Performer of the Week after tossing a complete-game shutout and matching the Auburn single-game record with 15 strikeouts vs. Cincinnati on Mar. 1.
- Burns hasn't allowed a run and has 25 strikeouts and just on walk in his last two starts and 16.0 IP. He went 20.1 innings between walks and struck out 32 during the span.
- Burns ranks second in the conference in strikeouts (39) and third in innings pitched (26.2) and opponent batting average (.124).
- In his last eight starts dating back to last season, Burns is 6-0 with a 1.39 ERA (8 ER in 51.2 IP).

TAKING THE NEXT STEP

- Sophomore Jack Owen made it back-to-back SEC Pitchers of the Week for the Tigers after turning in a complete-game shutout vs. UTSA on Mar. 9.
- Owen needed just 98 pitches to get through the game, marking the fewest pitches in a complete-game effort since Keegan Thompson finished a game in 90 pitches in 2014.
- Owen's performance came on the heels of throwing 7.0 scoreless innings with 10 strikeouts and no walks vs. Cincinnati in his first career weekend start.
- Owen hasn't allowed a run in 19.1 inning and hasn't given up an earned run in 27.1 innings dating back to last season, tying John Powell for the program record in the category.

HEATING UP

- Matt Scheffler has multiple hits in three of his last four contests and has raised his batting average 111 points during the streak.
- Scheffler went 7-for-10 from the plate and scored five runs last week.
- He hit the first home run of his Auburn career in the series-clinching win vs. UTSA. The long ball not only broke up a no-hit bid in the sixth inning, but also broke a scoreless tie.

FOUNTAIN OF YOUTH

- Freshmen Ryan Bliss and Kason Howell have played and started in all 16 games to start their Auburn careers.
- Bliss went on a 10-game hitting streak from Feb. 17-Mar. 5 and Howell ranks second on the team in batting average (.327).
- The duo has also driven in a combined 24 runs.

WOAH-LEY

- Junior Rankin Woley leads the team in batting average (.355), hits (22), doubles (six) and RBI (18) and ranks second on the team in runs (15).
- Woley was named a NJCAA First Team All-American in 2018 and set the Chattahoochee Valley single-season record for hits (93), doubles (27) and RBI (93).

BACK TO OUR WINNING WAYS

- Auburn has won 94 games dating back to the start of the 2017 season, and the team's 80 wins from 2017-18 marked the most wins since winning 87 games from 1999-2000.
- The Tigers 94 wins are tied with Mississippi State for the fifth most in the SEC during the span - Florida (114), Arkansas (105), LSU (102) and Texas A&M (96).

NON-CONFERENCE SUCCESS

- Auburn started the 2018 season 15-0, marking the second-best start in program history, and went 22-4 overall in non-conference play, including 11-1 on the weekend.
- Dating back to the 2017 season, the Tigers are 54-14 in the non-conference and 31-6 against non-conference foes on the weekend.

CANADIAN CRUSHER

- Edouard Julien ranks tied for fifth in the conference and 10th in the country with five home runs this season.
- Julien, who broke Frank Thomas' freshman RBI record and led the SEC with 69 RBI a season ago, has recorded 22 HR and 85 RBI in his first 77 games at Auburn.

LATE-INNING LEAD

- Auburn is 13-0 when leading after seven and 14-0 when leading after eight this season.
- The Tigers are 98-8 when ahead after seven and 113-6 when ahead after eight under head coach Butch Thompson.
- Conversely, Auburn is 0-1 when trailing after seven and 0-2 when trailing after eight this season. The Tigers are 7-63 and 2-67, respectively, under Coach Thompson.

CORE POWER

- The Tigers return 41 home runs between the core trio of Julien (17), Will Holland (12) and Williams (12). The 41 home runs between the three players are the most among any returning trio in the SEC this season.
- Julien, Holland and Williams also drove in a combined 172 runs last season, totaling 16 more RBI than any other returning trio in the SEC this season.

DYNAMIC BULLPEN DUO

- Cody Greenhill and Elliott Anderson have made a combined 12 relief appearances this season and have posted a combined 1.37 ERA in 26.1 innings pitched.
- Anderson didn't allow a run in his first 13.1 innings this season and 15.2 innings dating back to last season. He has struck out 17 batters in 15.1 innings pitched and is holding opponents to a .167 average.
- Greenhill, who was to the 2019 NCBWA Preseason Stopper of the Year watch list, is tied for the team lead with two saves and is holding hitters to a .211 average.

SUPER SOPHOMORES

- Auburn returned a quartet of players who earned Freshman All-America and SEC All-Freshman Team honors a season ago in Burns, Greenhill, Julien and Williams.
- The four freshmen All-Americans were the most in program history and tied with Vanderbilt for the most in the country last year.
- Burns and Greenhill combined for 13 wins and a 2.72 ERA in 38 trips to the mound. The duo struck out 132 batters in 145.1 innings of work.
- Julien and Williams combined to hit 29 home runs with 121 RBI.

PRESEASON RECOGNITION

- Burns and Holland garnered a wealth of preseason recognition, including becoming the first Auburn duo to be named to the Golden Spikes Award preseason watch list in the same season.
- Burns: Preseason First Team All-SEC, Golden

Spikes Award preseason watch list, Second Team Preseason All-American by D1 Baseball, Third Team Preseason All-American by Collegiate Baseball.

- Holland: Golden Spikes Award preseason watch list, Second Team Preseason All-American by Perfect Game, Third Team All-American by D1 Baseball and NCBWA.

SEC SLATE

- Nine of Auburn's 10 SEC series are against teams that currently rank in the top 25 and eight of the team's conference series are against NCAA Regional teams from a year ago, including four NCAA Super Regional teams and two teams that advanced to the College World Series in Arkansas and Mississippi State.
- The Tigers five road trips in league play are to Mississippi State, South Carolina, Texas A&M, Vanderbilt and LSU. All Five teams made the 2018 NCAA Tournament and three - Mississippi State, South Carolina and Vanderbilt - advanced to a super regional.

BIG LEAGUE TIGERS

- In 2018, former Auburn pitcher Trey Wingenter became the 51st player in Auburn history to appear in the Major Leagues. He made his debut for the New York Yankees on July 14. Cooper, who has since been traded to the Miami Marlins, joined Toronto's Josh Donaldson and Los Angeles' Grant Dayton as former Tigers in the big leagues last season. Dayton has also since been traded to the Atlanta Braves.

TIGERS IN THE DRAFT

- Auburn had seven players selected in the 2018 MLB Draft, including the program's first No. 1 overall draft pick in Casey Mize.
- The seven players drafted were the most in a season since 2010 (11) and tied for the second most in program history.
- The Tigers have had multiple players drafted every year since 2006 and at least one player selected for 44 straight years, which is tied for the longest streak in the SEC.

TAKE 'EM TO SCHOOL

- Auburn has 11 players on its team that chose to attend Auburn rather than sign a professional contract, including four freshmen from the 2018 draft in June.

Player	Year	Round	Team	
Ryan Bliss	2018	30th	Boston	
Tanner Burns	2017	37th	NY (AL)	
Davis Daniel	2018	11th	Milwaukee	
		2016	34th	Chicago (NL)
Peyton Glavine	2017	37th	LA (AL)	
Ryan Hoerter	2017	36th	Pittsburgh	
Kason Howell	2018	20th	Boston	
Edouard Julien	2017	37th	Philadelphia	
Garrett Wade	2018	38th	Tampa Bay	
Devin Warner	2018	30th	Arizona	
Ryan Watson	2016	39th	LA (NL)	
Steven Williams	2017	35th	NY (AL)	

THE LAST TIME...

BATTING SUPERLATIVES

5 hits in a game	Anfernee Grier at Kennesaw St. [5-for-6] (4/12/16)
6 hits in a game	Tyler Johnstone vs. Elon [6-for-7, 2B, 3B] (2/25/05)
Reached base 6 times	Edouard Julien vs. Alabama A&M [3-3, 1 BB, 2 HBP] (4/3/18)
4 runs in a game	Will Holland at Alabama (G2 - 4/21/18)
5 runs in a game	Edouard Julien vs. Alabama A&M (4/3/18)
6 runs in a game	never
10-game hitting streak	Ryan Bliss, 10 games, (2/17-3/5/19)
15-game hitting streak	Jonah Todd, 16 games, (4/8-5/7/17)
20-game hitting streak	A. Grier, 22 games, (5/31/15-3/22/16)
25-game hitting streak	Justin Fradejas, 27 games (3/23-5/7/10)
30-game hitting streak	Casey Dunn, 31 games (2/22 [G1]-4/15/97)
3 doubles in a game	Jordan Ebert vs. Southern (2/26/16)
4 doubles in a game	Ken Dempsey vs. Georgia (1971)
2 triples in a game	Jay Gonzalez vs. Alabama State (2/28/12)
3 triples in a game	never
2 home runs in one game	Edouard Julien vs. Alabama A&M (2/20/19)
3 home runs in one game	Tony Caldwell at Kentucky (4/9/11)
7 RBI in a game	Steven Williams vs. Longwood (2/17/18)
8 RBI in a game	Justin Bryant at Georgia (3/19/10)
9 RBI in a game	Hunter Morris at Georgia (3/21/10)
10 RBI in a game	Bob Berry vs. Huntington (4/15/82)
Grand slam home run	Edouard Julien vs. #4 Ole Miss (5/23/18)
Inside-the-park home run	Edouard Julien vs. Georgia Southern (2/17/19)
HR to begin game	Will Holland at #5 Ole Miss (5/12/18)
Two HR in one inning	Dan Glevenyak at Jacksonville State (8th) (5/7/13)
HR in consecutive at-bats	Edouard Julien vs. Alabama A&M (2/20/19)
HR in three consecutive at-bats	Edouard Julien vs. Alabama A&M/UCF (2/20-22/19)
HR in consecutive games	Steven Williams vs. at UCF vs. Cincinnati (2/24-3/1/19)
HR in three consecutive games	Brendan Venter (5/5-7/18)
HR in three consecutive SEC games	Trent Mummey (4/17-23/10)
HR in four consecutive games	Joseph Sanders (5/10-15/08)
HR in four consecutive SEC games	Mike Bianucci (5/2-9/08)
HR in five consecutive games	Tim Lemons (4/6-10/85)
Walk-off HR	Conor Davis vs. #6 South Carolina (4/2/17)
Pinch-hit HR	Edouard Julien vs. BYU (G1 - 3/3/18)
Pinch-hit grand slam	Edouard Julien vs. BYU (G1 - 3/3/18)
HR in first at-bat of season	Steven Williams vs. Longwood (2/17/18)
HR in both games of DH	Dylan Ingram at #7 Mississippi St. (4/29/17)
Hit for the cycle	Clete Thomas [3B, 1B, 1B, HR, 2B] vs. Arkansas (4/3/05)
Hit from both sides of plate in same inning	Damon Haecker [5th inn.] vs. Jacksonville St. (3/15/17)
Two hits in same inning	Josh Anthony [HR, 2B] vs. Army (6/2/18)
Stole home	Justin Hargett vs. Davidson (Grn 2) [4th] (3/3/10)
Stole two bases in a game	Ryan Bliss vs. UT Martin (3/5/19)
Stole three bases in a game	Anfernee Grier vs. Southern (2/26/16)
Hit by a pitch 2+ times in a game	Edouard Julien vs. UT Martin (2) (3/5/19)
Hit by a pitch 3+ times in a game	Dan Glevenyak at Alabama (4) (4/11/14)
Scored 20 or more runs	20 at Alabama (G2 - 4/21/18)
Scored 25 or more runs	25 vs. Longwood (2/17/18)
Scored 30 or more runs	32 vs. Troy (3/2/94)
Scored 5 runs in an Inning	5, vs. UTSA (1st) (3/9/19)
Scored 6 runs in an Inning	6, at Alabama (6th) (4/20/18)
Scored 7 runs in an Inning	7, vs. #17 Vanderbilt (5th) (5/6/18)
Scored 8 runs in an Inning	8, vs. Texas A&M (8th) (3/17/18)
Scored 9+ runs in an Inning	9, vs. Army (5th) (6/2/18)
Scored 10+ runs in an Inning	11, at Alabama (8th) (G1 - 4/21/18)
Recorded 10+ hits in an Inning	11, vs. Furman (5th) (2/12/00)
Scored in every inning	vs. Coppin State (3/18/14)
Recorded 15 or more hits	18, vs. UT Martin (3/5/19)
Recorded 20 or more hits	20, vs. BYU (G1 - 3/3/18)
Hit 3 or more home runs in an inning	3, vs. Northeastern (6th) (G1 - 3/10/18)
Hit 3 or more home runs in a game	3, at UCF (2/24/19)
Hit 5 or more home runs in a game	6, vs. Northeastern (G1 - 3/10/18)
Hit 7 or more home runs in a game	7, vs. Mississippi State (5/8/10)
Hit back-to-back home runs	J. Anthony & W. Holland vs. Army (5th) (6/2/18)
Hit back-to-back-to-back home runs	B. Fletcher, H. Morris & K. Patterson vs. Mississippi State (5th) (5/8/10)
Had 5+ doubles	5, vs. N.C. State (6/3/18)
Had 6+ doubles	6, vs. Georgia Tech (3/13/18)
Had 7+ doubles	8, vs. BYU (G1 - 3/3/18)
Had 8+ doubles	8, vs. BYU (G1 - 3/3/18)
Had 9+ doubles	vs. Tennessee (10) (5/15/10)
Stole 5+ bases in a game	6, vs. Alabama A&M (3/2/16)
Stole 6+ bases in a game	6, vs. Alabama A&M (3/2/16)
Stole 7+ bases in a game	7, vs. Presbyterian (5/8/12)
Stole 8+ bases in a game	8, vs. Alcorn State (2/22/12)
Walked 10+ times	13, vs. Alabama A&M (4/3/18)
Did not strike out in a game	vs. Belmont (3/11/12)

PITCHING SUPERLATIVES

INDIVIDUAL	
Nine-inning no-hitter	Casey Mize vs. Northeastern (3/9/18)
Nine-inning no-hitter (combined)	Mike Mueller [2.0], Lee Carter [1.0], Brandon Channell [1.0], Reid Price [1.0], Andrew Skinner [1.0], Arnold Hughey [1.0], Ken Clayton [1.0], Cory Duettt [0.2], Sean Jones [0.1] vs. UAB (3/19/02)
Seven-inning no-hitter	Jason Johnson vs. LaGrange College (4/30/91)
Nine-inning perfect game	Eric Brandon vs. Murray State (3/2/02)
Seven-inning perfect game	Jason Johnson vs. LaGrange College (4/30/91)
Nine-inning one-hitter (individual)	Keegan Thompson vs. Presbyterian (3/1/14)
Nine-inning one-hitter (combined)	Justin Camp [6.2], Terrance Dedrick [1.1], Jay Wade [0.2], Rocky McCord [0.1], at Kennesaw St. (3/11/14)
Five-inning one-hitter	Kevin Davis [3.2], Jacob Milliman [1.1], vs. Radford (2/22/15)
Nine-inning two-hitter	Tanner Burns [9.0] vs. Cincinnati (3/1/19)
Complete game	Jack Owen vs. UTSA (3/9/19)
Complete game shutout	Jack Owen vs. UTSA (3/9/19)
Consecutive complete games	K. Thompson vs. Arkansas & LSU (4/4 & 4/11/15)
Struck out 10 batters	10 by Tanner Burns vs. UTSA (3/8/19)
Struck out 11 batters	11 by Casey Mize vs. Army (6/2/18)
Struck out 12 batters	12 by Casey Mize at Kentucky (3/23/18)
Struck out 13 batters	13 by Casey Mize vs. Texas A&M (3/16/18)
Struck out 15 batters	15 by Tanner Burns vs. Cincinnati (3/1/19)
TEAM	
Struck out 15 batters	Garrett Wade [8], Kyle Gray [1], Will Morrison [1], Carson Skipper [5] vs. UT Martin (3/6/19)
Struck out 16 batters	Casey Mize [12], Cole Lipscomb [4] vs. Holy Cross (2/25/17)
Struck out 17 batters	Carson Skipper [8], Elliott Anderson [2], Will Morrison [5], Blake Schilleci [2] vs. Alabama A&M (2/19/19)
Struck out 15 batters consecutive games	vs. Ga State, at Missouri (4/5-7/16)
Shut out an opponent	5-0 vs. UTSA (3/9/19)
Consecutive shutouts	6-0 vs. UTSA / 5-0 vs. UTSA (3/8-9/19)
Three straight shutouts	2-0 vs. UT Martin / 6-0 vs. UTSA / 5-0 vs. UTSA (3/6-9/19)
Shut out an SEC opponent	14-0 vs. #17 Vanderbilt (5/4/18)
Shut out an SEC opponent on the road	5-0 at Alabama (G1 - 4/21/18)
Consecutive SEC shutouts	5-0 and 4-0 at Miss. State (3/27-28/15)
Consecutive SEC shutouts on the road	5-0 and 4-0 at Miss. State (3/27-28/15)
Was shut out	7-0 vs. #4 Ole Miss (5/25/18)
Was held to one hit	vs. #24 Missouri (4/1/18)
Was no hit	vs. #13 Arkansas (5/25/17)
FIELDING SUPERLATIVES	
2 errors in a game	Josh Anthony vs. Texas A&M (3/17/18)
3 errors in a game	Luke Jarvis vs. Presbyterian (3/11/17)
4 errors in a game	Brett Burnham at Alabama (4/5/00)
3 double plays turned in a game	vs. Alabama A&M (4/3/18)
4 double plays turned in a game	vs. Georgia Tech (4/4/17)
5 double plays turned in a game	never
Triple play (Auburn)	vs. Memphis (5/22/78)
Triple play (Opponent)	at Florida [4th] (3/15/08)
Threw a runner out at HP to end game	Will Holland vs. Presbyterian (3/12/17)
MISC. SUPERLATIVES	
Won 10 or more consecutive games	15 (2/16-3/10/18 [G1])
Won 12 or more consecutive games	15 (2/16-3/10/18 [G1])
Won 15 or more consecutive games	15 (2/16-3/10/18 [G1])
Won 8 or more consecutive SEC games	9 (4/1-21/95)
Lost 5 or more consecutive games	7 (5/6-5/13/17)
Home winning streak	21 (1964-66)
Road winning streak	14 (1967/1995)
Season-opening winning streak	17 (2/7-3/5/97)
Extra-innings victory	4-3, 13 innings vs. Georgia Southern (2/17/19)
Extra-innings loss	8-7, 10 innings at #16 Florida State (6/4/17)
Swept a 3-game series	vs. UTSA (3/8-9/19)
Swept a road series	at Alabama (4/20-21/18)
Swept a road SEC series	at Alabama (4/20-21/18)
Swept a SEC series	vs. #17 Vanderbilt (5/4-6/18)
Swept a 4-game series	Maine (2/15-17/13)
Swept a double header	at Alabama (4/21/18)
Allowed 3 runs or fewer in a series	3 vs. UTSA (3/8-9/19)
Allowed 3 runs or fewer in a SEC series	3 vs. Miss. State (3/27-29/15)
Allowed 4 runs or fewer in a series	3 vs. UTSA (3/8-9/19)
Allowed 4 runs or fewer in a SEC series	4 vs. Georgia (4/23-25/15)
Allowed 3 runs or fewer in a road series	3 vs. Miss. State (3/27-29/15)
Allowed 3 runs or fewer in a SEC road series	3 vs. Miss. State (3/27-29/15)
Overcome a deficit of 7+ runs	7 runs, [7-0, 12-8] vs. Florida A&M (2/22/17)
Won a 1-0 game	vs. Mercer (5/30/15) [NCAA Regional]
Lost a 1-0 game	vs. Ohio State (2/15/14)
Walk-off win	vs. Georgia Southern (13 inn.) (2/17/19)
Walk-off loss	at #1 Florida (11 inn.) (6/11/18)

PITCHER PROFILES

14 • ELLIOTT ANDERSON LHP

6-3 • 212 • JR • Cartersville, Ga. • Cartersville

- Didn't allow a run in 13.1 innings to start the season and 15.2 innings dating back to last year
- Tied for the team lead in appearances

CAREER STATISTICS

YEAR	ERA	W-L	G/S	IP	H	R	ER	BB	K	BAA
2017	6.39	1-0	14/0	12.2	20	9	9	8	9	.370
2018	3.64	5-0	24/0	29.2	25	18	12	15	32	.229
2019	0.59	2-0	6/0	15.1	9	1	1	3	17	.167
TOTAL	3.43	8-0	44/0	57.2	54	28	22	26	58	.249

CAREER HIGHS

Innings: 4.1, vs. Cincinnati (3/2/19)
Hits: 4, at Mississippi State (4/29/17)
Runs: 4, vs. South Alabama (3/7/17)
Earned Runs: 4, vs. South Alabama (3/7/17)
Strikeouts: 7, two times
Walks: 2, three times
Pitches: 69, vs. Cincinnati (3/2/19)

SEASON HIGHS

Innings: 4.1, vs. UC (3/2)
Hits: 3, two times
Runs: 1, vs. UC (3/2)
Earned Runs: 1, vs. UC (3/2)
Strikeouts: 7, vs. GS (2/15)
Walks: 2, at UCF (2/22)
Pitches: 69, vs. UC (3/2)

32 • TANNER BURNS RHP

6-0 • 205 • SO • Decatur, Ala. • Decatur

- Hasn't allowed a run in his last two starts (16.0 IP) and has struck out 25 batters with one walk in the span
- Tabbed the SEC Pitcher of the Week after matching the Auburn single-game record with 15 K vs. Cincinnati
- Named a preseason All-American and member of the Golden Spikes Award watch list

CAREER STATISTICS

YEAR	ERA	W-L	G/S	IP	H	R	ER	BB	K	BAA
2018	3.01	7-4	17/17	86.2	73	41	29	37	77	.225
2019	0.68	3-0	4/4	26.2	11	2	2	4	39	.124
TOTAL	2.46	10-4	21/21	113.1	84	43	31	41	116	.203

CAREER HIGHS

Innings: 9.0, vs. Cincinnati (3/1/19)
Hits: 7, vs. Northeastern (6/2/18)
Runs: 4, four times
Earned Runs: 4, vs. Vanderbilt (5/5/18)
Strikeouts: 15, vs. Cincinnati (3/1/19)
Walks: 4, two times
Pitches: 105, vs. Ole Miss (5/23/18)

SEASON HIGHS

Innings: 9.0, vs. UC (3/1)
Hits: 4, vs. UTSA (3/8)
Runs: 1, two times
Earned Runs: 1, two times
Strikeouts: 15, vs. UC (3/1)
Walks: 2, at UCF (2/22)
Pitches: 104, vs. UC (3/1)

13 • DAVIS DANIEL RHP

6-1 • 190 • JR • Montgomery, Ala. • St. James

- Drafted by Milwaukee in the 11th rd of the 2018 MLB Draft and elected to return to school
- Rated a top-100 junior by Perfect Game

CAREER STATISTICS

YEAR	ERA	W-L	G/S	IP	H	R	ER	BB	K	BAA
2017	5.89	4-3	17/16	70.1	75	47	46	26	61	.273
2018	4.86	3-4	19/10	66.2	74	40	36	32	70	.278
2019	4.50	0-0	1/1	2.0	4	2	1	0	4	.364
TOTAL	5.37	7-7	37/27	139.0	153	89	83	58	135	.277

CAREER HIGHS

Innings: 8.0, at Tennessee (4/15/17)
Hits: 9, at Texas A&M (4/9/17)
Runs: 7, two times
Earned Runs: 7, two times
Strikeouts: 8, two times
Walks: 4, three times
Pitches: 109, vs. Missouri (3/31/18)

SEASON HIGHS

Innings: 2.0, vs. GS (2/15)
Hits: 4, vs. GS (2/15)
Runs: 2, vs. GS (2/15)
Earned Runs: 1, vs. GS (2/15)
Strikeouts: 4, vs. GS (2/15)
Walks: --
Pitches: 47, vs. GS (2/15)

43 • RICHARD FITTS RHP

6-23 • 185 • FR • Helena, Ala. • Helena

- Earned his first collegiate win after throwing 2.0 innings of relief vs. UT Martin (3/6)

CAREER STATISTICS

YEAR	ERA	W-L	G/S	IP	H	R	ER	BB	K	BAA
2019	5.40	1-0	4/0	6.2	8	4	4	1	4	.296

SEASON HIGHS

Innings: 2.1, vs. GS (2/17)
Hits: 2, four times
Runs: 1, four times
Earned Runs: 1, four times
Strikeouts: 2, at UCF (2/24)
Walks: 1, vs. GS (2/17)
Pitches: 47, vs. GS (2/15)

18 • BROOKS FULLER LHP

6-12 • 215 • FR • Auburn, Ala. • Auburn

- Hasn't allowed an earned run since he made his collegiate debut on Feb. 16
- Named the 2018 ASWA Pitcher and Player of the Year

CAREER STATISTICS

YEAR	ERA	W-L	G/S	IP	H	R	ER	BB	K	BAA
2019	0.96	0-0	5/1	9.1	5	6	1	7	4	.152

SEASON HIGHS

Innings: 3.0, vs. AAMU (2/20)
Hits: 2, vs. AAMU (2/20)
Runs: 3, vs. UTM (3/5)
Earned Runs: 1, vs. GS (2/16)
Strikeouts: 3, vs. AAMU (2/20)
Walks: 3, vs. UTM (3/5)
Pitches: 46, vs. AAMU (2/20)

23 • PEYTON GLAVINE LHP

5-11 • 176 • SO • Alpharetta, Ga. • Blessed Trinity

CAREER STATISTICS

YEAR	ERA	W-L	G/S	IP	H	R	ER	BB	K	BAA
2018	27.00	0-0	5/0	3.0	10	9	9	2	5	.526
2019	0.00	0-0	3/0	2.2	3	0	0	2	5	.273
TOTAL	14.29	0-0	8/0	5.2	13	9	9	4	10	.433

CAREER HIGHS

Innings: 1.0, four times
Hits: 5, vs. Northeastern (3/10/18)
Runs: 6, vs. Northeastern (3/10/18)
Earned Runs: 6, vs. Northeastern (3/10/18)
Strikeouts: 3, vs. Longwood (2/17/18)
Walks: 2, vs. AAMU (2/20/19)
Pitches: 35, vs. AAMU (2/20/19)

SEASON HIGHS

Innings: 1.0, two times
Hits: 3, vs. AAMU (2/20)
Runs: --
Earned Runs: --
Strikeouts: 2, two times
Walks: 2, vs. AAMU (2/20)
Pitches: 35, vs. AAMU (2/20)

36 • KYLE GRAY LHP

5-10 • 205 • R-JR • Austin, Texas • Blinn

- Ranked in the top-50 in the NJCAA in strikeouts and K/9.0 in 2018

CAREER STATISTICS

YEAR	ERA	W-L	G/S	IP	H	R	ER	BB	K	BAA
2017*	7.85	0-0	11/--	18.1	27	16	16	9	25	--
2018*	2.73	7-1	12/--	66.0	56	25	20	19	91	--
2019	6.75	0-1	3/2	5.1	6	6	4	4	5	.273

CAREER HIGHS

Innings: 7.0, four times*
Hits: 9, at Alvin (4/20/18)*
Runs: 6, two times*
Earned Runs: 6, two times*
Strikeouts: 12, vs. Laredo (3/24/18)*
Walks: 4, vs. Temple (2/16/18)*
Pitches: --
 *JUCO

SEASON HIGHS

Innings: 3.0, vs. GS (2/17)
Hits: 3, at UCF (2/23)
Runs: 4, at UCF (2/23)
Earned Runs: 4, at UCF (2/23)
Strikeouts: 3, vs. GS (2/17)
Walks: 2, two times
Pitches: 69, vs. GS (2/17)

20 • CODY GREENHILL RHP

6-4 • 216 • SO • Russellville, Ala. • Russellville

- Tied for the team lead in appearances
- Finished his fifth game of the season vs. UTSA (3/6)
- Earned a spot on the 2019 NCBA Stopper of the Year Award watch list

CAREER STATISTICS

YEAR	ERA	W-L	G/S	IP	H	R	ER	BB	K	BAA
2018	2.30	6-3	21/0	58.2	53	17	15	19	55	.242
2019	2.45	0-0	6/0	11.0	8	4	3	2	6	.211
TOTAL	2.33	6-3	27/0	69.2	61	21	18	21	61	.237

CAREER HIGHS

Innings: 5.0, at Florida (4/27/18)
Hits: 6, two times
Runs: 3, two times
Earned Runs: 3, at N.C. State (6/3/18)
Strikeouts: 5, two times
Walks: 3, vs. Georgia State (2/20/18)
Pitches: 86, at N.C. State (6/3/18)

SEASON HIGHS

Innings: 2.2, vs. GS (2/16)
Hits: 4, vs. GS (2/16)
Runs: 2, vs. UTSA (3/9)
Earned Runs: 1, three times
Strikeouts: 4, vs. UTSA (3/9)
Walks: 1, two times
Pitches: 36, vs. UTSA (3/9)

8 • BAILEY HORN LHP

6-2 • 212 • R-SO • West, Texas • McLennan

- Rated a top-75 junior college prospect by Perfect Game
- Missed last season with an arm injury

CAREER STATISTICS

YEAR	ERA	W-L	G/S	IP	H	R	ER	BB	K	BAA
2017*	3.86	7-0	15/--	77.0	68	44	33	34	77	--
2019	14.54	0-0	3/2	4.1	10	7	7	2	1	.435

CAREER HIGHS

Innings: 7.1, vs. Grayson (3/8/17)*
Hits: 7, two times*
Runs: 6, vs. San Jac-North (5/30/17)*
Earned Runs: 6, vs. San Jac (5/30/17)*
Strikeouts: 8, at North Central Texas (4/19/17)*
Walks: 4, three times*
Pitches: --
 *JUCO

SEASON HIGHS

Innings: 3.0, vs. GS (2/17)
Hits: 5, at UCF (2/24)
Runs: 4, at UCF (2/24)
Earned Runs: 4, at UCF (2/24)
Strikeouts: 1, vs. UTM (3/5)
Walks: 1, two times
Pitches: 52, vs. GS (2/17)

33 • WILL MORRISON RHP

6-2 • 180 • FR • Cullman, Ala. • Cullman

- Struck out five of eight batters faced vs. Alabama A&M
- Named the 2018 6A Pitcher of the Year by AL.com
- Two-time Collegiate Baseball First Team High School All-American

CAREER STATISTICS

YEAR	ERA	W-L	G/S	IP	H	R	ER	BB	K	BAA
2019	5.40	0-0	4/0	5.0	5	3	3	2	6	.263

SEASON HIGHS

Innings: 2.0, two times
Hits: 2, vs. GS (2/16)
Runs: 2, vs. GS (2/16)
Earned Runs: 2, vs. GS (2/16)
Strikeouts: 5, vs. AAMU (2/19)
Walks: 1, two times
Pitches: 40, vs. AAMU (2/19)

44 • JACK OWEN LHP

6-2 • 174 • SO • Aliso Viejo, Calif. • JSerra Catholic

- Named the SEC Pitcher of the Week after throwing the first complete-game shutout of his career vs. UTSA
- Turned in a career day with 10 strikeouts in 7.0 scoreless inning in his first weekend start vs. Cincinnati
- Hasn't allowed a run in 19.1 IP and hasn't given up an earned run in 27.1 innings dating back to last season

CAREER STATISTICS

YEAR	ERA	W-L	G/S	IP	H	R	ER	BB	K	BAA
2018	5.97	2-2	14/7	34.2	43	24	23	16	35	.312
2019	0.00	3-0	4/2	25.0	14	1	0	2	29	.165
TOTAL	3.47	5-2	18/9	59.2	57	25	23	18	64	.256

CAREER HIGHS

Innings: 9.0, vs. UTSA (3/9/19)
Hits: 9, at Georgia Tech (3/20/18)
Runs: 6, at Georgia Tech (3/20/18)
Earned Runs: 4, at Georgia Tech (3/20/18)
Strikeouts: 10, vs. Cincinnati (3/2/19)
Walks: 2, five times
Pitches: 98, vs. UTSA (3/9/19)

SEASON HIGHS

Innings: 9.0, vs. UTSA (3/9)
Hits: 4, two times
Runs: 1, at UCF (2/23)
Earned Runs: --
Strikeouts: 10, vs. UC (3/2)
Walks: 2, vs. GS (2/17)
Pitches: 98, vs. UTSA (3/9)

29 • CARSON SKIPPER LHP

6-3 • 195 • FR • Trussville, Ala. • Hewitt-Trussville

- Threw 2.1 perfect innings with five strikeouts and earned the save vs. UT Martin (3/6)
- Tossed 4.2 scoreless innings and earned his third win three days later
- Three-time ASWA 7A First Team All-State honoree
- 2018 AL.com All-Birmingham Player of the Year

CAREER STATISTICS

YEAR	ERA	W-L	G/S	IP	H	R	ER	BB	K	BAA
2019	2.84	3-0	6/3	19.0	18	8	6	4	24	.247

SEASON HIGHS

Innings: 4.2, vs. UTSA (3/9)
Hits: 5, two times
Runs: 4, vs. Cincinnati (3/2)
Earned Runs: 3, two times
Strikeouts: 8, vs. AAMU (2/19)
Walks: 3, at UCF (2/24)
Pitches: 70, vs. UTSA (3/9)

40 • GARRETT WADE LHP

6-2 • 205 • FR • Hartselle, Ala. • Hartselle

- Made his first career start and threw 5.0 scoreless innings with eight strikeouts vs. UT Martin (3/6)
- Named a 2017 Under Armour All-American and the 2018 Alabama Gatorade Player of the Year
- Drafted in the 38th rd of the 2018 MLB Draft by Tampa Bay

CAREER STATISTICS

YEAR	ERA	W-L	G/S	IP	H	R	ER	BB	K	BAA
2019	0.00	2-0	3/1	9.0	4	0	0	3	13	.133

SEASON HIGHS

Innings: 5.0, vs. UTM (3/6)

Hits: 3, vs. AAMU (2/20)

Runs: --

Earned Runs: --

Strikeouts: 8, vs. UTM (3/6)

Walks: 2, vs. UTM (3/6)

Pitches: 72, vs. UTM (3/6)

37 • RYAN WATSON RHP

6-5 • 215 • JR • Auburn, Ala. • Auburn

CAREER STATISTICS

YEAR	ERA	W-L	G/S	IP	H	R	ER	BB	K	BAA
2017	5.17	1-1	22/2	31.1	39	21	18	11	22	.298
2018	4.76	0-0	7/2	11.1	13	6	6	5	9	.310
2019	4.15	0-1	4/0	8.2	7	4	4	1	4	.241
TOTAL	4.91	1-2	33/4	51.1	59	31	28	17	35	.292

CAREER HIGHS

Innings: 3.1, three times

Hits: 5, two times

Runs: 3, two times

Earned Runs: 3, two times

Strikeouts: 3, two times

Walks: 3, vs. Memphis (3/14/18)

Pitches: 60, vs. Memphis (3/14/18)

SEASON HIGHS

Innings: 3.1, vs. GS (2/16)

Hits: 3, at UCF (2/23)

Runs: 2, vs. GS (2/16)

Earned Runs: 2, vs. GS (2/16)

Strikeouts: 2, vs. GS (2/16)

Walks: 1, vs. UTM (3/5)

Pitches: 44, vs. GS (2/16)

BIG INNINGS

Innings with four or more runs

AUBURN - 8

Date	Opponent	Inn.	Batters	R	H	E	Score
2/15	Georgia Southern	1	10	5	4	1	5-1
2/16	Georgia Southern	3	8	4	4	1	4-0
2/19	Alabama A&M	3	9	4	2	2	5-1
2/24	at UCF	4	7	4	4	0	9-6
3/2	Cincinnati (G2)	1	8	4	2	1	4-2
3/5	UT Martin	3	9	4	6	0	5-6
3/8	UTSA	3	8	4	3	1	4-0
3/9	UTSA (G2)	1	8	5	5	0	5-0

Record with a big inning: 7-1

Record without a big inning: 7-1

OPPONENT - 1

Date	Opponent	Inn.	Batters	R	H	E	Score
2/24	at UCF	2	8	4	5	1	3-5

Record when allowing a big inning: 1-0

Record when not allowing a big inning: 13-2

AUBURN IN THE NATIONAL AND SEC RANKINGS

(As of Mar. 11)

TEAM

	TOTAL	NCAA	SEC
Shutouts	5	2	2
BB/9.0 IP	2.21	2	1
K-BB Ratio	4.41	3	2
WHIP	0.99	6	3
ERA	2.15	9	5
Sac Flies	11	13	1
Hits Allowed/9.0 IP	6.68	20	5
Walks	86	28	5
Runs	113	36	11
Hits	152	39	7
Stolen Bases	24	44	7
Home Runs	14	47	11

INDIVIDUAL

9 RYAN BLISS

	TOTAL	NCAA	SEC
Sac Flies	3	8	1

32 TANNER BURNS

	TOTAL	NCAA	SEC
Complete Games	1	4	1
Strikeouts	39	6	2
WHIP	0.56	9	1
Wins	3	23	9
H/9.0 IP	3.71	27	3
ERA	0.68	32	7
K-BB Ratio	9.75	33	8
K/9.0 IP	13.16	47	7

17 WILL HOLLAND

	TOTAL	NCAA	SEC
Walks	14	43	8

16 KASON HOWELL

	TOTAL	NCAA	SEC
Sac Flies	3	8	1

10 EDOUARD JULIEN

	TOTAL	NCAA	SEC
Home Runs	5	23	5
Runs	19	28	5
Walks	14	43	8

44 JACK OWEN

	TOTAL	NCAA	SEC
ERA	0.00	1	1
Complete Games	1	4	1
K-BB Ratio	14.50	12	5
WHIP	0.64	16	3
BB/9.0 IP	0.72	22	3
Wins	3	23	9

29 CARSON SKIPPER

	TOTAL	NCAA	SEC
Wins	3	23	9

GAMEDAY EXPERIENCE: SAMFORD STADIUM-HITCHCOCK FIELD AT PLAINSMAN PARK

» Auburn's baseball home for the past 68 seasons, Samford Stadium-Hitchcock Field at Plainsman Park seats 4,096, including 3,227 chairback seats. Auburn's baseball field has been called a renaissance of Camden Yard proportions and received a new 24x64 foot video board, sound system and lighting prior to 2017.



PITCHING CAREERS

ELLIOTT ANDERSON'S CAREER APPEARANCES

2017 - FRESHMAN YEAR

Date	Opp (Res.)	DEC	QS	IP	H	R	ER	BBSO	HR	ERA	NP
2/17	GEORGIA WASHINGTON (W, 9-0)	-	-	1.0	0	0	0	1	0	0.00	9
2/22	FLORIDA A&M (W, 12-8)	-	-	0.0	2	3	3	2	0	27.00	14
3/3	LIPSCOMB (W, 8-0)	-	-	0.1	1	0	0	1	1	20.25	20
3/7	SOUTH ALABAMA (L, 3-14)	-	-	0.2	3	4	4	2	1	31.50	22
3/10	PRESBYTERIAN (L, 8-11)	-	-	0.2	0	0	0	0	0	23.62	2
3/15	JACKSONVILLE STATE (W, 10-1)	-	-	2.0	3	0	0	1	0	13.50	25
4/25	TROY (L, 2-5)	-	-	1.2	2	0	0	2	0	9.95	22
4/29	at #7 Mississippi State (W, 5-3)	W	-	2.1	4	1	1	1	0	8.31	36
5/7	ALABAMA (L, 9-11)	-	-	0.2	0	0	0	1	0	7.71	11
5/9	at UAB (L, 2-8)	-	-	1.1	2	1	1	1	1	7.59	31
5/12	at #10 LSU (L, 3-5)	-	-	0.1	1	0	0	0	0	7.36	3
5/20	OLE MISS (L, 4-8)	-	-	1.1	1	0	0	1	0	6.57	19
5/24	vs. #4 Florida (L, 4-5)	-	-	0.0	0	0	0	1	0	6.57	5
6/5	at #16 Florida State (L, 0-6)	-	-	0.1	1	0	0	0	0	6.39	8

2018 - SOPHOMORE YEAR

Date	Opp (Res.)	DEC	QS	IP	H	R	ER	BBSO	HR	ERA	NP
2/18	LONGWOOD (W, 3-0)	-	-	2.0	1	0	0	1	2	0.00	31
2/21	TROY (W, 6-5)	-	-	0.1	3	3	0	1	0	0.00	21
2/24	BRYANT (W, 13-4)	W	-	2.1	0	0	0	0	0	0.00	34
2/27	at #15 South Alabama (W, 7-6)	W	-	1.0	1	2	2	1	2	3.18	19
3/2	BYU (W, 4-3)	-	-	0.0	1	0	0	0	0	3.18	2
3/6	at UAB (W, 11-8)	-	-	1.0	2	2	0	0	1	2.70	21
3/13	GEORGIA TECH (W, 12-7)	W	-	3.1	2	3	3	1	3	4.50	45
3/17	#6 TEXAS A&M (W, 11-5)	-	-	1.0	2	1	1	1	1	4.91	26
3/20	at Georgia Tech (L, 6-4)	-	-	2.0	2	0	0	2	4	4.15	45
3/23	at #8 Kentucky (L, 5-4)	-	-	0.0	0	0	0	0	0	4.15	1
3/25	at #8 Kentucky (L, 13-3)	-	-	0.0	1	2	2	1	0	5.54	13
3/27	vs. Alabama (W, 5-2)	-	-	0.0	0	0	0	1	0	5.54	5
4/3	ALABAMA A&M (W, 19-5)	W	-	1.2	0	0	0	0	1	4.91	18
4/10	at Samford (L, 12-3)	-	-	1.2	0	1	0	1	1	4.41	28
4/14	MISSISSIPPI STATE (L, 7-2)	-	-	1.0	0	0	0	1	1	4.15	20
4/17	UAB (W, 12-2)	W	-	4.0	0	0	0	1	7	3.37	48
4/24	SAMFORD (W, 7-2)	-	-	3.2	3	0	0	1	4	2.88	51
4/26	at #1 Florida (L, 3-1)	-	-	0.2	1	0	0	1	1	2.81	16
5/5	#17 VANDERBILT (W, 11-5)	-	-	0.2	2	1	1	1	0	3.08	10
5/10	at #5 Ole Miss (L, 5-4)	-	-	0.2	1	0	0	0	0	3.00	10
5/11	at #5 Ole Miss (L, 8-3)	-	-	1.0	1	1	1	0	1	3.21	15
5/15	at Troy (L, 9-5)	-	-	0.1	2	2	2	0	1	3.81	9
5/25	vs. #4 Ole Miss (L, 7-0)	-	-	0.1	0	0	0	1	0	3.77	4
6/2	vs. Army (W, 12-1)	-	-	1.0	1	0	0	0	2	3.64	18

2019 - JUNIOR YEAR

Date	Opp (Res.)	DEC	QS	IP	H	R	ER	BBSO	HR	ERA	NP
2/15	GEORGIA SOUTHERN (W, 11-2)	W	-	4.0	2	0	0	0	7	0.00	45
2/19	ALABAMA A&M (W, 10-1)	-	-	2.0	1	0	0	2	0	0.00	29
2/22	at UCF (W, 4-1)	-	-	2.0	3	0	0	2	2	0.00	42
2/24	at UCF (W, 13-9)	-	-	1.0	0	0	0	0	0	0.00	9
3/3	CINCINNATI (W, 9-5)	W	-	4.1	3	1	1	1	6	0.68	69
3/8	UTSA (W, 6-0)	-	-	2.0	0	0	0	0	0	0.59	19

TANNER BURNS' CAREER APPEARANCES

*-Starter

2018 - FRESHMAN YEAR

Date	Opp (Res.)	DEC	QS	IP	H	R	ER	BBSO	HR	ERA	NP
2/18	*LONGWOOD (W, 3-0)	W	-	5.0	4	0	0	6	0	0.00	64
2/24	*BRYANT (W, 3-1)	-	X	7.0	2	1	1	2	8	0.75	96
3/3	*BYU (W, 9-5)	W	-	5.0	4	1	1	2	4	1.06	79
3/10	*NORTHEASTERN (L, 2-1)	L	-	4.1	5	2	2	4	5	1.69	84
3/18	*#6 TEXAS A&M (L, 5-1)	L	-	5.0	5	3	2	3	4	2.05	84
3/25	*at #8 Kentucky (L, 13-3)	L	-	2.0	4	4	3	2	1	2.86	50
4/1	*#24 MISSOURI (L, 5-0)	L	-	5.0	1	4	0	3	6	1.24	94
4/8	*at #5 Arkansas (L, 5-4)	-	X	6.0	4	2	1	2	7	2.29	94
4/15	*MISSISSIPPI STATE (W, 7-5)	-	-	4.2	5	3	3	1	4	1.26	71
4/21	*at Alabama (W, 5-0)	W	X	7.0	4	0	0	1	7	2.29	99
4/27	*at #1 Florida (W, 11-5)	-	-	4.0	3	3	3	2	6	2.62	85
5/5	*#17 VANDERBILT (W, 11-5)	W	-	5.0	5	4	4	2	5	1.00	79
5/12	*at #5 Ole Miss (L, 10-3)	-	-	1.2	3	3	3	1	0	3.36	40
5/17	*LSU (W, 11-4)	W	X	6.0	6	4	2	2	4	1.33	97
5/23	*vs. #4 Ole Miss (W, 9-3)	W	X	7.0	6	3	1	2	3	0.31	105
6/1	*vs. Northeastern (W, 13-4)	W	X	6.0	7	3	2	1	2	1.32	96
6/10	*vs. #1 Florida (W, 3-2)	-	X	6.0	5	1	1	4	3	0.31	97

2019 - SOPHOMORE YEAR

Date	Opp (Res.)	DEC	QS	IP	H	R	ER	BBSO	HR	ERA	NP
2/16	*GEORGIA SOUTHERN (L, 5-7)	-	-	5.0	3	1	1	1	7	1.80	74
2/22	*at UCF (W, 4-1)	W	-	5.2	2	1	1	2	7	1.69	96
3/1	*CINCINNATI (W, 5-0)	W	X	9.0	2	0	0	0	15	0.92	104
3/8	*UTSA (W, 6-0)	W	X	7.0	4	0	0	1	10	0.68	99

DAVIS DANIEL'S CAREER APPEARANCES

*-Starter

2017 - FRESHMAN YEAR

Date	Opp (Res.)	DEC	QS	IP	H	R	ER	BBSO	HR	ERA	NP
2/19	*GEORGIA WASHINGTON (W, 4-3)	-	-	4.1	7	2	2	0	3	4.15	75
2/26	*HOLY CROSS (W, 13-4)	-	-	4.1	5	2	2	0	6	4.15	72
3/5	*LIPSCOMB (L, 7-8)	-	-	1.1	5	5	5	2	1	8.10	45
3/8	*KENNESAW STATE (W, 6-4)	-	-	2.0	1	0	0	0	1	6.75	19
3/12	*PRESBYTERIAN (W, 8-0)	W	X	6.0	3	0	0	2	8	4.50	92
3/19	*#5 FLORIDA (W, 6-5)	-	-	2.1	3	4	4	1	0	5.75	45
3/26	*at Georgia (W, 4-1)	W	X	6.0	4	0	0	1	6	4.44	-
4/1	*#6 SOUTH CAROLINA (L, 0-7)	L	-	5.1	4	4	4	2	4	4.83	93
4/9	*at Texas A&M (L, 1-3)	L	-	5.1	9	3	3	1	5	4.86	90
4/15	*at Tennessee (W, 8-1)	W	X	8.0	3	0	0	3	5	4.00	101
4/22	*#16 ARKANSAS (L, 3-7)	-	-	5.0	5	3	3	2	3	4.14	92
4/29	*at #7 Mississippi State (W, 17-8)	-	-	4.1	6	7	7	2	1	3.49	81
5/7	*ALABAMA (L, 9-11)	-	-	4.0	5	3	3	1	5	1.09	67
5/13	at #10 LSU (L, 1-9)	-	-	1.1	0	2	2	3	0	5.28	29
5/19	*OLE MISS (W, 9-1)	W	X	6.1	4	1	1	3	8	4.91	106
5/25	*vs. #13 Arkansas (L, 0-12)	L	-	3.1	6	7	7	2	5	5.58	65
6/4	*at #16 Florida State (L, 7-8)	-	-	1.0	5	4	3	1	0	5.89	42

2018 - SOPHOMORE YEAR

Date	Opp (Res.)	DEC	QS	IP	H	R	ER	BBSO	HR	ERA	NP
2/17	*LONGWOOD (W, 25-1)	W	-	3.0	1	0	0	1	3	0.00	52
2/24	*BRYANT (13-4)	-	-	3.2	7	4	4	0	2	1.54	74
3/3	*BYU (W, 21-4)	W	-	6.0	6	4	4	2	5	1.56	93
3/10	*NORTHEASTERN (W, 14-8)	-	-	3.1	7	1	1	2	4	5.06	73
3/17	*#6 TEXAS A&M (W, 11-5)	-	-	4.2	5	3	1	4	5	4.35	94
3/25	*at #8 Kentucky (W, 4-3)	-	-	5.0	3	1	1	4	4	3.86	92
3/31	*#24 MISSOURI (L, 2-1)	L	X	6.2	5	2	1	2	7	3.34	109
4/7	*at #5 Arkansas (L, 13-2)	L	-	2.0	4	4	3	2	0	3.93	42
4/10	at Samford (L, 12-3)	-	-	1.1	4	2	2	1	2	4.29	33
4/14	*MISSISSIPPI STATE (L, 7-2)	L	-	3.0	7	6	6	2	5	5.35	69
4/21	at Alabama (W, 20-5)	W	-	4.1	2	1	1	1	3	5.02	53
4/28	at #1 Florida (L, 12-3)	-	-	0.1	3	2	2	2	0	5.40	21
5/6	*#17 VANDERBILT (W, 14-0)	-	-	1.0	1	0	0	0	2	5.28	18
5/10	*at #5 Ole Miss (L, 5-4)	L	-	5.0	6	5	5	2	5	2.66	77
5/18	LSU (L, 6-2)	-	-	2.1	1	0	0	1	5	5.40	42
5/22	vs. Kentucky (W, 4-3 [11])	-	-	5.1	6	2	2	2	6	5.21	82
6/3	at #11 N.C. State (W, 15-7)	-	-	1.1	2	1	1	0	2	5.25	16
6/9	at #1 Florida (L, 8-2)	-	-	3.0	3	2	2	0	4	5.28	42
6/11	at #1 Florida (L, 3-2)	-	-	5.1	1	0	0	4	6	4.86	87

2019 - JUNIOR YEAR

Date	Opp (Res.)	DEC	QS	IP	H	R	ER	BBSO	HR	ERA	NP
2/15	*GEORGIA SOUTHERN (W, 11-2)	-	-	2.0	4	2	1	0	4	4.50	47

RICHARD FITT'S CAREER APPEARANCES

2019 - FRESHMAN YEAR

Date	Opp (Res.)	DEC	QS	IP	H	R	ER	BBSO	HR	ERA	NP
2/17	GEORGIA SOUTHERN (W, 4-3)	-	-	2.1	2	1	1	1	0	3.86	47
2/24	at UCF (W, 13-9)	-	-	2.0	2	1	1	0	2	1.45	27
3/5	UT MARTIN (W, 15-9)	W	-	2.0	2	1	1	0	1	4.26	26
3/9	UTSA (W, 8-3)	-	-	0.1	2	1	1	0	1	5.40	9

BROOKS FULLER'S CAREER APPEARANCES

*-Starter

2019 - FRESHMAN YEAR

Date	Opp (Res.)	DEC	QS
------	------------	-----	----

CODY GREENHILL'S CAREER APPEARANCES

2018 - FRESHMAN YEAR

Date	Opp (Res.)	DEC	QS	IP	H	R	ER	BBSO	HR	ERA	NP
2/16	LONGWOOD (W, 6-0)	-	-	1.0	1	0	0	1	0	0.00	23
2/20	GEORGIA STATE (W, 3-2)	W	-	3.1	0	0	0	3	4	0.00	66
2/24	BRYANT (W, 13-4)	-	-	2.0	3	0	0	0	4	0.00	39
2/27	at #15 South Alabama (W, 7-6)	-	-	2.0	2	0	0	1	1	0.00	26
3/3	BYU (W, 9-5)	-	-	3.1	5	1	1	1	4	0.77	48
3/6	at UAB (W, 11-8)	-	-	2.0	0	0	0	0	3	0.66	20
3/10	NORTHEASTERN (L, 2-1)	-	-	4.2	1	0	0	1	4	0.49	59
4/3	ALABAMA A&M (W, 19-5)	-	-	1.0	1	0	0	0	1	0.47	15
4/8	at #5 Arkansas (L, 5-4)	L	-	1.2	1	1	1	2	1	0.86	33
4/15	MISSISSIPPI STATE (W, 7-5)	W	-	4.1	5	2	2	0	5	1.42	78
4/21	at Alabama (W, 5-0)	-	-	2.0	2	0	0	1	4	1.32	38
4/27	at #1 Florida (W, 11-5)	W	-	5.0	6	2	2	2	3	1.67	81
5/5	#17 VANDERBILT (W, 11-5)	-	-	3.1	1	0	0	2	3	1.51	44
5/12	at #5 Ole Miss (L, 10-3)	L	-	4.2	3	1	1	1	3	1.56	69
5/17	LSU (W, 11-4)	-	-	3.0	3	0	0	0	2	1.45	39
5/19	LSU (W, 14-5)	-	-	2.0	3	3	1	1	3	1.59	38
5/22	vs. Kentucky (W, 4-3[11])	W	-	3.0	3	0	0	2	0	1.49	36
5/25	vs. #4 Ole Miss (L, 7-0)	-	-	2.2	4	2	2	0	2	1.76	48
6/3	at #11 N.C. State (W, 15-7)	W	-	4.1	6	3	2	5	1	2.11	86
6/10	vs. #1 Florida (W, 3-2)	W	-	3.0	2	1	1	1	1	2.16	42
6/11	at #1 Florida (L, 3-2)	L	-	0.1	1	1	1	0	0	2.30	8

2019 - SOPHOMORE YEAR

Date	Opp (Res.)	DEC	QS	IP	H	R	ER	BBSO	HR	ERA	NP
2/16	GEORGIA SOUTHERN (L, 5-7)	-	-	2.2	4	1	1	1	0	3.38	34
2/22	at UCF (W, 4-1)	-	-	1.1	0	0	0	0	1	2.25	18
3/2	CINCINNATI (W, 5-0)	-	-	2.0	0	0	0	1	1	1.29	27
3/5	UT MARTIN (W, 15-9)	-	-	2.0	1	1	1	0	0	2.00	15
3/9	UTSA (W, 8-3)	-	-	2.0	3	2	1	0	4	2.45	36

RYAN HOERTER'S CAREER APPEARANCES

*-Starter

2018 - FRESHMAN YEAR

Date	Opp (Res.)	DEC	QS	IP	H	R	ER	BB	SO	HR	ERA	NP
2/17	LONGWOOD (W, 25-1)	-	-	1.0	1	0	0	0	0	0	0.00	9
2/24	BRYANT (W, 13-4)	-	-	1.0	0	0	0	0	1	0	0.00	13
3/6	*at UAB (W, 11-8)	-	-	3.0	3	4	2	1	1	7.20	64	
3/13	*GEORGIA TECH (W, 12-7)	-	-	1.0	1	0	0	4	1	6.00	35	
3/25	at #8 Kentucky (L, 13-3)	-	-	1.0	3	2	2	0	1	7.71	18	
4/3	ALABAMA A&M (W, 19-5)	-	-	1.0	0	0	0	1	1	6.75	18	
4/7	at #5 Arkansas (L, 13-2)	-	-	0.2	1	0	0	0	0	6.23	10	

BAILEY HORN'S CAREER APPEARANCES

2019 - REDSHIRT SOPHOMORE YEAR

Date	Opp (Res.)	DEC	QS	IP	H	R	ER	BB	SO	HR	ERA	NP
2/17	GEORGIA SOUTHERN (W, 4-3)	-	-	3.0	2	0	0	1	0	0.00	52	
2/24	*at UCF (W, 13-9)	-	-	1.0	5	4	4	0	0	1	9.00	30
3/5	*UT MARTIN (W, 15-9)	-	-	0.1	3	3	3	1	1	0	14.54	18

WILL MORRISON'S CAREER APPEARANCES

2019 - FRESHMAN YEAR

Date	Opp (Res.)	DEC	QS	IP	H	R	ER	BB	SO	HR	ERA	NP
2/16	GEORGIA SOUTHERN (L, 5-7)	-	-	0.1	2	2	2	0	0	0	54.00	8
2/19	ALABAMA A&M (W, 10-1)	-	-	2.0	1	0	0	1	5	0	7.71	40
2/24	at UCF (W, 13-9)	-	-	2.0	1	1	1	0	0	1	6.23	23
3/6	UT MARTIN (W, 2-0)	-	-	0.2	1	0	0	1	1	0	5.40	21

JACK OWEN'S CAREER APPEARANCES

*-Starter

2018 - FRESHMAN YEAR

Date	Opp (Res.)	DEC	QS	IP	H	R	ER	BB	SO	HR	ERA	NP
2/17	LONGWOOD (W, 25-1)	-	-	1.0	1	1	1	2	1	0	9.00	29
3/3	BYU (W, 21-4)	-	-	3.0	2	0	0	0	1	0	2.25	33
3/13	GEORGIA TECH (W, 12-7)	-	-	3.0	2	0	0	1	5	0	1.29	45
3/20	*at Georgia Tech (L, 6-4)	L	-	3.1	9	6	6	2	3	1	6.10	56
3/27	*vs. Alabama (W, 5-2)	W	-	4.0	1	0	0	2	4	0	4.40	73
4/1	#24 MISSOURI (L, 5-0)	-	-	1.0	1	0	0	0	1	0	4.11	18
4/3	ALABAMA A&M (W, 19-5)	-	-	1.0	4	2	2	0	1	1	4.96	26
4/7	at #5 Arkansas (L, 13-2)	-	-	0.0	1	4	4	3	0	0	7.16	20
4/10	*at Samford (L 12-3)	L	-	1.0	5	4	4	0	0	1	8.83	23
4/24	*SAMFORD (W, 7-2)	W	-	5.1	6	2	2	0	5	0	7.54	77
5/8	*SOUTH ALABAMA (W, 10-4)	-	-	4.0	3	3	2	1	6	0	7.09	66
5/11	at #5 Ole Miss (L, 8-3)	-	-	1.0	1	0	0	0	1	0	6.83	10
5/15	*at Troy (L, 9-5)	-	-	4.1	5	1	1	2	6	0	6.19	93
5/22	*vs. Kentucky (W, 4-3 [11])	-	-	2.2	2	1	1	3	1	1	5.97	43

2019 - SOPHOMORE YEAR

Date	Opp (Res.)	DEC	QS	IP	H	R	ER	BBSO	HR	ERA	NP	
2/17	GEORGIA SOUTHERN (W, 4-3)	W	-	4.2	4	0	0	2	4	0	0.00	67
2/23	at UCF (L, 1-6)	-	-	4.1	3	1	0	0	8	0	0.00	79
3/2	*CINCINNATI (W, 5-0)	W	X	7.0	3	0	0	0	10	0	0.00	88
3/9	*UTSA (W, 5-0)	W	X	9.0	4	0	0	0	7	0	0.00	98

BLAKE SCHILLECI'S CAREER APPEARANCES

2018 - JUNIOR YEAR

Date	Opp (Res.)	DEC	QS	IP	H	R	ER	BB	SO	HR	ERA	NP
2/20	GEORGIA STATE (W, 3-2)	-	-	0.2	0	0	0	1	1	0	0.00	14
2/23	BRYANT (W, 15-7)	-	-	1.2	2	3	3	0	0	1	11.57	36
3/6	at UAB (W, 11-8)	-	-	0.2	1	0	0	1	1	0	9.00	11
3/10	NORTHEASTERN (W, 14-8)	-	-	0.1	1	1	1	1	0	1	10.80	11
3/14	MEMPHIS (W, 5-4)	-	-	1.2	1	0	0	0	1	0	7.20	22
3/25	at #8 Kentucky (L, 13-3)	-	-	0.2	3	2	2	0	0	0	9.53	15

2019 - SENIOR YEAR

Date	Opp (Res.)	DEC	QS	IP	H	R	ER	BB	SO	HR	ERA	NP
2/19	ALABAMA A&M (W, 10-1)	-	-	1.0	0	0	0	0	2	0	0.00	9

CARSON SKIPPER'S CAREER APPEARANCES

*-Starter

2019 - FRESHMAN YEAR

Date	Opp (Res.)	DEC	QS	IP	H	R	ER	BB	SO	HR	ERA	NP
2/15	GEORGIA SOUTHERN (W, 11-2)	-	-	3.0	3	0	0	1	1	0	0.00	48
2/19	*ALABAMA A&M (W, 10-1)	W	-	4.0	2	1	0	0	8	0	0.00	67
2/24	at UCF (W, 13-9)	W	-	2.0	3	3	3	3	1	1	3.00	58
3/2	*CINCINNATI (W, 9-5)	-	-	3.0	5	4	3	0	4	1	4.50	59
3/6	UT MARTIN (W, 2-0)	-	-	2.1	0	0	0	0	5	0	3.77	31
3/9	*UTSA (W, 8-3)	W	-	4.2	5	0	0	0	5	0	2.84	70

GARRETT WADE'S CAREER APPEARANCES

2019 - FRESHMAN YEAR

Date	Opp (Res.)	DEC	QS	IP	H	R	ER	BB	SO	HR	ERA	NP
2/16	GEORGIA SOUTHERN (L, 5-7)	-	-	0.0	0	0	0	0	1	0	0.00	4
2/20	ALABAMA A&M (W, 10-2)	W	-	4.0	3	0	0	1	4	0	0.00	61
3/6	*UT MARTIN (W, 2-0)	W	-	5.0	1	0	0	2	8	0	0.00	72

RYAN WATSON'S CAREER APPEARANCES

*-Starter

2017 - FRESHMAN YEAR

Date	Opp (Res.)	DEC	QS	IP	H	R	ER	BB	SO	HR	ERA	NP
2/18	GEORGE WASHINGTON (L, 5-9)	-	-	0.2	2	1	1	0	1	0	13.50	10
2/26	HOLY CROSS (W, 13-4)	-	-	1.0	0	0	0	0	2	0	5.40	15
3/3	LIPSCOMB (W, 8-0)	-	-	1.0	0	0	0	0	2	0	3.38	16
3/5	LIPSCOMB (L, 7-8)	-	-	1.1	1	0	0	1	2	0	2.25	29
3/10	PRESBYTERIAN (L, 8-11)	-	-	0.0	1	1	1	0	0	0	4.50	2
3/11	PRESBYTERIAN (W, 7-5)	W	-	1.1	2	0	0	2	1	0	3.38	37
3/14	UAB (W, 4-0)	-	-	2.0	0	0	0	0	2	0	2.45	23
3/17	#5 FLORIDA (W, 14-3)	-	-	2.2	2	1	1	0	2	0	2.70	28
3/21	at Georgia Tech (W, 7-4)	-	-	1.2	0	0	0	1	0	0	2.31	17
3/24	at Georgia (W, 2-1)	-	-	1.0	2	1	1	0	0	0	2.84	-
3/28	vs. Alabama (W, 4-3)	-	-	2.2	1	0	0	2	3	0	2.35	43
4/2	*#6 SOUTH CAROLINA (W, 6-5)	-	-	2.0	4	1	1	0	1	0	2.60	33
4/8	at Texas A&M (L, 3-6)	-	-	1.0	3	1	1	1	0	0	2.95	23
4/11	at Samford (W, 16-15)	-	-	1.0	1	0	0	1	1	0	2.79	21
4/15	at Tennessee (W, 8-1)	-	-	1.0	2	1	1	0	1	1	3.10	16
4/18	at Kennesaw State (W, 15-7)	-	-	1.0	2	2	2	1	1	0	3.80	20
4/23	*#16 ARKANSAS (W, 11-6)	-	-	3.0	5	2	2	0	0	0	4.07	43
5/7	ALABAMA (L, 9-11)	L	-	1.1	2	2	2	1	0	2	4.21	27
5/9	at UAB (L, 2-8)	-	-	0.2	4	3	3	0	0	0	5.13	16
5/20	OLE MISS (L, 4-8)	-	-	1.0	0	0	0	0	0	0	4.94	15
5/25	vs. #13 Arkansas (L, 0-12)	-										

SUPERLATIVES AND MISCELLANEOUS NOTES

STARTS BY POSITION

STARTING PITCHER

Tanner Burns	4	3-1
Carson Skipper	3	3-0
Jack Owen	2	2-0
Bailey Horn	2	2-0
Kyle Gray	2	1-1
Davis Daniel	1	1-0
Brooks Fuller	1	1-0
Garrett Wade	1	1-0

CATCHER

Matt Scheffler	12	11-1
Chase Hall	4	3-1

FIRST BASE

Rankin Woley	16	14-2
--------------	----	------

SECOND BASE

Ryan Bliss	15	13-2
Everett Lau	1	1-0

THIRD BASE

Edouard Julien	15	13-2
Ed Johnson	1	1-0

SHORTSTOP

Will Holland	15	13-2
Ryan Bliss	1	1-0

LEFT FIELD

Judd Ward	15	13-2
Conor Davis	1	1-0

CENTER FIELD

Kason Howell	16	14-2
--------------	----	------

RIGHT FIELD

Steven Williams	16	14-2
-----------------	----	------

DESIGNATED HITTER

Conor Davis	11	9-2
Everett Lau	5	5-0

2019 AUBURN & OPPONENT HIGHS

TEAM BATTING AUBURN OPPONENT

Runs in a game	15, vs. UTM (3/5)	9, two times
Runs in an inning	5, [1st] vs. GS (2/15)	4, [2nd] UCF (2/24)
Most Hits in a game	18, vs. UTM (3/5)	12, GS (2/16)
Fewest Hits in a game	3, vs. UTM (3/6)	2, UC (3/1)
Hits in an inning	6, [3rd] vs. UTM (3/5)	5, [2nd] UCF (2/24)
2B in a game	4, two times	5, UTM (3/5)
3B in a game	2, vs. AAMU (2/19)	N/A
HR in a game	3, two times	4, UCF (2/24)
SB in a game	4, vs. GS (2/15)	3, GS (2/15)
LOB in a game	13, vs. UTM (3/5)	16, GS (2/17)
K in a game	11, vs. UC (3/1)	17, AAMU (2/19)
BB in a game	9, three times	6, GS (2/17)

TEAM PITCHING AUBURN OPPONENT

K in a game	17, vs. AAMU (2/19)	11, UC (3/1)
BB in a game	6, vs. GS (2/17)	9, three times
Pitchers used	7, vs. GS (2/16)	6, UCF (2/24)
Total Quality Starts	4	4

TEAM FIELDING AUBURN OPPONENT

Errors in a game	3, vs. GS (2/17)	4, AAMU (2/19)
DP turned in a game	2, at UCF (2/24)	2, three times

IND. BATTING AUBURN OPPONENT

Hits in a game	4, Holland vs. UTM (3/5)	5, Harford [UTM] (3/5)
Runs in a game	3, five times	4, Stoner [UTM] (3/5)
2B in a game	2, Woley vs. UC (3/1)	2, Harford [UTM] (3/5)
3B in a game	1, four times	N/A
HR in a game	2, Julien vs. AAMU (2/20)	2, Beaver [UCF] (2/24)
RBI in a game	5, Lau vs. UTM (3/5)	5, Hartford [UTM] (3/5)
XBH in a game	2, four times	2, three times
SB in a game	2, three times	1, 13 times
BB in a game	3, Julien two times	3, two times
HBP in a game	2, two times	2, Curry [GS] (2/17)
K in a game	3, five times	4, two times
Hitting Streak	10 g, Bliss (2/17-3/5)	3 g, four times
Consec. G w/HR	Williams (2/24-3/1)	N/A

IND. PITCHING AUBURN

K by a starter	15, Burns vs. UC (3/1)	7, Patel [UTSA] (3/8)
K by a reliever	8, Owen at UCF (2/23)	6, Shawver [UC] (3/1)
BB by a starter	2, five times	4, Holloway [UCF] (2/23)
BB by a reliever	3, two times	5, Whitehead [UCF] (2/24)
IP by a starter	9.0, two times	6.2, two times
IP by a reliever	4.2, Owen vs. GS (2/17)	4.0, Nahas [GS] (2/15)

MISCELLANEOUS AUBURN

Biggest comeback win	5, UTM (3/5)
Biggest blown lead loss	4, vs. GS (2/16)
Largest margin of victory	9, two times
Largest margin of defeat	5, at UCF (2/23)
Longest game, Time	4:34, vs. GS (2/17)
Longest game, Time (9 inn)	3:50, at UCF (2/24)
Shortest game, Time (9 inn)	2:20, UTSA (3/9 - G1)
Longest game, Innings	13, two times
Largest crowd, Home	4,096, vs. GS (2/16)
Largest crowd, Road	1,803, at UCF (2/23)
Largest crowd, Neutral	N/A

STARTS BY ORDER

LEADOFF

Judd Ward	10	9-1
Will Holland	6	5-1

2ND SPOT

Will Holland	9	8-1
Steven Williams	6	5-1
Rankin Woley	1	1-0

3RD SPOT

Edouard Julien	10	9-1
Steven Williams	5	5-0
Rankin Woley	1	0-1

CLEANUP

Rankin Woley	12	11-1
Steven Williams	2	2-0
Conor Davis	1	2-0
Edouard Julien	1	0-1

5TH SPOT

Ryan Bliss	6	6-0
Edouard Julien	4	4-0
Steven Williams	3	2-1
Rankin Woley	2	2-0
Conor Davis	1	0-1

6TH SPOT

Conor Davis	10	9-1
Everett Lau	3	3-0
Ryan Bliss	2	1-1
Kason Howell	1	1-0

7TH SPOT

Ryan Bliss	8	7-1
Kason Howell	7	6-1
Everett Lau	1	1-0

8TH SPOT

Kason Howell	8	7-1
Judd Ward	4	4-0
Everett Lau	2	2-0
Chase Hall	1	1-0
Matt Scheffler	1	0-1

9TH SPOT

Matt Scheffler	11	11-0
Chase Hall	3	2-1
Ed Johnson	1	1-0
Judd Ward	1	0-1

PITCHING NOTES

2019 BULLPEN BY NUMBERS

Total App.....	41
Saves/Opp.....	5/7
IR/IRS.....	29/12
BA Against.....	.213
ERA.....	2.11

SAVES/OPP

Richard Fitts.....	0/1
Brooks Fuller.....	1/1
Cody Greenhill.....	2/3
Carson Skipper.....	2/2

INHERITED RUNNERS/SCORED

Elliott Anderson.....	1/1
Richard Fitts.....	1/0
Brooks Fuller.....	5/2
Peyton Glavine.....	1/0
Cody Greenhill.....	7/2
Will Morrison.....	1/1
Jack Owen.....	2/1
Carson Skipper.....	4/2
Garrett Wade.....	1/1
Ryan Watson.....	6/2

1ST BATTER FACED/RETIRED

Elliott Anderson.....	6/4
Richard Fitts.....	4/2
Brooks Fuller.....	4/3
Kyle Gray.....	1/1
Cody Greenhill.....	6/5
Peyton Glavine.....	3/3
Bailey Horn.....	1/1
Will Morrison.....	4/2
Jack Owen.....	2/1
Blake Schilleci.....	1/1
Carson Skipper.....	3/2
Garrett Wade.....	2/0
Ryan Watson.....	4/3

RELIEF ERA

Peyton Glavine.....	0.00
Kyle Gray.....	0.00
Bailey Horn.....	0.00
Jack Owen.....	0.00
Blake Schilleci.....	0.00
Garrett Wade.....	0.00
Elliott Anderson.....	0.59
Brooks Fuller.....	1.42
Cody Greenhill.....	2.45
Carson Skipper.....	3.68
Ryan Watson.....	4.15
Richard Fitts.....	5.40
Will Morrison.....	5.40

BP SCORELESS IP (current/long)

Elliott Anderson.....	2.0	15.2
Davis Daniel.....	5.2	5.2
Richard Fitts.....	--	2.1
Brooks Fuller.....	1.1	4.0
Peyton Glavine.....	3.0	3.0
Cody Greenhill.....	1.2	11.0
Ryan Hoerter.....	2.0	2.0
Bailey Horn.....	3.0	3.0
Will Morrison.....	2.2	2.2
Jack Owen.....	3.1	7.1
Blake Schilleci.....	1.0	3.2
Carson Skipper.....	2.1	3.1
Garrett Wade.....	4.0	4.0
Ryan Watson.....	0.1	4.2

2019 Auburn Baseball
Team Game-by-Game for Auburn (as of Mar 11, 2019)
Pitching (All games)

Date	Opponent	ip	h	r	er	bb	so	2b	3b	hr	wp	bk	hbp	dp	ibb	score	w-l	sv	era
Feb 15	GEORGIA SOUTHE	9.0	9	2	1	1	12	2	0	0	0	0	0	0	0	11-2	1-0	1	1.00
Feb 16	GEORGIA SOUTHE	13.0	12	7	7	3	11	1	0	2	4	0	1	1	1	5-7	1-1	1	3.27
Feb 17	GEORGIA SOUTHE	13.0	10	3	1	6	7	1	0	0	1	0	2	1	2	4-3	2-1	1	2.31
Feb 19	ALABAMA A&M	9.0	4	1	0	1	17	2	0	0	0	0	2	0	0	10-1	3-1	1	1.84
Feb 20	ALABAMA A&M	9.0	8	2	0	5	10	2	0	0	1	0	0	1	0	10-2	4-1	1	1.53
Feb 22	at UCF	9.0	5	1	1	4	10	1	0	0	0	0	1	0	0	4-1	5-1	2	1.45
Feb 23	at UCF	8.0	9	6	5	2	9	2	0	0	0	0	0	0	0	1-6	5-2	2	1.93
Feb 24	at UCF	9.0	11	9	9	3	3	1	0	4	0	0	2	2	0	13-9	6-2	2	2.73
Mar 01	CINCINNATI	9.0	2	0	0	0	15	1	0	0	0	0	0	0	0	5-0	7-2	2	2.45
Mar 02	CINCINNATI	9.0	3	0	0	1	11	1	0	0	0	0	0	0	0	5-0	8-2	3	2.23
Mar 02	CINCINNATI	9.0	8	5	4	1	11	3	0	2	1	0	0	0	0	9-5	9-2	4	2.38
Mar 05	UT MARTIN	9.0	10	9	6	5	3	5	0	0	0	0	2	0	0	15-9	10-2	4	2.66
Mar 06	UT MARTIN	9.0	3	0	0	3	15	0	0	0	2	0	1	0	0	2-0	11-2	5	2.47
Mar 08	TEXAS AT SAN AN	9.0	4	0	0	1	10	1	0	0	1	0	0	1	0	6-0	12-2	5	2.30
Mar 09	TEXAS AT SAN AN	9.0	4	0	0	0	7	0	0	0	0	0	0	1	0	5-0	13-2	5	2.15
Mar 09	TEXAS AT SAN AN	9.0	10	3	2	1	12	1	0	0	0	0	1	0	0	8-3	14-2	5	2.15
Totals		151.0	112	48	36	37	163	24	0	8	10	0	12	7	3	113-48	14-2	5	2.15

AUBURN STARTING PITCHER BREAKDOWN

Starter	Quality		Run	RS/	Auburn
	GS	Starts	Support	Start	Record
T. Burns	4	2	16	4.0	3-1
C. Skipper	3	0	15	5.0	3-0
B. Horn	2	0	3	1.5	2-0
J. Owen	2	2	7	3.5	2-0
K. Gray	2	0	1	0.5	1-1
D. Daniel	1	0	5	5.0	1-0
B. Fuller	1	0	3	3.0	1-0
G. Wade	1	0	1	1.0	1-0

Auburn Overall Rankings			Auburn SEC-Only Rankings		
Category	Rank	No.	Category	Rank	No.
ERA	5th	2.15	ERA	--	--
Opp BA	5th	.205	Opp BA	--	--
Hits Allowed	5th	112	Hits Allowed	--	--
Walks	1st	37	Walks	--	--
Strikeouts	9th	163	Strikeouts	--	--

AUBURN PITCHING BREAKDOWN

	W-L	ERA	IP	H	R	ER	BB	K	HR	AVG	W-L	ERA	IP	H	R	ER	BB	K	HR	AVG	
STARTERS	8-1	2.19	70.0	50	24	17	13	93	2	.195	HOME	12-1	1.51	125.0	87	32	21	28	141	4	.195
RELIEVERS	6-1	2.11	81.0	62	24	19	24	70	6	.213	ROAD	2-1	5.19	26.0	25	16	15	9	22	4	.248
TOTALS	14-2	2.15	151.0	112	48	36	37	163	8	.205	NEUT.	--	--	--	--	--	--	--	--	--	--

HITTING NOTES

2019 MULTI-HIT GAMES

	2	3	4	5+	Total
Rankin Woley	6	1	-	-	7
Edouard Julien	5	1	-	-	6
Steven Williams	4	2	-	-	6
Matt Scheffler	3	1	-	-	4
Kason Howell	3	1	-	-	4
Conor Davis	4	-	-	-	4
Ryan Bliss	3	-	-	-	3
Judd Ward	2	1	-	-	3
Will Holland	2	-	1	-	3
Everett Lau	1	1	-	-	2

CAREER MULTI-HIT GAMES

	2	3	4	5+	Total
Will Holland	22	7	2	-	31
Conor Davis	26	4	-	-	30
Edouard Julien	17	5	-	-	22
Steven Williams	11	8	3	-	22
Judd Ward	7	1	-	-	8
Rankin Woley	6	1	-	-	7
Kason Howell	3	1	-	-	4
Matt Scheffler	3	1	-	-	4
Ryan Bliss	3	-	-	-	3
Everett Lau	1	1	-	-	2

2019 MULTI-RBI GAMES

	2	3	4	5+	Total
Edouard Julien	3	3	-	-	6
Rankin Woley	5	1	-	-	6
Ryan Bliss	4	-	-	-	4
Judd Ward	1	1	-	-	2
Steven Williams	1	1	-	-	2
Everett Lau	-	-	1	-	1
Will Holland	1	-	-	-	1
Chase Hall	1	-	-	-	1
Kason Howell	-	1	-	-	1
Conor Davis	1	-	-	-	1

CAREER MULTI-RBI GAMES

	2	3	4	5+	Total
Edouard Julien	8	10	6	-	24
Will Holland	11	7	2	-	20
Conor Davis	12	4	2	1	19
Steven Williams	8	5	2	1	16
Rankin Woley	5	1	-	-	6
Judd Ward	3	1	-	-	4
Ryan Bliss	4	-	-	-	4
Chase Hall	1	-	-	-	1
Kason Howell	-	1	-	-	1
Everett Lau	-	-	-	1	1

CAREER STARTS

	Career	Consec.
Will Holland	121	11
Conor Davis	95	1
Steven Williams	81	81
Edouard Julien	74	12
Judd Ward	36	3
Ryan Bliss	16	16
Kason Howell	16	16
Rankin Woley	16	16
Matt Scheffler	12	-
Everett Lau	6	1
Chase Hall	4	1
Ed Johnson	1	-

TEAM NOTES

Auburn Overall SEC Rankings			Auburn SEC-Only Rankings		
Category	Rank	No.	Category	Rank	No.
Avg.	11th	.280	Avg.	--	--
Hits	T-7th	152	Hits	--	--
2B	T-9th	28	2B	--	--
HR	T-11th	14	HR	--	--
BB	5th	86	BB	--	--

2019 AUBURN HOME RUNS

No.	Player (#)	Opponent (Date)	On	Outs	Inn.	Pitcher
1	Edouard Julien (1)	Georgia Southern (2/17)	0	0	7th	Edwards (R)
2	Edouard Julien (2)	Alabama A&M (2/20)	0	0	5th	Mendoza (L)
3	Judd Ward (1)	Alabama A&M (2/20)	0	0	8th	Figueroa (R)
4	Edouard Julien (3)	Alabama A&M (2/20)	1	2	8th	Figueroa (R)
5	Edouard Julien (4)	at UCF (2/22)	1	0	2nd	Schuermann (L)
6	Conor Davis (1)	at UCF (2/24)	1	0	2nd	Spicer (R)
7	Steven Williams (1)	at UCF (2/24)	1	1	3rd	Spicer (R)
8	Rankin Woley (1)	at UCF (2/24)	0	2	4th	Sinclair (R)
9	Steven Williams (2)	Cincinnati (3/1)	1	1	7th	Shawver (L)
10	Ryan Bliss (1)	Cincinnati (3/2)	0	2	3rd	Batcho (L)
11	Edouard Julien (5)	UT Martin (3/5)	0	1	4th	Cannon (R)
12	Everett Lau (1)	UT Martin (3/5)	2	1	7th	O'Doherty (R)
13	Conor Davis (2)	UT Martin (3/6)	0	2	4th	Bullington (R)
14	Matt Scheffler (1)	UTSA (3/9)	0	2	5th	Foust (R)

AUBURN CAREER HOME RUN BREAKDOWN

	1R	2R	3R	GS	Career	Home	Road	Last
Bliss	1	--	--	--	1	1	0	3/02/19
Davis	1	1	3	--	5	4	1	3/6/19
Holland	8	5	1	--	15	9	7	6/02/18
Julien	6	5	8	3	22	12	10	3/5/19
Lau	--	--	1	--	1	1	--	3/5/19
Scheffler	1	--	--	--	1	1	--	3/9/19
Ward	1	0	0	0	1	1	0	2/20/19
Williams	5	5	3	1	14	8	6	3/01/19
Woley	1	--	--	--	1	--	1	2/24/19

HITTING STREAKS

	Current	'19	Career
Ryan Bliss	1	10	10
Kason Howell	3	5	5
Rankin Woley	4	5	5
Judd Ward	-	5	5
Edouard Julien	2	5	6
Conor Davis	5	5	11
Matt Scheffler	5	5	5
Chase Hall	1	1	1
Brody Moore	1	1	1
Will Holland	3	3	8
Steven Williams	-	5	6
Everett Lau	-	2	2

REACHED BASE STREAKS

	Current	'19	Career
Steven Williams	22	16	22
Rankin Woley	16	16	16
Judd Ward	1	13	13
Edouard Julien	3	11	14
Ryan Bliss	1	10	10
Kason Howell	10	10	10
Will Holland	3	5	18
Conor Davis	5	5	19
Everett Lau	-	5	5
Matt Scheffler	8	8	8
Chase Hall	3	3	3
Ed Johnson	1	1	1
Brody Moore	1	1	1
Brett Olson	1	1	2

BUNT HITS

Player	No.
Ryan Bliss	1
Kason Howell	1
Edouard Julien	1
Judd Ward	1
TOTAL	4

SAC BUNTS

Player	No.
Ryan Bliss	1
Will Holland	1
Kason Howell	2
Judd Ward	1
Steven Williams	2
Matt Scheffler	1
TOTAL	8

SAC FLIES

Player	No.
Ryan Bliss	3
Kason Howell	3
Edouard Julien	1
Judd Ward	1
Steven Williams	1
Rankin Woley	1
Matt Scheffler	1
TOTAL	11

OUTFIELD ASSISTS

Player	No.
Judd Ward	2
Kason Howell	1
TOTAL	3

PINCH HITS

Player	No.
TOTAL	0

AUBURN 2019 GAME-BY-GAME STARTING LINEUPS

DATE	OPP	1	2	3	4	5	6	7	8	9	SP
2/15	Georgia Southern	Ward	Holland	Williams	Woley	Julien	Davis	Bliss	Howell	Scheffler	Daniel
2/16	Georgia Southern	Holland	Williams	Woley	Julien	Davis	Bliss	Howell	Scheffler	Ward	Burns
2/17	Georgia Southern	Ward	Holland	Williams	Woley	Julien	Davis	Bliss	Howell	Hall	Gray
2/19	Alabama A&M	Ward	Holland	Williams	Woley	Bliss	Howell	Lau	Hall	Johnson	Skipper
2/20	Alabama A&M	Ward	Woley	Williams	Davis	Julien	Bliss	Howell	Lau	Scheffler	Fuller
2/22	at UCF	Ward	Holland	Williams	Woley	Julien	Davis	Bliss	Howell	Scheffler	Burns
2/23	at UCF	Ward	Holland	Julien	Woley	Williams	Davis	Bliss	Howell	Hall	Gray
2/24	at UCF	Ward	Holland	Julien	Woley	Williams	Davis	Bliss	Howell	Scheffler	Horn
3/1	Cincinnati	Ward	Holland	Julien	Woley	Williams	Davis	Bliss	Howell	Scheffler	Burns
3/2	Cincinnati	Ward	Holland	Julien	Williams	Woley	Davis	Bliss	Howell	Scheffler	Owen
3/3	Cincinnati	Ward	Holland	Julien	Woley	Williams	Davis	Bliss	Howell	Scheffler	Skipper
3/5	UT Martin	Holland	Williams	Julien	Woley	Bliss	Lau	Howell	Ward	Scheffler	Horn
3/6	UT Martin	Holland	Williams	Julien	Woley	Bliss	Davis	Howell	Lau	Scheffler	Wade
3/8	UTSA	Holland	Williams	Julien	Woley	Bliss	Davis	Howell	Ward	Scheffler	Burns
3/9	UTSA	Holland	Williams	Julien	Woley	Bliss	Lau	Howell	Ward	Scheffler	Owen
3/10	UTSA	Holland	Williams	Julien	Woley	Bliss	Davis	Howell	Ward	Hall	Skipper
3/12	at South Alabama										
3/15	Tennessee*										
3/16	Tennessee*										
3/17	Tennessee*										
3/19	at UAB										
3/22	at Mississippi State*										
3/23	at Mississippi State*										
3/24	at Mississippi State*										
3/26	vs. Alabama%										
3/29	at South Carolina*										
3/30	at South Carolina*										
3/31	at South Carolina*										
4/2	Georgia Tech										
4/4	Arkansas*										
4/5	Arkansas*										
4/6	Arkansas*										
4/9	Jacksonville State										
4/12	at Texas A&M*										
4/13	at Texas A&M*										
4/14	at Texas A&M*										
4/16	at Georgia Tech										
4/18	Ole Miss*										
4/19	Ole Miss*										
4/20	Ole Miss*										
4/23	at Jacksonville State										
4/25	at Vanderbilt*										
4/26	at Vanderbilt*										
4/27	at Vanderbilt*										
5/3	Alabama*										
5/4	Alabama*										
5/5	Alabama*										
5/7	UAB										
5/10	Georgia*										
5/11	Georgia*										
5/12	Georgia*										
5/14	North Alabama*										
5/16	at LSU*										
5/17	at LSU*										
5/18	at LSU*										

* - SEC Game

% - MAX Capital City Classic (Montgomery, Ala.)

AUBURN 2019 GAME-BY-GAME STARTERS

DATE	OPP	SP	C	1B	2B	3B	SS	LF	CF	RF	DH
2/15	Georgia Southern	Daniel	Scheffler	Woley	Bliss	Julien	Holland	Ward	Howell	Williams	Davis
2/16	Georgia Southern	Burns	Scheffler	Woley	Bliss	Julien	Holland	Ward	Howell	Williams	Davis
2/17	Georgia Southern	Gray	Hall	Woley	Bliss	Julien	Holland	Ward	Howell	Williams	Davis
2/19	Alabama A&M	Skipper	Hall	Woley	Bliss	Johnson	Holland	Ward	Howell	Williams	Lau
2/20	Alabama A&M	Fuller	Scheffler	Woley	Lau	Julien	Bliss	Ward	Howell	Williams	Davis
2/22	at UCF	Burns	Scheffler	Woley	Bliss	Julien	Holland	Ward	Howell	Williams	Davis
2/23	at UCF	Gray	Hall	Woley	Bliss	Julien	Holland	Ward	Howell	Williams	Davis
2/24	at UCF	Horn	Scheffler	Woley	Bliss	Julien	Holland	Ward	Howell	Williams	Davis
3/1	Cincinnati	Burns	Scheffler	Woley	Bliss	Julien	Holland	Ward	Howell	Williams	Lau
3/2	Cincinnati	Owens	Scheffler	Woley	Bliss	Julien	Holland	Ward	Howell	Williams	Davis
3/3	Cincinnati	Skipper	Scheffler	Woley	Bliss	Julien	Holland	Ward	Howell	Williams	Davis
3/5	UT Martin	Horn	Scheffler	Woley	Bliss	Julien	Holland	Ward	Howell	Williams	Lau
3/6	UT Martin	Wade	Scheffler	Woley	Bliss	Julien	Holland	Davis	Howell	Williams	Lau
3/8	UTSA	Burns	Scheffler	Woley	Bliss	Julien	Holland	Ward	Howell	Williams	Davis
3/9	UTSA	Owen	Scheffler	Woley	Bliss	Julien	Holland	Ward	Howell	Williams	Lau
3/10	UTSA	Skipper	Hall	Woley	Bliss	Julien	Holland	Ward	Howell	Williams	Davis
3/12	at South Alabama										
3/15	Tennessee*										
3/16	Tennessee*										
3/17	Tennessee*										
3/19	at UAB										
3/22	at Mississippi State*										
3/23	at Mississippi State*										
3/24	at Mississippi State*										
3/26	vs. Alabama%										
3/29	at South Carolina*										
3/30	at South Carolina*										
3/31	at South Carolina*										
4/2	Georgia Tech										
4/4	Arkansas*										
4/5	Arkansas*										
4/6	Arkansas*										
4/9	Jacksonville State										
4/12	at Texas A&M*										
4/13	at Texas A&M*										
4/14	at Texas A&M*										
4/16	at Georgia Tech										
4/18	Ole Miss*										
4/19	Ole Miss*										
4/20	Ole Miss*										
4/23	at Jacksonville State										
4/25	at Vanderbilt*										
4/26	at Vanderbilt*										
4/27	at Vanderbilt*										
5/3	Alabama*										
5/4	Alabama*										
5/5	Alabama*										
5/7	UAB										
5/10	Georgia*										
5/11	Georgia*										
5/12	Georgia*										
5/14	North Alabama*										
5/16	at LSU*										
5/17	at LSU*										
5/18	at LSU*										

* - SEC Game

^ - MAX Capital City Classic (Montgomery, Ala.)

OVERALL STATS



2019 Auburn Baseball
Overall Statistics for Auburn (as of Mar 09, 2019)
(All games Sorted by Batting avg)



Record: 14-2 Home: 12-1 Away: 2-1 SEC: 0-0

Player	avg	gp-gs	ab	r	h	2b	3b	hr	rbi	tb	slg%	bb	hp	so	gdp	ob%	sf	sh	sb-att	po	a	e	fld%	
4 Woley, Rankin	.355	16-16	62	15	22	6	1	1	18	33	.532	8	3	19	3	.446	1	0	0-0	127	11	1	.993	
16 Howell, Kason	.327	16-16	55	11	18	3	0	0	13	21	.382	8	2	12	0	.412	3	2	7-8	42	1	2	.956	
10 Julien, Edouard	.321	15-15	53	19	17	2	0	5	16	34	.642	14	4	17	0	.486	1	0	2-2	4	20	4	.857	
6 Scheffler, Matt	.311	14-12	45	9	14	2	0	1	5	19	.422	4	2	6	1	.385	1	1	3-3	122	17	1	.993	
41 Williams, Steven	.279	16-16	61	14	17	3	0	2	9	26	.426	10	2	12	1	.392	1	2	1-1	37	0	0	1.000	
24 Davis, Conor	.275	13-12	51	7	14	2	0	2	6	22	.431	3	0	12	1	.315	0	0	1-1	2	0	0	1.000	
9 Bliss, Ryan	.250	16-16	60	12	15	3	1	1	11	23	.383	8	0	12	1	.324	3	1	4-4	24	27	1	.981	
1 Ward, Judd	.241	16-15	54	11	13	2	1	1	7	20	.370	12	4	12	0	.408	1	1	1-2	28	2	0	1.000	
17 Holland, Will	.236	15-15	55	10	13	3	0	0	5	16	.291	14	2	9	2	.408	0	1	5-6	8	34	3	.933	

19 Moore, Brody	1.000	1-0	1	0	1	0	1	0	0	3	3.000	0	0	0	0	1.000	0	0	0-0	0	0	0	.000	
2 Lau, Everett	.261	8-6	23	4	6	1	0	1	6	10	.435	2	1	6	1	.346	0	0	0-0	4	3	0	1.000	
11 Hall, Chase	.154	5-4	13	0	2	1	0	0	2	3	.231	1	1	1	1	.267	0	0	0-0	38	2	2	.952	
7 Johnson, Ed	.000	2-1	4	0	0	0	0	0	0	0	.000	1	0	1	0	.200	0	0	0-0	3	1	0	1.000	
5 Eaton, Jarrett	.000	2-0	2	0	0	0	0	0	0	0	.000	0	0	0	0	.000	0	0	0-0	1	0	0	1.000	
3 Warner, Devin	.000	2-0	2	0	0	0	0	0	0	0	.000	0	0	1	0	.000	0	0	0-0	0	0	0	.000	
21 Henderson, Jackso	.000	3-0	1	1	0	0	0	0	0	0	.000	0	0	1	0	.000	0	0	0-0	1	0	0	1.000	
38 Olson, Brett	.000	1-0	0	0	0	0	0	0	0	0	.000	1	0	0	0	1.000	0	0	0-0	0	0	0	.000	
Totals	.280	16	542	113	152	28	4	14	98	230	.424	86	21	121	11	.392	11	8	24-27	453	139	17	.972	
Opponents	.205	16	547	48	112	24	0	8	38	160	.293	37	12	163	7	.268	4	7	13-16	421	146	23	.961	

LOB - Team (134), Opp (106). DPs turned - Team (7), Opp (12). IBB - Team (6), Julien, E. 4, Holland, W. 1, Howell, K. 1, Opp (3). Picked off - Holland, W. 1, Scheffler, M 1, Howell, K. 1.

(All games Sorted by Earned run avg)

Player	era	w-l	app	gs	cg	sho	sv	ip	h	r	er	bb	so	2b	3b	hr	b/avg	wp	hp	bks	sfa	sha
44 Owen, Jack	0.00	3-0	4	2	1	1/1	0	25.0	14	1	0	2	29	2	0	0	.165	1	0	0	0	2
14 Anderson, Elliott	0.59	2-0	6	0	0	0/1	0	15.1	9	1	1	3	17	4	0	1	.167	1	1	0	0	0
32 Burns, Tanner	0.68	3-0	4	4	1	1/1	0	26.2	11	2	2	4	39	3	0	0	.124	1	1	0	0	0
20 Greenhill, Cody	2.45	0-0	6	0	0	0/1	2	11.0	8	4	3	2	6	2	0	0	.211	1	2	0	1	0
29 Skipper, Carson	2.84	3-0	6	3	0	0/1	2	19.0	18	8	6	4	24	3	0	2	.247	1	1	0	0	1

40 Wade, Garrett	0.00	2-0	3	1	0	0/1	0	9.0	4	0	0	3	13	1	0	0	.133	2	1	0	0	1
23 Glavine, Peyton	0.00	0-0	3	0	0	0/0	0	2.2	3	0	0	2	5	1	0	0	.273	0	0	0	0	0
31 Schilleci, Blake	0.00	0-0	1	0	0	0/0	0	1.0	0	0	0	0	2	0	0	0	.000	0	0	0	0	0
18 Fuller, Brooks	0.96	0-0	5	1	0	0/0	1	9.1	5	6	1	7	4	0	0	1	.152	1	1	0	0	0
37 Watson, Ryan	4.15	0-1	4	0	0	0/0	0	8.2	7	4	4	1	4	2	0	1	.241	0	0	0	2	1
13 Daniel, Davis	4.50	0-0	1	1	0	0/0	0	2.0	4	2	1	0	4	0	0	0	.364	0	0	0	0	0
43 Fitts, Richard	5.40	1-0	4	0	0	0/0	0	6.2	8	4	4	1	4	2	0	1	.296	0	0	0	0	1
33 Morrison, Will	5.40	0-0	4	0	0	0/1	0	5.0	5	3	3	2	6	0	0	1	.263	1	3	0	0	0
36 Gray, Kyle	6.75	0-1	3	2	0	0/1	0	5.1	6	6	4	4	5	1	0	0	.273	1	2	0	1	1
8 Horn, Bailey	14.54	0-0	3	2	0	0/0	0	4.1	10	7	7	2	1	3	0	1	.435	0	0	0	0	0
Totals	2.15	14-2	16	16	2	5/3	5	151.0	112	48	36	37	163	24	0	8	.205	10	12	0	4	7
Opponents	6.48	2-14	16	16	0	0/0	0	140.1	152	113	101	86	121	28	4	14	.280	26	21	7	11	8

PB - Team (3), Hall, C. 2, Scheffler, M 1, Opp (1). Pickoffs - Team (3), Scheffler, M 1, Greenhill, C 1, Skipper, C. 1, Opp (3). SBA/ATT - Scheffler, M (10-13), Owen, J. (3-4), Hall, C. (3-3), Skipper, C. (2-2), Daniel, D. (2-2), Burns, T. (1-2), Horn, B. (1-1), Fuller, B. (1-1), Morrison, W. (1-1), Fitts, R. (1-1), Anderson, E. (1-1), Wade, G. (0-1).

HOME GAMES



**2019 Auburn Baseball
Overall Statistics for Auburn (as of Mar 11, 2019)
(Home games Sorted by Batting avg)**



Record: 12-1 Home: 12-1 Away: 0-0 SEC: 0-0

Player	avg	gp-gs	ab	r	h	2b	3b	hr	rbi	tb	slg%	bb	hp	so	gdp	ob%	sf	sh	sb-att	po	a	e	fld%	
4 Woley, Rankin	.392	13-13	51	10	20	6	1	0	17	28	.549	6	2	15	2	.467	1	0	0-0	107	9	1	.991	
16 Howell, Kason	.370	13-13	46	9	17	3	0	0	12	20	.435	8	0	10	0	.446	2	1	7-8	31	1	2	.941	
10 Julien, Edouard	.333	12-12	45	17	15	2	0	4	14	29	.644	8	4	13	0	.466	1	0	2-2	3	18	4	.840	
6 Scheffler, Matt	.294	11-10	34	7	10	1	0	1	5	14	.412	4	2	4	1	.390	1	1	2-2	105	16	0	1.000	
41 Williams, Steven	.275	13-13	51	12	14	3	0	1	6	20	.392	7	2	12	1	.377	1	1	0-0	27	0	0	1.000	
24 Davis, Conor	.263	10-9	38	5	10	1	0	1	4	14	.368	2	0	10	0	.300	0	0	1-1	2	0	0	1.000	
2 Lau, Everett	.261	8-6	23	4	6	1	0	1	6	10	.435	2	1	6	1	.346	0	0	0-0	4	3	0	1.000	
17 Holland, Will	.256	12-12	43	10	11	2	0	0	3	13	.302	12	2	6	1	.439	0	0	5-6	5	27	2	.941	
1 Ward, Judd	.238	13-12	42	9	10	2	0	1	4	15	.357	8	4	9	0	.400	1	1	1-2	22	2	0	1.000	
9 Bliss, Ryan	.229	13-13	48	11	11	1	1	1	8	17	.354	7	0	9	1	.310	3	1	4-4	21	23	1	.978	

19 Moore, Brody	1.000	1-0	1	0	1	0	1	0	0	3	3.000	0	0	0	0	1.000	0	0	0-0	0	0	0	.000	
11 Hall, Chase	.167	4-3	12	0	2	1	0	0	2	3	.250	1	0	0	1	.231	0	0	0-0	33	2	1	.972	
7 Johnson, Ed	.000	2-1	4	0	0	0	0	0	0	0	.000	1	0	1	0	.200	0	0	0-0	3	1	0	1.000	
5 Eaton, Jarrett	.000	2-0	2	0	0	0	0	0	0	0	.000	0	0	0	0	.000	0	0	0-0	1	0	0	1.000	
3 Warner, Devin	.000	2-0	2	0	0	0	0	0	0	0	.000	0	0	1	0	.000	0	0	0-0	0	0	0	.000	
21 Henderson, Jackso	.000	3-0	1	1	0	0	0	0	0	0	.000	0	0	1	0	.000	0	0	0-0	1	0	0	1.000	
38 Olson, Brett	.000	1-0	0	0	0	0	0	0	0	0	.000	1	0	0	0	1.000	0	0	0-0	0	0	0	.000	
Totals	.287	13	443	95	127	23	3	10	81	186	.420	67	17	97	8	.393	10	5	22-25	375	120	13	.974	
Opponents	.195	13	446	32	87	20	0	4	24	119	.267	28	9	141	5	.255	3	6	10-13	340	123	18	.963	

LOB - Team (107), Opp (85). DPs turned - Team (5), Opp (8). IBB - Team (3), Holland, W. 1, Julien, E. 1, Howell, K. 1, Opp (3). Picked off - Howell, K. 1, Scheffler, M 1.

(Home games Sorted by Earned run avg)

Player	era	w-l	app	gs	cg	sho	sv	ip	h	r	er	bb	so	2b	3b	hr	b/avg	wp	hp	bks	sfa	sha		
44 Owen, Jack	0.00	3-0	3	2	1	1/1	0	20.2	11	0	0	2	21	1	0	0	.162	1	0	0	0	2		
40 Wade, Garrett	0.00	2-0	3	1	0	0/1	0	9.0	4	0	0	3	13	1	0	0	.133	2	1	0	0	1		
32 Burns, Tanner	0.43	2-0	3	3	1	1/1	0	21.0	9	1	1	2	32	2	0	0	.129	1	0	0	0	0		
14 Anderson, Elliott	0.73	2-0	4	0	0	0/1	0	12.1	6	1	1	1	15	4	0	1	.140	1	0	0	0	0		
18 Fuller, Brooks	0.96	0-0	5	1	0	0/0	1	9.1	5	6	1	7	4	0	0	1	.152	1	1	0	0	0		
29 Skipper, Carson	1.59	2-0	5	3	0	0/1	2	17.0	15	5	3	1	23	3	0	1	.231	1	1	0	0	0		

36 Gray, Kyle	0.00	0-0	2	1	0	0/1	0	4.0	3	2	0	2	4	0	0	0	.200	1	2	0	1	1		
23 Glavine, Peyton	0.00	0-0	3	0	0	0/0	0	2.2	3	0	0	2	5	1	0	0	.273	0	0	0	0	0		
31 Schilleci, Blake	0.00	0-0	1	0	0	0/0	0	1.0	0	0	0	0	2	0	0	0	.000	0	0	0	0	0		
20 Greenhill, Cody	3.12	0-0	4	0	0	0/1	1	8.2	8	4	3	2	5	2	0	0	.258	1	2	0	1	0		
37 Watson, Ryan	4.26	0-1	3	0	0	0/0	0	6.1	4	3	3	1	4	2	0	1	.200	0	0	0	1	1		
13 Daniel, Davis	4.50	0-0	1	1	0	0/0	0	2.0	4	2	1	0	4	0	0	0	.364	0	0	0	0	0		
43 Fitts, Richard	5.79	1-0	3	0	0	0/0	0	4.2	6	3	3	1	2	2	0	0	.316	0	0	0	0	1		
33 Morrison, Will	6.00	0-0	3	0	0	0/1	0	3.0	4	2	2	2	6	0	0	0	.333	1	2	0	0	0		
8 Horn, Bailey	8.10	0-0	2	1	0	0/0	0	3.1	5	3	3	2	1	2	0	0	.333	0	0	0	0	0		
Totals	1.51	12-1	13	13	2	5/3	4	125.0	87	32	21	28	141	20	0	4	.195	10	9	0	3	6		
Opponents	6.75	1-12	13	13	0	0/0	0	113.1	127	95	85	67	97	23	3	10	.287	24	17	6	10	5		

PB - Team (1), Scheffler, M 1, Opp (1). Pickoffs - Team (3), Skipper, C. 1, Scheffler, M 1, Greenhill, C 1, Opp (2). SBA/ATT - Scheffler, M (7-10), Hall, C. (3-3), Owen, J. (2-3), Burns, T. (1-2), Daniel, D. (2-2), Skipper, C. (1-1), Fuller, B. (1-1), Wade, G. (0-1), Horn, B. (1-1), Fitts, R. (1-1), Anderson, E. (1-1).

AWAY GAMES



2019 Auburn Baseball
Overall Statistics for Auburn (as of Mar 11, 2019)
(Away games Sorted by Batting avg)



Record: 2-1 Home: 0-0 Away: 2-1 SEC: 0-0

Player	avg	gp-gs	ab	r	h	2b	3b	hr	rbi	tb	slg%	bb	hp	so	gdp	ob%	sf	sh	sb-att	po	a	e	fld%	
6 Scheffler, Matt	.364	3-2	11	2	4	1	0	0	0	5	.455	0	0	2	0	.364	0	0	1-1	17	1	1	.947	
9 Bliss, Ryan	.333	3-3	12	1	4	2	0	0	3	6	.500	1	0	3	0	.385	0	0	0-0	3	4	0	1.000	
24 Davis, Conor	.308	3-3	13	2	4	1	0	1	2	8	.615	1	0	2	1	.357	0	0	0-0	0	0	0	.000	
41 Williams, Steven	.300	3-3	10	2	3	0	0	1	3	6	.600	3	0	0	0	.462	0	1	1-1	10	0	0	1.000	
1 Ward, Judd	.250	3-3	12	2	3	0	1	0	3	5	.417	4	0	3	0	.438	0	0	0-0	6	0	0	1.000	
10 Julien, Edouard	.250	3-3	8	2	2	0	0	1	2	5	.625	6	0	4	0	.571	0	0	0-0	1	2	0	1.000	
4 Woley, Rankin	.182	3-3	11	5	2	0	0	1	1	5	.455	2	1	4	1	.357	0	0	0-0	20	2	0	1.000	
17 Holland, Will	.167	3-3	12	0	2	1	0	0	2	3	.250	2	0	3	1	.286	0	1	0-0	3	7	1	.909	
16 Howell, Kason	.111	3-3	9	2	1	0	0	0	1	1	.111	0	2	2	0	.250	1	1	0-0	11	0	0	1.000	

11 Hall, Chase	.000	1-1	1	0	0	0	0	0	0	0	.000	0	1	1	0	.500	0	0	0-0	5	0	1	.833	
Totals	.253	3	99	18	25	5	1	4	17	44	.444	19	4	24	3	.390	1	3	2-2	78	19	4	.960	
Opponents	.248	3	101	16	25	4	0	4	14	41	.406	9	3	22	2	.325	1	1	3-3	81	23	5	.954	

LOB - Team (27), Opp (21). DPs turned - Team (2), Opp (4). IBB - Team (3), Julien, E. 3. Picked off - Holland, W. 1.

(Away games Sorted by Earned run avg)

Player	era	w-l	app	gs	cg	sho	sv	ip	h	r	er	bb	so	2b	3b	hr	b/avg	wp	hp	bk	sfa	sha
44 Owen, Jack	0.00	0-0	1	0	0	0/0	0	4.1	3	1	0	0	8	1	0	0	.176	0	0	0	0	0
14 Anderson, Elliott	0.00	0-0	2	0	0	0/0	0	3.0	3	0	0	2	2	0	0	0	.273	0	1	0	0	0
20 Greenhill, Cody	0.00	0-0	2	0	0	0/0	1	2.1	0	0	0	0	1	0	0	0	.000	0	0	0	0	0
32 Burns, Tanner	1.59	1-0	1	1	0	0/0	0	5.2	2	1	1	2	7	1	0	0	.105	0	1	0	0	0
37 Watson, Ryan	3.86	0-0	1	0	0	0/0	0	2.1	3	1	1	0	0	0	0	0	.333	0	0	0	1	0

43 Fitts, Richard	4.50	0-0	1	0	0	0/0	0	2.0	2	1	1	0	2	0	0	1	.250	0	0	0	0	0
33 Morrison, Will	4.50	0-0	1	0	0	0/0	0	2.0	1	1	1	0	0	0	0	1	.143	0	1	0	0	0
29 Skipper, Carson	13.50	1-0	1	0	0	0/0	0	2.0	3	3	3	3	1	0	0	1	.375	0	0	0	0	1
36 Gray, Kyle	27.00	0-1	1	1	0	0/0	0	1.1	3	4	4	2	1	1	0	0	.429	0	0	0	0	0
8 Horn, Bailey	36.00	0-0	1	1	0	0/0	0	1.0	5	4	4	0	0	1	0	1	.625	0	0	0	0	0
Totals	5.19	2-1	3	3	0	0/0	1	26.0	25	16	15	9	22	4	0	4	.248	0	3	0	1	1
Opponents	5.33	1-2	3	3	0	0/0	0	27.0	25	18	16	19	24	5	1	4	.253	2	4	1	1	3

PB - Team (2), Hall, C. 2. Pickoffs - Team (0), Opp (1). SBA/ATT - Scheffler, M (3-3), Skipper, C. (1-1), Owen, J. (1-1), Morrison, W. (1-1).

LAST FIVE GAMES



**2019 Auburn Baseball
Overall Statistics for Auburn (as of Mar 11, 2019)
(Last Five Sorted by Batting avg)**



Record: 5-0 Home: 5-0 Away: 0-0 SEC: 0-0

Player	avg	gp-gs	ab	r	h	2b	3b	hr	rbi	tb	slg%	bb	hp	so	gdp	ob%	sf	sh	sb-att	po	a	e	fld%	
6 Scheffler, Matt	.700	4-4	10	5	7	0	0	1	2	10	1.000	2	1	0	0	.714	1	0	1-1	33	4	0	1.000	
24 Davis, Conor	.364	3-3	11	2	4	0	0	1	3	7	.636	0	0	4	0	.364	0	0	1-1	2	0	0	1.000	
17 Holland, Will	.350	5-5	20	3	7	1	0	0	0	8	.400	2	1	2	0	.435	0	0	1-1	2	14	0	1.000	
10 Julien, Edouard	.313	5-5	16	8	5	1	0	1	5	9	.563	4	3	3	0	.522	0	0	0-0	1	7	1	.889	
4 Woley, Rankin	.294	5-5	17	3	5	0	0	0	5	5	.294	3	1	5	1	.429	0	0	0-0	36	5	1	.976	
16 Howell, Kason	.294	5-5	17	2	5	1	0	0	5	6	.353	2	0	5	0	.350	1	0	3-3	11	1	1	.923	
2 Lau, Everett	.250	3-3	12	2	3	1	0	1	5	7	.583	0	0	2	1	.250	0	0	0-0	0	0	0	.000	
41 Williams, Steven	.200	5-5	20	4	4	1	0	0	2	5	.250	3	0	5	1	.304	0	0	0-0	9	0	0	1.000	
9 Bliss, Ryan	.176	5-5	17	5	3	1	0	0	3	4	.235	2	0	3	0	.238	2	0	2-2	12	8	0	1.000	
1 Ward, Judd	.167	5-4	12	2	2	0	0	0	1	2	.167	2	1	3	0	.333	0	0	0-0	6	0	0	1.000	

11 Hall, Chase	.333	1-1	3	0	1	0	0	0	0	1	.333	1	0	0	0	.500	0	0	0-0	13	0	0	1.000	
3 Warner, Devin	.000	1-0	1	0	0	0	0	0	0	0	.000	0	0	0	0	.000	0	0	0-0	0	0	0	.000	
5 Eaton, Jarrett	.000	1-0	1	0	0	0	0	0	0	0	.000	0	0	0	0	.000	0	0	0-0	1	0	0	1.000	
7 Johnson, Ed	.000	1-0	0	0	0	0	0	0	0	0	.000	1	0	0	0	1.000	0	0	0-0	3	0	0	1.000	
Totals	.293	5	157	36	46	6	0	4	31	64	.408	22	7	32	3	.395	4	0	8-8	135	44	3	.984	
Opponents	.193	5	161	12	31	7	0	0	10	38	.236	10	4	47	2	.256	1	0	2-4	120	44	5	.970	

LOB - Team (34), Opp (29). DPs turned - Team (2), Opp (3). Picked off - Scheffler, M 1.

(Last Five Sorted by Earned run avg)

Player	era	w-l	app	gs	cg	sho	sv	ip	h	r	er	bb	so	2b	3b	hr	b/avg	wp	hp	bk	sfa	sha		
44 Owen, Jack	0.00	1-0	1	1	1	1/0	0	9.0	4	0	0	0	7	0	0	0	.138	0	0	0	0	0		
32 Burns, Tanner	0.00	1-0	1	1	0	0/1	0	7.0	4	0	0	1	10	1	0	0	.174	1	0	0	0	0		
29 Skipper, Carson	0.00	1-0	2	1	0	0/1	1	7.0	5	0	0	0	10	0	0	0	.200	1	0	0	0	0		
40 Wade, Garrett	0.00	1-0	1	1	0	0/1	0	5.0	1	0	0	2	8	0	0	0	.063	0	1	0	0	0		
18 Fuller, Brooks	0.00	0-0	2	0	0	0/0	0	3.2	2	3	0	4	0	0	0	0	.143	0	1	0	0	0		
20 Greenhill, Cody	4.50	0-0	2	0	0	0/0	0	4.0	4	3	2	0	4	1	0	0	.250	0	2	0	0	0		

14 Anderson, Elliott	0.00	0-0	1	0	0	0/1	0	2.0	0	0	0	0	0	0	0	0	.000	0	0	0	0	0		
23 Glavine, Peyton	0.00	0-0	1	0	0	0/0	0	1.0	0	0	0	0	2	0	0	0	.000	0	0	0	0	0		
36 Gray, Kyle	0.00	0-0	1	0	0	0/1	0	1.0	1	0	0	0	1	0	0	0	.250	1	0	0	0	0		
33 Morrison, Will	0.00	0-0	1	0	0	0/1	0	0.2	1	0	0	1	1	0	0	0	.333	0	0	0	0	0		
37 Watson, Ryan	4.50	0-0	1	0	0	0/0	0	2.0	2	1	1	1	1	2	0	0	.286	0	0	0	1	0		
43 Fitts, Richard	7.71	1-0	2	0	0	0/0	0	2.1	4	2	2	0	2	2	0	0	.364	0	0	0	0	0		
8 Horn, Bailey	81.00	0-0	1	1	0	0/0	0	0.1	3	3	3	1	1	1	0	0	.750	0	0	0	0	0		
Totals	1.60	5-0	5	5	1	3/2	1	45.0	31	12	8	10	47	7	0	0	.193	3	4	0	1	0		
Opponents	7.65	0-5	5	5	0	0/0	0	40.0	46	36	34	22	32	6	0	4	.293	10	7	4	4	0		

PB - Team (1), Scheffler, M 1. Pickoffs - Team (1), Skipper, C. 1, Opp (1). SBA/ATT - Scheffler, M (1-3), Burns, T. (1-2), Hall, C. (1-1), Owen, J. (0-1), Fitts, R. (1-1).

LAST 10 GAMES



2019 Auburn Baseball
Overall Statistics for Auburn (as of Mar 11, 2019)
(Last 10 Sorted by Batting avg)



Record: 9-1 Home: 8-0 Away: 1-1 SEC: 0-0

Player	avg	gp-gs	ab	r	h	2b	3b	hr	rbi	tb	slg%	bb	hp	so	gdp	ob%	sf	sh	sb-att	po	a	e	fld%	
6 Scheffler, Matt	.407	9-8	27	7	11	1	0	1	3	15	.556	3	2	4	0	.485	1	1	2-2	75	8	1	.988	
41 Williams, Steven	.350	10-10	40	11	14	2	0	2	7	22	.550	6	0	6	1	.435	0	0	1-1	19	0	0	1.000	
24 Davis, Conor	.345	8-7	29	5	10	1	0	2	5	17	.586	2	0	10	1	.387	0	0	1-1	2	0	0	1.000	
4 Woley, Rankin	.342	10-10	38	9	13	3	0	1	12	19	.500	4	2	13	3	.432	0	0	0-0	70	10	1	.988	
16 Howell, Kason	.281	10-10	32	5	9	2	0	0	8	11	.344	4	2	9	0	.375	2	2	6-6	27	1	1	.966	
17 Holland, Will	.270	10-10	37	5	10	2	0	0	3	12	.324	6	2	5	1	.400	0	1	2-2	4	24	1	.966	
9 Bliss, Ryan	.270	10-10	37	7	10	2	0	1	6	15	.405	4	0	8	0	.326	2	0	2-2	16	15	0	1.000	
10 Julien, Edouard	.242	10-10	33	11	8	1	0	1	5	12	.364	10	3	11	0	.457	0	0	0-0	3	10	1	.929	
1 Ward, Judd	.167	10-9	30	6	5	1	1	0	4	8	.267	9	2	7	0	.390	0	0	0-0	18	0	0	1.000	

2 Lau, Everett	.267	4-4	15	3	4	1	0	1	5	8	.533	0	0	4	1	.267	0	0	0-0	0	0	0	.000	
11 Hall, Chase	.250	2-2	4	0	1	0	0	0	0	1	.250	1	1	1	0	.500	0	0	0-0	18	0	1	.947	
3 Warner, Devin	.000	1-0	1	0	0	0	0	0	0	0	.000	0	0	0	0	.000	0	0	0-0	0	0	0	.000	
5 Eaton, Jarrett	.000	1-0	1	0	0	0	0	0	0	0	.000	0	0	0	0	.000	0	0	0-0	1	0	0	1.000	
7 Johnson, Ed	.000	1-0	0	0	0	0	0	0	0	0	.000	1	0	0	0	1.000	0	0	0-0	3	0	0	1.000	
Totals	.293	10	324	69	95	16	1	9	58	140	.432	50	14	78	7	.405	5	4	14-14	267	78	7	.980	
Opponents	.198	10	323	32	64	15	0	6	28	97	.300	17	6	96	4	.250	2	1	6-8	246	78	10	.970	

LOB - Team (82), Opp (50). DPs turned - Team (4), Opp (8). IBB - Team (2), Julien, E. 2. Picked off - Holland, W. 1, Scheffler, M 1.

(Last 10 Sorted by Earned run avg)

Player	era	w-l	app	gs	cg	sho	sv	ip	h	r	er	bb	so	2b	3b	hr	b/avg	wp	hp	bks	sfa	sha
44 Owen, Jack	0.00	2-0	3	2	1	1/1	0	20.1	10	1	0	0	25	2	0	0	.143	0	0	0	0	0
32 Burns, Tanner	0.00	2-0	2	2	1	1/1	0	16.0	6	0	0	1	25	2	0	0	.115	1	0	0	0	0
14 Anderson, Elliott	1.23	1-0	3	0	0	0/1	0	7.1	3	1	1	1	6	2	0	1	.125	1	1	0	0	0
20 Greenhill, Cody	2.57	0-0	4	0	0	0/1	1	7.0	4	3	2	1	5	1	0	0	.167	0	2	0	0	0
29 Skipper, Carson	4.50	2-0	4	2	0	0/1	1	12.0	13	7	6	3	15	1	0	2	.277	1	0	0	0	1

18 Fuller, Brooks	0.00	0-0	3	0	0	0/0	1	5.1	2	3	0	4	1	0	0	0	.105	0	1	0	0	0
40 Wade, Garrett	0.00	1-0	1	1	0	0/1	0	5.0	1	0	0	2	8	0	0	0	.063	0	1	0	0	0
23 Glavine, Peyton	0.00	0-0	1	0	0	0/0	0	1.0	0	0	0	0	2	0	0	0	.000	0	0	0	0	0
33 Morrison, Will	3.38	0-0	2	0	0	0/1	0	2.2	2	1	1	1	1	0	0	1	.200	0	1	0	0	0
37 Watson, Ryan	4.15	0-0	2	0	0	0/0	0	4.1	5	2	2	1	1	2	0	0	.313	0	0	0	2	0
43 Fitts, Richard	6.23	1-0	3	0	0	0/0	0	4.1	6	3	3	0	4	2	0	1	.316	0	0	0	0	0
36 Gray, Kyle	15.43	0-1	2	1	0	0/1	0	2.1	4	4	4	2	2	1	0	0	.364	1	0	0	0	0
8 Horn, Bailey	47.25	0-0	2	2	0	0/0	0	1.1	8	7	7	1	1	2	0	1	.667	0	0	0	0	0
Totals	2.63	9-1	10	10	2	5/3	3	89.0	64	32	26	17	96	15	0	6	.198	4	6	0	2	1
Opponents	7.24	1-9	10	10	0	0/0	0	82.0	95	69	66	50	78	16	1	9	.293	19	14	7	5	4

PB - Team (3), Hall, C. 2, Scheffler, M 1. Pickoffs - Team (2), Skipper, C. 1, Greenhill, C 1, Opp (2). SBA/ATT - Scheffler, M (5-7), Owen, J. (2-3), Burns, T. (1-2), Hall, C. (1-1), Fitts, R. (1-1), Morrison, W. (1-1), Skipper, C. (1-1).

GAMES SUMMARY



**2019 Auburn Baseball
Games Summary for Auburn (as of Mar 10, 2019)
(All games)**



Score by innings	1	2	3	4	5	6	7	8	9	EX	Total
Auburn	18	8	21	10	11	9	13	18	4	1	113
Opponents	9	13	5	3	2	6	2	5	1	2	48

Record when ...

Overall	14-2	After 6 leading	13-1
Conference	0-0 trailing	1-1
Non-Conference	14-2 tied	0-0
Home games	12-1	After 7 leading	13-0
Away games	2-1 trailing	0-1
Neutral site	0-0 tied	1-1
Day games	10-1	After 8 leading	14-0
Night games	4-1 trailing	0-2
vs Left starter	2-1 tied	0-0
vs Right starter	12-1		
1-Run games	1-0	Hit 0 home runs	5-2
2-Run games	1-1	... 1 home run	6-0
5+Run games	9-1	... 2+ home runs	3-0
Extra innings	1-1		
Shutouts	5-0	Opponent 0 home runs	12-1
	 1 home run	0-0
	 2+ HRs	2-1
Scoring 0-2 runs	1-1		
..... 3-5 runs	5-1		
..... 6-9 runs	3-0	Made 0 errors	5-0
..... 10+ runs	5-0 1 error	4-2
	 2+ errors	5-0
Opponent 0-2 runs	9-0		
..... 3-5 runs	3-0	Opp. made 0 errors	5-0
..... 6-9 runs	2-2 1 error	2-1
..... 10+ runs	0-0 2+ errors	7-1
Scored in 1st inning	7-0	Out-hit opponent	8-0
Opp. scored in 1st	5-1	Out-hit by opponent	2-2
Scores first	8-1	Hits are tied	4-0
Opp. scores first	6-1		

Record when team scores:

Runs	0	1	2	3	4	5	6	7	8	9	10+
W-L	0-0	0-1	1-0	0-0	2-0	3-1	1-0	0-0	1-0	1-0	5-0

Record when opponent scores:

Runs	0	1	2	3	4	5	6	7	8	9	10+
W-L	5-0	2-0	2-0	2-0	0-0	1-0	0-1	0-1	0-0	2-0	0-0

Record when leading after:

Inn.	1	2	3	4	5	6	7	8
W-L	5-0	6-0	8-1	11-1	12-1	13-1	13-0	14-0

Record when trailing after:

Inn.	1	2	3	4	5	6	7	8
W-L	2-1	3-1	3-1	1-1	1-1	1-1	0-1	0-2

Record when tied after:

Inn.	1	2	3	4	5	6	7	8
W-L	7-1	5-1	3-0	2-0	1-0	0-0	1-1	0-0

Current winning streak: 9
 Longest winning streak: 9
 Longest losing streak: 1

Home attendance : 40911 (11 dates avg = 3719)
 Away attendance : 4961 (3 dates avg = 1653)
 Total attendance: 45872 (14 dates avg = 3276)

TV/RADIO ROSTER



1 JUDD WARD



2 EVERETT LAU




3 DEVIN WARNER




4 RANKIN WOLEY



5 JARRETT EATON



6 MATT SCHEFFLER



7 ED JOHNSON



8 BAILEY HORN



9 RYAN BLISS



10 EDOUARD JULIEN



11 CHASE HALL



12 RYAN HOERTER



13 DAVIS DANIEL



14 ELLIOT ANDERSON



16 KASON HOWELL




17 WILL HOLLAND



18 BROOKS FULLER



19 BRODY MOORE



20 CODY GREENHILL



21 JACKSON HENDERSON



22 FORD LUTTRELL



23 PEYTON GLAVINE




24 CONOR DAVIS




25 DAWSON SWEATT



26 TROY BEARDEN



29 CARSON SKIPPER



31 BLAKE SCHILLECI



32 TANNER BURNS



33 WILL MORRISON



36 KYLE GRAY



37 RYAN WATSON




38 BRETT OLSON



40 GARRETT WADE



41 STEVEN WILLIAMS



43 RICHARD FITTS



44 JACK OWEN



30 BUTCH THOMPSON



35 KARL NONEMAKER



39 GABE GROSS



34 STEVE SMITH