



2018-19 AUBURN WOMEN'S BASKETBALL

AUBURN ATHLETICS COMMUNICATIONS: 392 SOUTH DONAHUE DRIVE || AUBURN, AL 36830 || AUBURNTIGERS.COM || @AUBURNWBB

2018-19 SCHEDULE/RESULTS

17-6, 5-5 SEC

DATE	OPPONENT	TIME/TV/RESULT
Nov. 6	GRAMBLING STATE	W 97-48
Nov. 9	1-NICHOLLS STATE	W 80-59
Nov. 11	1-at New Mexico	W 79-76
Nov. 13	1-at Iowa State	L 64-67
Nov. 25	LOUISIANA-LAFAYETTE	W 71-59
Nov. 28	at Xavier (La.)	W 77-58
Dec. 2	2-OKLAHOMA	W 95-79
Dec. 6	at St. Joseph's	W 81-70
Dec. 16	SAMFORD	W 73-46
Dec. 18	3-vs. Coastal Carolina	W 84-78
Dec. 20	3-vs. North Carolina	W (OT) 86-81
Dec. 22	at Elon	W 96-44
Dec. 29	ALABAMA STATE	W 83-50
Jan. 3	*#10 TENNESSEE	L 69-78
Jan. 6	*at Florida	W 64-56
Jan. 10	*at Alabama	W 66-56
Jan. 14	*#7 MISSISSIPPI STATE	L 59-85
Jan. 17	*at Vanderbilt	W 72-70
Jan. 24	*#24 TEXAS A&M	L 67-69
Jan. 27	*at #25 Missouri	L 65-74
Jan. 31	*at Ole Miss	W 64-51
Feb. 3	*GEORGIA	W (OT) 59-58
Feb. 7	*#19 KENTUCKY	L 68-78
Feb. 10	*at Arkansas	SECN 1 pm
Feb. 14	*at Tennessee	+ 6 pm
Feb. 17	*ALABAMA	SECN 3 pm
Feb. 24	*MISSOURI	+ 2 pm
Feb. 28	*SOUTH CAROLINA	+ 6 pm
Mar. 3	*at LSU	+ 2 pm
Mar. 6-10	SEC Tournament	Greenville
Mar. 22-25	NCAA First Round	TBD
M29-A1	NCAA Regionals	TBD
Apr. 5-7	Women's Final Four	Tampa

All times Central. Home Games in **BOLD CAPS**.
 1 - Preseason WNIT (Campus sites)
 2 - SEC/Big 12 Challenge
 3 - Carolinas Challenge (Myrtle Beach, S.C.)
 + = SEC Network+ / ESPN3.com

AUBURN ATHLETICS COMMUNICATIONS

KIRK SAMPSON Associate AD
 kirk@auburn.edu
 WES TODD Assistant Director/WBB Contact
 wlt0006@auburn.edu
 C: 334-750-5682

Web.....AuburnTigers.com
 Twitter.....@AuburnWBB
 Facebook...../AuburnWBB
 Instagram.....@AuburnWBB
 Office Phone.....(334) 844-9800



GAME 24

Arkansas (16-8, 5-5 SEC)

Sunday, Feb. 10, 2019 • 1 p.m. CT
 SEC Network | Pink Game



Site Fayetteville, Ark.
 Venue Bud Walton Arena (19,000)
 TV SEC Network (Sam Gore, Blair Schaefer)
 Radio WTGZ 93.9 FM (Andy Burcham, JJ Jackson)
 Audio Webcast AuburnTigers.com
 Live Stats..... arkansasrazorbacks.com
 Twitter.....@AuburnWBB
 Series Record..... Auburn leads 22-15
 at Fayetteville Auburn leads 9-8
 Last Meeting Arkansas 68, Auburn 58 (Jan. 14, 2018, at Auburn)

GAMEDAY BREAKDOWN


AUBURN TIGERS

Rankings.....AP: NR | Coaches: NR
 2018-19 Record 17-6
 SEC 5-5
 Home 7-4
 Away 8-2
 Neutral 2-0
 Streak.....L1
 Head Coach..... Terri Williams-Flournoy
 Record at AU (Yrs.).....119-97 (7th)
 Overall Record (Yrs.)..... 262-201 (15th)
 Record vs. Arkansas.....3-3

ARKANSAS RAZORBACKS

Rankings.....AP: NR | Coaches: NR
 2018-19 Record 16-8
 SEC 5-5
 Home 8-4
 Away 6-3
 Neutral 2-1
 Streak.....L3
 Head Coach..... Mike Neighbors
 Record at ARK (Yrs.)29-26 (2nd)
 Overall Record (Yrs.)..... 127-67 (6th)
 Record vs. Auburn.....1-0

AUBURN PROJECTED STARTERS



DAISA ALEXANDER
 G • JR • 5-7
 Decatur, Ga.

PPG: 11.7
 RPG: 3.2
 APG: 1.7




UNIQUE THOMPSON
 F • SO • 6-3
 Theodore, Ala.

PPG: 12.9
 RPG: 10.3
 APG: 1.0



CRYSTAL PRIMM
 G • R-JR • 5-11
 West Palm Beach, Fla.

PPG: 11.7
 RPG: 4.2
 APG: 1.6



ERIN HOWARD
 G/F • FR • 6-1
 Madison, Wis.

PPG: 3.4
 RPG: 2.7
 APG: 1.1



JANIAH MCKAY
 G • SR • 5-6
 Gainesville, Fla.

PPG: 14.4
 RPG: 2.5
 APG: 4.2

OFF THE BENCH

No.	Pos.	Name	Ht.	Year	PPG	RPG	Hometown
1	G	Robyn Benton	5-9	Fr.	6.3	1.3	Conyers, Ga.
2	G	Brooke Moore	5-7	Fr.	6.3	1.2	McDonough, Ga.
3	G	Erica Sanders	5-10	Sr.	2.1	2.0	San Antonio, Texas
4	F	Abigayle Jackson	6-3	So.	2.1	1.6	Little Rock, Ark.
5	G	Emari Jones*	6-2	Sr.	9.8	4.5	Chicago, Ill.
10	F	Kiyae' White	6-2	R-Fr.	1.5	1.6	Macungie, Pa.
35	F	Natalie Kelly	6-3	Fr.	0.5	0.8	Albany, La.

*injured/out for season

Head Coach: Terri Williams-Flournoy
Assistants: Ty Evans, Adrian Walters, Clarisse Garcia

#WarEagle
#TeamOfExcellence



AuburnTigers.com



@AuburnWBB | @AuburnTigers
@AUCoachFlo



/AuburnWBB
/AuburnTigers

TEAM SCHEDULE AND MEDIA AVAILABILITY >> FEBRUARY 10-16 (times Central unless noted otherwise)

SUNDAY February 10	MONDAY February 11	TUESDAY February 12	WEDNESDAY February 13	THURSDAY February 14	FRIDAY February 15	SATURDAY February 16
GAME 1:00 Auburn at Arkansas	OFF DAY	PRACTICE 3:30-6 p.m. Auburn Arena	PRACTICE TBD Auburn Arena Media Availability TBD	GAME 6:00 Auburn at Tennessee	PRACTICE 2:30-5 p.m. Auburn Arena	PRACTICE 12:30-3 p.m. Auburn Arena
Interviews Postgame Return to Auburn	COACH FLO SHOW 6 p.m. Victory Grille		TRAVEL to Knoxville, Tenn.	Interviews Postgame Return to Auburn		

AUBURN ATHLETICS COMMUNICATIONS

QUICK FACTS

AUBURNTIGERS.COM

For updated game notes, statistics and all the latest information on Auburn basketball and gameday activities, go to AuburnTigers.com.

INTERVIEW POLICIES

- Coach Williams-Flournoy, assistant coaches and selected athletes are available for phone and personal interviews by contacting Wes Todd in the athletic communications office.
- Following home games, interviews with Coach Flo and selected players will be conducted in the media room following a 10-minute cooling-off period. Visiting coaches and players, if requested, will be available first.
- Interviews following road contests will be conducted in accordance with the home team's media policies.
- Practices are generally closed to the public, but media may cover practice with advance notice.**

CREDENTIALS

Anyone wishing to cover Auburn women's basketball should contact Wes Todd in the communications office at least one day in advance in order to make the proper arrangements. Game credentials will be held at media will call, located inside the scholarship entrance at Auburn Arena. Parking passes are not needed, except for men's/ women's doubleheaders.

GAME DAY SERVICES

Notes for both teams and flip cards will be provided prior to the game. Stats will be distributed at halftime and after the game. Wireless internet is available in the Arena.

VIDEO SERVICES

FTP feeds of selected Auburn basketball highlights are available for the media. A number of studio and satellite services may be arranged for electronic media by calling War Eagle Productions at 334-750-4345.

PHOTO SERVICES

For photos of Auburn women's basketball or anything pertaining to Auburn Athletics, contact Wade Rackley at 334-750-6907 or via email at wwr0004@auburn.edu.

COMMUNICATIONS STAFF

- Wes Todd Women's Basketball contact
cell: 334-750-5682
email: wlt0006@auburn.edu
- Grant Keith Student assistant/WBB
email: gak0005@auburn.edu
- Kirk Sampson Associate AD
cell: 334-750-1385
email: sampska@auburn.edu

GENERAL INFORMATION

Location..... Auburn, Ala.
Founded1856
Enrollment.....29,776
Nickname Tigers
Colors..... Burnt Orange and Navy Blue
Facility (Capacity) Auburn Arena (9,121)
President Dr. Steven Leath
Director of Athletics Allen Greene
Sr. Assoc. AD/SWA..... Monique Holland

WOMEN'S BASKETBALL HISTORY

First Year of Women's Basketball1971
All-Time Record (Years)..... 930-475 (48th)
All-Time SEC Record (since 1981) 232-234
All-Time Home Record 431-117
at Auburn Arena (since 2010)..... 84-46
NCAA Tournament Appearances..... 20
Last NCAA App./Result..... 2017 - First Round
SEC Regular-Season Championships 5
..... 1981, 1987, 1988, 1989, 2009
SEC Tournament Championships..... 4
..... 1981, 1987, 1990, 1997

COACHING & SUPPORT STAFF

Head Coach..... Terri Williams-Flournoy
Alma Mater, Year Penn State, 1991
Overall Record 262-201 (.566) / 15th year
Auburn Record119-97 (.551) / 7th year
Associate Head Coach (Year at Auburn) Ty Evans (7th)
Alma Mater, Year Wisconsin-Whitewater (1995)
Assistant Coach (Year at Auburn)Adrian Walters (7th)
Alma Mater, Year St. Francis (Pa.) (1987)
Assistant Coach (Year at Auburn)Clarisse Garcia (3rd)
Alma Mater, Year Villanova (2007)
Strength & Conditioning CoachClaus Souza
Director of Basketball Operations Bianca Webb
Director of Basketball Services Justin Peak
Athletic Trainer..... Catherine Gordon
Grad. Student Mgrs Anthony Evans, Rebecca Walthall

GAMEDAY EXPERIENCE: AUBURN ARENA

>> Auburn Arena is in its ninth season as home of Auburn Basketball. The Tigers are 84-46 since moving to the Arena in 2010-11. The facility seats 9,121 for basketball and also hosts Auburn volleyball and gymnastics.



TEAM INFORMATION

2017-18 Record14-15
2017-18 SEC Record 5-11
SEC Finish..... 10th
Starters Returning/Lost 4/1
Letterwinners Returning/Lost 6/6
Squad Members Returning..... 2
Newcomers..... 4

AUBURN TIGERS SPEED CHART

Overall: 17-6 SEC: 5-5

Head Coach: Terri Williams-Flournoy (7th Season)

Daisa Alexander - DAY-zha
Emari Jones - e-MAR-ee
Janiah McKay - jah-NYE-uh

Kiyae' White - kye-YAY
Terri Williams-Flournoy - Fluh-NOY

			Pts	Reb	Stl	Ast	Blk	
0	DAISA ALEXANDER G • 5-8 • Jr. • Decatur, Ga. • Southwest DeKalb HS	Season High	22	8	5	8	1	<ul style="list-style-type: none"> • 2018 SEC All-Defensive Team • Back-to-back 22-point games at UF, Alabama • GW jumper/FT w/ :17 left at New Mexico (11/11) • Led SEC in steals in '18 (2.8/game) • Career-high 25 pts at Indiana (12/3/17)
		Career High	25	8	7	8	2	
		PPG	RPG	APG	FG	3FG	FT	
		18-19	11.7	3.2	1.7	.395	.352	
1	ROBYN BENTON G • 5-9 • Fr. • Conyers, Ga. • Greater Atlanta Christian	Season High	16	5	3	3	1	<ul style="list-style-type: none"> • SEC Freshman of the Week (1/22) • GW jumper/FT w/ :8.6 left at Vandy (1/17) • 15 pts; 5-5 on 3-pt FG at Elon (12/22) • 16 pts in Auburn debut vs. Grambling (11/6) • Sister of fmr. UT football player Inky Johnson
		Career High	16	5	3	3	1	
		PPG	RPG	APG	FG	3FG	FT	
		18-19	6.3	1.3	0.7	.403	.406	
2	BROOKE MOORE G • 5-7 • Fr. • McDonough, Ga. • Henry County HS	Season High	23	4	1	3	1	<ul style="list-style-type: none"> • SEC Freshman of the Week (12/31) • Career-high 23 points; 5 3FG vs Ala. St. (12/29) • Made four 3-pointers vs. Elon, Miss. State • Missed first five games with injury • No. 42 national overall prospect; No. 11 guard
		Career High	23	4	1	3	1	
		PPG	RPG	APG	FG	3FG	FT	
		18-19	6.3	1.2	0.5	.313	.321	
3	ERICA SANDERS G • 5-10 • Sr. • San Antonio, Texas • Johnson HS	Season High	6	6	4	3	1	<ul style="list-style-type: none"> • 1st career 3-pt FG to beat 3Q buzzer at Vandy • 6 rebs, 3 stls vs. Alabama St. (12/29) • Made 1st app. of 18-19 vs. N. Carolina (12/20) • Missed 1st 9 games of 18-19 w/ knee injury • Career-high 6 steals vs. LA Tech (11/19/17)
		Career High	9	7	6	5	1	
		PPG	RPG	APG	FG	3FG	FT	
		18-19	2.1	2.0	1.1	.524	1.000	
4	ABIGAYLE JACKSON F • 6-3 • So. • Little Rock, Ark. • Little Rock Central HS	Season High	6	6	1	1	3	<ul style="list-style-type: none"> • 6 pts, 6 reb off bench vs. Nicholls • Played 28 games in '18, started 12 • Led AU with 22 blocks in '18 • 2.0 ppg, 1.7 rpg as a freshman • #1 HS player in Arkansas in class of '17
		Career High	13	7	3	1	3	
		PPG	RPG	APG	FG	3FG	FT	
		18-19	2.1	1.6	0.2	.529	.333	
5	EMARI JONES G • 6-0 • Sr. • Chicago, Ill. • Shawnee CC	Season High	15	10	2	3	1	<ul style="list-style-type: none"> • Out for season (knee); injured vs. Alabama St. • AU's leading 3-point shooter; 26 made in 18-19 • NJCAA All-American, national leading scorer at Shawnee CC in '16 (742 pts.)
		Career High	18	10	3	3	2	
		PPG	RPG	APG	FG	3FG	FT	
		18-19	9.8	4.5	1.5	.390	.351	
10	KIYAE' WHITE F • 6-2 • R-Fr. • Macungie, Pa. • Emmaus HS	Season High	5	4	1	2	1	<ul style="list-style-type: none"> • 4 pts, 4 rebs, key steal/score at St. Joseph's • Redshirted '17-18 while rehabbing knee injury • #20 forward, 3-star by ESPN HoopGurlz • Leading rebounder at Emmaus HS
		Career High	5	4	1	2	1	
		PPG	RPG	APG	FG	3FG	FT	
		18-19	1.5	1.6	0.4	.400	-	
20	UNIQUE THOMPSON F • 6-3 • So. • Theodore, Ala. • Faith Academy	Season High	21	19	4	4	3	<ul style="list-style-type: none"> • Preseason All-SEC Second Team • SEC Player of the Week (2/5) • 21 pts, 18 rebs vs. North Carolina (12/20) • 19 pts, career-hi 19 rebs at new Mexico • 9 double-doubles in 2018-19; 16 career
		Career High	29	19	4	4	6	
		PPG	RPG	APG	FG	3FG	FT	
		18-19	12.9	10.3	1.0	.588	-	
23	CRYSTAL PRIMM G • 5-11 • R-Jr. • West Palm Beach, Fla. • Duke	Season High	18	9	7	5	1	<ul style="list-style-type: none"> • Forced OT and hit GW FTs vs. UGA; 13p/9r • Career-high 18 points vs. UNC (12/20) • 15 pts, 4 rebs in Auburn debut vs. Grambling • Career-high 7 steals vs. Miss. State (1/14) • Redshirted '17-18 after transfer from Duke
		Career High	18	9	7	5	1	
		PPG	RPG	APG	FG	3FG	FT	
		18-19	11.7	4.2	1.6	.483	.000	
24	ERIN HOWARD F/G • 6-1 • Fr. • Madison, Wis. • Madison East HS	Season High	11	7	3	5	2	<ul style="list-style-type: none"> • 1st start vs. Tenn.; career-high 11 points (1/3) • Career-hi 7 rebs, 2 blocks at Elon (12/22) • Had 5 assists, 3 steals at Alabama (1/10) • Ranked No. 21 forward nationally out of HS • 1st AU player from state of Wisconsin
		Career High	11	7	3	5	2	
		PPG	RPG	APG	FG	3FG	FT	
		18-19	3.4	2.7	1.1	.326	.228	
33	JANIAH MCKAY G • 5-6 • Sr. • Gainesville, Fla. • Gainesville HS	Season High	23	6	5	10	2	<ul style="list-style-type: none"> • Preseason All-SEC Second Team • SEC Player of the Week (12/23) • Season-high 23 points at Missouri (1/27) • 16 pts, 6 reb, 6 ast, 3 stl at Florida (1/6) • 2nd career dbl-dbl (16p/10a) vs. Grambling
		Career High	29	8	6	13	2	
		PPG	RPG	APG	FG	3FG	FT	
		18-19	14.4	2.5	4.2	.405	.254	
35	NATALIE KELLY F • 6-3 • Fr. • Albany, La. • Albany HS	Season High	2	3	1	-	1	<ul style="list-style-type: none"> • Ranked as No. 38 post player nationally • Avg. 17.1 pts, 12.1 reb, 3.3 stls as HS junior • 2x all-metro selection (Baton Rouge)
		Career High	2	3	1	-	1	
		PPG	RPG	APG	FG	3FG	FT	
		18-19	0.5	0.8	0.0	.250	-	

Series History

Auburn vs. Arkansas 22-15 (.595)

In Auburn: 11-6
 --At Auburn Arena: 2-3
 In Fayetteville: 9-8
 Neutral Sites: 2-1
 Trend: Teams have split the last 10 meetings

Nov. 24, 1984	W	70-65	Sanford, Fla. (37)
Dec. 14, 1989	W	84-69	Fayetteville, Ark.
Jan. 11, 1992	L	56-67	Fayetteville, Ark.
Jan. 9, 1993	W	68-49	Auburn
Jan. 22, 1994	W	66-57	Fayetteville, Ark.
Jan. 22, 1995	L	73-80	Auburn
Feb. 20, 1996	L	72-73 (OT)	Fayetteville, Ark.
Feb. 9, 1997	W	85-77	Auburn
Feb. 8, 1998	L	63-71	Fayetteville, Ark.
Feb. 26, 1998	L	43-59	Columbus, Ga.*
Feb. 7, 1999	W	66-46	Auburn
Feb. 17, 2000	W	73-56	Auburn
Feb. 24, 2000	W	71-58	Fayetteville, Ark.
Jan. 28, 2001	L	68-77	Fayetteville, Ark.
Feb. 22, 2001	W	68-60	Auburn
Feb. 17, 2002	L	65-88	Fayetteville, Ark.
Jan. 26, 2003	W	64-36	Auburn
Jan. 25, 2004	W	71-44	Fayetteville, Ark.
Feb. 3, 2005	W	62-51	Auburn
Jan. 12, 2006	L	60-64	Fayetteville, Ark.
Jan. 14, 2007	L	62-65	Auburn
Feb. 10, 2008	W	73-68	Fayetteville, Ark.
Mar. 2, 2008	W	74-57	Auburn
Mar. 6, 2008	W	73-51	Nashville, Tenn.*
Jan. 18, 2009	W	70-61	Fayetteville, Ark.
March 1, 2009	W	94-57	Auburn
Feb. 11, 2010	L	58-73	Auburn
Feb. 13, 2011	W	64-59	Fayetteville, Ark.
Jan. 15, 2012	L	39-59	Fayetteville, Ark.
Feb. 12, 2012	L	48-51	Auburn
Jan. 6, 2013	W	50-47	Auburn
Feb. 2, 2014	W	56-48	Fayetteville, Ark.
Jan. 29, 2015	L	47-52	Fayetteville, Ark.
Feb. 15, 2015	L	36-54	Auburn
Jan. 24, 2016	W	71-60 (OT)	Auburn
Feb. 26, 2017	W	70-64	Fayetteville, Ark.
Jan. 14, 2018	L	58-68	Auburn

*SEC Tournament

Auburn Women's Basketball Quick Hitters

- This is the 38th meeting between Auburn and Arkansas in women's basketball
- Auburn leads the all-time series 22-15, including a 9-8 advantage in games played in Fayetteville
- The Razorbacks won last season's meeting 68-58 in Auburn
- Auburn leads the SEC and ranks 5th in the NCAA in steals per game (12.9)
- Auburn has forced 20 or more turnovers in 18 of 23 games this season, including 13 of the last 15
- The Tigers are averaging 24.3 points per game off opponent turnovers
- Auburn rallied from a 13-point, fourth-quarter deficit to defeat Georgia 59-58 in overtime on Feb. 3; the Tigers forced 28 turnovers - one shy of a season high - and tied the Auburn record for steals against an SEC opponent with 21
- Auburn is 2-0 in overtime games this season and now 21-20 all-time
- Sophomore Unique Thompson has recorded nine double-doubles in 21 games, including three straight against New Mexico, Iowa State and UL-Lafayette; she now has 16 in her career, 8th-most in Auburn history
- Thompson was named SEC Player of the Week after averaging 17.0 points and 10.5 rebounds in wins over Ole Miss and Georgia
- Senior Janiah McKay became Auburn's 12th all-time player to reach the 1,500-point plateau; she is now 11th in scoring in Auburn history with 1,530 points after passing Tyrese Tanner (1,515) vs. Georgia
- McKay is the first player in Auburn history with 1,500 points, 400 assists and 200 steals
- Junior Crystal Primm had a career-high 7 steals vs. Mississippi State, tied for the most by an SEC player this season and the most in a conference game so far in 2019
- Primm also had a career-high 9 rebounds, along with the game-tying layup and game-winning free throws, in Auburn's comeback win over Georgia on Feb. 3
- All six of Auburn's losses this season have come to teams ranked in the AP Top 25 - either currently ranked (Iowa State) or ranked at the time of the game (Tennessee, Mississippi State, Texas A&M, Missouri, Kentucky)
- Auburn rallied from a 20-point, third-quarter deficit at Vanderbilt on Jan. 17 to win 72-70; it's the largest comeback in an SEC game since 2003 and believed to be the biggest in Auburn history
- Freshman Robyn Benton hit the game-winning shot + free throw at Vanderbilt and was named SEC Freshman of the Week
- Auburn shot 63.3% (38-of-60) from the field in a 96-44 win at Elon on Dec. 22; it was Auburn's best shooting day since hitting 64.2% (34-of-53) in a 91-62 win at UAB on Nov. 26, 2008
- Auburn broke the school record for 3-pointers for the second time in 20 days on Dec. 22, hitting 14 treys in a 96-44 win at Elon; 11 of the 14 Auburn 3-pointers were made by freshmen
- Auburn's 96 points at Elon on Dec. 22 were its most in a true road game since a 96-71 win at UAB on Dec. 14, 1999
- Under Coach Flo, Auburn is 6-0 when scoring at least 90 points and 31-1 when scoring at least 80 points
- Auburn topped the 80-point mark eight times in its first 13 games this season; the Tigers had scored 80+ points eight times in the previous 83 games dating back to the 2015-16 season

Moving On Up (Auburn Career Milestone Watch) . . .

- **Janiah McKay** is 11th in career points scored with 1,530; needs 53 to tie for 10th (Angie Hannah, 1,583)
- **Janiah McKay** is 10th in career assists with 411; needs 3 to tie for 8th (Tiffany Krantz, 414)
- **Janiah McKay** is 9th in career steals with 211; needs 12 to tie for 8th (Hasina Muhammad, 223)
- **Janiah McKay** is 3rd in career free throws made with 403; needs 35 to tie for 2nd (Carolyn Jones, 438)
- **Janiah McKay** is 7th in career free-throw percentage (.769)
- **Unique Thompson** is 8th in career double-doubles (16); needs 3 to tie for 7th (Becky Jackson, 19)
- **Unique Thompson** needs 27 rebounds to enter the Auburn all-time top 30 (Ruthie Bolton, 490)

INDIVIDUAL CATEGORY LEADERS

Auburn	Arkansas
Janiah McKay - 14.4	Chelsea Dungee - 18.0
Unique Thompson - 10.3	Kiara Williams - 6.8
Janiah McKay - 4.2	Malica Monk - 3.2
Janiah McKay - 2.5	Alexis Tolefree - 1.6
Unique Thompson - 0.8	Kiara Williams - 1.2
Janiah McKay - 31.6	Chelsea Dungee - 31.1
Unique Thompson - .588	Kiara Williams - .561
Robyn Benton - .406	Malica Monk - .354
Janiah McKay - .810	Chelsea Dungee - .806

OPENING TIP

» The Auburn Tigers hit the road for their next two games, beginning with a trip to Fayetteville, Ark., to face the Arkansas Razorbacks. Game time is 1 p.m. Sunday at Bud Walton Arena.
 » Auburn is 17-6 (5-5 SEC) on the season; the Tigers fell at home to No. 19 Kentucky 78-68 Thursday night.
 » Arkansas is 16-8 (5-5) for the season; the Razorbacks dropped a 71-34 road contest at LSU Thursday night.

LAST TIME OUT

» Auburn's Unique Thompson scored a game-high 20 points, but a 3-point barrage in the first half by No. 19 Kentucky was the difference in a 75-65 loss Thursday night at Auburn Arena.
 » The Tigers (17-6, 5-5 SEC) led in most statistical categories and were able to control the paint most of the night, but the Wildcats (19-5, 6-4) hit their first eight 3-point attempts and used a 14-0 run in the second quarter to build a lead Auburn could not overcome.
 » Auburn shot 42.3 percent from the field and out-rebounded Kentucky 29-27. It was the first time this season that Auburn fell when out-rebounding its opponent. The Tigers also scored 22 points off 17 Kentucky turnovers and controlled the inside game, scoring 36 points in the paint. Auburn also took advantage of free-throw opportunities, hitting 22-of-29 attempts at the line.
 » Kentucky, meanwhile, shot 51.9 percent for the game, including a 55-percent night (11-for-20) from beyond the arc. The Wildcats were 9-of-12 from 3-point range in the first half before Auburn was able to hold them to just 2-of-8 after halftime.

UP NEXT

» Auburn continues its two-game road swing with a trip to Knoxville to face the Tennessee Lady Volunteers. Game time is 6 p.m. CT Thursday at Thompson-Boling Arena.

AN AUBURN WIN WOULD...

» Be Auburn's 18th win of the year, matching the most regular-season wins of the Coach Flo era.
 » Give Auburn its fifth road win in SEC play, tying the school record for road conference wins (5-2 in 2008-09; 5-1 in 1992-93).
 » Be Auburn's third win in its last four trips to Fayetteville.

AUBURN VS. ARKANSAS

» Auburn is 22-15 all-time against Arkansas, including a 9-8 edge in games played in Fayetteville. The Tigers and Razorbacks have split the last 10 meetings; Arkansas won last year's contest at Auburn Arena.

LAST MEETING (Jan. 14, 2018 in Auburn):

Arkansas 68, Auburn 58
 » Junior Jannah McKay scored her 1,000th career point and led the Tigers with 26, but Auburn could not overcome a large early deficit in a 68-58 loss to Arkansas Sunday at Auburn Arena.
 » The Tigers fell behind by 24 at halftime, thanks in large part to nine first-half 3-pointers from Arkansas. But the Tigers held the Razorbacks without a second-half trey and cut the deficit to single-digits late, outscoring Arkansas 41-27 in the second half.
 » McKay's 26 points led all scorers. She was 7-of-15 from the field and 12-of-14 at the free-throw line and now has 1,015 career points. With her 11th point of the game – a jumper at the 6:48 mark of the third quarter – she became Auburn's 33rd all-time 1,000-point scorer. It also marked McKay's third straight game with at least 25 points.

SCOUTING ARKANSAS

» Arkansas is 16-8 on the season and 5-5 in SEC play. The Razorbacks come into Sunday's game having dropped three straight.
 » The Razorbacks average 73.1 points per game while holding opponents to 67.7. Arkansas relies heavily on the 3-point shot, making 7.6 per game to rank fourth in the SEC.
 » Chelsea Dungee is the Razorbacks' leading scorer with 18.0 points per game. Four Arkansas players have made at least 25 3-pointers this season - Dungee (38), Alexis Tolefree (50), Malica Monk (29) and Jailyn Mason (25).

SCOUTING AUBURN

» Auburn is 17-6 on the season and 5-5 in the SEC. All six Auburn losses have come to teams that are currently or were at the time of the game ranked in the AP Top 25.
 » The Tigers average 74.7 points/game, fourth-best in the SEC. Auburn also forces an average of 21.6 opponent turnovers, which also ranks second in the SEC and 12th nationally.
 » Senior point guard Jannah McKay averages a team-leading 14.4 points/game and has topped 20 points five times, including a season-high 23 at Missouri. She is also second in the SEC with 2.5 steals/game.
 » Sophomore forward Unique Thompson can be a force under the basket and has been key to Auburn's success this year. She has nine double-doubles in 23 games and averages 12.9 points and 10.3 rebounds (3rd in SEC). She has 16 career double-doubles, 8th-most in Auburn history and 5th among active SEC players. She was named SEC Player of the Week last week.
 » Redshirt junior Crystal Primm has given Auburn consistent minutes in her first season on The Plains, averaging 11.7 points and 4.2 rebounds. A transfer from Duke after the 2016-17 season, Primm scored a career-high 18 points against her former school's archrival, North Carolina, on Dec. 20. She also had a career-high 7 steals vs. Mississippi State, and she had a career-high 9 rebounds and made the game-tying and game-winning shots in an OT win over Georgia.
 » Junior Daisa Alexander is averaging 11.7 points/game and has been Auburn's leading scorer in three SEC games (22 vs. Florida & Alabama; 18 vs. Mississippi State). She is third in the SEC in steals with 2.4/game, tied with Primm.
 » The Tigers' incoming freshman class was ranked No. 13 by ESPN HoopGurlz and included two top-50 prospects in Robyn Benton (#17 overall; #6 guard) and Brooke Moore (#42 overall; #11 guard). Benton and Moore have both been named SEC Freshman of the Week this year. In addition, freshman Erin Howard has moved into the starting lineup in SEC play, replacing injured senior Emari Jones.

TURNING UP THE PRESSURE

» Auburn has forced at least 20 turnovers in 13 of their last 15 games and 18 of 23 this season. The Tigers are averaging 24.7 points off opponent turnovers.
 » The Tigers are 6-0 this season and 50-8 under Coach Flo when forcing at least 25 turnovers.
 » Auburn forced 28 turnovers, converting those into 22 points, in a 59-58 OT win over Georgia on Feb. 3. The Tigers' 21 steals in the game were tied for the most in Auburn history against an SEC opponent.
 » The Tigers scored 38 points off 27 North Carolina turnovers in an 86-81 OT win on Dec. 20 in Myrtle Beach, the most points off turnovers since scoring 41 vs. George Mason on Dec. 23, 2015.
 » Auburn forced a season-high of 29 turnovers against Samford on Dec. 16, turning those into 30 points. The Tigers then forced 23 turnovers by Coastal

SEC Standings & Schedule

	<i>(thru games of Feb. 7)</i>					
	SEC Games			All Games		
	W	L	Pct.	W	L	Pct.
Mississippi St.	9	0	1.000	21	1	.954
South Carolina	9	1	.900	17	5	.772
Texas A&M	7	3	.700	18	5	.783
Kentucky	6	4	.600	19	5	.792
Missouri	6	4	.600	17	7	.708
Arkansas	5	5	.500	16	8	.667
AUBURN	5	5	.500	17	6	.739
LSU	5	5	.500	14	8	.636
Georgia	4	5	.444	13	9	.591
Tennessee	4	5	.444	15	7	.682
Alabama	3	7	.300	11	12	.478
Ole Miss	2	8	.200	8	16	.333
Florida	2	8	.200	6	17	.261
Vanderbilt	1	8	.111	6	16	.273

Thursday, Feb. 7

*Kentucky 78, Auburn 68
 *Florida 57, Alabama 55
 *LSU 71, Arkansas 34
 *Missouri 70, Texas A&M 65 (OT)
 *South Carolina 76, Ole Miss 42

Sunday, Feb. 10

*Florida at Georgia 11 a.m. ESPNU
 *Tennessee at Mississippi St. Noon ESPN
 *Auburn at Arkansas 1 p.m. SECN
 *Vanderbilt at Missouri 3 p.m. SECN



Monday, Feb. 11

*Kentucky at Alabama 6 p.m. SECN
 South Carolina at Connecticut 6 p.m. ESPN2

Thursday, Feb. 14

*Auburn at Tennessee 6 p.m. SEC+
 *Georgia at South Carolina 6 p.m. SECN
 *LSU at Texas A&M 6:30 p.m. SEC+
 *Vanderbilt at Ole Miss 7 p.m. SEC+
 *Missouri at Mississippi State 8 p.m. SECN

Inside the Numbers

CATEGORY	 	
	AUBURN	ARKANSAS
Points Per Game	74.7	73.1
Scoring Margin	+10.0	+5.4
Field Goal %	43.0%	38.7%
Opp. Field Goal %	42.0%	40.4%
3 pt Field Goal %	32.4%	30.3%
Opp. 3FG %	36.0%	30.0%
Rebounds	35.5	38.6
Opp. Rebounds	35.2	44.5
Rebound Margin	+0.3	-5.8
Turnovers	13.6	11.6
Opp. Turnovers	21.6	18.2
Steals	12.9	9.4
Opp. Steals	7.4	5.8
Blocks	2.5	4.2
Opp. Blocks	2.2	3.6

Associated Press Top 25

(Week 14: Feb. 4)

Rk	Team	Record	Prev
1	Baylor (25)	19-1	1
2	Louisville (3)	21-1	3
3	Oregon	21-1	4
4	Notre Dame	21-2	5
5	Connecticut	19-2	2
6	Mississippi State	21-1	6
7	Oregon State	19-3	9
8	Marquette	19-3	10
9	NC State	21-1	7
10	Maryland	19-2	11
11	Stanford	18-3	8
12	South Carolina	16-5	16
13	Gonzaga	21-2	15
14	Texas	18-4	12
15	Syracuse	17-4	18
16	Iowa	17-5	13
17	Utah	18-3	14
18	Texas A&M	18-4	20
19	Kentucky	18-5	19
20t	Rutgers	17-5	17
20t	Arizona State	15-6	21
22	Iowa State	17-5	23
23	Michigan State	16-5	22
24	Florida State	19-3	24
25	Miami	19-5	NR

Also receiving votes: South Dakota, North Carolina, Central Florida, Missouri, West Virginia, New Mexico, Drake, California, Minnesota, Rice, BYU, Central Michigan.

USA TODAY Coaches' Top 25

(Week 14: Feb. 5)

Rk	Team	Record	Prev
1	Baylor (27)	20-1	1
2	Louisville (3)	21-1	3
3	Oregon (1)	21-1	4
4	Notre Dame (1)	21-2	5
5	Connecticut	19-2	2
6	Mississippi State	21-1	6
7	Marquette	19-3	9
8	Maryland	20-2	10
9	NC State	21-1	7
10	Oregon State	19-3	11
11	Stanford	18-3	8
12	Gonzaga	21-2	13
13	South Carolina	16-5	18
14	Syracuse	17-4	16
15	Texas	18-5	14
16	Iowa	17-5	12
17	Kentucky	18-5	15
18	Arizona State	15-6	20
19	Florida State	19-3	21
20	Utah	18-3	17
21	Michigan State	16-5	22
22	Texas A&M	18-4	24
23	Iowa State	17-5	25
24	Rutgers	17-5	19
25	Miami	19-5	23

Also receiving votes: South Dakota, New Mexico, Central Florida, California, North Carolina, Drake, Missouri, DePaul, West Virginia, South Alabama.

Carolina two days later, scoring another 30 points.

» As of Feb. 4, Auburn ranks No. 6 in the nation in turnover margin (+8.2), No. 5 in steals per game (12.8) and No. 12 in turnovers forced (21.8).

» Last season, the Tigers forced at least 20 turnovers in 23 of 29 games, including 10 games with at least 25 opponent turnovers. Auburn was 8-2 last year when forcing at least 25 turnovers. Auburn ranked No. 2 in the nation in steals (13.2/game) and No. 3 in turnovers forced (22.9) for the 2017-18 season.

COMEBACK KIDS

» Auburn completed what is believed to be the biggest comeback in program history on Jan. 17 when the Tigers overcame a 20-point, third-quarter deficit to pull off a 72-70 win at Vanderbilt. Auburn trailed 49-29 with less than 8 minutes to play in the third quarter and outscored the Commodores 43-21 the rest of the way.

» The previous biggest comeback (with records dating to the mid-1990s) came Feb. 8, 1995, when Auburn overcame a 19-point deficit to earn a 66-64 win at Western Kentucky.

» Auburn also fought back from a 13-point deficit in the fourth quarter to earn a 59-58 OT win over Georgia on Feb. 3.

» Under Coach Flo, the Tigers have overcome deficits of 15 points or more on nine occasions, including five deficits of exactly 17 points.

LARGEST DEFICITS OVERCOME - COACH FLO ERA

Deficit	Time	Opponent	Final Score	Date
20	3Q, 7:56	at Vanderbilt	72-70	1/17/19
17	1Q, 0:24	Tennessee	79-61	1/19/17
17	3Q, 5:27	at Vanderbilt	64-59	1/12/17
17	4Q, 9:49	Indiana	71-67	11/27/16
17	2Q, 3:51	Kentucky	66-61	1/3/16
17	2H, 17:35	Alabama	70-65 (2OT)	2/27/14
16	1Q, 3:19	Florida	84-55	12/31/17
16	1H, 0:19	at Tulane	70-65	11/28/13
15	1H, 7:10	Missouri	67-59	2/24/13

BALANCED SCORING RETURNS

» Auburn has four players averaging double-digit scoring. Janiah McKay, Unique Thompson, Daisa Alexander, and Crystal Primm - four of Auburn's starting five - all average at least 11 points per game.

» For the first time since 2008, Auburn had six players finish in double-figures in the Tigers' 97-48 win over Grambling on Nov. 6.

» Junior Janiah McKay and freshman Robyn Benton led the way with 16 points, followed by junior Crystal Primm (15), sophomore Unique Thompson (14), and junior Daisa Alexander and senior Emari Jones (13).

» The last time Auburn had at least six players score 10+ points, seven players did it against Sam Houston State on Dec. 5, 2008, when the Tigers set a school record with 119 points. That night, it was KeKe Carrier (19), DeWanna Bonner (18), Alli Smalley (16), Whitney Boddie (13), Reneisha Hobbs (13), Chantel Hilliard (13) and Sherell Hobbs (13).

» The Tigers have had at least five players score in double figures in five games this season.

SEEING DOUBLE

» Auburn players have recorded 10 double-doubles through 22 games with nine coming from sophomore Unique Thompson.

» Thompson had 12 first-quarter points en route to a 20-point, 12-rebound night in a 64-51 win over Ole Miss on Jan. 31 for her ninth double-double of the year.

» Thompson picked up her first SEC double-double of the year with 19 points and 12 rebounds against No. 10 Tennessee on Jan. 3. She added a second conference double-double with 16 points and 13 rebounds at

Vanderbilt on Jan. 17.

» Thompson played a career-high 43 minutes and scored 21 points with 18 rebounds in an 86-81 OT win over North Carolina on Dec. 20.

» Thompson earned her fifth double-double with 14 points and 17 rebounds in a 95-79 win over Oklahoma on Dec. 2.

» Thompson had 16 points and 13 rebounds for her third straight double-double and fifth of the season vs. Louisiana-Lafayette (11/25). She has now had 3 straight double-doubles in back-to-back seasons.

» With her 19-point, 14-rebound effort at Iowa State, Thompson recorded her 10th career double-double. She had reached the milestone by halftime with 16 points and 10 rebounds in the opening 20 minutes; it was the second time in her career she had a double-double by halftime.

» Thompson's 19-point, 19-rebound double-double at New Mexico was her second of the season and marked a career-high in rebounding for the Auburn sophomore.

» Thompson picked up where she left off in 2017-18 with her eighth career double-double, notching 14 points and 13 rebounds in the season-opener against Grambling. And Janiah McKay earned the second of her career with 16 points and 10 assists.

» The last time two Auburn players had a double-double in the same game was Dec. 13, 2015, at Marquette, when Tra'Ce'e Tanner (13 pts/12 rebs) and Brandy Montgomery (24 pts/12 rebs) did so.

RAINTHREE COUNTY

» Auburn has broken the school record for single-game 3-pointers twice so far this year. The most recent setting of the record game Dec. 22 at Elon when Auburn made 14 3-pointers; 11 of those came from freshmen - 5 from Robyn Benton, 4 from Brooke Moore, 2 from Erin Howard. Daisa Alexander, Emari Jones and Janiah McKay had one apiece.

» 20 days earlier, Auburn set a new school record with 13 made 3-pointers in a 95-79 win over Oklahoma on Dec. 2. The Tigers got four apiece from Jones and Benton, three from Alexander and two from Moore.

» The previous record for a single game had been 12, set on Dec. 5, 2007, in a 99-47 win over Colgate. Since 2000, the Tigers have made at least 10 treys in a game 10 times; the most recent was an 82-75 win at Florida on New Year's Day in 2017 when Auburn hit 11 from long range.

» Auburn is averaging 6.4 made 3-pointers per game this season with 148 makes through 23 games, which already ranks as the third-most in a season in Auburn history. The program record for 3-pointers in a season is 181 (5.7/game), set during the 2016-17 season.

OFFENSIVE EXPLOSION

» With 97 points in the season-opening win over Grambling, Auburn hit the 90-point plateau for the fourth time in the Coach Flo era and the first since scoring 92 on Nov. 17, 2014 - also against Grambling.

» Auburn's 95-point effort against Oklahoma on Dec. 2 gave the Tigers two 90-point games in the same season for the first time since the 2008-09 season, when Auburn topped the 90-point mark six times.

» The Tigers' 95 points against Oklahoma were the most scored by Auburn against a Power-5 conference opponent (SEC, ACC, Big Ten, Big 12, Pac-12) since 1990, when the Tigers beat Vanderbilt 96-93 in 2 OT.

» Auburn scored 96 points in a 52-point victory at Elon on Dec. 22. It marked Auburn's highest point total in a true road game since a 96-71 win at UAB on Dec. 14, 1999.

» The Tigers have scored at least 80 points in eight games this season; Auburn scored 80+ in six games

combined over the previous two seasons.

» Under Coach Flo, Auburn is 6-0 when scoring at least 90 points and 31-1 when scoring at least 80 points.

WORKING OVERTIME

» Auburn played its first overtime game since 2017 on Dec. 20, defeating North Carolina 86-81 in the Carolinas Challenge in Myrtle Beach, S.C. It was Auburn's first OT win since defeating Arkansas 71-60 on Jan. 24, 2016.

» The Tigers rallied from a 13-point fourth-quarter deficit on Feb. 3 to force overtime at home vs. Georgia, then made free throws in the closing seconds to earn a 59-58 win. Auburn has now played multiple overtime games in the same season three of the last four years.

CROSS-COUNTRY TREK

» From Nov. 10-14 as part of the Preseason WNIT that featured road games at New Mexico and Iowa State, the Tigers traveled 3,741 miles and visited six states in five days:

--Auburn to Atlanta Airport: 100 miles

--Atlanta to Albuquerque: 1,271 miles

--Albuquerque to Phoenix: 330 miles

--Phoenix to Des Moines: 1,155 miles

--Des Moines to Ames (and back): 80 miles

--Des Moines to St. Louis: 237 miles

--St. Louis to Atlanta: 468 miles

--Atlanta to Auburn: 100 miles

» Auburn also made treks to New Orleans, Philadelphia, Myrtle Beach and Elon, N.C., as part of their non-conference schedule. The Tigers traveled a total of 7,427 miles during their non-conference season.

JONES OUT FOR SEASON

» Senior Emari Jones will miss the rest of the 2018-19 season after suffering a knee injury vs. Alabama State on Dec. 29. The Chicago, Ill., native was averaging 10.7 points and 4.8 rebounds and was Auburn's leading 3-point shooter before her injury.

AUBURN HONOR ROLL

» **Robyn Benton**

--SEC Freshman of the Week (1/22)

» **Janiah McKay**

--SEC Player of the Week (12/23)

--WNIT All-Tournament Team

--Preseason All-SEC Second Team

» **Brooke Moore**

--SEC Freshman of the Week (12/31)

» **Unique Thompson**

--SEC Player of the Week (2/5)

--Preseason All-SEC Second Team

ON THIS DATE

» Auburn is 7-6 all-time on February 10. The last time Auburn played on this date was in 2013, a 65-57 loss to Florida.

NEW FACES

» Auburn welcomes four newcomers to the roster for 2018-19, all freshmen. Joining the Tigers this season are Robyn Benton (G, 5-9, Conyers, Ga.); Brooke Moore (G, 5-7, McDonough, Ga.); Erin Howard (G/F, 6-1, Madison, Wis.); and Natalie Kelly (F, 6-3, Albany, La.).

» The Tigers' 2018-19 freshman class was rated the No. 13 signing class in the country by ESPN HoopGurlz.

» Redshirt junior G Crystal Primm (West Palm Beach, Fla.) is eligible this season after sitting out last year under NCAA transfer rules. She transferred to Auburn from Duke in the summer of 2017 and has two years of eligibility.

» Redshirt freshman Kiyae' White (Macungie, Pa.) will be in action this season after sitting out last year

while rehabbing an injury.

WELCOME TO THE FAMILY

» Auburn signed five players to NLI's during the early signing period in November.

» The Tigers will welcome **Lauren Hansen** (5-8, G, Setauket, N.Y.); **Annie Hughes** (5-9, G, Pisgah, Ala.); **Maliya Perry** (6-0, G/F, Pickerington, Ohio); **Morgan Robinson-Nwagwu** (5-8, G, Norcross, Ga.); and **Sania Wells** (5-7, G, Hurley, Miss.) to The Plains beginning in the fall of 2019.

» Hansen, Perry and Robinson-Nwagwu were nominated for McDonald's All-American in January.

TIGERS IN THE PROS

» DeWanna Bonner completed her ninth season in the WNBA in 2018, all with the Phoenix Mercury, after taking the 2017 season off for the birth of her twins. Bonner had one of her best pro seasons, averaging 17.3 points, 7.2 rebounds and 3.2 assists while starting all 34 games. She was a beast in the 2018 playoffs, averaging 24.0 points and 11.1 rebounds in seven postseason games. Bonner was named the Associated Press' WNBA Comeback Player of the Year.

» Brandy Montgomery is playing in Europe for her second season, currently on the roster of Luxembourg side Etzella Ettelbruck. Last year, she played for Visby in Sweden, averaging 16.3 points, 5.1 rebounds and 1.8 assists while helping her team to the league semifinals.

NCAA RPI Report (AU & Opponents)

<i>(thru games of 2/7/19)</i>			
Rk	Team	Record	AU Result
7	Mississippi State	21-1	L 59-85
11	Iowa State	17-5	L 64-67
16	South Carolina	17-5	--
21	Texas A&M	18-5	L 67-69
26	Kentucky	19-5	L 68-78
29	North Carolina	14-10	W 86-81 OT
31	Missouri	17-7	L 65-74
51	New Mexico	18-3	W 79-76
52	LSU	14-8	--
63	AUBURN	17-6	
64	Tennessee	15-7	L 69-78
75	Arkansas	16-8	--
106	Georgia	13-9	W 59-58 OT
128	Alabama	11-12	W 66-56
153	Oklahoma	5-16	W 95-79
174	Vanderbilt	6-16	W 72-70
185	Nicholls State	12-9	W 80-59
189	Coastal Carolina	11-10	W 84-78
197	Elon	7-13	W 96-44
198	Ole Miss	8-16	W 64-51
202	Grambling	9-12	W 97-48
203	Florida	6-17	W 64-56
236	Alabama State	7-13	W 83-50
256	Louisiana-Lafayette	6-16	W 71-59
261	Samford	7-15	W 73-46
267	St. Joseph's	7-15	W 81-70

Auburn in the SEC & NCAA Stats

<i>(Thru games of 2/7/19)</i>			
Category	Value	SEC	NCAA
Scoring Offense	74.7	4th	45th
Scoring Defense	64.8	9th	191st
Scoring Margin	+10.0	5th	57th
Field Goal Pct.	.430	4th	57th
Field Goal Pct. Def.	.420	12th	276th
3-pt FG Pct.	.324	8th	127th
3-pt FG Pct. Def.	.360	14th	334th
Free Throw Pct.	.716	4th	101st
Rebounds	35.5	12th	266th
Rebound Margin	+0.3	9th	182nd
Off. Rebounds	13.8	5th	--
Def. Rebounds	21.7	13th	--
Assists	12.7	10th	206th
Assist/Turnover	0.9	6th	105th
Blocks	2.5	12th	231st
Turnover Margin	+8.0	2nd	6th
Turnovers Forced	21.6	2nd	12th
Steals	12.9	1st	4th
INDIVIDUALS (All Games)			
Scoring			
Janiah McKay	14.4	13th	232nd
Unique Thompson	12.9	23rd	--
Daisa Alexander	11.7	30th	--
Rebounding			
Unique Thompson	10.3	3rd	32nd
Field Goal Pct.			
Unique Thompson	.588	2nd	22nd
Assists			
Janiah McKay	4.2	7th	121st
Free Throw Pct.			
Janiah McKay	.810	7th	95th
Crystal Primm	.728	13th	248th
Steals			
Janiah McKay	2.5	2nd	46th
Daisa Alexander	2.3	T3rd	67th
Crystal Primm	2.3	T3rd	67th
Unique Thompson	1.9	7th	179th
3-Point FG Made			
Daisa Alexander	1.6	15th	-
Offensive Rebounds			
Unique Thompson	3.9	2nd	26th
Defensive Rebounds			
Unique Thompson	6.4	4th	--

Auburn Career Record Updates

Auburn Career Scoring

No.	Player	Years	Points
1.	DeWanna Bonner	2005-09	2,162
2.	Becky Jackson	1980-84	2,068
3.	Vickie Orr	1985-89	2,035
4.	Marianne Merritt	1975-79	1,979
5.	Carolyn Jones	1988-91	1,831
6.	Natasha Brackett	2001-05	1,716
7.	Brandy Montgomery	2013-17	1,644
8.	Mae Ola Bolton	1984-88	1,616
9.	Alli Smalley	2007-11	1,601
10.	Angie Hannah	1978-82	1,583
11.	Janiah McKay	2015-present	1,530
12.	Tyrese Tanner	2010-14	1,515
13.	Le'Coe Willingham	1999-03	1,475
14.	Lori Monroe	1979-83	1,415
15.	Tasha Hamilton	1997-01	1,402
16.	Sherell Hobbs	2005-09	1,372
17.	Linda Godby	1986-90	1,365
18.	Tra'Cee Tanner	2012-16	1,327
19.	Debra Larkin	1981-85	1,310
20.	C.C. Hayden	1989-92	1,306
21.	Katie Frerking	2013-17	1,271
22.	Conswella Sparrow	1997-00	1,249
23.	Blanche Alverson	2009-13	1,244
24.	Brenda Hill	1981-85	1,222
25.	Monique Morehouse	1992-96	1,191
26.	Lauretta Freeman	1989-93	1,188
27.	Hasina Muhammad	2001-15	1,184
28.	Sharon Stewart	1984-88	1,184
29.	Ruthie Bolton	1985-89	1,176
30.	Tiffany Krantz	1996-00	1,136

Auburn Career Assists

No.	Player	Years	Assists
1.	Whitney Boddie	2005-09	603
2.	Renae Halbrooks	1978-82	593
3.	Helene Baroody	1983-87	587
4.	Kristen Mulligan	1992-96	551
5.	Ruthie Bolton	1985-89	526
6.	Martha Monk	1979-81	525
7.	Chantel Tremiere	1987-91	490
8.	Tiffany Krantz	1996-2000	414
9.	Janiah McKay	2015-present	411
10.	Debra Larkin	1981-85	386
11.	Samantha Williams	1991-96	323
12.	Nicole Louden	2001-05	311
13.	Katie Frerking	2013-17	307
14.	Alli Smalley	2007-11	303
15.	Morgan Toles	2009-11	267
16.	Najat Ouardad	2011-13	259
17.	Cindy Sagrera	1981-84	254
18.	Mae Ola Bolton	1984-88	252
19.	Nitasha Brown	2002-06	236
20.	DeWanna Bonner	2005-09	226
21.	Tasha Hamilton	1997-2001	219
22.	Angie Hannah	1978-82	214
23.	Lynn Stevenson	1987-91	212
24.	LaRita Spencer	1999-2001	209
25.	Terryland Robinson	1989-93	207
	Diann McNeil	1984-88	202
27.	Justine Agbatan	1995-98	201
28.	Nancy Derrick	2000-04	200
	Sherell Hobbs	2005-09	200
30.	Tamela McCorvey	2006-08	189

Auburn Career Steals

No.	Player	Years	Steals
1.	Mae Ola Bolton	1985-88	282
2.	Kristen Mulligan	1993-96	253
3.	Ruthie Bolton	1986-89	246
4.	Debra Larkin	1982-85	242
5.	Helene Baroody	1984-87	240
6.	Katie Frerking	2013-17	234
7.	Sherell Hobbs	2005-09	231
8.	Hasina Muhammad	2011-15	223
9.	Janiah McKay	2015-present	211
	DeWanna Bonner	2005-09	208

Auburn Career Free Throws Made

No.	Player	Years	FTs
1.	DeWanna Bonner	2005-09	600
2.	Carolyn Jones	1988-91	438
3.	Janiah McKay	2015-present	403
4.	Tyrese Tanner	2010-14	376
5.	Conswella Sparrow	1997-00	346
	Le'Coe Willingham	1999-04	346
7.	Becky Jackson	1980-84	340
	Vickie Orr	1985-89	307
9.	Marianne Merritt	1975-79	305
10.	Tasha Hamilton	1997-01	296

Auburn Career Free-Throw Pct. (min 150 att.)

No.	Player	Years	Pct. (FT-FTA)
1.	Carolyn Jones	1988-91	.810 (438-541)
2.	Kristen Mulligan	1992-96	.796 (191-240)
3.	DeWanna Bonner	2005-09	.795 (600-777)
4.	Laticia Morris	1995-97	.787 (233-296)
5.	Whitney Boddie	2005-09	.777 (219-282)
6.	Linda Godby	1986-90	.774 (185-239)
7.	Janiah McKay	2015-present	.769 (403-524)
8.	Brenda Hill	1982-83	.76752 (208-271)
9.	Helene Baroody	1983-87	.76732 (155-202)
10.	Patrena Scruggs	1987-89	.749 (128-171)

Auburn Career Double-Doubles

No.	Player	Years	D-Ds
1.	DeWanna Bonner	2005-09	40
2.	Lauretta Freeman	1989-93	38
3.	C.C. Hayden	1989-92	30
4.	Le'Coe Willingham	1999-04	29
5.	Vickie Orr	1985-89	27
6.	Monique Morehouse	1992-96	24
7.	Becky Jackson	1980-84	19
8.	Unique Thompson	2017-present	16
9.	Conswella Sparrow	1997-00	15
10.	Tra'Cee Tanner	2012-16	14
11.	Tasha Hamilton	1997-01	13
	Sharon Stewart	1984-88	13
13.	Danielle Coleman	1992-94	12
	Marita Payne	2002-06	12
15.	Whitney Boddie	2005-09	11
	KeKe Carrier	2005-10	11
17.	Tia Miller	2001-04	8
	Tara Williams	1995-97	8
19.	Katie Frerking	2013-17	7
	Linda Godby	1986-90	7
	Laticia Morris	1995-97	7
	Mandisa Stevenson	2002-04	7
	Tyrese Tanner	2010-14	7
24.	Justine Agbatan	1995-98	6
	Brenda Hill	1982-83	6
	Kendall Mago	1988-92	6
	Samantha Williams	1991-96	6
28.	Ruthie Bolton	1985-89	5
	Jordan Greenleaf	2006-11	5

Auburn Career Rebounding

No.	Player	Years	Rebounds
1.	Becky Jackson	1980-84	1,118
2.	DeWanna Bonner	2005-09	1,047
3.	Lori Monroe	1979-83	1,015
4.	Vickie Orr	1985-89	1,006
5.	Lauretta Freeman	1989-93	976
6.	Marianne Merritt	1975-79	972
7.	Le'Coe Willingham	1999-03	927
8.	Monique Morehouse	1992-96	792
9.	Jordan Greenleaf	2006-11	761
	Charlene Thomas	1984-87	761
11.	Tra'Cee Tanner	2012-16	758
12.	Sharon Stewart	1984-88	757
13.	C.C. Hayden	1989-92	749
	Kendall Mago	1988-92	749
15.	Tasha Hamilton	1997-01	663
16.	Mae Ola Bolton	1984-88	653
17.	Marita Payne	2002-06	630
18.	Katie Frerking	2013-17	627
19.	Sherell Hobbs	2005-09	612
20.	Brenda Hill	1982-85	604
21.	Blanche Alverson	2009-13	602
22.	KeKe Carrier	2005-10	600
23.	Angie Hannah	1978-82	588
24.	Linda Godby	1986-90	580
25.	Tyrese Tanner	2010-14	572
	Conswella Sparrow	1997-00	572
27.	Diann McNeil	1984-88	498
28.	Samantha Williams	1991-96	495
29.	Hasina Muhammad	2011-15	494
30.	Ruthie Bolton	1985-89	490
--	Unique Thompson	2017-present	463

Auburn Individual & Team Records

Single Game

Points	41, Conswella Sparrow vs. South Alabama (Feb. 17, 1998)
Field Goals	17, Becky Jackson vs. UAB (1982-83)
Field Goal Attempts	34, Marianne Merritt vs. West Georgia (1975-76)
FG Percentage	1.000 (12-12), Laticia Morris vs. S. Alabama (Jan. 14, 1997)
3PT Field Goals	8, Tiffany Krantz vs. Troy State (Nov. 21, 1997)
3PT Field Goal Attempts	16, Brandy Montgomery at Marquette (Dec. 13, 2015)
3PT FG Pct.	1.000 (7-7), Tiffany Krantz vs. Vanderbilt (Jan. 29, 1997)
Free Throws	14, DeWanna Bonner vs. Tennessee (Jan. 25, 2009)
Free Throw Attempts	17, Becky Jackson vs. Iona (Dec. 13, 1980)
FT Percentage	1.000 (11-11), Conswella Sparrow vs. Georgia (Jan. 17, 1998)
	1.000 (11-11), Lori Nero vs. Missouri State (Mar. 17, 2000)
	1.000 (11-11), Sherell Hobbs vs. Stephen F. Austin (Jan. 3, 2009)
	1.000 (11-11), Janiah McKay vs. Texas A&M (Jan. 7, 2018)
Rebounds	26, Marianne Merritt vs. Montevallo (1975-76)
Assists	18, Martha Monk vs. Alabama State (1980-81)
Blocks	13, Marita Payne vs. Arkansas (Feb. 3, 2005)
Steals	10, Kristen Mulligan vs. NE Illinois (Dec. 18, 1992)
	10, Ruthie Bolton vs. Long Beach St. (April 1, 1988)
	10, Mae Ola Bolton vs. Kentucky (Feb. 3, 1987)

Season

Points	716, DeWanna Bonner (2008-09)
Scoring Average	21.9, Marianne Merritt (1975-76)
Field Goals	259, Tara Williams (1996-97)
	259, Angie Hannah (1980-81)
Field Goal Attempts	544, Tara Williams (1996-97)
Field Goal Percentage	.663 (222-335), Becky Jackson (1982-83)
3PT Field Goals	70, Tiffany Krantz (1996-97)
3PT Field Goal Attempts	197, Brandy Montgomery (2016-17)
3PT FG Percentage	.429 (48-112), Kristen Mulligan (1994-95)
Free Throws	218, DeWanna Bonner (2008-09)
Free Throw Attempts	258, DeWanna Bonner (2008-09)
Free Throw Percentage	.862 (25-59), Beth Bryant (1982-83)
Rebounds	401, Lauretta Freeman (1992-93)
Rebounding Average	15.3, Marianne Merritt (1975-76)
Assists	294, Martha Monk (1980-81)
Assists Average	8.9, Martha Monk (1980-81)
Blocks	141, Marita Payne (2004-05)
Steals	114, Marianne Merritt (1975-76)
Double-Doubles	26, Lauretta Freeman (1992-93)

Career

Points	2,162, DeWanna Bonner (2005-09)
Scoring Average	20.4, Marianne Merritt (1975-79)
Field Goals	864, Becky Jackson (1980-84)
	864, Vickie Orr (1985-89)
Field Goal Attempts	1,795, Marianne Merritt (1975-79)
Field Goal Percentage	.602, Becky Jackson (1980-1984)
3PT Field Goals	219, Alli Smalley (2007-11)
3PT Field Goal Attempts	688, Brandy Montgomery (2013-17)
3PT Field Goal Percentage	.415, Carolyn Jones (1988-91)
Free Throws	600, DeWanna Bonner (2005-09)
Free Throw Attempts	755, DeWanna Bonner (2005-09)
Free Throw Percentage	.810, Carolyn Jones (1988-91)
Rebounds	1,118, Becky Jackson (1980-84)
Rebounding Average	10.0, Marianne Merritt (1975-79)
Assists	603, Whitney Boddie (2005-09)
Assists Average	8.3, Martha Monk (1979-81)
Blocks	377, Marita Payne (2002-06)
Steals	282, Mae Ola Bolton (1985-88)
Double-Doubles	40, DeWanna Bonner (2005-09)

Triple-Doubles

Only three players ever at Auburn, male or female, have recorded a triple-double in a game, with two coming from the women's team: Marita Payne and Whitney Boddie. Payne recorded the first ever on Feb. 3, 2005 with 15 points, 12 rebounds and 13 blocks against Arkansas. Boddie followed up with one on Dec. 5, 2008 with 24 points, 11 rebounds and 12 assists against Sam Houston State.

Single Game

Points	119 vs. Sam Houston State (Dec. 5, 2008)
First Half Points	63 vs. Florida Southern (Jan. 17, 1987)
Second Half Points	64 vs. Jacksonville State (Jan. 19, 1999)
Points in a Quarter	32 (4Q) vs. Indiana (Nov. 27, 2016)
	32 (4Q) vs. Oklahoma (Dec. 2, 2018)
Field Goals	51 vs. Alabama State (Dec. 2, 1986)
Field Goal Attempts	97 vs. Georgia State (Dec. 5, 1987)
Field Goal Percentage	.672 (38-58) vs. North Carolina (Dec. 18, 1982)
3PT Field Goals	14 at Elon (Dec. 22, 2018)
3PT Field Goal Attempts	33 vs. Iowa State (Dec. 28, 2001)
3PT FG Percentage	.833 (5-6) vs. Charleston Southern (Nov. 23, 2001)
	.833 (5-6) at LSU (Feb. 1, 2009)
Free Throws	38 vs. Tuskegee (1976-77)
Free Throw Attempts	54 vs. Tuskegee (1976-77)
Free Throw Percentage	1.000 (16-16) vs. Texas A&M (Jan. 8, 2018)
Rebounds	79 vs. Eastern Kentucky (Nov. 25, 1989)
	79 vs. Alabama-Huntsville (Jan. 5, 1980)
Assists	38 vs. Georgia State (Dec. 5, 1987)
Blocks	17 vs. Alabama A&M (Nov. 19, 2009)
	17 vs. South Alabama (Feb. 23, 1994)
	17 vs. Lamar (Dec. 1, 1993)
Steals	24 vs. Tennessee State (Dec. 5, 2001)
	24 vs. East Carolina (Dec. 5, 2015)
Opponent Turnovers	45 vs. Puerto Rico-Mayaguez (Dec. 17, 2000)
Fewest Points	25 vs. Mercer (1971-72)
Fewest First Half Points	12 vs. Hampton (Dec. 30, 2014)
Fewest Second Half Points	10 vs. Mercer (1971-72)
Fewest Rebounds	17 vs. Vanderbilt (Feb. 4, 2016)
Fewest Assists	3 vs. Tennessee (Jan. 10, 2002)
Fewest Field Goals	12 vs. Vanderbilt (Dec. 18, 1994)
	12 vs. South Carolina (Feb. 16, 2006)
Fewest Field Goal Attempts	39 at Duke (Nov. 27, 2005)
Fewest Free Throws	0 vs. Georgia (Feb. 12, 1983)
Fewest Free Throw Attempts	4 vs. Northwestern (Dec. 12, 1990)
	4 vs. South Alabama (Feb. 20, 1991)
	4 at Kentucky (Feb. 3, 2011)
	4 at Kentucky (Jan. 17, 2016)
	4 vs. Texas A&M (Feb. 5, 2017)
	4 at Tennessee (Jan. 4, 2018)
Fewest Fouls	6 vs. Alabama State (Feb. 20, 1991)
Fewest Turnovers	5 at Alabama (Feb. 26, 2004)
	5 vs. Florida (Dec. 31, 2017)

Season

Points	2,945 in 1987-88
Scoring Average	87.1 in 1986-87
Field Goals	1,238 in 1987-88
Field Goal Attempts	2,468 in 1987-88
Field Goal Percentage	.524 (1,201-2,292) in 1986-87
3PT Field Goals	181 in 2016-17
3PT Field Goal Attempts	639 in 2016-17
3PT Field Goal Percentage	.406 (26-64) in 1987-88
Free Throws	572 in 1989-90
Free Throw Attempts	838 in 1989-90
Free Throw Percentage	.749 (519-693) in 1990-91
Rebounds	1,652 in 1987-88
Rebounding Average	47.2 in 1987-88
Rebounding Margin	+15.7 in 1987-88
Assists	674 in 1987-88
Blocks	207 in 2005-06
Steals	402 in 2012-13
Turnovers Forced	709 in 2016-17
Wins	32 in 1987-88/1988-89
Consecutive Wins	28 in 1988-89
Consecutive Home Wins	68 from 1986-91
Losses	18 in 1977-78/1978-79/2014-15

TIGERS' RECORD WHEN...

	2018-19	Under Coach Flo
At Home.....	7-4	68-33
On the Road.....	8-2	33-51
At a Neutral Site.....	2-0	18-13
When wearing white.....	6-4	67-27
When wearing orange.....	2-0	7-10
When wearing blue.....	9-2	41-56
When wearing pink.....	0-0	4-4
Leading at the half.....	13-2	93-20
Trailing at the half.....	4-3	26-71
Tied at the half.....	0-1	0-6
Scores 100+ points.....	0-0	0-0
Scores 90-99 points.....	3-0	6-0
Scores 80-89 points.....	5-0	25-1
Scores 70-79 points.....	5-0	34-6
Scores 60-69 points.....	3-5	37-23
Scores fewer than 60 points.....	1-1	15-67
Holds opponent to 41-50 points.....	4-0	30-3
Holds opponent to 31-40 points.....	0-0	6-0
Holds opponent to under 30 points.....	0-0	2-0
Force 25 or more turnovers.....	5-0	49-8
Shoots 50% FG or better.....	4-0	31-2
Shoots 40-49% FG.....	9-4	61-25
Shoots 39.9% or under FG.....	4-2	26-71
Holds opponent under 30% FG.....	2-0	24-2
Shoots higher FG% than opponent.....	12-1	96-21
Shoots lower FG% than opponent.....	5-5	23-71
Shoots same FG% as opponent.....	0-0	0-3
Shoots higher FT% than opponent.....	9-3	51-36
Shoots lower FT% than opponent.....	8-3	67-61
Shoots same FT% as opponent.....	0-0	0-1
Out-rebounds opponent.....	11-1	74-26
Out-rebounded by opponent.....	4-5	39-70
Tied in rebounds.....	2-0	5-2
Versus ranked opponent.....	0-5	4-46
In overtime.....	2-0	5-4
Games decided by 3 points or less.....	3-2	10-15
Games decided by 4-5 points.....	1-0	11-13
Games decided by 6-10 points.....	3-3	28-27
Games decided by 11-20 points.....	5-0	34-26
Games decided by 21-30 points.....	2-1	23-10
Games decided by 30+ points.....	3-0	13-6
On Television/Digital.....	14-4	60-65
In November.....	5-1	31-13
In December.....	7-0	38-8
In January.....	4-4	17-37
In February.....	1-1	20-27
In March.....	0-0	11-11

2018-19 Auburn Superlatives...

First Half

Most points scored in the first quarter.....	30, at St. Joseph's (12/6/18)
Most points scored in the second quarter.....	27, vs. Oklahoma (12/2/18)
Most points scored in the first half.....	51, at Elon (12/22/18)
Fewest points scored in the first half.....	19, vs. Georgia (2/3/19)
Fewest points allowed in the first half.....	17, vs. Samford (12/16/18)
Most points allowed in the first half.....	43, at Missouri (1/27/19)
Best FG % in the first half.....	.575, at Elon (12/22/18)
Worst FG % in the first half.....	.285, at Ole Miss (1/31/19)
Best FG % by an opponent in the first half.....	.600, at Vanderbilt (1/17/19)
Worst FG % by an opponent in the first half.....	.240, vs. Alabama State (12/29/18)
Most rebounds in the first half.....	29, at New Mexico (11/11/18)
Fewest rebounds in the first half.....	10, at Missouri (1/27/19)
Most rebounds by an opponent in the first half.....	23, Oklahoma (12/2/18), Coastal Carolina (12/18/18), Ole Miss (1/31/19)
Fewest rebounds by an opponent in the first half.....	10, vs. Nicholls State (11/9/18)

Second Half

Most points scored in the third quarter.....	27, vs. Nicholls State (11/9/18)
Most points scored in the fourth quarter.....	32, vs. Oklahoma (12/2/18)
Most points scored in an overtime period.....	17, vs. North Carolina (12/20/18)
Most points scored in the second half.....	53, vs. Grambling (11/6/18)
Fewest points scored in the second half.....	26, at Iowa State (11/13/18)
Fewest points allowed in the second half.....	25, at Elon (12/22/18) & at Florida (1/6/19)
Most points allowed in the second half.....	49, vs. Oklahoma (12/2/18)
Best FG % in the second half.....	.704, at Elon (12/22/18)
Worst FG % in the second half.....	.294, vs. Georgia (2/3/19)
Best FG % by an opponent in the second half.....	.625, at Vanderbilt (1/17/19)
Worst FG % by an opponent in the second half.....	.280, vs. Grambling (11/6/18)
Most rebounds in the second half.....	25, vs. Grambling (11/6/18)
Fewest rebounds in the second half.....	10, vs. Tennessee (1/3/19) & at Vanderbilt (1/17/19)
Most rebounds by an opponent in the second half.....	26, vs. Mississippi State (1/14/19)
Fewest rebounds by an opponent in the second half.....	9, at Elon (12/22/18)

Game

Most points scored.....	97, vs. Grambling (11/6/18)
Fewest points scored.....	59, vs. Mississippi State (1/14/19) & vs. Georgia (2/3/19)
Most points allowed.....	85, vs. Mississippi State (1/14/19)
Fewest points allowed.....	44, at Elon (12/22/18)
Best FG %.....	.633, at Elon (12/22/18)
Worst FG %.....	.303, vs. Georgia (2/3/19)
Best FG % by an opponent.....	.610, at Vanderbilt (1/17/19)
Worst FG % by an opponent.....	.259, vs. Grambling (11/6/18)
Most rebounds.....	53, vs. Grambling (11/6/18)
Fewest rebounds.....	24, vs. Mississippi State (1/14/19)
Most rebounds by an opponent.....	43, vs. Tennessee (1/3/19) & vs. Mississippi State (1/14/19)
Fewest rebounds by an opponent.....	21, at Elon (12/22/18)

Miscellaneous

Highest-scoring quarter.....	32, 4Q vs. Oklahoma (12/2/18)
Lowest-scoring quarter.....	2, 1Q at Missouri (1/27/19)
Highest-scoring opponent quarter.....	26, 4Q vs. Oklahoma (12/2/18) & 3Q vs. Mississippi State (1/14/19)
Lowest-scoring opponent quarter.....	5, 2Q vs. Grambling (11/6/18) & 1Q vs. Alabama State (12/29/18)
Largest margin in a single quarter.....	+21 (27-6), 2Q vs. Oklahoma (12/2/18)
Largest margin of victory.....	52, at Elon (12/22/18)
Smallest margin of victory.....	1, vs. Georgia (2/3/19)
Largest margin of defeat.....	26, vs. Mississippi State (1/14/19)
Smallest margin of defeat.....	2, vs. Texas A&M (1/24/19)
Largest halftime lead.....	32, at Elon (12/22/18)
Smallest halftime lead.....	3, at New Mexico (11/11/18) & at Ole Miss (1/31/19)
Times tied at halftime.....	1 - 35-35 vs. Tennessee (1/3/19)
Largest halftime deficit.....	20, at Missouri (1/27/19)
Smallest halftime deficit.....	1, vs. Coastal Carolina (12/18/18)
Largest rebounding margin.....	+27, vs. Grambling (11/6/18)
Smallest rebounding margin.....	+1, vs. Louisiana-Lafayette (11/25/18); at XULA (11/28/18); vs. Georgia (2/3/19)
Last time tied in rebounding.....	30-30, at St. Joseph's (12/6/18)
Largest rebounding deficit.....	-19, vs. Mississippi State (1/14/19)
Smallest rebounding deficit.....	-2, vs. Samford (12/16/18)
Largest deficit overcome to win game.....	20, at Vanderbilt (1/17/19)
Largest lead lost.....	15, at Iowa State (11/13/18)

MISCELLANEOUS STATISTICS

Double-Doubles	Season	Career
Unique Thompson	9	16
Janiah McKay	1	2

30+ Point Games	Season	Career
20+ Point Games	Season	Career
Janiah McKay	5	22
Daisa Alexander	3	9
Unique Thompson	3	6
Brooke Moore	1	1

10+ Rebound Games	Season	Career
Unique Thompson	11	22

10+ Assist Games	Season	Career
Janiah McKay	1	2

5+ Steal Games	Season	Career
Crystal Primm	3	3
Janiah McKay	1	6
Daisa Alexander	1	2
Erica Sanders	0	1

5+ Block Games	Season	Career
Unique Thompson	0	1

GAMES LED AUBURN IN...

Scoring	Season	Career
Janiah McKay	10	38
Unique Thompson	8	13
Daisa Alexander	5	12
Robyn Benton	1	1
Emari Jones	1	1
Brooke Moore	1	1
Crystal Primm	1	1

Rebounding	Season	Career
Unique Thompson	21	40
Crystal Primm	2	2
Daisa Alexander	1	3
Erin Howard	1	1
Emari Jones	0	3
Abigayle Jackson	0	2
Janiah McKay	0	2
Erica Sanders	0	2

Assists	Season	Career
Janiah McKay	11	68
Daisa Alexander	4	5
Erica Sanders	2	7
Unique Thompson	2	4
Emari Jones	1	2
Erin Howard	1	1
Crystal Primm	1	1

(includes games where lead was shared)

2018-19 DOUBLE-DOUBLES

- Unique Thompson vs. Grambling (14 pts, 13 reb)
- Janiah McKay vs. Grambling (16 pts, 10 ast)
- Unique Thompson at New Mexico (19 pts, 19 reb)
- Unique Thompson at Iowa State (19 pts, 14 reb)
- Unique Thompson vs. UL-Lafayette (16 pts, 13 reb)
- Unique Thompson vs. Oklahoma (14 pts, 17 reb)
- Unique Thompson vs. North Carolina (21 pts, 18 reb)
- Unique Thompson vs. Tennessee (19 pts, 12 reb)
- Unique Thompson at Vanderbilt (16 pts, 13 reb)
- Unique Thompson at Ole Miss (20 pts, 12 reb)

Last Time an Auburn Team...

- Scored 90 points Auburn 96, Elon 44, in Elon, N.C. (Dec. 22, 2018)
- Scored 100 points Auburn 119, Sam Houston State 54, in Auburn, Ala. (Dec. 5, 2008)
- Scored 100 points in an SEC game Auburn 102, Tennessee 96, SEC Tournament in Albany, Ga. (Mar. 6, 1987)
- Scored 100 at home Auburn 119, Sam Houston State 54, in Auburn, Ala. (Dec. 5, 2008)
- Scored 80 points and lost Virginia Tech 92, Auburn 87 [OT] in Auburn, Ala. (Dec. 18, 2016)
- Scored 90 points and lost Kentucky 91, Auburn 90 [2OT], in Auburn, Ala. (Feb. 2, 1986)
- Scored 100 points and lost Never
- Scored 110+ points Auburn 119, Sam Houston State 54, in Auburn, Ala. (Dec. 5, 2008)
- Scored 50-59 points in a half 51 - 1st half at Elon in Elon, N.C. (Dec. 22, 2018)
- Scored 60 or more points in a half 62 (2nd half) - vs. Drake in New Orleans, La. (Dec. 21, 2016)
- Scored 30 or more points in a quarter 30 (1st quarter) - at St. Joseph's in Philadelphia, Pa. (Dec. 6, 2018)
- Scored 50 points or less in a game 48 - at Kentucky in Lexington, Ky. (Feb. 1, 2018)
- Scored 50 points or less and won Auburn 47, Missouri 45 [SEC] in Jacksonville, Fla. (March 3, 2016)
- Scored 40 points or less in a game Georgia 63, Auburn 30, in Athens, Ga. (Jan. 28, 2016)
- Scored less than 10 points in a quarter 7 points (1st quarter) vs. Georgia in Auburn, Ala. (Feb. 3, 2019)
- Scored less than 20 points in a 1st half 19 points vs. Georgia in Auburn, Ala. (Feb. 3, 2019)
- Scored less than 20 points in a 2nd half 18 points vs. Missouri [SEC] in Jacksonville, Fla. (March 3, 2016)
- Had 35+ rebound margin 36 - (52-16) vs. Alabama A&M in Normal, Ala. (Nov. 19, 2013)
- Had 25+ rebound margin 33 - (53-26) vs. Grambling State in Auburn, Ala. (Nov. 6, 2018)
- Had 20+ rebound margin 33 - (53-26) vs. Grambling State in Auburn, Ala. (Nov. 6, 2018)
- Attempted 30 free throws 36 - vs. Alabama State in Auburn, Ala. (Dec. 29, 2018)
- Attempted 35 free throws 36 - vs. Alabama State in Auburn, Ala. (Dec. 29, 2018)
- Attempted 40 free throws 41 - vs. Alabama State in Auburn, Ala. (Nov. 15, 2006)
- Attempted 5 free throws or less 5 - vs. Tennessee [SEC] in Nashville, Tenn. (March 1, 2018)
- Did not attempt a free throw Never
- Made 20 free throws 22 - vs. Kentucky (22-29) in Auburn, Ala. (Feb. 7, 2019)
- Made 25 free throws 29 - vs. Alabama State (29-36) in Auburn, Ala. (Dec. 29, 2018)
- Made 30 free throws 31 - vs. Northwestern State (31-43) (Dec. 30, 2003)
- Had 25 assists 25 - vs. Ole Miss in Auburn, Ala. (Jan. 8, 2017)
- Had 25 turnovers 25 - at Kentucky in Lexington, Ky. (Feb. 1, 2018)
- Had 10 turnovers or less 9 - at Ole Miss in Oxford, Miss. (Jan. 31, 2019)
- Had 25+ steals Never
- Had 20-24 steals 21 - vs. Georgia in Auburn, Ala. (Feb. 3, 2019)
- Had 15-19 steals 15 - vs. Mississippi State in Auburn, Ala. (Jan. 14, 2019)
- Had 10-14 blocks 10 - vs. Louisiana Tech in Auburn, Ala. (Nov. 19, 2017)
- Had 15+ blocks 15 - at Florida International in Miami, Fla. (Dec. 29, 2014)
- Won an overtime game Auburn 59, Georgia 58 [1OT] in Auburn, Ala. (Feb. 3, 2019)
- Lost an overtime game Alabama 63, Auburn 61 [1OT] in Auburn, Ala. (Feb. 20, 2017)
- Played a double overtime game Auburn 70, Alabama 65 [2OT] in Auburn, Ala. (Feb. 27, 2014)
- Played three or more overtimes Never
- Shot 70% for a half 70.4% (19-of-27), 2nd half at Elon in Elon, N.C. (Dec. 22, 2018)
- Shot 60% for a game 63.3% (38-of-60) at Elon in Elon, N.C. (Dec. 22, 2018)
- Shot less than 30% for a game 27.6% (21-of-76) vs. Missouri in Auburn, Ala. (Feb. 15, 2018)
- Shot 90-99.9% from the free throw line (minimum 10 attempts) 92.3% (12-of-13) vs. Nicholls State in Auburn, Ala. (Nov. 9, 2018)
- Shot 100% from the free throw line (minimum 10 attempts) 100% (16-of-16) vs. Texas A&M in Auburn, Ala. (Jan. 7, 2018)
- Shot 50% on 3-pointers (minimum 5 attempts) 50.0% (6-of-12) at Missouri in Columbia, Mo. (Jan. 27, 2019)
- Shot 20-30% in a half 29.4% (10-of-34), 2nd half vs. Georgia in Auburn, Ala. (Feb. 3, 2019)
- Shot less than 20% in a half 18.4% (7-of-38), 1st half vs. Missouri in Auburn, Ala. (Feb. 15, 2018)
- Shot 55% or better and lost 58.1% (25-of-43) vs. Tennessee (Jan. 20, 2005)
- Made at least 10 3-point field goals 10-of-35 vs. Alabama State in Auburn, Ala. (Dec. 29, 2018)
- Failed to make a 3-point field goal 0-of-5 vs. Southern in Auburn, Ala. (Dec. 9, 2017)
- Had 60+ rebounds 61 - vs. Stephen F. Austin in Auburn, Ala. (Dec. 17, 2007)
- Had 50-59 rebounds 53 - vs. Grambling State in Auburn, Ala. (Nov. 6, 2018)
- Defeated a Top-25 opponent Auburn 80, #16 Florida 58, in Auburn, Ala. (Feb. 14, 2016)
- Defeated a Top-10 opponent Auburn 66, #7 Kentucky 61, in Auburn, Ala. (Jan. 3, 2016)
- Defeated a Top-25 opponent on the road Auburn 68, #16 Vanderbilt 62, in Nashville, Tenn. (Feb. 13, 2014)

Last Time an Auburn Player...

- Scored 25 points 25 - Janiah McKay at Mississippi State in Starkville, Miss. (Feb. 22, 2018)
- Scored 30 points 32 - Katie Frerking at Texas A&M in College Station, Texas (Feb. 5, 2017)
- Scored 35 points 35 - DeWanna Bonner vs. Tennessee in Auburn, Ala. (Jan. 25, 2009)
- Scored 40 points 41 - Conswella Sparrow vs. South Alabama (Feb. 17, 1998)
- Had 10+ rebounds 12 - Unique Thompson at Ole Miss in Oxford, Miss. (Jan. 31, 2019)
- Had 15+ rebounds 18 - Unique Thompson vs. North Carolina in Myrtle Beach, S.C. (Dec. 20, 2018)
- Had 20 rebounds 20 - Monique Morehouse at LSU (Feb. 4, 1995)
- Had 10 assists 10 - Janiah McKay vs. Grambling State (Nov. 6, 2018)
- Had 15 assists 18 - Martha Monk vs. Alabama State (Feb. 18, 1981)
- Had 5 blocks 6 - Unique Thompson vs. Louisiana Tech in Auburn, Ala. (Nov. 19, 2017)
- Had 7 blocks 7 - Jassany Williams vs. Duke (Nov. 18, 2011)
- Had 10 blocks 13 - Marita Payne vs. Arkansas (Feb. 3, 2005)
- Had 5 steals 6 - Crystal Primm vs. Kentucky in Auburn, Ala. (Feb. 7, 2019)
- Had 8 steals 8 - Brandy Montgomery vs. East Carolina in Auburn, Ala. (Dec. 5, 2015)
- Had 10 steals 10 - Kristen Mulligan vs. Northeast Illinois in Auburn, Ala. (Dec. 18, 1992)
- Made 10 field goals 10 - Unique Thompson [10-18] vs. North Carolina in Myrtle Beach, S.C. (Dec. 20, 2018)
- Made 15 field goals 15 - Conswella Sparrow (15-16) vs. South Alabama (Feb. 17, 1998)
- Attempted 20 field goals 20 - Janiah McKay (9-20) at Missouri in Columbia, Mo. (Jan. 27, 2019)
- Attempted 25 field goals 28 - Brandy Montgomery (8-28) at Marquette in Milwaukee, Wis. (Dec. 13, 2015)
- Made 5 three-point field goals 5 - Brooke Moore vs. Alabama State in Auburn, Ala. (Dec. 29, 2018)
- Made 8 three-point field goals 8 - Tiffany Krantz vs. Troy State in Auburn, Ala. (Nov. 21, 1997)
- Attempted 10 three-point field goals 13 - Brooke Moore vs. Alabama State in Auburn, Ala. (Dec. 29, 2018)
- Attempted 15 three-point field goals 16 - Brandy Montgomery at Marquette in Milwaukee, Wis. (Dec. 13, 2015)
- Made 10 free throws 10 - Unique Thompson at Ole Miss in Oxford, Miss. (Jan. 31, 2019)
- Made 15 free throws Never
- Shot 100% at the free throw line (min. 10 attempts) 11-11 - Janiah McKay vs. Texas A&M in Auburn, Ala. (Jan. 7, 2018)

SEC PRESEASON POLL (Media Vote)**Order of Finish**

- Mississippi State
- South Carolina
- Tennessee
- Georgia
- Missouri
- Texas A&M
- Kentucky
- Auburn
- LSU
- Alabama
- Arkansas
- Florida
- Vanderbilt
- Ole Miss

Player of the Year

Teaira McCowan, Mississippi State

All-SEC Team

Caliya Robinson, Georgia
 Anriel Howard, Mississippi State
 Teaira McCowan, Mississippi State
 Sophie Cunningham, Missouri
 Alexis Jennings, South Carolina
 Renna Davis, Tennessee
 Chennedy Carter, Texas A&M

SEC PRESEASON POLL (Coaches' Vote)**Order of Finish**

- Mississippi State
- South Carolina
- Georgia
- Tennessee
- Missouri
- Texas A&M
- Kentucky
- Auburn
- LSU
- Alabama
- Arkansas
- Florida
- Vanderbilt
- Ole Miss

Player of the Year

Teaira McCowan, Mississippi State

All-SEC First Team

Caliya Robinson, Georgia
 Maci Morris, Kentucky
 Anriel Howard, Mississippi State
 Teaira McCowan, Mississippi State
 Sophie Cunningham, Missouri
 Tyasha Harris, South Carolina
 Renna Davis, Tennessee
 Chennedy Carter, Texas A&M

All-SEC Second Team

Malica Monk, Arkansas
 Janiah McKay, Auburn
 Unique Thompson, Auburn
 Taylor Murray, Kentucky
 Ayana Mitchell, LSU
 Shandricka Sessom, Ole Miss
 Amber Smith, Missouri
 Alexis Jennings, South Carolina
 Evina Westbrook, Tennessee

Had a double-double.....Unique Thompson (20 pts/12 reb) at Ole Miss in Oxford, Miss. (Jan. 31, 2019)
Had 2 consecutive double-doubles.....Unique Thompson: 19/14 at Iowa State; 16/13 vs. ULL (Nov. 13-25, 2018)
Had 3 consecutive double-doubles.....Unique Thompson: 19/19 at UNM; 19/14 at Iowa St., 16/13 vs. ULL (Nov. 11-25, 2018)
Had 4 consecutive double-doubles.....DeWanna Bonner: vs. SC, at OM, at UGA, vs. Vandy (Feb. 17-28, 2008)
Had 5 consecutive double-doubles.....Le'coe Willingham: vs. ALA, at ARK, vs. MSU, at UT, at UK (Jan. 22-Feb. 5, 2004)
Had a double-double at halftime.....Unique Thompson (10 pts/10 rebs) vs. Louisiana Tech in Auburn, Ala. (Nov. 19, 2017)
Two players had a double-double.....Unique Thompson (14 p/13 r) & Janiah McKay (16 p/10 a) vs. Grambling State (Nov. 6, 2018)
Recorded a double-double with points and assists.....Janiah McKay (16 pts/10 assists) vs. Grambling State (Nov. 6, 2018)
Scored 20 points & had 20 rebounds.....Lauretta Freeman (30 pts/21 rebs.) vs. Alabama, (Feb. 17, 1993)
Had a triple-double.....Whitney Boddie (24 pts./11 rebs./12 asst.) vs. Sam Houston State (Dec. 5, 2008)
Two players scored 20 points.....Janiah McKay (21) and Unique Thompson (21) vs. North Carolina in Myrtle Beach, S.C. (Dec. 20, 2018)
Two players scored 30 points.....Laticia Morris (33 points) & Tara Williams (30 points) vs. South Alabama (Jan. 14, 1997)
Had 2 straight 25-point games.....Janiah McKay: 27 at South Carolina, 26 vs. Arkansas (Jan. 11-14, 2018)
Had 3 straight 25-point games.....Janiah McKay: 25 pts vs. Texas A&M, 27 pts at South Carolina, 26 pts vs. Arkansas (Jan. 7-14, 2018)
Zero players scored in double figures.....at Georgia in Athens, Ga. (Jan. 28, 2016)
Only one player scored in double figures.....Daisa Alexander (22) at Georgia in Athens, Ga. (Jan. 21, 2018)
Five players scored in double figures.....Thompson (19), Primm (16), Alexander (13), Howard (11), McKay (10) vs. Tennessee (Jan. 3, 2019)
Six players scored in double figures.....McKay/Benton (16), Primm (15), Thompson (14), Alexander/Jones (13) vs. Grambling (Nov. 6, 2018)
Seven players scored in double figures.....Carrier (19 pts.), Bonner (18 pts.), Smalley (16 pts.), Boddie (13 pts.)
 R. Hobbs (13 pts.), Hilliard (13 pts.) & S. Hobbs (10 pts.) vs. Sam Houston State (Dec. 5, 2008)
Two players had 10 rebounds.....Unique Thompson (13) and Emari Jones (10) vs. Louisiana-Lafayette in Auburn, Ala. (Nov. 25, 2018)
Three players had 10 rebounds.....Jordan Greenleaf (12 rebs.), DeWanna Bonner (12 rebs.) & Whitney Boddie (10 rebs.)
 vs. Oakland (Nov. 21, 2007)
Played every minute.....Jordan Greenleaf (40 mins.) vs. Florida in Duluth, Ga. [SEC] (Mar. 4, 2010)
Played 40 or more minutes in OT game.....Unique Thompson (43 mins.) vs. Georgia in Auburn, Ala. (Feb. 3, 2019)
Attempted a slam dunk.....Hasina Muhammad vs. St. John's in Auburn, Ala. (Dec. 6, 2013)
Made a shot from half-court or beyond.....Brooke Moore (2nd quarter) vs. Alabama State in Auburn, Ala. (Dec. 29, 2018)

Last Time an Auburn Opponent...

Shot less than 30% in a game (SEC).....Florida - 25.5% (13-of-51) in Gainesville, Fla. (Feb. 28, 2016)
Shot less than 30% in a game (Non-conf).....Alabama State - 29.8% (14-of-47) in Auburn, Ala. (Dec. 29, 2018)
Shot 60% in a game.....Vanderbilt - 61.0% in Nashville, Tenn. (Jan. 17, 2019)
Scored 90 points.....Virginia Tech 92, Auburn 87 [OT] in Auburn, Ala. (Dec. 18, 2016)
Scored 100 points.....Georgia 102, Auburn 72 in Athens, Ga. (Mar. 3, 1984)
Scored 100 points at Auburn.....Tuskegee 105, Auburn 98 (2OT) (Feb. 12, 1979)
Scored 100 points and Lost.....Never
Had 25+ rebound margin.....Never
Had a 20+ rebound margin.....20 - Alabama (56-36) in Auburn, Ala. (Feb. 20, 2017)
Scored less than 10 points in a quarter.....9 - Georgia (4th quarter) in Auburn, Ala. (Feb. 3, 2019)
Scored less than 10 points in all four quarters.....Winthrop (9-8-8-8) in Auburn, Ala. (Dec. 16, 2015)
Scored 30 or more points in a quarter.....30 - South Carolina (1st quarter) in Columbia, S.C. (Jan. 11, 2018)
Scored less than 10 points in a half.....8 - Jacksonville (1st half) in Auburn, Ala. (Dec. 28, 2016)
Scored less than 20 points in a 1st half.....19 - Elon in Elon, N.C. (Dec. 22, 2018)
Scored less than 20 points in a 2nd half.....19 - Florida in Auburn, Ala. (Dec. 31, 2017)
Had 50 rebounds.....56 - Alabama in Auburn, Ala. (Feb. 20, 2017)
Had 25 assists.....25 - Florida International in Miami, Fla. (Dec. 19, 1993)
Had 25-29 turnovers.....28 - Georgia in Auburn, Ala. (Feb. 3, 2019)
Had 30-34 turnovers.....30 - XULA in Auburn, Ala. (Dec. 28, 2017)
Had 35+ turnovers.....35 - ULM in Auburn, Ala. (Nov. 27, 2017)
Had 15 steals.....15 - East Carolina in Auburn, Ala. (Dec. 5, 2015)
Had 10 blocks.....11 - at Baylor [NCAA] in Waco, Texas (March 20, 2016)
Failed to make a 3-point field goal.....LSU (0-6) in Baton Rouge, La. (Feb. 1, 2016)
Attempted 35 free throws.....35 - Florida in Gainesville, Fla. (Feb. 28, 2016)
Made 30 free throws.....30 - Arkansas (Jan. 22, 1995)
Made 10 three-point field goals.....11 - Kentucky (11-20) in Auburn, Ala. (Feb. 7, 2019)
Made 15 three-point field goals.....18 - Missouri in Columbia, Mo. (Jan. 6, 2013)
Scored 41-50 points in a game.....50 - Alabama State in Auburn, Ala. (Dec. 29, 2018)
Scored 31-40 points in a game.....40 - Georgetown in Nashville, Tenn. (Nov. 24, 2017)
Scored 30 points or less.....26 - Georgia in Athens, Ga. (Feb. 22, 2015)
Scored 25 points or less.....25 - Puerto Rico Mayaguez (Dec. 17, 2000)

Last Time an Opposing Player...

Scored 30+ points (non-conference).....30 - Nina Davis of Baylor [NCAA] in Waco, Texas (March 20, 2016)
Scored 30+ points (SEC).....30 - Sophie Cunningham of Missouri in Columbia, Mo. (Jan. 27, 2019)
Scored 35+ points.....38 - Lindsay Shearer of Kent State in Kent, Ohio (Nov. 20, 2005)
Attempted 25 field goals.....27 - Jantel Lavender (9-27) of Ohio State (Nov. 23, 2008)
Scored 20 points & had 20 rebounds.....Young of Baylor in the WNIT Championship Game, (20 pts./25 rebs.) (Apr. 4, 2003)
Two players scored 20 points.....Meme Jackson (27) and Renna Davis (23) of Tennessee in Auburn, Ala. (Jan. 3, 2019)
Three players scored 20 points.....by LSU in Baton Rouge, Chatman (22 pts), Johnson (21 pts) & Lowery (20 pts) (Jan. 12, 1991)
Five players scored in double figures.....Lorenzen (10), Needles (11), Lewis (10), Williams (11), Copeland (12) of Florida (Jan. 4, 2015)
Six players scored in double figures.....Williams (10), Lewis (13), Bonds (18), Peoples (10), Miller (12), Svetev (12) of Florida (Jan. 26, 2014)
Recorded a double-double.....Caliya Robinson (20 pts/12 reb) of Georgia in Auburn, Ala. (Feb. 3, 2019)
Recorded a double-double with points and assists.....Tyasha Harris (12 pts/11 ast) of South Carolina in Columbia, S.C. (Jan. 11, 2018)
Recorded a triple-double.....Ceira Ricketts (14 pts./13 rebs./12 asst.) of Arkansas (Jan. 18, 2009)
Two players recorded a double-double.....Wilson (19 pts/11 reb) & Harris (12 pts/11 ast) of South Carolina in Columbia, S.C. (Jan. 11, 2018)
Committed 10+ turnovers.....12 - Amber Dixon of Louisiana Tech in Auburn, Ala. (Nov. 19, 2017)
Had 15-19 rebounds.....15 - by N'dea Jones of Texas A&M in Auburn, Ala. (Jan. 24, 2019)
Had 20+ rebounds.....20 - Caitlyn Ramirez of Troy in Auburn, Ala. (Nov. 11, 2016)
Had 10 assists.....11 - Tyasha Harris of South Carolina in Columbia, S.C. (Jan. 11, 2018)
Had 15 assists.....16 - Cindy McMahan of Alabama-Huntsville (Nov. 24, 1980)
Had 5 blocks.....5 - Ashley Knight of Alabama in Tuscaloosa, Ala. (Feb. 18, 2018)
Had 10 blocks.....Never
Had 5 steals.....6 - Taylor Murray of Kentucky in Auburn, Ala. (Feb. 7, 2019)
Made 15 field goals.....15 - Charnique Holdclaw (15-21) of Tennessee (Feb. 1, 1998)
Made 10 3-point field goals.....11 - Morgan Eye (11-18) of Missouri in Columbia, Mo. (Jan. 6, 2013)

2018-19 Auburn Individual Highs...**First Half**

Points.....	16, Unique Thompson at Iowa State (11/13/18)
Field Goals Made.....	6, 4x; last, Unique Thompson at Vanderbilt (1/17/19)
Field Goal Attempts.....	10, 3x; last, Janiah McKay vs. Texas A&M (1/24/19)
3-Point Field Goals Made	3, 4x; last, Robyn Benton at Elon (12/22/18)
3-Point Field Goal Attempts	8, Emari Jones vs. Coastal Carolina (12/18/18)
Free Throws Made	6, Janiah McKay at New Mexico (11/11/18)
Free Throws Attempted	8, Janiah McKay at New Mexico (11/11/18)
Rebounds	11, 2x; last, Unique Thompson vs. Oklahoma (12/2/18)
Assists	5, 2x; last, Janiah McKay vs. Nicholls State (11/9/18)
Blocked Shots.....	2, 3x; last, Unique Thompson vs. Alabama State (12/29/18)
Steals	4, Crystal Primm vs. Mississippi State (1/14/19)

Second Half

Points.....	17, Brooke Moore vs. Alabama State (12/29/18)
Field Goals Made.....	6, 3x; last, Daisa Alexander at Florida (1/6/19)
Field Goal Attempts.....	11, 2x; last, Janiah McKay at Missouri (1/27/19)
3-Point Field Goals Made	3, 4x; last, Brooke Moore vs. Mississippi State (1/14/19)
3-Point Field Goal Attempts	8, Brooke Moore vs. Alabama State (12/29/18)
Free Throws Made	9, Janiah McKay at St. Joseph's (12/6/18)
Free Throws Attempted	10, 2x; last, Crystal Primm vs. Coastal Carolina (12/18/18)
Rebounds	11, Unique Thompson vs. UL-Lafayette (11/25/18)
Assists	5, Janiah McKay vs. Grambling (11/6/18)
Blocked Shots.....	2, 5x; last, Howard/Jackson vs. Alabama State (12/29/18)
Steals	5, Crystal Primm vs. Nicholls State (11/9/18)

Game

Points.....	23, 2x; last, Janiah McKay at Missouri (1/27/19)
Field Goals Made.....	10, Unique Thompson vs. North Carolina (12/20/18)
Field Goal Attempts.....	20, Janiah McKay at Missouri (1/27/19)
3-Point Field Goals Made	5, 2x; last, Brooke Moore vs. Alabama State (12/29/18)
3-Point Field Goal Attempts	13, Brooke Moore vs. Alabama State (12/29/18)
Free Throws Made	10, 2x; last, Unique Thompson at Ole Miss (1/31/19)
Free Throws Attempted	13, Janiah McKay vs. North Carolina (12/20/18)
Rebounds	19, Unique Thompson at New Mexico (11/11/18)
Assists	10, Janiah McKay vs. Grambling (11/6/18)
Blocked Shots.....	3, 2x; last, Unique Thompson vs. Alabama State (12/29/18)
Steals	7, Crystal Primm vs. Mississippi State (1/14/19)

2018-19 Auburn Team Highs...**First Half**

Points.....	51 at Elon (12/22/18)
Field Goals Made.....	19 at Elon (12/22/18)
Field Goal Attempts.....	41 vs. North Carolina (12/20/18)
3-Point Field Goals Made	7 at Elon (12/22/18)
3-Point Field Goal Attempts	17 vs. CCU (12/18/18) & vs. Alabama State (12/29/18)
Free Throws Made	15 at New Mexico (11/11/18)
Free Throws Attempted	20 at New Mexico (11/11/18)
Rebounds	29 at New Mexico (11/11/18)
Assists	12, 2x; last at XULA (11/28/18)
Blocked Shots.....	3, 3x; last vs. Alabama State (12/29/18)
Steals	9 vs. North Carolina (12/20/18) & vs. Alabama State (12/29/18)

Second Half

Points.....	53 vs. Grambling (11/6/18)
Field Goals Made.....	22 vs. Grambling (11/6/18)
Field Goal Attempts.....	41 vs. Nicholls State (11/9/18)
3-Point Field Goals Made	7 vs. Oklahoma (12/2/18) & at Elon (12/22/18)
3-Point Field Goal Attempts	18 vs. Alabama State (12/29/18)
Free Throws Made	16 vs. CCU (12/18/18) & vs. Alabama State (12/29/18)
Free Throws Attempted	22 vs. Coastal Carolina (12/18/18) & vs. Kentucky (2/7/19)
Rebounds	25 vs. Grambling (11/6/18)
Assists	16 vs. Grambling (11/6/18)
Blocked Shots.....	6 vs. Alabama State (12/29/18)
Steals	14 vs. Georgia (2/3/19)

Game

Points.....	97 vs. Grambling (11/6/18)
Field Goals Made.....	38 vs. Grambling (11/6/18) & at Elon (12/22/18)
Field Goal Attempts.....	85 vs. North Carolina (12/20/18)
3-Point Field Goals Made	14 at Elon (12/22/18)
3-Point Field Goal Attempts	35 vs. Alabama State (12/29/18)
Free Throws Made	29 vs. Alabama State (12/29/18)
Free Throws Attempted	36 vs. Alabama State (12/29/18)
Rebounds	53 vs. Grambling (11/6/18)
Assists	24 vs. Grambling (11/6/18)
Blocked Shots.....	9 vs. Alabama State (12/29/18)
Steals	21 vs. Georgia (2/3/19)
Turnovers Forced.....	29 vs. Samford (12/16/18)

Specialty Statistics (Auburn-Opponent)

Opponent	Points in the Paint	Points off Turnovers	2nd-Chance Points	Fast-Break Points	Bench Points
Grambling	44-22	28-19	28-9	15-12	26-15
Nicholls State	36-22	29-11	11-2	12-6	17-10
at New Mexico	40-24	16-12	18-11	11-26	12-20
at Iowa State	20-26	19-19	7-14	2-2	5-7
Louisiana-Lafayette	32-24	27-17	7-12	12-4	22-18
at Xavier (La.)	32-20	27-16	16-11	8-2	20-32
Oklahoma	40-30	25-10	11-11	16-6	26-17
at St. Joseph's	36-26	20-4	5-7	14-7	14-22
Samford	26-22	30-3	12-3	6-4	15-24
vs. Coastal Carolina	32-34	30-14	20-20	6-2	19-29
vs. North Carolina	42-26	38-16	24-13	2-6	13-25
at Elon	40-16	27-7	18-7	12-0	41-17
Alabama State	22-18	34-5	18-14	8-6	49-22
Tennessee	34-32	20-13	19-14	2-12	0-3
at Florida	30-14	31-12	5-7	6-4	6-21
at Alabama	42-26	28-18	6-11	8-2	12-3
Mississippi State	20-44	20-15	11-18	13-12	19-27
at Vanderbilt	38-26	24-17	19-7	4-2	13-4
Texas A&M	34-28	26-13	9-13	6-2	14-0
at Missouri	26-16	20-1	10-6	0-0	13-7
at Ole Miss	28-20	15-7	14-15	4-0	9-9
Georgia	28-24	22-11	19-11	2-11	4-17
Kentucky	36-20	22-14	6-7	8-12	17-20
TOTALS	762-560	560-260	313-243	177-140	386-369
Averages	33.1-24.3	24.3-11.3	13.6-10.6	7.7-6.1	16.8-16.0

Lead-Deficit Comparison

Opponent	Largest Lead	Largest Deficit	Lead Changes	Ties	Result
Grambling	49 (4th, 0:09)	4 (1st, 8:38)	1	0	W, 97-48
Nicholls State	29 (4th, 6:21)	--	0	0	W, 80-59
at New Mexico	8 (2nd, 8:50)	4 (2nd, 1:14)	15	16	W, 79-76
at Iowa State	15 (2nd, 2:26)	10 (4th, 2:21)	1	2	L, 64-67
Louisiana-Lafayette	16 (4th, 6:20)	--	0	0	W, 71-59
at Xavier (La.)	20 (4th, 5:26)	2 (1st, 9:34)	1	2	W, 77-58
Oklahoma	22 (3rd, 8:09)	8 (1st, 1:21)	3	1	W, 95-79
at St. Joseph's	16 (1st, 0:30)	2, (1st, 8:19)	4	1	W, 81-70
Samford	34 (4th, 9:50)	--	0	0	W, 73-46
vs. Coastal Carolina	8 (4th, 2:32)	7 (2nd, 5:34)	17	7	W, 84-78
vs. North Carolina	11 (3rd, 5:37)	5 (2nd, 9:42)	7	6	W, 86-81 (OT)
at Elon	54 (4th, 0:20)	--	0	0	W, 96-44
Alabama State	37 (4th, 1:14)	--	0	0	W, 83-50
Tennessee	3 (1st, 9:14)	9, (4th, 0:09)	9	8	L, 69-78
at Florida	11 (4th, 0:11)	8 (3rd, 7:32)	10	5	W, 64-56
at Alabama	15 (2nd, 2:35)	2 (1st, 5:34)	2	2	W, 66-56
Mississippi State	--	27 (4th, 5:49)	0	2	L, 59-85
at Vanderbilt	2 (4th, 0:09)	20 (3rd, 7:56)	3	3	W, 72-70
Texas A&M	8 (2nd, 1:51)	11 (4th, 5:58)	6	4	L, 67-69
at Missouri	--	29 (3rd, 4:39)	0	0	L, 65-74
at Ole Miss	22 (4th, 4:39)	1 (2nd, 9:11)	1	4	W, 64-51
Georgia	2 (2nd, 9:13)	13 (4th, 9:43)	11	10	W, 59-58 (OT)
Kentucky	2 (1st, 9:36)	16 (2nd, 5:21)	3	0	L, 68-78

Comparison Statistics (Auburn/Opponent)

Opponent	1st	2nd	Score	Mar	Total FG	FG Pct	3-Pointers	3FG Pct	Free Throws	FT Pct	Reb.	Mar	Assist	TO	Blk	Stl	Fouls
Grambling	44/20	53/28	97-48	+49	38-71/15-58	.535/.259	9-28/3-15	.321/.200	12-17/15-20	.706/.750	53/26	+27	24/9	18/20	6/0	11/10	18/20
Nicholls State	37/26	43/33	80-59	+21	32-71/20-53	.451/.377	4-18/9-24	.222/.375	12-13/10-11	.923/.909	42/28	+14	19/16	16/24	5/0	18/7	17/14
New Mexico	36/33	33/33	79-76	+3	28-68/24-63	.412/.381	4-17/12-37	.235/.324	19-25/16-24	.760/.667	45/39	+6	11/18	17/17	2/2	10/11	18/18
Iowa State	38/29	26/38	64-67	(3)	23-56/23-62	.411/.371	8-24/9-32	.333/.281	10-17/12-24	.588/.500	36/42	(6)	10/13	16/15	3/3	6/8	22/13
UL-Lafayette	34/26	37/33	71-59	+12	27-61/20-60	.443/.333	6-14/5-17	.429/.294	11-17/14-16	.647/.875	38/37	+1	19/6	22/26	5/2	15/12	20/19
Xavier (La.)	39/30	38/28	77-58	+19	29-66/20-49	.439/.408	10-24/8-33	.417/.364	9-17/10-10	.529/1.000	34/33	+1	22/13	14/25	5/0	14/9	16/16
Oklahoma	44/30	51/49	95-79	+16	36-74/28-61	.486/.459	13-29/10-23	.448/.435	10-13/13-26	.769/.500	39/39	-	15/14	12/21	1/2	12/10	18/17
St. Joseph's	42/30	39/40	81-70	+11	29-54/27-61	.537/.443	5-12/13-32	.417/.406	18-23/3-6	.783/.500	30/30	-	13/21	10/14	0/1	9/4	9/14
Samford	36/17	37/29	73-46	+27	25-64/19-51	.391/.373	6-16/7-21	.375/.333	17-20/1-2	.850/.500	34/36	(2)	10/16	12/29	3/2	15/7	8/20
Coastal Carolina	38/39	46/39	84-78	+6	28-67/27-59	.418/.458	7-27/5-25	.259/.200	21-27/19-26	.778/.731	36/41	(5)	11/10	15/23	0/1	8/7	23/23
North Carolina	34/29	40/35	86-81OT	+5	34-85/32-62	.400/.516	5-22/9-26	.227/.346	13-18/8-9	.722/.889	46/40	+6	8/20	15/27	3/4	20/7	17/20
Elon	51/19	45/25	96-44	+52	38-60/15-49	.633/.306	14-26/4-15	.538/.267	6-7/10-16	.857/.625	37/21	+16	18/9	12/20	3/0	10/7	20/9
Alabama State	37/20	46/30	83-50	+34	22-70/14-47	.314/.298	10-35/5-14	.286/.357	29-36/17-20	.806/.850	42/38	+4	12/9	6/24	9/1	17/2	18/28
Tennessee	35/35	34/43	69-78	(9)	24-70/27-50	.343/.540	6-22/7-15	.273/.467	15-20/17-23	.750/.739	29/43	(14)	10/18	11/23	2/4	9/9	18/18
Florida	25/31	39/25	64-56	+8	24-54/18-52	.444/.346	6-18/11-31	.333/.355	10-14/9-12	.714/.750	34/32	+2	9/12	15/20	1/1	11/7	19/13
Alabama	36/23	30/33	66-56	+10	29-52/22-55	.558/.400	4-14/8-23	.286/.348	4-8/4-7	.500/.571	27/33	(6)	16/14	17/25	2/2	16/9	15/13
Mississippi State	28/38	31/47	59-85	(26)	23-59/29-55	.390/.527	5-20/4-12	.250/.333	8-10/23-30	.444/.767	24/43	(19)	8/16	16/20	2/5	15/8	25/17
Vanderbilt	29/42	43/28	72-70	+2	30-67/25-41	.448/.610	5-18/9-13	.278/.692	7-11/11-15	.636/.733	27/30	(3)	10/19	10/21	1/2	12/4	18/14
Texas A&M	30/22	37/47	67-69	(2)	25-62/23-48	.403/.479	8-20/6-16	.400/.375	9-11/17-28	.818/.607	30/39	(9)	9/10	12/21	0/3	11/5	20/14
Missouri	23/43	42/31	65-74	(9)	26-62/22-45	.419/.489	6-12/12-26	.500/.462	7-16/18-23	.438/.783	28/38	(10)	7/19	6/17	1/5	8/4	20/17
Ole Miss	27/24	37/27	64-51	+13	21-60/18-51	.350/.353	4-20/7-24	.200/.292	18-24/8-11	.750/.727	40/38	+2	16/11	9/20	2/1	14/6	19/16
Georgia	19/22	30/27	59-58OT	+1	20-66/23-50	.303/.460	1-10/8-22	.100/.364	18-25/4-8	.720/.500	38/37	+1	4/17	17/28	1/7	21/7	11/18
Kentucky	28/42	40/36	68-78	(10)	22-52/26-54	.423/.519	2-11/11-20	.182/.550	22-29/11-13	.759/.846	29/27	+2	11/15	15/17	1/2	14/11	16/19

Scoring Breakdown

(Percentage of total points in parentheses)

Opponent	Front Court	Back Court	Sr.	Jr.	So.	Fr.	Starters	Bench
Grambling	40 (41.2)	57 (58.7)	29	28	18	22	71 (73.2)	26 (26.8)
Nicholls State	22 (27.5)	58 (72.5)	29	28	12	11	63 (78.8)	17 (21.2)
at New Mexico	39 (49.3)	40 (50.7)	24	24	21	10	67 (84.8)	12 (15.2)
at Iowa State	28 (43.8)	36 (56.2)	29	11	21	3	59 (92.2)	5 (7.8)
Louisiana-Lafayette	32 (45.1)	39 (54.9)	21	12	21	17	49 (69.0)	22 (31.0)
at Xavier (La.)	31 (40.3)	46 (59.7)	25	17	21	14	57 (74.0)	20 (26.0)
Oklahoma	34 (35.8)	61 (64.2)	22	33	18	24	69 (72.6)	26 (27.4)
at St. Joseph's	30 (37.0)	51 (63.0)	25	30	12	14	67 (82.7)	14 (17.3)
Samford	19 (26.0)	54 (74.0+)	28	25	5	15	58 (79.5)	15 (20.5)
vs. Coastal Carolina	34 (40.5)	50 (59.5)	37	17	16	14	65 (77.4)	19 (22.6)
vs. North Carolina	42 (48.8)	44 (51.2)	30	24	21	11	73 (84.9)	13 (15.1)
at Elon	43 (44.8)	53 (55.2)	18	23	20	35	55 (57.3)	41 (42.7)
Alabama State	33 (39.8)	50 (60.2)	7	21	11	44	34 (41.0)	49 (59.0)
Tennessee	46 (66.7)	13 (33.3)	10	29	19	11	69 (100.0)	0 (0.0)
at Florida	20 (31.3)	44 (60.7)	16	31	8	9	58 (90.6)	6 (9.4)
at Alabama	33 (50.0)	33 (50.0)	14	32	15	5	54 (81.8)	12 (10.2)
Mississippi State	2 (3.4)	57 (96.6)	6	32	2	19	40 (67.8)	19 (32.2)
at Vanderbilt	23 (31.9)	49 (60.1)	24	22	16	8	59 (81.9)	13 (18.1)
Texas A&M	18 (26.9)	49 (73.1)	23	22	8	14	53 (79.1)	14 (20.9)
at Missouri	21 (32.3)	44 (67.7)	23	23	6	13	52 (80.0)	13 (20.0)
at Ole Miss	32 (50.0)	32 (50.0)	6	21	20	17	55 (85.9)	9 (14.1)
Georgia	34 (57.6)	25 (42.4)	22	16	14	7	55 (93.2)	4 (6.8)
Kentucky	35 (51.4)	33 (48.6)	18	13	20	17	51 (75.0)	17 (25.0)

Game-by-Game Leaders

	Points	Rebounds	Assists	Steals	Blocked Shots
Grambling	16-McKay/Benton	13-Unique Thompson	10-Janiah McKay	3-McKay/Benton	2-McKay/Thompson
Nicholls State	20-Daisa Alexander	10-Unique Thompson	7-Janiah McKay	5-Crystal Primm	2-Unique Thompson
at New Mexico	19-Thompson/McKay	19-Unique Thompson	6-Janiah McKay	3-Alexander/McKay	1-Thompson/Howard
at Iowa State	19-Unique Thompson	14-Unique Thompson	3-McKay/Jones	2-Daisa Alexander	2-Unique Thompson
UL-Lafayette	16-Unique Thompson	13-Unique Thompson	8-Daisa Alexander	4-Unique Thompson	3-Abigail Jackson
at Xavier (La.)	16-Emari Jones	8-Unique Thompson	7-Janiah McKay	3-Thompson/Alexander	2-Abigail Jackson
Oklahoma	19-Daisa Alexander	17-Unique Thompson	5-Daisa Alexander	3-Crystal Primm	1-Crystal Primm
at St. Joseph's	21-Janiah McKay	6-Unique Thompson	4-McKay/Alexander	4-Janiah McKay	(none)
Samford	20-Janiah McKay	6-Unique Thompson	4-Janiah McKay	4-Janiah McKay	1-(three players)
vs. Coastal Carolina	21-Janiah McKay	7-Unique Thompson	4-Janiah McKay	3-Emari Jones	(none)
vs. North Carolina	21-McKay/Thompson	18-Unique Thompson	4-Janiah McKay	4-(three players)	1-(three players)
at Elon	17-Crystal Primm	7-Primm/Howard	4-Janiah McKay	3-Daisa Alexander	2-Erin Howard
Alabama State	23-Brooke Moore	8-Unique Thompson	3-Janiah McKay	3-(three players)	3-Unique Thompson
Tennessee	19-Unique Thompson	12-Unique Thompson	3-Daisa Alexander	3-Daisa Alexander	1-Thompson/Jackson
at Florida	22-Daisa Alexander	9-Unique Thompson	6-Janiah McKay	5-Daisa Alexander	1-Erin Howard
at Alabama	22-Daisa Alexander	9-Unique Thompson	5-Erin Howard	4-Daisa Alexander	1-Howard/Jackson
Mississippi State	18-Daisa Alexander	5-Daisa Alexander	3-McKay/Sanders	7-Crystal Primm	1-Moore/Sanders
at Vanderbilt	19-Janiah McKay	13-Unique Thompson	6-Janiah McKay	4-Primm/McKay	1-Unique Thompson
Texas A&M	17-Janiah McKay	10-Unique Thompson	3-Janiah McKay	4-Crystal Primm	(none)
at Missouri	23-Janiah McKay	7-Unique Thompson	2-Alexander/Thompson	2-Primm/Moore	1-Crystal Primm
at Ole Miss	20-Unique Thompson	12-Unique Thompson	6-Janiah McKay	4-Daisa Alexander	1-Thompson/White
Georgia	18-Janiah McKay	9-Thompson/Primm	2-Erica Sanders	5-Janiah McKay	1-Unique Thompson
Kentucky	20-Unique Thompson	6-Unique Thompson	5-Crystal Primm	6-Crystal Primm	1-Daisa Alexander

2018-19 Starting Lineups

	Point Guard (1)	Wing (2)	Wing (3)	Wing (4)	Post (5)
Grambling	Janiah McKay	Daisa Alexander	Crystal Primm	Emari Jones	Unique Thompson
Nicholls State	Janiah McKay	Daisa Alexander	Crystal Primm	Emari Jones	Unique Thompson
at New Mexico	Janiah McKay	Daisa Alexander	Crystal Primm	Emari Jones	Unique Thompson
at Iowa State	Janiah McKay	Daisa Alexander	Crystal Primm	Emari Jones	Unique Thompson
Louisiana-Lafayette	Janiah McKay	Daisa Alexander	Crystal Primm	Emari Jones	Unique Thompson
at Xavier (La.)	Janiah McKay	Daisa Alexander	Crystal Primm	Emari Jones	Unique Thompson
Oklahoma	Janiah McKay	Daisa Alexander	Crystal Primm	Emari Jones	Unique Thompson
at St. Joseph's	Janiah McKay	Daisa Alexander	Crystal Primm	Emari Jones	Unique Thompson
Samford	Janiah McKay	Daisa Alexander	Crystal Primm	Emari Jones	Unique Thompson
vs. Coastal Carolina	Janiah McKay	Daisa Alexander	Crystal Primm	Emari Jones	Unique Thompson
vs. North Carolina	Janiah McKay	Daisa Alexander	Crystal Primm	Emari Jones	Unique Thompson
at Elon	Janiah McKay	Daisa Alexander	Crystal Primm	Emari Jones	Unique Thompson
Alabama State	Janiah McKay	Daisa Alexander	Crystal Primm	Emari Jones	Unique Thompson
Tennessee	Janiah McKay	Daisa Alexander	Crystal Primm	Erin Howard	Unique Thompson
at Florida	Janiah McKay	Daisa Alexander	Crystal Primm	Erin Howard	Unique Thompson
at Alabama	Janiah McKay	Daisa Alexander	Crystal Primm	Erin Howard	Unique Thompson
Mississippi State	Janiah McKay	Daisa Alexander	Crystal Primm	Erin Howard	Unique Thompson
at Vanderbilt	Janiah McKay	Daisa Alexander	Crystal Primm	Erin Howard	Unique Thompson
Texas A&M	Janiah McKay	Daisa Alexander	Erica Sanders	Crystal Primm	Unique Thompson
at Missouri	Janiah McKay	Daisa Alexander	Erica Sanders	Crystal Primm	Unique Thompson
at Ole Miss	Janiah McKay	Daisa Alexander	Crystal Primm	Erin Howard	Unique Thompson
Georgia	Janiah McKay	Daisa Alexander	Crystal Primm	Erin Howard	Unique Thompson
Kentucky	Janiah McKay	Daisa Alexander	Crystal Primm	Erin Howard	Unique Thompson

Record by Starting Lineup

McKay, Alexander, Primm, Jones, Thompson12-1 (.923)
McKay, Alexander, Primm, Howard, Thompson5-3 (.625)
McKay, Alexander, Sanders, Primm, Thompson0-2 (.000)



Terri

WILLIAMS-FLOURNOY

Head Coach

Seventh Season at Auburn • 15th as a Head Coach • 27th Season in coaching

Hampton, Va. • Penn State, 1991

- Has taken her teams to postseason appearances in eight of the last 10 years, including five NCAA Tournament appearances
- Led Auburn to 19 or more wins in three of her first five years
- Has had six players selected to All-SEC teams
- Auburn has forced an average of 20.0+ turnovers per game under Coach Flo
- Led Auburn to the postseason in four of her first five seasons, advancing to WNIT Quarterfinals in 2013 and Third Round in 2014, along with NCAA Tournament in 2016 and 2017
- Won her 100th game at Auburn on Feb. 8, 2018, defeating LSU 70-62
- Picked up her 200th career head coaching victory Dec. 5, 2015 at home vs. East Carolina
- Won 250th career game at Xavier (La.) on Nov. 28, 2018
- Recorded her 400th career win as a collegiate coach in Auburn's 68-58 win over Hofstra on Dec. 9, 2012
- Won her 500th game as a collegiate coach with victory over Louisiana-Lafayette on Nov. 25, 2018
- Picked up first SEC win in 50-47 win over #23 Arkansas in 2013
- Earned second win over ranked opponent at Auburn and snapped 21-game skid to #16 Vanderbilt with 68-62 win in Nashville on Feb. 13, 2014
- Picked up first top-10 win with a 66-61 victory over #7 Kentucky on Jan. 3, 2016
- Has 262 wins as a head coach and 251 as an assistant for a .620 winning percentage over 27 years as a collegiate coach
- Has been part of six conference championships and 20 post-season appearances as an assistant and head coach
- 2010 Black Coaches Association Coach of the Year
- Served as an assistant coach for Team USA that won a gold medal at the 2011 World University Games in Shenzhen, China
- Coached teams to 14 NCAA Tournament appearances, nine as an assistant and five as a head coach
- Has coached 24 players that have gone on to the professional ranks, including seven in the WNBA
- As an assistant, helped coach Georgia to an NCAA Final Four appearance and two NCAA Elite Eight appearances
- Coached three Georgetown players to three all-conference honors and one All-America award
- Has a 601-352 record in 31 seasons as a head coach, assistant coach and player
- Helped coach Georgetown to a Big East title in 1992
- As an assistant coach at Southwest Missouri State, helped the team to two straight NCAA Tournaments and two consecutive Missouri Valley Conference Tournament titles

All-time record as player and coach:	601-352 (.631)	31 seasons
Record as collegiate player:	88-36 (.709)	4 seasons
Record as collegiate coach:	513-316 (.619)	27 seasons
Record as collegiate assistant coach:	251-117 (.683)	12 seasons
Record as collegiate head coach:	262-201 (.566)	15 seasons
Record as Auburn head coach:	119-97 (.551)	7 seasons

Williams-Flournoy Year-by-Year

Penn State, Player (1987-91)

Year	Record	Conf.	Other Information
1987-88	20-13	11-7	NCAA Second Round
1988-89	14-14	12-6	
1989-90	25-7	15-3	NCAA Second Round
1990-91	29-2	17-1	NCAA Second Round

Georgetown, Assistant Coach (1992-96)

Year	Record	Conf.	Other Information
1992-93	23-7	15-3	Big East Champions NCAA Sweet 16
1993-94	12-15	6-12	
1994-95	11-17	6-12	
1995-96	12-15	7-11	

Georgia, Assistant Coach (1996-2002)

Year	Record	Conf.	Other Information
1996-97	25-6	11-1	SEC Champions NCAA Elite Eight
1997-98	17-11	8-6	NCAA First Round
1998-99	27-7	9-5	NCAA Final Four
1999-2000	32-4	13-1	SEC Champions NCAA Elite Eight
2000-01	27-6	11-3	SEC Tournament Champions NCAA Second Round
2001-02	19-11	6-8	NCAA First Round

Southwest Missouri State, Assistant Coach (2002-04)

Year	Record	Conf.	Other Information
2002-03	18-13	11-7	MVC Tournament Champions NCAA First Round
2003-04	28-4	16-2	Missouri Valley Champions MVC Tournament Champions NCAA First Round

Georgetown, Head Coach (2004-12)

Year	Record	Conf.	Other Information
2004-05	12-16	7-9	
2005-06	10-17	3-13	
2006-07	13-16	3-13	
2007-08	15-14	5-11	
2008-09	20-14	7-9	WNIT Quarterfinals
2009-10	26-7	13-3	NCAA Second Round
2010-11	24-11	9-7	NCAA Sweet 16
2011-12	23-9	11-5	NCAA Second Round

Auburn, Head Coach (2012-present)

Year	Record	Conf.	Other Information
2012-13	19-15	5-11	WNIT Quarterfinals
2013-14	19-15	7-9	WNIT Third Round
2014-15	13-18	3-13	
2015-16	20-13	8-8	NCAA Second Round
2016-17	17-15	7-9	NCAA First Round
2017-18	14-15	5-11	
2018-19	17-6	5-5	



Daisa ALEXANDER

#0

Junior • Guard • 5-8

Decatur, Ga.

****2018 SEC All-Defensive Team****

Southwest DeKalb HS

- Hit game-winning jumper + free throw with 17 seconds left in 79-76 win at New Mexico (11/11)
- Led Tigers with 20 points on 7-12 shooting (4-5 FT) vs. Nicholls State (11/9)
- Scored 13 points and had a career-high 8 rebounds in season-opening win over Grambling (11/6)
- Led SEC in steals (2.8/game) as sophomore; named to 2018 SEC All-Defensive Team
- Averaged 14.2 points as sophomore, 2nd-best on team
- Double-digit scoring in 25 of 29 games in 2017-18
- Scored career-high 25 points on 9-14 shooting at Indiana while playing just 20 minutes off the bench (12/3); 12 points in 4th quarter

SEASON HIGHS

Points	22	2x; last at Alabama	11/10/19
Rebounds	8	vs. Grambling	11/6/18
Assists	8	vs. UL-Lafayette	11/25/18
Blocks	1	vs. Kentucky	2/7/19
Steals	5	at Florida	1/6/19
Field Goals	9	at Alabama	1/10/19
Field Goal Attempts	17	vs. Tennessee	1/3/19
3-Point Field Goals	3	5x; last at Alabama	1/10/19
3-Point FG Attempts	8	vs. Tennessee	1/3/19
Free Throws	4	vs. Nicholls State	11/9/18
Free Throw Attempts	6	vs. Mississippi State	1/14/19

Opponent	Start	Min.	FG-A	3PT-A	FT-A	O-D-T	PF	Ast.	TO	Blk.	St.	Pts.
GRAMBLING STATE	*	35	6-14	1-6	0-0	2-6-8	1	3	3	0	0	13
NICHOLLS STATE	*	31	7-12	2-5	4-5	3-2-5	0	1	1	0	2	20
at New Mexico	*	28	6-16	0-4	2-4	1-3-4	4	0	2	0	3	14
at Iowa State	*	22	2-5	0-3	0-0	0-2-2	4	1	2	0	2	4
LOUISIANA-LAFAYETTE	*	31	1-8	1-1	0-0	0-1-1	3	8	6	0	3	3
at Xavier (La.)	*	22	5-9	3-3	0-0	3-3-6	2	5	1	0	3	13
OKLAHOMA	*	30	7-15	3-7	2-2	0-5-5	1	5	3	0	2	19
at St. Joseph's	*	34	5-10	3-5	3-4	0-2-2	1	2	1	0	1	16
SAMFORD	*	31	6-13	1-5	3-3	2-3-5	0	2	1	0	3	16
vs. Coastal Carolina	*	11	1-4	1-2	0-0	0-0-0	0	2	2	0	0	3
vs. North Carolina	*	31	3-12	0-2	0-0	1-4-5	2	1	4	0	4	6
at Elon	*	24	2-5	1-3	1-2	0-1-1	1	0	1	0	3	6
ALABAMA STATE	*	19	3-9	2-5	1-3	0-1-1	0	0	0	1	2	9
TENNESSEE	*	33	4-17	2-8	3-4	0-2-2	4	3	3	0	3	13
at Florida	*	35	8-15	3-7	3-5	0-2-2	2	0	2	0	5	22
at Alabama	*	30	9-13	3-6	1-1	0-3-3	2	2	1	0	4	22
MISSISSIPPI STATE	*	25	7-13	1-5	3-6	2-3-5	4	1	5	0	3	18
at Vanderbilt	*	30	5-15	2-6	2-2	2-1-3	1	0	1	0	2	14
TEXAS A&M	*	25	4-12	3-7	1-2	1-2-3	4	0	2	0	0	12
at Missouri	*	28	4-12	3-4	0-0	0-3-3	5	2	2	0	0	11
at Ole Miss	*	27	4-11	2-6	0-0	1-2-3	3	1	0	0	4	10
GEORGIA	*	33	1-11	0-3	1-2	0-2-2	2	1	2	0	4	3
KENTUCKY	*	13	0-2	0-1	2-2	1-1-2	2	0	1	1	0	2
at Arkansas												
at Tennessee												
ALABAMA												
MISSOURI												
SOUTH CAROLINA												
at LSU												

CAREER HIGHS

Points	25	at Indiana	12/3/17
Rebounds	8	vs. Grambling	11/6/18
Assists	8	vs. UL-Lafayette	11/25/18
Blocks	2	at Kentucky	2/1/18
Steals	7	at LSU	1/18/18
Field Goals	9	4x; last at Alabama	1/10/19
Field Goal Attempts	23	at Tennessee	1/4/18
3-Point Field Goals	3	9x; last at Alabama	1/10/19
3-Point FG Attempts	9	2x; last at Tennessee	1/4/18
Free Throws	6	vs. Xavier (La.)	12/28/17
Free Throw Attempts	8	vs. Xavier (La.)	12/28/17

ALEXANDER'S CAREER STATISTICS

Season	gp-gs	min/avg	Total		3-Point		F-Throws		Rebounds				Scoring							
			fg-fga	pct	fg-fga	pct	ft-fta	pct	off	def	tot	avg	pf	fo	ast	to	blk	stl	pts	avg
2016-17	20-0	113/5.7	9-37	.243	1-10	.100	7-10	.700	9	8	17	0.9	18	0	1	10	0	9	26	1.3
2017-18	29-11	746/25.7	157-403	.390	41-122	.336	57-77	.740	17	59	76	2.6	73	0	39	79	3	80	412	14.2
2018-19	22-22	608/27.6	100-251	.398	37-104	.356	30-45	.667	18	53	71	3.2	46	1	40	45	1	53	267	12.1
TOTAL	71-33	1467/20.7	266-691	.385	79-236	.335	94-132	.712	44	120	164	2.3	137	1	80	134	4	142	705	9.9



Robyn BENTON

#1

Freshman • Guard • 5-9

Conyers, Ga.

Greater Atlanta Christian HS

• SEC Freshman of the Week (1/22)

- Made game-winning shot + free throw with 8.6 seconds left to finish off 20-point comeback win at Vanderbilt (1/17)
- Hit 5-of-5 3-point attempts and scored 15 points in win at Elon (12/22)
- Scored 14 points and was 4-5 on 3-pointers in win over Oklahoma (12/2)
- Shared team lead with 16 points and hit three 3-pointers in collegiate debut vs. Grambling (11/6)
- Five-star prospect, rated No. 17 overall nationally, No. 6 guard by ESPN HoopGurlz
- Atlanta Journal-Constitution first-team all-state as a junior; GHSA Class AAA Player of the Year as a junior
- Sister of former Tennessee football player Inky Johnson

SEASON/CAREER HIGHS

Points	16	vs. Grambling	11/6/18
Rebounds	5	at XULA	11/28/18
Assists	3	2x; last at XULA	11/28/18
Blocks	1	2x; last vs. Nicholls State	11/9/18
Steals	3	vs. Grambling	11/6/18
Field Goals	6	vs. Grambling	11/6/18
Field Goal Attempts	12	vs. Grambling	11/6/18
3-Point Field Goals	5	at Elon	12/22/18
3-Point FG Attempts	8	vs. Grambling	11/6/18
Free Throws	3	4x; last at Ole Miss	1/31/19
Free Throw Attempts	4	3x; last at Ole Miss	1/31/19

Opponent	Start	Min.	FG-A	3PT-A	FT-A	O-D-T	PF	Ast.	TO	Blk.	St.	Pts.
GRAMBLING STATE		24	6-12	3-8	1-2	0-1-1	0	3	1	1	3	16
NICHOLLS STATE		18	4-8	1-3	0-0	0-1-1	3	0	1	1	0	9
at New Mexico		18	1-4	0-1	0-0	0-1-1	2	1	1	0	1	2
at Iowa State		19	1-6	1-5	0-0	0-0-0	1	0	2	0	1	3
LOUISIANA-LAFAYETTE		24	5-7	2-3	3-4	1-1-2	2	1	0	0	2	15
at Xavier (La.)		17	2-5	1-2	0-2	3-2-5	1	3	1	0	1	5
OKLAHOMA		15	5-7	4-5	0-0	0-0-0	1	0	0	0	2	14
at St. Joseph's		6	0-0	0-0	0-0	1-0-1	0	0	0	0	0	0
SAMFORD		24	4-10	2-4	0-0	2-1-3	1	0	0	0	2	10
vs. Coastal Carolina		25	1-9	1-4	0-0	1-3-4	0	2	1	0	0	5
vs. North Carolina		11	1-5	0-1	0-0	0-0-0	2	1	0	0	1	2
at Elon		16	5-5	5-5	0-0	0-1-1	3	2	0	0	2	15
ALABAMA STATE		22	3-10	2-7	3-4	1-1-2	1	0	0	0	0	11
TENNESSEE		8	0-3	0-1	0-0	0-0-0	0	0	1	0	0	0
at Florida		4	0-0	0-0	0-0	0-0-0	2	0	1	0	0	0
at Alabama		11	1-5	1-2	0-0	0-2-2	0	0	1	0	1	3
MISSISSIPPI STATE		9	1-6	0-3	1-2	0-1-1	1	0	0	0	1	3
at Vanderbilt		15	2-3	1-2	3-3	2-1-3	1	0	0	0	0	8
TEXAS A&M		17	4-7	3-6	0-0	0-1-1	2	2	1	0	1	11
at Missouri		6	0-0	0-0	0-0	0-1-1	0	0	0	0	0	0
at Ole Miss		17	1-5	0-3	3-4	1-3-4	1	0	0	0	2	5
GEORGIA		4	0-2	0-1	0-0	0-0-0	0	0	1	0	0	0
KENTUCKY		15	3-5	1-3	1-2	0-0-0	2	0	0	0	1	8
at Arkansas												
at Tennessee												
ALABAMA												
MISSOURI												
SOUTH CAROLINA												
at LSU												

BENTON'S CAREER STATISTICS

Season	gp-gs	min/avg	Total		3-Point		F-Throws		Rebounds				Scoring							
			fg-fga	pct	fg-fga	pct	ft-fta	pct	off	def	tot	avg	pf	fo	ast	to	blk	stl	pts	avg
2018-19	22-0	332/15.1	47-119	.395	27-66	.409	16-23	.696	11	19	30	1.4	28	0	15	11	2	21	137	6.2
TOTAL	22-0	332/15.1	47-119	.395	27-66	.409	16-23	.696	11	19	30	1.4	28	0	15	11	2	21	137	6.2



Brooke MOORE

#2

Freshman • Guard • 5-7

McDonough, Ga.

Henry County HS

• SEC Freshman of the Week (12/31)

- Led Auburn with career-high 23 points, hit five 3-pointers in win over Alabama State (12/29); also made half-court shot at halftime
- Scored SEC-best 16 points, making four 3-pointers
- Scored 14 points and hit 4 3-pointers in win at Elon (12/22); helped set single-game 3-point record for 2nd time in less than a month
- Made collegiate debut at Xavier (La.); scored 3 points
- Missed first five games with injury
- Five-star prospect, No. 42 overall prospect and No. 11 guard by ESPN HoopGurlz
- Averaged 22.3 points, 4.0 assists, 3.0 steals per game as HS senior; shot 41% on 3-pointers and 81% on free throws
- Georgia Class AAAA Player of the Year as a senior; 3-time AJC Player of the Year


SEASON/CAREER HIGHS

Points	23	vs. Alabama State	12/29/18
Rebounds	4	vs. Coastal Carolina	12/18/18
Assists	3	at Elon	12/22/18
Blocks	1	vs. Mississippi State	1/14/19
Steals	2	at Missouri	1/27/19
Field Goals	6	2x; last vs. Mississippi State	1/14/19
Field Goal Attempts	15	vs. Alabama State	12/29/18
3-Point Field Goals	5	vs. Alabama State	12/29/18
3-Point FG Attempts	13	vs. Alabama State	12/29/18
Free Throws	6	vs. Alabama State	12/29/18
Free Throw Attempts	6	vs. Alabama State	12/29/18

Opponent	Start	Min.	FG-A	3PT-A	FT-A	O-D-T	PF	Ast.	TO	Blk.	St.	Pts.
GRAMBLING STATE						--DNP--						
NICHOLLS STATE						--DNP--						
at New Mexico						--DNP--						
at Iowa State						--DNP--						
LOUISIANA-LAFAYETTE						--DNP--						
at Xavier (La.)	14		1-9	1-6	0-0	0-1-1	0	1	0	0	0	3
OKLAHOMA	11		2-5	2-5	0-0	1-0-1	1	1	1	0	0	6
at St. Joseph's	12		4-9	2-5	0-0	0-2-2	0	0	0	0	0	10
SAMFORD						--DNP--						
vs. Coastal Carolina	14		2-6	1-4	0-0	1-3-4	0	2	1	0	0	5
vs. North Carolina	8		2-5	2-4	0-0	0-0-0	0	0	0	0	0	6
at Elon	18		5-11	4-10	0-0	0-3-3	2	3	2	0	1	14
ALABAMA STATE	23		6-15	5-13	6-6	0-1-1	1	2	0	0	1	23
TENNESSEE	11		0-4	0-3	0-0	0-1-1	0	0	0	0	0	0
at Florida	17		2-9	2-7	0-0	1-1-2	0	0	0	0	0	6
at Alabama	7		0-0	0-0	0-0	0-0-0	1	0	1	0	1	0
MISSISSIPPI STATE	17		6-11	4-9	0-0	0-0-0	2	0	2	1	1	16
at Vanderbilt	5		0-1	0-0	0-0	0-0-0	1	0	1	0	0	0
TEXAS A&M	8		1-2	1-2	0-0	0-0-0	0	0	0	0	0	3
at Missouri	17		3-8	2-5	2-2	0-0-0	2	0	0	0	2	10
at Ole Miss	17		0-8	0-5	0-0	1-1-2	0	0	1	0	0	0
GEORGIA	15		0-4	0-1	0-0	1-1-2	0	0	1	0	1	0
KENTUCKY	16		2-8	1-5	0-0	0-1-1	0	0	0	0	2	5
at Arkansas												
at Tennessee												
ALABAMA												
MISSOURI												
SOUTH CAROLINA												
at LSU												

MOORE'S CAREER STATISTICS

Season	gp-gs	min/avg	Total		3-Point		F-Throws		Rebounds				Scoring							
			fg-fga	pct	fg-fga	pct	ft-fta	pct	off	def	tot	avg	pf	fo	ast	to	blk	stl	pts	avg
2018-19	16-0	213/13.3	34-107	.318	26-79	.329	8-8	1.000	5	14	19	1.2	10	0	9	10	1	7	102	6.4
TOTAL	16-0	213/13.3	34-107	.318	26-79	.329	8-8	1.000	5	14	19	1.2	10	0	9	10	1	7	102	6.4



Erica SANDERS

#3

Senior • Guard • 5-10

San Antonio, Texas

Johnson HS

- Made first start of season and second of career vs. Texas A&M (1/24); scored 6 points and had 3 rebounds
- Hit first career 3-pointer to beat 3rd-quarter buzzer in huge comeback win at Vanderbilt (1/17)
- Scored 6 points on 3-3 FG at Alabama (1/10)
- Had 6 rebounds, 3 steals vs. Alabama State (12/29)
- Returned to action vs. North Carolina (12/20); hit two free throws in overtime
- Missed first nine games with knee injury suffered in preseason
- Career-high 6 steals along with 6 points in win over Louisiana Tech (11/19/17)
- Scored career-high 9 points in win over Ole Miss (1/8/17)
- Hit go-ahead jumper with 50 seconds left in comeback win over Indiana (11/27/16)

SEASON HIGHS

Points	6	2x; last vs. Texas A&M	1/24/19
Rebounds	6	vs. Alabama State	12/29/18
Assists	3	vs. Mississippi State	1/14/19
Blocks	1	vs. Mississippi State	1/14/19
Steals	4	vs. Georgia	2/3/19
Field Goals	3	2x; last vs. Texas A&M	1/24/19
Field Goal Attempts	4	2x; last vs. Texas A&M	1/24/19
3-Point Field Goals	1	at Vanderbilt	1/17/19
3-Point FG Attempts	1	at Vanderbilt	1/17/19
Free Throws	2	2x; last vs. Georgia	2/3/19
Free Throw Attempts	2	2x; last vs. Georgia	2/3/19

Opponent	Start	Min.	FG-A	3PT-A	FT-A	O-D-T	PF	Ast.	TO	Blk.	St.	Pts.
GRAMBLING STATE						--DNP--						
NICHOLLS STATE						--DNP--						
at New Mexico						--DNP--						
at Iowa State						--DNP--						
LOUISIANA-LAFAYETTE						--DNP--						
at Xavier (La.)						--DNP--						
OKLAHOMA						--DNP--						
at St. Joseph's						--DNP--						
SAMFORD						--DNP--						
vs. Coastal Carolina						--DNP--						
vs. North Carolina		11	0-0	0-0	2-2	1-2-3	4	0	1	0	0	2
at Elon		3	0-0	0-0	0-0	0-0-0	0	0	0	0	0	0
ALABAMA STATE		11	0-0	0-0	0-0	4-2-6	1	1	1	0	3	0
TENNESSEE		14	0-1	0-0	0-0	1-1-2	3	1	0	0	0	0
at Florida		14	0-1	0-0	0-0	0-1-1	1	0	0	0	1	0
at Alabama		21	3-3	0-0	0-0	0-0-0	3	1	0	0	2	6
MISSISSIPPI STATE		23	0-0	0-0	0-0	0-1-1	3	3	0	1	0	0
at Vanderbilt		17	2-4	1-1	0-0	0-0-0	4	0	0	0	0	5
TEXAS A&M	*	29	3-4	0-0	0-0	1-3-4	3	1	0	0	0	6
at Missouri	*	26	0-2	0-0	0-0	1-2-3	4	1	1	0	1	0
at Ole Miss		12	0-1	0-0	0-0	0-1-1	2	2	0	0	0	0
GEORGIA		29	1-2	0-0	2-2	0-2-2	1	2	1	0	4	4
KENTUCKY		23	2-3	0-0	0-0	0-3-3	2	2	0	0	1	4
at Arkansas												
at Tennessee												
ALABAMA												
MISSOURI												
SOUTH CAROLINA												
at LSU												

CAREER HIGHS

Points	9	vs. Ole Miss	1/8/17
Rebounds	7	at Arkansas	2/26/17
Assists	5	vs. Tennessee	1/19/17
Blocks	1	4x; last vs. Mississippi State	1/14/19
Steals	6	vs. Louisiana Tech	11/19/17
Field Goals	4	5x; last vs. ULM	11/29/17
Field Goal Attempts	11	vs. Missouri	2/21/16
3-Point Field Goals	1	at Vanderbilt	1/17/19
3-Point FG Attempts	1	10x; last at Vanderbilt	1/17/19
Free Throws	4	vs. St. John's	3/18/16
Free Throw Attempts	4	3x; last at Virginia Tech	11/13/17

SANDERS' CAREER STATISTICS

Season	gp-gs	min/avg	Total		3-Point		F-Throws		Rebounds				Scoring							
			fg-fga	pct	fg-fga	pct	ft-fta	pct	off	def	tot	avg	pf	fo	ast	to	blk	stl	pts	avg
2015-16	33-0	569/17.2	40-103	.388	0-7	.000	15-20	.750	39	46	85	2.6	88	2	30	33	0	33	95	2.9
2016-17	29-1	566/19.5	28-78	.359	0-1	.000	9-12	.750	45	45	90	3.1	78	3	35	21	5	42	65	2.2
2017-18	20-0	307/15.4	14-33	.424	0-1	.000	4-6	.667	12	12	24	1.2	38	0	8	22	0	31	32	1.6
2018-19	12-2	210/17.5	9-18	.500	1-1	1.000	4-4	1.000	8	15	23	1.9	29	0	12	4	1	11	23	1.9
TOTAL	94-3	1652/17.6	91-232	.392	1-10	.100	32-42	.762	104	118	222	2.4	233	5	85	80	6	117	215	2.3



Abigayle JACKSON

#4

Sophomore • Forward • 6-3

Little Rock, Ark.

Little Rock Central HS

- Matched season-high of 6 points on 3-3 shooting at XULA (11/28)
- Had 4 points, 5 rebounds in season-opener vs. Grambling (11/6)
- Played in 28 of 29 games as a freshman; started final 12 games of season
- Averaged 2.0 points, 1.7 rebounds as freshman; led team with 22 blocks (0.8/game)
- Made first collegiate start at LSU (1/18), had 4 points, 4 rebounds and 3 steals in 19 minutes of action
- Career-high 13 points, 3 steals at Texas A&M (2/4); played career-high 26 minutes
- Ranked as No. 1 player in state of Arkansas in class of 2017

SEASON HIGHS

Points	6	3x; last at Elon	12/22/18
Rebounds	6	vs. Nicholls State	11/9/18
Assists	1	4x; last vs. Samford	12/16/18
Blocks	3	vs. UL-Lafayette	11/25/18
Steals	2	at XULA	11/28/18
Field Goals	3	2x; last at Elon	12/22/18
Field Goal Attempts	5	vs. Alabama State	12/29/18
3-Point Field Goals	1	vs. UL-Lafayette	11/25/18
3-Point FG Attempts	2	vs. UL-Lafayette	11/25/18
Free Throws	2	vs. Nicholls State	11/9/18
Free Throw Attempts	2	vs. Nicholls State	11/9/18

Opponent	Start	Min.	FG-A	3PT-A	FT-A	O-D-T	PF	Ast.	TO	Blk.	St.	Pts.
GRAMBLING STATE		10	2-2	0-0	0-0	3-2-5	2	1	0	1	0	4
NICHOLLS STATE		16	2-3	0-0	2-2	4-2-6	1	1	3	0	0	6
at New Mexico		4	1-1	0-0	0-0	0-0-0	3	0	0	0	0	2
at Iowa State		4	1-3	0-1	0-0	0-1-1	2	0	0	0	0	2
LOUISIANA-LAFAYETTE		14	2-4	1-2	0-0	0-4-4	2	1	0	3	0	5
at Xavier (La.)		9	3-3	0-0	0-0	1-0-1	0	0	1	2	2	6
OKLAHOMA		9	0-1	0-0	0-0	1-3-4	2	0	0	0	0	0
at St. Joseph's		5	0-1	0-0	0-0	1-1-2	2	0	0	0	0	0
SAMFORD		8	0-2	0-0	0-0	0-1-1	1	1	0	0	0	0
vs. Coastal Carolina		9	1-1	0-0	1-1	1-1-2	5	0	1	0	0	3
vs. North Carolina		2	0-1	0-0	0-0	0-0-0	2	0	1	0	0	0
at Elon		13	3-4	0-0	0-0	0-1-1	4	0	1	1	0	6
ALABAMA STATE		13	2-5	0-0	1-1	1-2-3	4	0	0	2	1	5
TENNESSEE		4	0-1	0-0	0-0	0-1-1	0	0	1	1	0	0
at Florida		4	0-1	0-0	0-0	0-0-0	3	0	1	0	0	0
at Alabama		7	1-1	0-0	1-1	0-0-0	1	0	2	1	1	3
MISSISSIPPI STATE		14	0-0	0-0	0-0	0-0-0	2	0	2	0	1	0
at Vanderbilt		3	0-0	0-0	0-0	0-0-0	1	0	0	0	0	0
TEXAS A&M		7	0-0	0-0	0-0	0-0-0	2	0	0	0	1	0
at Missouri						--DNP--						
at Ole Miss		1	0-0	0-0	0-0	0-0-0	0	0	0	0	0	0
GEORGIA						--DNP--						
KENTUCKY						--DNP--						
at Arkansas												
at Tennessee												
ALABAMA												
MISSOURI												
SOUTH CAROLINA												
at LSU												

CAREER HIGHS

Points	13	at Texas A&M	2/4/18
Rebounds	7	vs. ULM	11/29/17
Assists	1	3x; last vs. Nicholls State	11/9/18
Blocks	3	3x; last vs. UL-Lafayette	11/25/18
Steals	3	2x; last at Texas A&M	2/4/18
Field Goals	5	2x; last at Texas A&M	2/4/18
Field Goal Attempts	11	at Texas A&M	2/4/18
3-Point Field Goals	1	3x; last vs. UL-Lafayette	11/25/18
3-Point FG Attempts	5	vs. Vanderbilt	2/12/18
Free Throws	3	at Texas A&M	2/4/18
Free Throw Attempts	5	at Texas A&M	2/4/18

JACKSON'S CAREER STATISTICS

Season	gp-gs	min/avg	Total		3-Point		F-Throws		Rebounds				Scoring							
			fg-fga	pct	fg-fga	pct	ft-fta	pct	off	def	tot	avg	pf	fo	ast	to	blk	stl	pts	avg
2017-18	28-11	270/9.6	23-59	.390	3-24	.125	8-15	.533	14	34	48	1.7	47	1	1	16	22	10	57	2.0
2018-19	20-0	156/7.8	18-34	.529	1-3	.333	5-5	1.000	12	19	31	1.6	39	1	4	13	11	6	42	2.1
TOTAL	48-11	426/8.9	41-93	.441	4-27	.148	13-20	.650	26	53	79	1.6	86	2	5	29	33	16	99	2.1



Emari JONES

#5

Senior • Guard • 6-2

Chicago, Ill.

Shawnee CC / Wheaton North HS

- **Out for season after suffering knee injury vs. Alabama State (12/29)**
- Scored 16 points and hit four 3-pointers in back-to-back games vs. XULA (11/28) and Oklahoma (12/2)
- Career-high 10 rebounds vs. UL-Lafayette (11/25)
- Played career-high 39 minutes at Iowa State, scored 15 points and matched career-high with 4 3-pointers (11/13)
- Played in all 29 games as a junior, starting 16; averaged 5.0 points, 3.2 rebounds in 22.8 minutes
- Tied for second on the team with 29 3-pointers as a junior; shot 29.6% (29-98)
- Career-high 18 points on 6-11 shooting (4-6 3FG) vs. Florida (12/31); matched previous career high (11) by halftime
- Transferred to Auburn from Shawnee CC in Ullin, Ill.; led Shawnee to 30-3 record and conference title as a freshman in 2015-16
- Scored 746 total points as JUCO freshman, which led the nation; scoring average was third nationally

SEASON HIGHS

Points	16	3x; last vs. Coastal Carolina	12/18/18
Rebounds	10	vs. UL-Lafayette	11/25/18
Assists	3	3x; last at Iowa State	11/13/18
Blocks	1	3x; last vs. North Carolina	12/20/18
Steals	3	vs. Coastal Carolina	12/18/18
Field Goals	6	3x; last vs. Oklahoma	12/2/18
Field Goal Attempts	15	vs. Nicholls State	11/9/18
3-Point Field Goals	4	4x; last vs. Coastal Carolina	12/18/18
3-Point FG Attempts	11	vs. Coastal Carolina	12/18/18
Free Throws	3	at Iowa State	11/13/18
Free Throw Attempts	4	at Iowa State	11/13/18

Opponent	Start	Min.	FG-A	3PT-A	FT-A	O-D-T	PF	Ast.	TO	Blk.	St.	Pts.
GRAMBLING STATE	*	28	5-13	3-9	0-0	3-5-8	1	3	3	0	2	13
NICHOLLS STATE	*	31	6-15	1-5	2-2	3-5-8	1	3	2	1	2	15
at New Mexico	*	24	2-10	1-8	0-0	1-1-2	2	2	6	0	1	5
at Iowa State	*	39	4-9	4-8	3-4	3-4-7	4	3	2	0	1	15
LOUISIANA-LAFAYETTE	*	37	3-9	1-4	1-1	5-5-10	3	2	3	0	1	8
at Xavier (La.)	*	31	6-12	4-6	0-0	1-3-4	3	2	2	1	1	16
OKLAHOMA	*	35	6-11	4-9	0-0	0-3-3	2	1	2	0	2	16
at St. Joseph's	*	33	2-4	0-0	0-1	1-2-3	0	1	0	0	0	4
SAMFORD	*	29	2-5	2-3	2-2	0-2-2	3	0	3	0	1	8
vs. Coastal Carolina	*	37	5-13	4-11	2-2	4-2-6	2	0	0	0	3	16
vs. North Carolina	*	38	3-12	1-8	0-0	3-0-3	0	1	2	1	2	7
at Elon	*	22	2-4	1-2	0-0	2-1-3	2	2	1	0	1	5
ALABAMA STATE	*	2	0-1	0-1	0-0	1-0-1	0	0	1	0	0	0
TENNESSEE						--DNP--						
at Florida						--DNP--						
at Alabama						--DNP--						
MISSISSIPPI STATE						--DNP--						
at Vanderbilt						--DNP--						
TEXAS A&M						--DNP--						
at Missouri						--DNP--						
at Ole Miss						--DNP--						
GEORGIA						--DNP--						
KENTUCKY						--DNP--						
at Arkansas						--DNP--						
at Tennessee						--DNP--						
ALABAMA						--DNP--						
MISSOURI						--DNP--						
SOUTH CAROLINA						--DNP--						
at LSU						--DNP--						

CAREER HIGHS

Points	18	vs. Florida	12/31/17
Rebounds	10	vs. UL-Lafayette	11/25/18
Assists	4	at Ole Miss	2/16/17
Blocks	2	at LSU	1/18/18
Steals	3	4x; last vs. Coastal Carolina	12/18/18
Field Goals	6	4x; last vs. Oklahoma	12/2/18
Field Goal Attempts	15	vs. Nicholls State	11/9/18
3-Point Field Goals	4	5x; last vs. Coastal Carolina	12/18/18
3-Point FG Attempts	11	vs. Coastal Carolina	12/18/18
Free Throws	4	vs. Alabama	1/28/18
Free Throw Attempts	5	at Missouri	1/26/17

JONES' CAREER STATISTICS (at Auburn)

Season	gp-gs	min/avg	Total		3-Point		F-Throws		Rebounds				Scoring							
			fg-fga	pct	fg-fga	pct	ft-fta	pct	off	def	tot	avg	pf	fo	ast	to	blk	stl	pts	avg
2016-17	31-0	278/9.0	25-76	.329	11-42	.262	23-30	.767	16	24	40	1.3	28	0	13	18	2	12	84	2.7
2017-18	29-16	660/22.8	49-146	.336	29-98	.296	19-24	.792	41	52	93	3.2	75	4	16	39	2	32	146	5.0
2018-19	13-13	384/29.5	46-118	.390	26-74	.351	10-12	.833	26	33	59	4.5	23	0	20	27	3	17	128	9.8
TOTAL	73-29	1322/18.1	120-340	.353	66-214	.308	52-66	.788	83	109	192	2.6	126	4	49	84	7	61	358	4.9



Kiyae' WHITE

#10

Redshirt Freshman • Forward • 6-2

Macungie, Pa.

Emmaus HS

- Scored 4 points at St. Joseph's, including a steal and fast-break basket to cap a 9-0 Auburn run in 4th quarter (12/6)
- Season-high 5 points in 12 minutes vs. Samford; also matched season-high with 4 rebounds (12/12)
- Made first collegiate appearance vs. Grambling (11/6); had 3 points, 4 rebounds in 12 minutes of action
- Redshirted 2017-18 season due to injury
- Ranked as No. 20 forward nationally out of high school
- Three brothers all played football at West Virginia; brother, Kevin White, plays for Chicago Bears

SEASON/CAREER HIGHS

Points	5	vs. Samford	12/16/18
Rebounds	4	4x; last vs. Alabama State	12/29/18
Assists	2	4x; last at Ole Miss	1/31/19
Blocks	1	at Ole Miss	1/31/19
Steals	1	2x; last vs. Coastal Carolina	12/18/18
Field Goals	2	3x; last at Ole Miss	1/31/19
Field Goal Attempts	4	vs. Alabama State	12/29/18
3-Point Field Goals			
3-Point FG Attempts			
Free Throws	2	vs. Alabama State	12/29/18
Free Throw Attempts	3	vs. Alabama State	12/29/18

Opponent	Start	Min.	FG-A	3PT-A	FT-A	O-D-T	PF	Ast.	TO	Blk.	St.	Pts.
GRAMBLING STATE		12	1-2	0-0	1-2	2-2-4	1	2	1	0	0	3
NICHOLLS STATE		11	1-3	0-0	0-0	0-0-0	1	2	1	0	0	2
at New Mexico		1	0-1	0-0	0-0	1-0-1	0	0	0	0	0	0
at Iowa State		2	0-0	0-0	0-0	0-0-0	0	0	0	0	0	0
LOUISIANA-LAFAYETTE		6	0-1	0-0	0-0	0-0-0	0	0	1	0	0	0
at Xavier (La.)		14	0-3	0-0	0-0	2-1-3	2	2	1	0	0	0
OKLAHOMA		3	1-2	0-0	0-0	1-0-1	1	0	0	0	0	2
at St. Joseph's		10	2-3	0-0	0-0	2-2-4	2	0	0	0	1	4
SAMFORD		12	2-3	0-0	1-1	2-2-4	1	0	0	0	0	5
vs. Coastal Carolina		3	1-2	0-0	0-0	0-0-0	1	0	0	0	1	2
vs. North Carolina						--DNP--						
at Elon		8	0-1	0-0	0-0	1-2-3	2	0	1	0	0	0
ALABAMA STATE		11	1-4	0-0	2-3	3-1-4	2	0	0	0	0	4
TENNESSEE						--DNP--						
at Florida		1	0-0	0-0	0-0	0-0-0	2	0	0	0	0	0
at Alabama		1	0-0	0-0	0-0	0-0-0	0	0	0	0	0	0
MISSISSIPPI STATE		12	0-0	0-0	0-0	0-1-1	2	0	1	0	0	0
at Vanderbilt		0+	0-0	0-0	0-0	0-0-0	0	0	0	0	0	0
TEXAS A&M						--DNP--						
at Missouri		8	1-1	0-0	1-2	1-1-2	1	0	0	0	0	3
at Ole Miss		8	2-3	0-0	0-0	1-1-2	0	2	0	1	0	4
GEORGIA		2	0-0	0-0	0-0	0-0-0	0	0	0	0	0	0
KENTUCKY		4	0-1	0-0	0-0	2-1-3	0	0	1	0	0	0
at Arkansas												
at Tennessee												
ALABAMA												
MISSOURI												
SOUTH CAROLINA												
at LSU												

WHITE'S CAREER STATISTICS

Season	gp-gs	min/avg	Total		3-Point		F-Throws		Rebounds						Scoring					
			fg-fga	pct	fg-fga	pct	ft-fa	pct	off	def	tot	avg	pf	fo	ast	to	blk	stl	pts	avg
2018-19	19-0	126/6.6	12-29	.414	0-0	.000	5-8	.625	16	13	29	1.5	18	0	8	6	1	2	29	1.5
TOTAL	19-0	126/6.6	12-29	.414	0-0	.000	5-8	.625	16	13	29	1.5	18	0	8	6	1	2	29	1.5



Unique THOMPSON

#20

Sophomore • Forward • 6-3

Theodore, Ala.

****2018 SEC All-Freshman Team****

Faith Academy

• 2018-19 Preseason All-SEC; 2018 SEC All-Freshman Team

- Has 9 double-doubles this season, 16 in her career (8th all-time at Auburn)
- Season-high 21 points along with 18 rebounds while playing career-high 43 minutes in OT win over North Carolina (12/20)
- Career-high 19 rebounds with 19 points for second double-double of season at New Mexico (11/9)
- Started 27 games as a freshman; was Auburn's third-leading scorer with 11.5 points/game
- Led Auburn and all SEC freshmen with 8.4 rebounds/game; seventh-best among all SEC players
- Had 7 double-doubles as freshman, tying DeWanna Bonner for the Auburn freshman record
- Her 29 points at UL-Lafayette were 2nd most ever by Auburn freshman, most since Becky Jackson had 38 in 1980
- Became first Auburn freshman since Katie Frerking in 2013 to earn start in first collegiate game; had 9 points and season-high 16 rebounds at VT

SEASON HIGHS

Points	21	vs. North Carolina	12/20/18
Rebounds	19	at New Mexico	11/11/18
Assists	4	at St. Joseph's	12/6/18
Blocks	3	vs. Alabama State	12/29/18
Steals	4	3x; last vs. Georgia	2/3/19
Field Goals	10	vs. North Carolina	12/20/18
Field Goal Attempts	18	vs. North Carolina	12/20/18
3-Point Field Goals			
3-Point FG Attempts			
Free Throws	10	at Ole Miss	1/31/19
Free Throw Attempts	12	at Ole Miss	1/31/19

Opponent	Start	Min.	FG-A	3PT-A	FT-A	O-D-T	PF	Ast.	TO	Blk.	St.	Pts.
GRAMBLING STATE	*	27	5-8	0-0	4-6	3-10-13	4	1	2	2	1	14
NICHOLLS STATE	*	24	3-7	0-0	0-0	1-9-10	4	1	3	2	4	6
at New Mexico	*	35	7-13	0-0	5-7	8-11-19	1	0	4	1	1	19
at Iowa State	*	36	7-11	0-0	5-9	4-10-14	3	2	2	2	1	19
LOUISIANA-LAFAYETTE	*	31	7-12	0-0	2-5	3-10-13	3	0	4	1	4	16
at Xavier (La.)	*	24	6-10	0-0	3-4	3-5-8	2	0	1	1	3	15
OKLAHOMA	*	30	4-7	0-0	6-8	5-12-17	1	3	3	0	1	14
at St. Joseph's	*	34	5-10	0-0	2-4	2-4-6	2	4	2	0	2	12
SAMFORD	*	23	2-7	0-0	1-2	0-6-6	0	0	1	1	3	5
vs. Coastal Carolina	*	21	5-7	0-0	1-3	7-0-7	5	0	1	0	0	11
vs. North Carolina	*	43	10-18	0-0	1-3	11-7-18	2	1	1	1	3	21
at Elon	*	25	6-7	0-0	2-2	3-3-6	1	2	3	0	0	14
ALABAMA STATE	*	20	2-3	0-0	2-2	4-4-8	2	2	1	3	3	6
TENNESSEE	*	36	8-15	0-0	3-4	7-5-12	2	2	1	1	2	19
at Florida	*	31	4-6	0-0	0-0	3-6-9	2	1	5	0	2	8
at Alabama	*	34	6-7	0-0	0-4	3-6-9	1	1	3	0	1	12
MISSISSIPPI STATE	*	22	0-0	0-0	2-2	1-3-4	4	0	3	0	0	2
at Vanderbilt	*	36	8-13	0-0	0-3	5-8-13	3	0	1	1	2	16
TEXAS A&M	*	33	4-7	0-0	0-0	4-6-10	2	0	3	0	2	8
at Missouri	*	32	3-7	0-0	0-2	3-4-7	1	2	0	0	1	6
at Ole Miss	*	31	5-8	0-0	10-12	2-10-12	2	2	0	1	2	20
GEORGIA	*	43	6-10	0-0	2-5	5-4-9	3	0	2	1	4	14
KENTUCKY	*	36	7-11	0-0	6-10	2-4-6	3	0	5	0	1	20
at Arkansas												
at Tennessee												
ALABAMA												
MISSOURI												
SOUTH CAROLINA												
at LSU												

CAREER HIGHS

Points	29	at Louisiana-Lafayette	12/8/17
Rebounds	19	at New Mexico	11/11/18
Assists	4	at St. Joseph's	12/6/18
Blocks	6	vs. Louisiana Tech	11/19/17
Steals	4	3x; last vs. Georgia	2/3/19
Field Goals	11	2x; last vs. Texas A&M	1/7/18
Field Goal Attempts	18	vs. North Carolina	12/20/18
3-Point Field Goals			
3-Point FG Attempts			
Free Throws	10	at Ole Miss	1/31/19
Free Throw Attempts	12	at Ole Miss	1/31/19

THOMPSON'S CAREER STATISTICS

Season	gp-gs	min/avg	Total		3-Point		F-Throws		Rebounds				Scoring							
			fg-fga	pct	fg-fga	pct	ft-fta	pct	off	def	tot	avg	pf	fo	ast	to	blk	stl	pts	avg
2017-18	27-26	811/30.0	131-271	.483	0-0	.000	49-87	.563	112	115	227	8.4	63	0	28	66	21	32	311	11.5
2018-19	22-22	670/30.5	113-193	.585	0-0	.000	51-87	.586	87	143	230	10.5	50	1	24	46	18	42	277	12.6
TOTAL	49-48	1481/30.2	244-464	.526	0-0	.000	100-174	.575	199	258	457	9.3	113	1	52	112	39	74	588	12.0



Crystal PRIMM

#23

Redshirt Junior • Guard • 5-11

West Palm Beach, Fla.

Oxbridge Academy / Duke

- Hit game-tying layup to force OT, then made 4 straight FTs in OT to clinch 59-58 win over Georgia; also had career-high 9 rebounds (2/3)
- Led Auburn with 17 points and career-high 7 rebounds in win at Elon (12/22)
- Career-high 18 points on 9-12 shooting in OT win over North Carolina (12/20)
- 14 points, 6 rebounds, 8-10 FTs - all in second half - vs. Coastal Carolina (12/18)
- Career-high 5 steals along with 8 points, 4 rebounds, 4 assists vs. Nicholls State (11/9)
- Scored 15 points in 22 minutes in Auburn debut vs. Grambling (11/6)
- Enrolled at Auburn in summer of 2017; redshirted 2017-18 season after transferring from Duke
- Played in 33 games off the bench as sophomore at Duke; averaged 2.5 points, 1.6 rebounds
- Started 14 games as freshman, averaging 4.6 points, 2.6 rebounds; career-high 15 points at Kentucky

SEASON HIGHS

Points	18	vs. North Carolina	12/20/18
Rebounds	9	vs. Georgia	2/3/19
Assists	5	vs. Kentucky	2/7/19
Blocks	1	5x; last at Missouri	1/27/19
Steals	7	vs. Mississippi State	1/14/19
Field Goals	9	vs. North Carolina	12/20/18
Field Goal Attempts	17	vs. Georgia	2/3/19
3-Point Field Goals			
3-Point FG Attempts	1	5x; last vs. Alabama	1/10/19
Free Throws	8	vs. Coastal Carolina	12/18/18
Free Throw Attempts	10	vs. Coastal Carolina	12/18/18

Opponent	Start	Min.	FG-A	3PT-A	FT-A	O-D-T	PF	Ast.	TO	Blk.	St.	Pts.
GRAMBLING STATE	*	22	6-8	0-1	3-3	4-0-4	5	0	4	0	0	15
NICHOLLS STATE	*	27	4-9	0-1	0-0	2-2-4	2	4	3	0	5	8
at New Mexico	*	32	3-7	0-0	4-4	2-4-6	2	1	1	0	1	10
at Iowa State	*	34	3-7	0-1	1-2	0-1-1	2	0	2	1	0	7
LOUISIANA-LAFAYETTE	*	24	4-8	0-1	1-1	0-2-2	4	1	3	0	2	9
at Xavier (La.)	*	24	0-1	0-0	4-6	1-1-2	3	1	1	0	1	4
OKLAHOMA	*	26	6-11	0-0	2-3	2-1-3	4	1	2	1	3	14
at St. Joseph's	*	27	5-6	0-0	4-4	1-3-4	0	2	2	0	1	14
SAMFORD	*	20	3-8	0-0	3-4	1-1-2	1	2	3	1	2	9
vs. Coastal Carolina	*	25	3-8	0-0	8-10	2-4-6	3	1	3	0	2	14
vs. North Carolina	*	30	9-12	0-0	0-0	4-2-6	2	0	4	1	4	18
at Elon	*	26	7-10	0-0	3-3	5-2-7	2	2	1	0	2	17
ALABAMA STATE	*	24	3-4	0-0	6-8	2-2-4	1	2	1	0	3	12
TENNESSEE	*	31	6-10	0-0	4-6	3-2-5	4	2	2	0	1	16
at Florida	*	33	3-8	0-0	3-4	1-6-7	4	0	3	0	0	9
at Alabama	*	30	5-9	0-1	0-0	0-3-3	3	4	5	0	1	10
MISSISSIPPI STATE	*	33	6-15	0-0	2-7	1-0-1	2	1	2	0	7	14
at Vanderbilt	*	38	3-6	0-0	2-3	3-1-4	3	4	2	0	4	8
TEXAS A&M	*	32	3-12	0-0	4-5	2-2-4	4	1	3	0	4	10
at Missouri	*	31	6-10	0-0	0-2	1-3-4	3	1	2	1	2	12
at Ole Miss	*	20	4-12	0-0	3-4	4-2-6	4	1	4	0	2	11
GEORGIA	*	38	4-17	0-0	5-6	4-5-9	2	0	5	0	0	13
KENTUCKY	*	35	3-7	0-0	5-7	0-2-2	4	5	3	0	6	11
at Arkansas												
at Tennessee												
ALABAMA												
MISSOURI												
SOUTH CAROLINA												
at LSU												

CAREER HIGHS (incl. 2 years @ Duke)

Points	18	vs. North Carolina	12/20/18
Rebounds	9	vs. Georgia	2/3/19
Assists	5	vs. Kentucky	2/7/19
Blocks	1	3x; last vs. Samford	12/16/18
Steals	7	vs. Mississippi State	1/14/19
Field Goals	9	vs. North Carolina	12/20/18
Field Goal Attempts	17	vs. Georgia	2/3/19
3-Point Field Goals			
3-Point FG Attempts	1	6x; last vs. Alabama	1/10/19
Free Throws	8	vs. Coastal Carolina	12/18/18
Free Throw Attempts	10	vs. Coastal Carolina	12/18/18

PRIMM'S CAREER STATISTICS (at Auburn)

Season	gp-gs	min/avg	Total		3-Point		F-Throws		Rebounds				Scoring							
			fg-fga	pct	fg-fga	pct	ft-fta	pct	off	def	tot	avg	pf	fo	ast	to	blk	stl	pts	avg
2018-19	22-22	622/28.3	96-198	.485	0-5	.000	62-85	.729	45	49	94	4.3	60	1	31	58	5	47	254	11.5
TOTAL	22-22	622/28.3	96-198	.485	0-5	.000	62-85	.729	45	49	94	4.3	60	1	31	58	5	47	254	11.5



Erin HOWARD

#24

Freshman • Guard/Forward • 6-1

Madison, Wis.

Madison East HS

- Returned to starting lineup at Ole Miss; had 8 points, 5 rebounds, 3 steals in career-high 37 minutes (1/31)
- Had career-high 5 assists, 3 steals in win at Alabama (1/10)
- Made first collegiate start vs. Tennessee (1/3); scored career-high 11 points in 33 minutes
- Career-high 7 rebounds; hit record-setting 14th Auburn 3-pointer in win at Elon (12/22)
- Had steal-and-score at end of 1st half vs. Oklahoma to give Auburn 14-point halftime lead; finished with 4 points, 4 rebounds, 3 assists (12/2)
- Hit first two career 3-pointers, including buzzer-beater at end of 3rd quarter, in win over New Mexico (11/11); finished with 8 points
- Played 11 minutes in first collegiate game vs. Grambling; finished with 2 points, 3 rebounds, 2 steals (11/6)
- Averaged 17.4 points, 11.1 rebounds, 3.9 assists as high school senior
- First Auburn women's basketball player from state of Wisconsin

SEASON HIGHS

Points	11	vs. Tennessee	1/3/19
Rebounds	7	2x; last vs. Alabama State	12/29/18
Assists	5	at Alabama	1/10/19
Blocks	2	2x; last vs. Alabama State	12/29/18
Steals	3	3x; last vs. Georgia	2/3/19
Field Goals	4	vs. Tennessee	1/3/19
Field Goal Attempts	13	vs. Alabama State	12/29/18
3-Point Field Goals	3	vs. Tennessee	1/3/19
3-Point FG Attempts	9	vs. Alabama State	12/29/18
Free Throws	2	at New Mexico	11/11/18
Free Throw Attempts	2	at New Mexico	11/11/18

Opponent	Start	Min.	FG-A	3PT-A	FT-A	O-D-T	PF	Ast.	TO	Blk.	St.	Pts.
GRAMBLING STATE		11	1-4	0-2	0-0	2-1-3	1	1	0	0	2	2
NICHOLLS STATE		11	0-2	0-2	0-0	0-2-2	1	0	0	1	2	0
at New Mexico		20	2-4	2-3	2-2	0-1-1	2	1	1	1	0	8
at Iowa State		8	0-1	0-1	0-0	0-0-0	2	1	1	0	0	0
LOUISIANA-LAFAYETTE						--DNP--						
at Xavier (La.)		12	2-6	1-5	0-0	0-0-0	2	1	1	1	0	5
OKLAHOMA		11	2-4	0-1	0-0	2-2-4	1	3	0	0	1	4
at St. Joseph's		10	0-1	0-0	0-0	0-0-0	1	0	1	0	0	0
SAMFORD		12	0-3	0-2	0-0	0-0-0	0	1	1	1	0	0
vs. Coastal Carolina		14	2-4	0-2	0-0	1-3-4	2	0	0	0	0	4
vs. North Carolina		14	1-2	1-2	0-0	0-1-1	0	0	0	0	2	3
at Elon		18	2-5	2-4	0-0	2-5-7	2	3	1	2	0	6
ALABAMA STATE		29	2-13	1-9	0-0	2-5-7	3	2	1	2	2	5
TENNESSEE	*	33	4-8	3-7	0-0	3-1-4	3	0	0	0	1	11
at Florida	*	31	1-3	1-3	0-0	0-5-5	1	2	0	1	0	3
at Alabama	*	30	1-7	0-4	0-0	1-1-2	2	5	0	1	3	2
MISSISSIPPI STATE	*	15	0-0	0-0	0-0	0-0-0	2	0	0	0	0	0
at Vanderbilt	*	19	1-7	0-4	0-0	2-1-3	1	0	2	0	0	2
TEXAS A&M		15	0-2	0-1	0-0	0-3-3	0	2	0	0	1	0
at Missouri		15	0-2	0-1	0-0	1-0-1	1	0	0	0	1	0
at Ole Miss	*	37	3-5	1-3	1-2	2-3-5	3	2	1	0	3	8
GEORGIA	*	22	3-3	1-1	0-0	2-2-4	1	0	1	0	3	7
KENTUCKY	*	20	2-3	0-0	0-0	2-2-4	3	1	3	0	0	4
at Arkansas												
at Tennessee												
ALABAMA												
MISSOURI												
SOUTH CAROLINA												
at LSU												

HOWARD'S CAREER STATISTICS

Season	gp-gs	min/avg	Total		3-Point		F-Throws		Rebounds				Scoring							
			fg-fga	pct	fg-fga	pct	ft-fta	pct	off	def	tot	avg	pf	fo	ast	to	blk	stl	pts	avg
2018-19	21-7	394/18.8	27-86	.314	13-57	.228	3-4	.750	20	36	56	2.7	31	0	24	11	10	21	70	3.3
TOTAL	21-7	394/18.8	27-86	.314	13-57	.228	3-4	.750	20	36	56	2.7	31	0	24	11	10	21	70	3.3



Janiah McKAY

#33

Senior • Guard • 5-6

Gainesville, Fla.

Gainesville HS

• 2018 Preseason All-SEC Second Team

- Season-high 23 points at Missouri (1/27)
- 16 points, 6 rebounds, 6 assist, 3 steals at Florida in front of hometown fans for the last time (1/6)
- Three straight 20-point games: 21 at St. Joseph's, 20 vs. Samford, 21 vs. Coastal Carolina; Auburn's leading scorer in each game
- Scored 21 points along with 4 steals and 4 assists at St. Joseph's; was 7-of-8 at FT line in 4th quarter to clinch win (12/6)
- Named to Preseason WNIT All-Tournament Team; averaged 15.6 points, 5.3 assists in the tournament
- Recorded second career double-double with 16 points, 10 assists in season-opener vs. Grambling (11/6)
- Scored 25+ points in three straight games in '18 (TAMU, SC, Arkansas), first Auburn player since DeWanna Bonner (2009) to accomplish that feat
- Matched career-high with 29 points along with 5 assists and 5 steals in win over Louisiana Tech (11/19); also had 29 vs. UT and Alabama in 2016-17

SEASON HIGHS

Points	23	at Missouri	1/27/19
Rebounds	5	2x; last at Iowa State	11/13/18
Assists	10	vs. Grambling	11/6/18
Blocks	2	vs. Grambling	11/6/18
Steals	5	vs. Georgia	2/3/19
Field Goals	9	2x; last at Missouri	1/27/19
Field Goal Attempts	20	at Missouri	1/27/19
3-Point Field Goals	3	at Iowa State	11/13/18
3-Point FG Attempts	5	2x; last at Vanderbilt	1/17/19
Free Throws	10	vs. North Carolina	12/20/18
Free Throw Attempts	13	vs. North Carolina	12/20/18

Opponent	Start	Min.	FG-A	3PT-A	FT-A	O-D-T	PF	Ast.	TO	Blk.	St.	Pts.
GRAMBLING STATE	*	28	6-8	2-2	2-2	0-2-2	3	10	1	2	3	16
NICHOLLS STATE	*	31	5-12	0-2	4-4	0-3-3	4	7	2	0	3	14
at New Mexico	*	39	6-12	1-1	6-8	1-4-5	2	6	2	0	3	19
at Iowa State	*	36	5-14	3-5	1-2	0-5-5	4	3	4	0	1	14
LOUISIANA-LAFAYETTE	*	34	4-10	1-3	4-4	1-1-2	3	6	5	0	3	13
at Xavier (La.)	*	27	4-7	0-2	1-3	0-0-0	0	7	4	0	2	9
OKLAHOMA	*	29	3-11	0-2	0-0	1-0-1	4	1	1	0	1	6
at St. Joseph's	*	28	6-10	0-2	9-10	0-1-1	1	4	4	0	4	21
SAMFORD	*	26	6-12	1-2	7-8	1-3-4	0	4	2	0	4	20
vs. Coastal Carolina	*	33	7-13	0-4	7-9	0-2-2	1	4	5	0	1	21
vs. North Carolina	*	37	5-18	1-4	10-13	1-3-4	3	4	2	0	4	21
at Elon	*	24	6-8	1-2	0-0	1-2-3	1	4	1	0	1	13
ALABAMA STATE	*	18	0-6	0-0	7-7	0-1-1	2	3	0	0	2	7
TENNESSEE	*	30	2-11	1-3	5-6	1-0-1	2	2	3	0	2	10
at Florida	*	30	6-11	0-1	4-5	1-5-6	2	6	3	0	3	16
at Alabama	*	32	3-7	0-1	2-2	0-5-5	2	3	4	0	2	8
MISSISSIPPI STATE	*	30	3-14	0-3	0-1	1-2-3	3	3	1	0	2	6
at Vanderbilt	*	37	9-18	1-5	0-0	0-0-0	3	6	2	0	4	19
TEXAS A&M	*	34	6-16	1-4	4-4	1-0-1	3	3	3	0	2	17
at Missouri	*	36	9-20	1-2	4-8	1-2-3	3	1	1	0	1	23
at Ole Miss	*	29	2-7	1-3	1-2	1-1-2	3	6	2	0	1	6
GEORGIA	*	39	5-17	0-4	8-10	0-1-1	2	1	4	0	5	18
KENTUCKY	*	38	3-12	0-2	8-8	1-1-2	0	3	2	0	3	14
at Arkansas												
at Tennessee												
ALABAMA												
MISSOURI												
SOUTH CAROLINA												
at LSU												

CAREER HIGHS

Points	29	3x; last vs. Louisiana Tech	11/19/17
Rebounds	8	vs. North Carolina A&T	11/16/17
Assists	13	vs. Ole Miss	1/8/17
Blocks	2	vs. Grambling	11/6/18
Steals	6	2x; last vs. Xavier (La.)	12/28/17
Field Goals	11	4x; last at Mississippi State	2/22/18
Field Goal Attempts	25	vs. Alabama	2/20/17
3-Point Field Goals	5	at Towson	12/20/15
3-Point FG Attempts	9	at Towson	12/20/15
Free Throws	12	vs. Arkansas	1/14/18
Free Throw Attempts	14	2x; last vs. Arkansas	1/14/18

McKAY'S CAREER STATISTICS

Season	gp-gs	min/avg	Total		3-Point		F-Throws		Rebounds				Scoring							
			fg-fga	pct	fg-fga	pct	ft-fa	pct	off	def	tot	avg	pf	fo	ast	to	blk	stl	pts	avg
2015-16	33-19	894/27.1	104-285	.365	28-100	.280	69-101	.683	17	48	65	2.0	72	1	76	119	4	43	305	9.2
2016-17	32-32	906/28.3	145-397	.365	14-63	.222	110-148	.743	11	50	61	1.9	63	1	109	73	0	43	414	12.9
2017-18	29-28	936/32.3	168-419	.401	14-57	.246	130-157	.828	14	87	101	3.5	62	2	129	96	1	68	480	16.6
2018-19	22-22	688/31.3	108-262	.412	15-57	.263	86-108	.796	12	43	55	2.5	51	0	94	56	2	54	317	14.4
TOTAL	116-101	3424/29.5	525-1363	.385	71-277	.256	395-514	.768	54	228	282	2.4	248	4	408	344	7	208	1516	13.1



Natalie KELLY

#35

Freshman • Forward • 6-3

Albany, La.

Albany HS

- Played 3 minutes in collegiate debut vs. Grambling; had 1 points, 1 rebound (11/6)
- Made first SEC appearance at Missouri (1/27)
- Ranked as No. 38 post player in nation, according to ESPN HoopGurlz
- Averaged 17.1 points, 12.1 rebounds, 3.3 steals as high school senior
- Set school record for single-season rebounds with 379 as a junior

SEASON/CAREER HIGHS

Points	2	vs. UL-Lafayette	11/25/18
Rebounds	3	2x; last vs. Alabama State	12/29/18
Assists			
Blocks	1	2x; last vs. Alabama State	12/29/18
Steals	1	at XULA	11/28/18
Field Goals	1	vs. UL-Lafayette	11/25/18
Field Goal Attempts	2	vs. UL-Lafayette	11/25/18
3-Point Field Goals			
3-Point FG Attempts			
Free Throws	1	3x; last vs. Alabama State	12/29/18
Free Throw Attempts	2	4x; last vs. Alabama State	12/29/18

Opponent	Start	Min.	FG-A	3PT-A	FT-A	O-D-T	PF	Ast.	TO	Blk.	St.	Pts.
GRAMBLING STATE		3	0-0	0-0	1-2	1-0-1	0	0	3	0	0	1
NICHOLLS STATE						--DNP--						
at New Mexico						--DNP--						
at Iowa State						--DNP--						
LOUISIANA-LAFAYETTE	4		1-2	0-0	0-2	0-0-0	0	0	0	1	0	2
at Xavier (La.)	7		0-1	0-0	1-2	0-0-0	1	0	1	0	1	1
OKLAHOMA	1		0-0	0-0	0-0	0-0-0	0	0	0	0	0	0
at St. Joseph's	1		0-0	0-0	0-0	0-0-0	0	0	0	0	0	0
SAMFORD	10		0-1	0-0	0-0	1-2-3	1	0	1	0	0	0
vs. Coastal Carolina	8		0-0	0-0	0-0	0-1-1	0	0	2	0	0	0
vs. North Carolina						--DNP--						
at Elon	3		0-0	0-0	0-0	0-0-0	0	0	0	0	0	0
ALABAMA STATE	8		0-0	0-0	1-2	3-0-3	1	0	1	1	0	1
TENNESSEE						--DNP--						
at Florida						--DNP--						
at Alabama						--DNP--						
MISSISSIPPI STATE						--DNP--						
at Vanderbilt						--DNP--						
TEXAS A&M						--DNP--						
at Missouri	1		0-0	0-0	0-0	0-0-0	0	0	0	0	0	0
at Ole Miss	1		0-0	0-0	0-0	0-0-0	1	0	0	0	0	0
GEORGIA						--DNP--						
KENTUCKY						--DNP--						
at Arkansas												
at Tennessee												
ALABAMA												
MISSOURI												
SOUTH CAROLINA												
at LSU												

KELLY'S CAREER STATISTICS

Season	gp-gs	min/avg	Total		3-Point		F-Throws		Rebounds				Scoring							
			fg-fga	pct	fg-fga	pct	ft-fa	pct	off	def	tot	avg	pf	fo	ast	to	blk	stl	pts	avg
2018-19	11-0	47/4.3	1-4	.250	0-0	.000	3-8	.375	6	3	9	0.8	4	0	0	8	2	1	5	0.5
TOTAL	11-0	47/4.3	1-4	.250	0-0	.000	3-8	.375	6	3	9	0.8	4	0	0	8	2	1	5	0.5

Game 1: Nov. 6, 2018 Auburn 97, Grambling 48

Auburn Arena Auburn, Ala.

Official Basketball Box Score -- Game Totals -- Final Statistics
Grambling State vs Auburn
11/06/18 5:30 pm at Auburn Arena -- Auburn, Ala.

Grambling State 48 • 0-1

#	Player	Total			3-Ptr			Rebounds			PF	TP	A	T	Bk	Stl	Min
		FG	FGA	FT	FTA	FG	FGA	FT	FTA	Off							
17	CONNALLY-BANKS, M	1	5	0	0	1	2	3	2	1	0	0	2	1	0	17	
02	HILL, Shaqyia	0	11	0	3	18	5	4	6	3	3	34	3	4	1	20	
11	WILLIAMS, Ariel	2	6	1	2	0	0	2	3	5	0	4	0	1	0	20	
22	COLEMAN, Justice	0	2	1	0	0	1	1	2	3	4	0	0	3	1	29	
23	VANCEY, Mylshia	0	1	0	1	0	1	2	0	2	4	1	2	0	0	22	
03	FORTE, Jasmine	1	5	0	0	0	1	1	0	1	0	1	0	0	0	17	
03	PARSONS, Takerria	0	1	0	1	2	0	1	1	0	1	0	0	0	0	8	
05	BODY, Markisha	1	4	1	3	2	2	0	2	0	5	0	0	0	0	10	
15	PARAMORE, Candice	0	2	0	1	0	1	2	3	0	0	1	2	0	1	7	
21	LONDONO, Catrien	0	1	0	0	0	0	0	1	2	0	4	0	1	1	21	
32	HENDERSON, Hannah	1	1	1	1	2	0	1	1	3	5	0	1	0	1	15	
Totals		15	58	3	15	20	13	13	20	48	9	30	0	10	20	200	

1st FG %:	41.3	38.8%	2nd:	41.3	33.3%	3rd:	41.3	21.1%	4th:	31.0	21.1%	Game:	15.0	23.0%	Deadball	
3FG %:	0.0	0.0%	FT %:	0.0	0.0%	Reb %:	1.5	25.0%	PF:	1.5	25.0%	Rebounds				
FT %:	0.0	0.0%	Reb %:	1.1	100.0%	PF:	1.1	100.0%	Reb %:	1.1	100.0%	PF:	1.1	100.0%	Reb %:	2.1

Auburn 97 • 1-0

#	Player	Total			3-Ptr			Rebounds			PF	TP	A	T	Bk	Stl	Min
		FG	FGA	FT	FTA	FG	FGA	FT	FTA	Off							
20	Unique Thompson	1	5	0	0	4	6	3	10	13	4	14	1	2	2	1	27
00	Daisa Alexander	9	6	1	6	0	2	6	8	1	13	3	3	0	0	3	34
05	Emari Jones	9	5	1	3	0	0	3	5	8	1	13	3	0	0	2	28
23	Crystal Primm	9	6	1	3	4	0	4	4	5	1	10	4	0	0	0	35
33	Janiah McKay	9	6	2	2	2	2	2	3	16	10	1	2	3	0	28	
01	Robyn Benton	6	12	3	8	1	2	0	1	16	3	1	1	3	0	24	
04	Abigayle Jackson	2	2	0	0	0	2	2	2	4	1	1	0	1	0	10	
10	Kiyae' White	1	2	0	0	1	3	2	2	4	1	3	2	0	0	12	
24	Erin Howard	1	4	0	2	0	1	2	3	1	2	1	0	0	2	11	
35	Natalie Kelly	2	0	0	1	2	0	1	1	0	0	0	3	0	0	3	
Totals		38	71	9	28	12	17	20	44	53	18	97	24	8	6	111	

1st FG %:	9.1	47.4%	2nd:	7.1	53.8%	3rd:	10.0	55.6%	4th:	12.2	57.1%	Game:	38.7	53.3%	Deadball	
3FG %:	0.0	0.0%	FT %:	6.5	66.7%	Reb %:	1.1	50.0%	PF:	1.1	50.0%	Rebounds				
FT %:	6.5	66.7%	Reb %:	1.1	100.0%	PF:	1.1	100.0%	Reb %:	1.1	100.0%	PF:	1.1	100.0%	Reb %:	2.1

Officials: Mark Zentz, Billy Smith, Carmen Portomoral
Technical fouls: Grambling State-None; Auburn-None.
Attendance: 1657

Score by periods	1st	2nd	3rd	4th	Total
Grambling State	15	5	16	12	48
Auburn	26	18	24	29	97

Last FG - GRAMWBS 4th-00:35, AU 4th-00:09.
Largest lead - GRAMWBS by 4 1st-08:38, AU by 49 4th-00:09.
GRAMWBS led for 02:56, AU led for 36:47. Game was tied for 00:17.

Game 2: Nov. 9, 2018 Auburn 80, Nicholls State 59

Auburn Arena Auburn, Ala.

Preseason WNIT - Round 1

Official Basketball Box Score -- Game Totals -- Final Statistics
Nicholls vs Auburn
11/09/18 6:00 pm at Auburn Arena -- Auburn, Ala.

Nicholls 59 • 0-2

#	Player	Total			3-Ptr			Rebounds			PF	TP	A	T	Bk	Stl	Min
		FG	FGA	FT	FTA	FG	FGA	FT	FTA	Off							
33	Washington, Bryanna	1	2	0	0	0	1	4	5	2	0	0	1	0	0	28	
05	Hamilton, Airl	2	5	1	2	2	0	4	4	2	7	5	2	0	1	33	
13	Heinemann, Kinzie	3	6	5	0	0	0	1	1	9	2	3	0	0	0	29	
20	Barros, Cassidy	9	2	1	5	6	8	11	2	20	4	5	0	2	40		
32	Collins, Destiny	9	5	1	2	7	1	1	1	13	2	6	0	0	3	27	
02	Wilson, Bree	0	2	0	2	0	0	1	1	0	0	0	0	0	0	7	
11	Mann, Adrian	1	4	1	5	1	4	1	2	0	0	1	4	2	0	16	
15	Bowie, Lauryn	3	4	0	0	0	0	0	0	4	6	0	0	0	0	10	
22	Johnson, Loan-Anh	0	1	0	0	0	0	0	0	0	0	2	0	0	0	5	
25	Ezechukwu, Chrystal	0	1	0	0	0	0	1	1	0	0	0	0	0	0	1	
Totals		20	53	9	24	10	11	6	22	28	14	59	16	2	4	200	

1st FG %:	41.3	38.8%	2nd:	41.3	38.8%	3rd:	61.5	40.0%	4th:	61.2	50.0%	Game:	20.5	37.7%	Deadball	
3FG %:	2.7	28.6%	FT %:	0.0	0.0%	Reb %:	5.6	38.3%	PF:	2.2	100.0%	Rebounds				
FT %:	0.0	0.0%	Reb %:	5.6	38.3%	PF:	3.3	100.0%	Reb %:	5.6	38.3%	PF:	3.3	100.0%	Reb %:	0.1

Auburn 80 • 2-0

#	Player	Total			3-Ptr			Rebounds			PF	TP	A	T	Bk	Stl	Min
		FG	FGA	FT	FTA	FG	FGA	FT	FTA	Off							
20	Unique Thompson	1	3	7	0	0	0	1	9	10	4	6	1	3	2	4	24
00	Daisa Alexander	9	7	12	2	5	4	3	2	5	0	20	1	1	0	31	
05	Emari Jones	9	6	15	1	5	2	3	5	8	1	15	3	2	1	31	
23	Crystal Primm	9	4	9	0	1	0	2	4	2	8	4	3	0	5	27	
33	Janiah McKay	9	5	12	0	2	4	4	0	3	3	14	7	2	0	31	
01	Robyn Benton	4	8	1	3	0	0	0	1	1	3	9	0	1	0	18	
04	Abigayle Jackson	2	3	0	0	2	2	4	2	6	1	6	1	3	0	16	
10	Kiyae' White	1	3	0	0	0	0	0	0	1	2	2	1	0	0	11	
24	Erin Howard	0	2	0	2	0	0	0	2	2	1	0	0	1	2	11	
Totals		32	71	4	18	12	13	14	28	42	17	80	19	16	5	180	

1st FG %:	61.7	41.3%	2nd:	7.1	53.8%	3rd:	11.9	57.9%	4th:	62.2	27.3%	Game:	32.7	45.1%	Deadball	
3FG %:	2.7	28.6%	FT %:	0.0	0.0%	Reb %:	5.4	32.6%	PF:	2.2	50.0%	Rebounds				
FT %:	0.0	0.0%	Reb %:	5.4	32.6%	PF:	3.4	75.0%	Reb %:	5.4	32.6%	PF:	3.4	75.0%	Reb %:	12.3

Officials: Neerita Williams, David Jenkins, Simone Reid
Technical fouls: Nicholls-None; Auburn-None.
Attendance: 2316
Preseason WNIT - First Round

Score by periods	1st	2nd	3rd	4th	Total
Nicholls	10	16	17	16	59
Auburn	23	14	27	16	80

Last FG - NICH 4th-00:29, AU 4th-00:48.
Largest lead - NICH None, AU by 29 4th-00:21.
NICH led for 00:00, AU led for 39:45. Game was tied for 00:14.

Game 3: Nov. 11, 2018 Auburn 79, New Mexico 76

The Pit Albuquerque, N.M.

Preseason WNIT - Quarterfinal

Official Basketball Box Score -- Game Totals -- Final Statistics
Auburn vs New Mexico
11/11/18 2:00 pm at Albuquerque, N.M. - The Pit

Auburn 79 • 3-0

#	Player	Total			3-Ptr			Rebounds			PF	TP	A	T	Bk	Stl	Min
		FG	FGA	FT	FTA	FG	FGA	FT	FTA	Off							
20	Unique Thompson	1	7	13	0	0	5	7	11	19	1	19	0	4	1	35	
00	Daisa Alexander	6	16	4	2	4	2	4	4	14	0	2	0	2	0	28	
05	Emari Jones	9	2	10	1	8	0	1	1	2	5	2	6	0	1	24	
23	Crystal Primm	9	3	7	0	4	2	4	2	10	1	1	0	1	0	32	
33	Janiah McKay	9	6	1	1	6	8	2	19	6	2	0	0	0	0	39	
01	Robyn Benton	1	4	0	0	1	1	2	2	1	2	2	1	1	0	18	
04	Abigayle Jackson	1	1	0	0	0	0	0	0	3	2	0	0	0	0	4	
10	Kiyae' White	0	1	0	0	0	0	0	0	0	0	0	0	0	0	0	
24	Erin Howard	2	4	2	2	0	1	1	2	8	1	1	1	0	0	20	
Team																	
Totals		28	68	4	17	19	25	17	28	45	18	79	11	7	2	201	

Game 4: Nov. 13, 2018
Iowa State 67, Auburn 64
Hilton Coliseum
Ames, Iowa
Preseason WNIT - Semifinal

Official Basketball Box Score -- Game Totals -- Final Statistics
 Auburn vs Iowa State
 11/13/18 6:35 p.m. at Hilton Coliseum - Ames, Iowa

Auburn 64 • 3-1		Total	3-Ptr	Rebounds	FT-FTA		Off Def Tot	PF	TP	A TO Bk Stl	Min		
##	Player	FG-FGA	FG-FGA	FT-FTA	Off	Def	Tot						
00	Daisa Alexander	2-5	0-3	0-0	0	2	2	4	1	2	0	22	
05	Emari Jones	4-9	4-8	3-4	3	4	7	4	15	3	2	39	
20	Unique Thompson	4-7	1-1	0-0	4	10	14	3	19	2	2	36	
23	Crystal Primm	3-7	0-1	1-2	0	1	1	2	0	2	1	34	
33	Janiah McKay	5-14	3-5	1-2	0	5	5	4	14	3	0	36	
01	Robyn Benton	1-6	1-5	0-0	0	0	0	1	3	0	0	19	
04	Abigaily Jackson	1-3	0-1	0-0	0	1	1	2	0	0	0	4	
10	Kiyae White	0-0	0-0	0-0	0	0	0	0	0	0	0	2	
24	Erin Howard	0-1	0-1	0-0	0	0	0	2	0	1	0	8	
Team						6		1					
Totals		23-56	8-24	10-17	9	27	36	22	64	10	16	3	200

1st FG %: 7.14 59.0% 2nd: 7.13 53.8% 3rd: 6.16 33.3% 4th: 6.16 33.3% Game: 23.56 41.5% Deadball
 3FG %: 1.4 25.0% 2.5 40.0% 1.7 14.3% 4.8 50.0% 8-24 33.3% Rebounds
 FT %: 6.3 75.0% 4.6 60.7% 6.0 60.0% 4.8 50.0% 10-17 58.8% 5

Iowa State 67 • 3-0

##	Player	FG-FGA	FG-FGA	FT-FTA	Off	Def	Tot	PF	TP	A TO Bk Stl	Min		
01	Wise, Madison	5-15	3-10	0-0	0	7	7	1	13	1	3	0	40
21	Carleton, Bridget	4-10	1-5	6-10	5	8	13	0	15	8	2	2	40
24	Joens, Ashley	6-16	5-12	1-2	0	2	2	3	18	0	2	1	33
32	Burkhal, Meredith	5-8	0-0	2-2	6	2	8	4	10	0	2	1	30
33	Middleton, Alexa	2-7	0-2	0-0	0	1	1	0	4	2	0	1	26
04	Johnson, Rae	0-1	0-1	0-2	0	1	1	0	1	0	0	1	15
10	Washington, Nia	0-1	0-1	0-0	0	0	0	0	0	0	1	1	1
13	Camber, Adriana	0-1	0-1	1-2	0	0	0	0	1	0	0	0	4
15	Nazewa, Ines	1-2	0-0	3-6	2	3	5	3	5	0	1	0	6
25	Scott, Kristin	0-1	0-0	0-0	1	0	1	0	0	0	0	1	5
Team						2		4					
Totals		23-62	9-32	12-24	16	26	42	13	67	13	5	0	200

1st FG %: 3.3 17.6% 2nd: 6.15 49.6% 3rd: 6.54 42.9% 4th: 6.16 33.3% Game: 23.62 37.1% Deadball
 3FG %: 4.9 59.0% 2.4 40.0% 3.5 50.0% 3.8 37.5% 12-24 50.0% 8

Officials: Brian Hall, Bryan Enteline, Amy Bonner
 Technical fouls: Auburn-None, Iowa State-None.
 Attendance: 9274
 Preseason WNIT - Semifinal
 Fouled out: none

Score by periods	1st	2nd	3rd	4th	Total
Auburn	18	20	7	19	64
Iowa State	13	16	16	22	67

Last FG - AU 4th-00:41, ISU 4th-00:09.
 Largest lead - AU by 15, 2nd-02:26, ISU by 10, 4th-02:21.
 AU led for 28:59, ISU led for 09:19. Game was tied for 01:42.

AMES, Iowa -- A furious comeback by the Auburn women's basketball team fell just short Tuesday night as the Tigers dropped a 67-64 battle at Iowa State in the Preseason WNIT semifinal.

Trailing by 10 with less than two minutes to play, senior Janiah McKay made three straight 3-pointers in less than a minute - the last coming with 41 seconds left - to tie the game at 64-all. But the Tigers were unable to get a shot away in their final two possessions, and a Cyclone layup with 9 seconds to play was the difference.

Sophomore Unique Thompson had her second straight double-double and third of the season with 19 points and 14 rebounds. Emari Jones matched a season-high with 15 points, and McKay's late flurry gave her a 14-point night.

Auburn was playing its third game in five days in three different states and will have traveled over 3,700 miles since Saturday by the time the team returns home Wednesday.

Thompson dominated both ends of the floor in the first half, racking up 16 points and 10 rebounds by halftime. Meanwhile, Iowa State started cold, shooting 18 percent in the first quarter and 28 percent in the first half as the Tigers were able to build an early lead. Auburn led by as many as 15 late in the second quarter before the Cyclones cut the lead to nine at the break, 38-29.

A 3-pointer from Jones to start the second half pushed the Tigers' lead to 12. But from there, the Cyclones caught fire. A 10-0 ISU run cut the lead to two with 6:34 left in the quarter, and a buzzer-beating 3-pointer tied the game at 45-45.

The Cyclones took their first lead nine seconds into the fourth quarter and never trailed again, going on an 8-0 run to push the advantage to 10 points at 64-54 with 2:21 to play. But after a Jones free throw cut the deficit to nine, McKay, who had been quiet most of the night, hit three 3-pointers in a span of 47 seconds to tie the game.

Auburn shot 41.1% for the game, but just 31% in the second half. Meanwhile, Iowa State shot 47% in the second half, including 40% on 3-pointers. The Cyclones won the rebounding battle 42-36, including 16 offensive rebounds which turned into 14 second-chance points.

Game 5: Nov. 25, 2018
Auburn 71, Louisiana-Lafayette 59
Auburn Arena
Auburn, Ala.

Official Basketball Box Score -- Game Totals -- Final Statistics
 Auburn vs Louisiana
 11/25/18 2:00 p.m. at Auburn Arena -- Auburn, Ala.

Louisiana 59 • 2-3

##	Player	FG-FGA	FG-FGA	FT-FTA	Off	Def	Tot	PF	TP	A TO Bk Stl	Min		
05	Mathis,Jomyra	1-9	0-0	2-2	3	3	6	5	4	2	0	23	
11	Goodwin,Skyler	1-4	0-2	0-0	0	3	3	0	2	0	5	0	31
35	Doucet,Ty'Reona	6-15	0-0	1-1	4	9	13	3	13	0	2	2	38
02	Williams,Brandi	9-13	2-7	7-8	0	2	2	15	0	4	0	1	39
15	Morrison,Diamond	3-5	1-3	0-0	0	2	2	3	7	0	3	0	16
04	Rivera,Caroline	0-0	0-0	0-0	0	2	2	0	0	3	0	0	15
10	Courmyer,Andrea	4-8	2-4	0-0	0	2	2	10	4	4	0	7	22
26	Womack,Jazmyne	2-6	0-1	4-5	4	1	5	1	8	0	3	0	16
Team						2		2					
Totals		20-60	5-17	14-16	13	24	37	19	59	6	26	2	200

1st FG %: 4.13 30.8% 2nd: 4.16 25.0% 3rd: 5.19 26.3% 4th: 7.12 58.3% Game: 20.60 34.3% Deadball
 3FG %: 2.6 33.3% 1.4 25.0% 0.3 50.0% 2.4 50.0% 5-17 29.4% Rebounds
 FT %: 3.3 100.0% 4.4 100.0% 6.6 66.7% 3.3 100.0% 14-16 87.5% 2

Auburn 71 • 4-1

##	Player	FG-FGA	FG-FGA	FT-FTA	Off	Def	Tot	PF	TP	A TO Bk Stl	Min		
20	Unique Thompson	7-12	0-0	2-5	3	10	13	3	16	0	4	1	31
00	Daisa Alexander	6-18	1-1	0-0	0	1	1	3	3	6	0	3	26
05	Emari Jones	9-9	1-4	1-1	5	5	10	3	8	2	3	0	37
23	Crystal Primm	4-8	0-1	1-1	0	2	2	4	9	1	3	0	24
33	Janiah McKay	4-10	1-3	4-4	1	1	2	3	13	6	5	0	31
01	Robyn Benton	5-7	2-3	3-4	1	1	2	15	1	0	0	2	24
04	Abigaily Jackson	2-4	1-2	0-0	0	4	2	5	1	0	3	0	14
10	Kiyae White	0-1	0-0	0-0	0	0	0	0	0	1	0	0	6
05	Natalie Kelly	1-2	0-0	0-2	0	0	0	0	2	0	1	0	4
Team						4		1					
Totals		27-61	6-14	11-17	12	26	38	20	71	19	22	5	200

1st FG %: 7.16 43.8% 2nd: 6.13 46.2% 3rd: 6.13 46.2% 4th: 8.19 42.1% Game: 27.61 44.3% Deadball
 3FG %: 1.2 50.0% 1.2 50.0% 1.4 25.0% 3.4 50.0% 6-14 42.9% Rebounds
 FT %: 3.3 100.0% 4.4 100.0% 6.6 66.7% 4.4 100.0% 11-17 64.7% 4,1

Officials: Beverly Roberts, Cameron Inouye, Bill Larance
 Technical fouls: Louisiana-None, Auburn-None.
 Attendance: 1488

Score by periods	1st	2nd	3rd	4th	Total
Louisiana	13	13	14	19	59
Auburn	17	17	14	23	71

Last FG - LA 4th-01:25, AU 4th-00:24.
 Largest lead - LA None, AU by 16, 4th-06:20.
 LA led for 00:00, AU led for 39:32. Game was tied for 00:27.

AUBURN -- Returning to the court for the first time in 12 days, the Auburn women's basketball team picked up a 71-59 victory over Louisiana-Lafayette at Auburn Arena on Sunday afternoon.

The win was the 10th straight home non-conference victory for Auburn (4-1), dating back to the 2016-17 season.

Sophomore Unique Thompson recorded her third straight double-double and fourth of the season grabbing 13 rebounds while dropping 16 points; she also led the team with four steals.

Freshman Robyn Benton added 15 points going 2-for-3 from beyond the 3-point line. Senior Janiah McKay finished with 13 points and six assists. Emari Jones had eight points and a career-high 10 rebounds, and Daisa Alexander finished with a career-high eight assists.

Auburn jumped out to a quick 15-5 lead behind five points apiece from Thompson and Benton in the opening five minutes. Louisiana (2-3) answered back to cut the Tigers' lead to four at 17-13 after the first quarter. Auburn again pushed ahead by as many as 12 following a Benton jumper with 59 seconds remaining in the half. Louisiana hit a late pair of free throws to cut the Auburn advantage to eight at the half, 34-26.

After the two teams exchanged buckets for much of the 3rd period, the Tigers began to pull away in the fourth quarter opening on an 11-3 run to increase their lead to as much as 16 points at 61-45 with just over five minutes to play. But the Cajuns answered back with a 16-5 run of their own to cut the Auburn lead to as little as five points with 1:25 to play. Auburn would force five turnovers in the last 85 seconds and took advantage of free-throw opportunities to seal the win.

The Tigers forced a season-best 26 turnovers, scoring 27 points on those takeaways. Auburn shot 44.3 percent from the floor and held the Cajuns to 33.3 percent.

Louisiana was paced by Ty'Reona Doucet, who finished with 13 points along with 13 rebounds. Brandi Williams finished with 15 points for the Ragin' Cajuns.

Game 6: Nov. 28, 2018
Auburn 77, Xavier (La.) 58
Convocation Center
New Orleans, La.

Official Basketball Box Score -- Game Totals -- Final Statistics
 Auburn vs Xavier (N.O.)
 11/28/18 6:00 pm at New Orleans, La.

Auburn 77 • 5-1

##	Player	FG-FGA	FG-FGA	FT-FTA	Off	Def	Tot	PF	TP	A TO Bk Stl	Min			
20	Unique Thompson	6-10	0-0	3-4	3	5	8	2	15	0	1	1	31	
00	Daisa Alexander	5-9	3-3	0-0	0	3	3	6	2	13	5	1	30	
05	Emari Jones	6-12	4-6	0-0	0	3	3	16	2	2	1	1	29	
23	Crystal Primm	0-1	0-0	4-6	1	2	3	4	1	1	0	1	22	
33	Janiah McKay	4-7	0-2	1-3	0	0	0	9	7	4	0	2	28	
01	Robyn Benton	2-5	1-2	0-2	3	2	5	1	5	3	1	0	19	
02	Brooke Moore	1-9	1-6	0-0	0	1	1	0	3	1	0	0	13	
04	Abigaily Jackson	3-3	0-0	0-0	1	0	1	0	6	0	1	2	10	
10	Kiyae White	0-3	0-0	0-0	2	1	3	2	0	2	0	0	15	
24	Erin Howard	2-6	1-5	0-0	0	1	1	0	2	1	1	0	14	
05	Natalie Kelly	0-1	0-0	1-2	1	0	1	1	0	1	0	1	7	
Team						4		4						
Totals		29-66	10-24	9-17	14	20	34	16	77	22	14	5	14	200

1st FG %: 3.13 41.3% 2nd: 8.15 33.3% 3rd: 9.17 42.9% 4th: 9.17 42.9% Game: 29.68 43.9% Deadball
 3FG %: 2.4 33.3% 3.7 42.9% 1.6 50.0% 2.5 40.0% 10-24 41.7% Rebounds
 FT %: 2.4 75.0% 1.4 25.0% 3.4 50.0% 2.3 66.7% 9-17 52.9% 3

Xavier (N.O.) 58 • 7-3

##	Player	FG-FGA	FG-FGA	FT-FTA	Off	Def	Tot	PF	TP	A TO Bk Stl	Min		
24	Smith, Gina	7-11	0-0	0-0	1	0	1	1	2	0	0	0	18
35	Duncan, Kyia	4-5	0-0	0-0	2	5	7	3	6	0	4	0	17
03	Hill, Jas	4-12	3-5	0-0	1	1	2	13	1	5	0	3	23
14	Virgil, Da'Jha	3-1	3-2	0-0	0	1	1	1	3	3	0	0	20
15	Wells, Essence	0-3	0-2	0-2	0	1	1	3	2	2	0	1	23
04	Trench, Myra	1-2	0-										

Game 7: Dec. 2, 2018
Auburn 95, Oklahoma 79
Auburn Arena
Auburn, Ala.
SEC/Big 12 Challenge

Official Basketball Box Score -- Game Totals -- Final Statistics
 Oklahoma vs Auburn
 12/02/18 3:00 pm at Auburn Arena -- Auburn, Ala.

Oklahoma 79 • 2-5		Total		3-Pr		Rebounds		PF		TP		A TO Blk Stl		Min
##	Player	FG	FGA	FT	FTA	Off	Def	PF	TP	A	TO	Blk	Stl	Min
33	Slymper,Mandy	3-6	0-0	2-3	5	6	4	2	0	1	2	7		27
25	Williams,Madi	4-9	0-0	2-5	11	16	2	0	4	1	2	3		38
14	Pellington,Shaina	3-10	0-2	5-6	1	4	5	2	11	4	6	0	3	27
30	Robertson,Taylor	9-18	7-15	2-4	5	4	2	2	2	0	1	0	1	38
32	Veitenheimer,Tatum	3-5	1-2	1-3	0	1	1	2	8	3	6	0	2	35
00	Murcer,Jessi	5-9	2-4	3-4	1	0	1	2	15	1	0	1	0	20
21	Lampkin,Nydia	1-4	0-0	0-0	3	1	4	1	2	0	1	0	1	14
24	Odumbe,Jyema	0-0	0-0	0-0	0	0	1	0	0	1	0	0	1	1
Team					2	1	3							
Totals		28-61	10-23	13-26	14	25	39	17	79	14	21	2	10	200

1st FG %: 10-21 47.6% 2nd: 3-11 27.3% 3rd: 7-13 53.8% 4th: 9-16 56.3% Game: 28-61 45.9% Deadball
 3PT %: 0-0 0.0% 5-8 62.5% 5-8 62.5% 3-4 75.0% 10-12 83.3% Rebounds: 6,1

Auburn 95 • 6-1		Total		3-Pr		Rebounds		PF		TP		A TO Blk Stl		Min
##	Player	FG	FGA	FT	FTA	Off	Def	PF	TP	A	TO	Blk	Stl	Min
20	Unique Thompson	4-7	0-0	6-8	5	12	17	1	14	3	3	0	1	30
00	Daisa Alexander	9-15	3-7	2-2	0	5	5	1	19	5	3	0	2	30
05	Emari Jones	6-11	4-9	0-0	0	3	2	16	1	2	0	2	35	
23	Crystal Primm	6-11	0-0	2-3	2	3	4	14	1	2	1	3	26	
33	Janiah McKay	3-11	0-0	0	1	1	4	6	1	1	0	1	29	
01	Robyn Benton	5-7	4-5	0-0	0	0	1	14	0	0	0	2	15	
02	Brooke Moore	2-5	2-5	0-0	1	0	1	6	1	0	0	0	11	
04	Abigayle Jackson	1-0	0-0	0	1	3	4	2	0	0	0	0	9	
10	Kiyae' White	1-2	0-0	0-0	1	0	1	2	0	0	0	0	3	
24	Erin Howard	2-4	0-1	0-0	2	4	1	4	3	0	0	1	11	
35	Natalie Kelly	0-0	0-0	0-0	0	0	0	0	0	0	0	0	1	
Team					0	0	0							
Totals		36-74	13-29	10-13	13	26	39	18	95	15	12	1	12	200

1st FG %: 7-18 38.9% 2nd: 10-19 52.6% 3rd: 8-20 40.0% 4th: 11-17 64.7% Game: 36-74 48.8% Deadball
 3PT %: 3-7 42.9% 2-7 28.6% 0-0 0.0% 5-8 62.5% 10-13 76.9% Rebounds: 3

Officials: Jesse Dickinson, Amy Bonner, Brian Garland
 Technical fouls: Oklahoma-None, Auburn-None.
 Attendance: 1877
 2018 SEC/Big 12 Challenge

Score by periods	1st	2nd	3rd	4th	Total
Oklahoma	24	6	23	26	79
Auburn	17	27	19	32	95

Last FG - OU 4th-00:14, AU 4th-00:25.
 Largest lead - AU by 6 1st-01:21, AU by 22 3rd-08:08.
 Game tied for 10:00, AU led for 29:12, Game was tied for 00:13.

Points	In	Off	2nd	Fast
Paint	Point	T/O	Chance	Break
OU	30	10	11	6
AU	40	25	11	6

Score tied - 1 time.
 Lead changed - 3 times.

Game 8: Dec. 6, 2018
Auburn 81, St. Joseph's 70
Hagan Arena
Philadelphia, Pa.

Official Basketball Box Score -- Game Totals -- Final Statistics
 Auburn vs Saint Joseph's
 12/06/18 7:00 pm at Hagan Arena -- Philadelphia, Pa.

Auburn 81 • 7-1		Total		3-Pr		Rebounds		PF		TP		A TO Blk Stl		Min
##	Player	FG	FGA	FT	FTA	Off	Def	PF	TP	A	TO	Blk	Stl	Min
20	Unique Thompson	5-10	0-0	2-4	2	4	6	2	12	4	2	0	2	34
00	Daisa Alexander	5-10	3-5	3-4	0	2	2	1	16	2	1	0	1	34
05	Emari Jones	2-4	0-0	0-1	1	2	3	0	4	1	0	0	0	33
12	Crystal Primm	5-6	0-0	4-4	1	3	4	0	14	2	2	0	1	27
33	Janiah McKay	6-10	0-2	9-10	0	1	1	21	4	0	0	0	4	28
01	Robyn Benton	0-0	0-0	0	1	0	1	0	0	0	0	0	0	6
02	Brooke Moore	4-9	2-5	0-0	0	2	2	0	10	0	0	0	0	12
04	Abigayle Jackson	0-1	0-0	0	1	2	2	0	0	0	0	0	0	5
10	Kiyae' White	2-3	0-0	0	2	2	4	0	2	4	0	0	0	10
24	Erin Howard	0-1	0-0	0-0	0	0	0	1	0	1	0	0	0	10
35	Natalie Kelly	0-0	0-0	0-0	0	0	0	0	0	0	0	0	0	1
Team					1	4	5							
Totals		29-54	5-12	18-23	9	21	30	9	81	13	10	0	9	200

1st FG %: 13-17 76.5% 2nd: 4-15 26.7% 3rd: 6-11 54.5% 4th: 6-11 54.5% Game: 29-54 53.7% Deadball
 3PT %: 3-3 100.0% 3-4 75.0% 4-4 100.0% 10-12 83.3% Rebounds: 4

Saint Joseph's 70 • 3-6		Total		3-Pr		Rebounds		PF		TP		A TO Blk Stl		Min
##	Player	FG	FGA	FT	FTA	Off	Def	PF	TP	A	TO	Blk	Stl	Min
33	Katie Mayock	4-7	0-0	0-0	5	4	9	1	8	2	1	1	1	30
35	Michala Clay	2-5	0-0	0-0	1	0	1	0	4	3	1	0	0	9
04	Kristalyn Balsden	9-15	3-5	0-0	0	0	0	4	9	3	0	0	0	23
12	Alyssa Monaghan	6-14	6-14	0-0	1	0	1	3	18	5	3	0	0	39
14	Katie Jekot	3-8	3-7	0-0	1	3	4	2	9	1	2	0	1	22
01	Whisper Fisher	4-4	0-0	3-4	3	2	5	1	11	1	1	0	1	19
02	Lola Roig	3-5	1-2	0-2	0	0	0	2	7	3	5	0	1	18
03	Nailah Delnois	2-8	0-2	0-0	0	4	4	1	4	2	0	0	0	22
13	Mary Sheehan	0-5	0-2	0-0	1	2	0	0	1	1	0	0	0	18
Team					2	2	0							
Totals		27-61	13-32	3-6	14	16	30	14	70	21	14	1	4	200

1st FG %: 6-16 37.5% 2nd: 5-17 29.4% 3rd: 10-14 71.4% 4th: 6-14 42.9% Game: 27-61 44.3% Deadball
 3PT %: 4-9 44.4% 3-11 27.3% 3-5 60.0% 5-7 71.4% Rebounds: 4

Officials: John Capolino, Ed Sidlasky, Karen Preato
 Technical fouls: Auburn-None, Saint Joseph's-None.
 Attendance: 443

Score by periods	1st	2nd	3rd	4th	Total
Auburn	20	12	17	22	81
Saint Joseph's	16	14	25	15	70

Last FG - AU 4th-00:52, SJU 4th-01:18.
 Largest lead - AU by 16 1st-00:30, SJU by 2 1st-08:19.
 AU led for 38:03, SJU led for 00:45, Game was tied for 00:19.

Points	In	Off	2nd	Fast
Paint	Point	T/O	Chance	Break
AU	36	20	5	14
SJU	26	4	7	22

Score tied - 1 time.
 Lead changed - 4 times.

Game 9: Dec. 16, 2018
Auburn 73, Samford 46
Auburn Arena
Auburn, Ala.

Official Basketball Box Score -- Game Totals -- Final Statistics
 Samford vs Auburn
 12/16/18 2:00 pm at Auburn Arena -- Auburn, Ala.

Samford 46 • 3-8		Total		3-Pr		Rebounds		PF		TP		A TO Blk Stl		Min
##	Player	FG	FGA	FT	FTA	Off	Def	PF	TP	A	TO	Blk	Stl	Min
35	Fitzgerald,Samantha	0-3	0-1	0-0	0	0	0	0	0	0	2	0	0	9
45	Armstrong,Natalie	5-10	0-0	0-0	7	9	16	4	10	0	3	1	0	32
11	Serru,Paije	1-3	1-3	0-0	0	1	1	0	3	0	0	0	1	16
12	Brown,Charity	3-4	3-3	0-0	0	4	4	3	9	7	5	0	2	14
31	Williams,Cassidy	0-3	0-3	0-0	0	1	1	0	0	0	0	0	0	24
03	Battle,Shauntai	5-11	1-2	0-0	2	2	2	11	6	1	1	1	1	32
15	Hill,TaNaisha	1-7	0-4	0-0	1	1	2	4	2	3	3	0	0	22
21	Allen,Katie	3-7	3-5	0-0	0	1	1	2	9	1	5	0	3	27
22	Omar,Raven	0-2	0-1	0-0	0	1	1	2	0	3	0	0	0	16
32	Cronier,Olivia	1-1	0-0	0-0	0	3	0	2	0	0	0	0	0	8
Team					1	4	5							
Totals		19-51	7-21	1-2	9	27	36	20	46	16	29	2	7	200

1st FG %: 4-14 28.6% 2nd: 4-13 30.8% 3rd: 3-8 37.5% 4th: 8-16 50.0% Game: 19-51 37.3% Deadball
 3PT %: 0-0 0.0% 1-3 33.3% 3-3 100.0% 5-9 55.6% Rebounds: 1,1

Auburn 73 • 8-1		Total		3-Pr		Rebounds		PF		TP		A TO Blk Stl		Min
##	Player	FG	FGA	FT	FTA	Off	Def	PF	TP	A	TO	Blk	Stl	Min
20	Thompson,Unique	7-27	0-0	1-2	0	6	6	0	5	0	1	1	3	23
00	Alexander,Daisa	6-13	1-5	3-3	2	3	5	0	16	2	1	0	3	31
05	Jones,Emari	2-5	2-3	2-2	0	2	3	8	0	3	0	0	1	29
23	Primm,Crystal	6-10	0-0	3-4	1	1	2	1	9	2	3	2	0	20
33	McKay,Janiah	4-12	1-2	7-8	1	3	4	0	20	4	2	0	4	26
01	Benton,Robyn	6-10	2-4	0-0	2	1	3	1	10	0	0	0		

Game 10: Dec. 18, 2018

Auburn 84, Coastal Carolina 78

Myrtle Beach Convention Center Myrtle Beach, S.C.

Carolinas Challenge

Official Basketball Box Score -- Game Totals -- Final Statistics
Auburn vs Coastal Carolina
 12-18-18 6:15 p.m. at Myrtle Beach (SC) Convention Center

Auburn 84 • 9-1		Total		3-Ptr		Rebounds		PF		TP		A TO Bk Stl		Min	
##	Player	FG	FGA	FT	FTA	Off	Def	Tot	Pf	Tp	A	To	Bk	Stl	Min
00	Daisa Alexander	1-4	1-2	0-0	0-0	0	0	0	0	3	2	2	0	0	11
05	Emari Jones	5-13	4-11	2-2	2-2	4	2	6	16	0	0	0	0	3	37
20	Unique Thompson	5-7	0-0	1-3	7	0	7	5	11	0	1	0	0	0	21
23	Crystal Primm	3-8	0-0	8-10	2	4	6	3	14	1	3	0	0	0	25
33	Janiah McKay	7-13	0-4	7-9	0	2	2	21	4	5	0	1	33	0	37
01	Robyn Benton	1-9	1-4	2-2	0	1	1	4	5	2	0	0	0	1	25
02	Brooke Moore	2-6	1-4	0-0	1	1	4	0	2	1	0	0	0	0	14
04	Abigaily Jackson	1-1	0-0	1-1	1	2	5	3	0	1	0	0	0	0	9
10	Kiyae White	1-2	0-0	0-0	0	0	0	1	2	0	0	0	0	1	3
24	Erin Howard	2-4	0-2	0-0	1	3	4	2	4	0	0	0	0	0	14
35	Natalie Kelly	0-0	0-0	0-0	0	1	1	0	0	0	2	0	0	0	8
	Team					1	2	3							
	Totals	28-67	7-27	21-27	17	19	36	23	84	11	15	0	8	200	

1st FG %:	7.0	35.0%	2nd:	7.1	41.2%	3rd:	8.1	47.1%	4th:	6.3	46.2%	Game:	28.67	41.8%	Deadball	
3FG %:	0.6	33.3%	3.1:	27.3%	3.1:	28.6%	3.1:	29.0%	3.1:	27.3%	3.1:	27.3%	3.1:	27.3%	3.1:	27.3%
FT %:	1.1	100.0%	0.9:	100.0%	0.9:	100.0%	0.9:	100.0%	0.9:	100.0%	0.9:	100.0%	0.9:	100.0%	0.9:	100.0%

Coastal Carolina 78 • 7-2		Total		3-Ptr		Rebounds		PF		TP		A TO Bk Stl		Min	
##	Player	FG	FGA	FT	FTA	Off	Def	Tot	Pf	Tp	A	To	Bk	Stl	Min
02	BLANDING, Breylin	1-3	0-2	2-3	0	2	2	0	4	1	4	0	0	0	35
03	CASH, Torrie	0-5	0-3	0-0	0	1	1	4	0	3	4	0	0	0	25
20	CAMP, Janae	1-1	0-0	0-0	2	3	5	4	2	0	3	0	1	0	23
23	ROCHE, Caitlin	10-24	5-16	1-2	2	1	3	4	26	0	0	0	0	0	34
30	HAMILTON, Naheria	6-8	0-0	5-6	7	7	14	4	17	0	1	0	0	0	34
01	VISIONE, Mery	1-1	0-0	0-0	0	1	1	0	2	1	1	0	0	0	5
04	DAVIS, Tiara	0-3	0-2	2-2	0	1	0	2	0	0	0	0	0	1	6
14	WEST, Kaylin	0-0	0-0	0-0	0	0	0	0	0	0	0	0	0	0	2
01	WILLIAMS, DJ	8-12	0-1	9-13	4	3	7	4	25	5	0	5	24	0	24
21	BLOUNT, Ash	0-1	0-1	0-0	0	2	0	0	0	0	0	0	0	0	1
40	WILLIAMS, Jamie	0-0	0-0	0-0	0	0	0	0	0	0	0	0	0	0	2
54	DAVIS, Aislee	0-1	0-0	0-0	0	1	1	0	2	0	1	1	0	0	7
	Team					1	3	4							
	Totals	27-59	5-25	19-26	16	25	41	23	78	10	23	1	7	200	

1st FG %:	5.1	45.5%	2nd:	7.1	46.7%	3rd:	9.1	69.0%	4th:	6.8	33.3%	Game:	27.59	45.8%	Deadball	
3FG %:	2.4	33.3%	0.9:	27.3%	0.9:	28.6%	0.9:	28.6%	0.9:	27.3%	0.9:	27.3%	0.9:	27.3%	0.9:	27.3%
FT %:	4.4	100.0%	4.0:	100.0%	4.0:	100.0%	4.0:	100.0%	4.0:	100.0%	4.0:	100.0%	4.0:	100.0%	4.0:	100.0%

Score by periods	1st	2nd	3rd	4th	Total
Auburn	17	21	24	22	84
Coastal Carolina	16	23	22	17	78

Officials: Roy Gulbeyan, Meadow Overstreet, Eusebio Silva
 Technical fouls: Auburn-None, Coastal Carolina-None.
 Attendance: 2018 CAROLINAS CHALLENGE

Score tied - 7 times.
 Lead changed - 17 times.

Fast FG - AU 4th-02:50, CCU 4th-00:17.
 Largest lead - AU by 8 4th-02:32, CCU by 7 2nd-05:34.
 AU led for 16:50, CCU led for 20:33, Game was tied for 02:30.

MYRTLE BEACH, S.C. -- The Auburn women's basketball team overcame foul trouble and a hot-shooting Coastal Carolina team to earn an 84-78 win Tuesday night in the Carolinas Challenge at the Myrtle Beach Convention Center.

The Tigers (9-1) extended their winning streak to six games, but it was not without anxious moments as Auburn lost two post players to fouls in the fourth quarter and had to overcome the Chanticleers (7-2), who hovered near 50-percent shooting most of the night and had two players score 25-plus.

Janiah McKay led Auburn for the third straight game with 21 points, scoring 15 in the first half and salting the game away in the fourth quarter at the free-throw line. Emari Jones had 16 points, knocking down four 3-pointers, and Crystal Primm had a 14-point night, all coming in the second half.

The Tigers trailed at the half for the first time this season as CCU took a 39-38 lead to the break. The lead changed hands 10 times in a first half that saw Auburn attempt 17 3-pointers while Coastal drove to the basket, drew fouls, and made a living at the free-throw line (13-of-16). McKay and Jones combined for 26 of Auburn's 38 points in the half while Thompson, Primm, Jackson and Benton dealt with foul trouble.

The lead changed hands seven more times in the second half with Coastal extending its lead to as many as seven points at 46-39 with 7:51 to play in the third quarter. But the Tigers kept chipping away, and a steal and fast-break layup by Emari Jones just before the buzzer gave Auburn a 62-61 lead after three periods.

Coastal hit a 3-pointer to move back ahead with 8:00 to play, but a layup from Primm and a pair of free throws from Robyn Benton gave the Tigers a 66-64 lead; Auburn would never trail again. With both teams in the bonus and multiple players dealing with foul trouble - Auburn had two players foul out, and Coastal had five players with four fouls when the game ended - free throws were at a premium. Auburn made 10-of-13 attempts in the final period while Coastal was just 4-of-8.

Game 11: Dec. 20, 2018

Auburn 86, North Carolina 81 (OT)

Myrtle Beach Convention Center Myrtle Beach, S.C.

Carolinas Challenge

Official Basketball Box Score -- Game Totals -- Final Statistics
Auburn vs North Carolina
 12-20-18 6:30 p.m. at Myrtle Beach (SC) Convention Center

Auburn 86 • 10-1		Total		3-Ptr		Rebounds		PF		TP		A TO Bk Stl		Min	
##	Player	FG	FGA	FT	FTA	Off	Def	Tot	Pf	Tp	A	To	Bk	Stl	Min
00	Daisa Alexander	3-12	0-3	0-0	0	4	5	2	6	1	4	0	4	31	
05	Emari Jones	3-12	1-8	0-0	3	0	3	0	7	1	2	1	2	38	
20	Unique Thompson	10-18	0-0	1-3	11	7	18	2	21	1	1	3	4	43	
23	Crystal Primm	9-12	0-0	3-0	0	3	2	19	0	4	1	4	30		
33	Janiah McKay	5-18	1-4	10-13	1	3	4	3	21	4	2	0	4	37	
01	Robyn Benton	1-5	0-1	0-0	0	0	0	2	2	1	0	0	0	11	
02	Brooke Moore	2-5	2-4	0-0	0	0	0	0	6	0	0	0	0	8	
03	Erica Sanders	0-0	0-0	2-2	0	2	4	2	0	1	0	0	0	11	
04	Abigaily Jackson	1-1	0-0	0-0	0	0	0	2	0	0	1	0	0	2	
24	Erin Howard	1-2	1-2	0-0	0	1	1	0	3	0	0	0	2	14	
	Team					4	2	6							
	Totals	34-85	5-22	13-18	25	21	46	17	86	8	15	3	20	225	

1st FG %:	9.2	38.1%	2nd:	6.20	30.0%	3rd:	6.17	35.3%	4th:	9.14	64.3%	Game:	34.85	50.0%	Deadball	
3FG %:	2.6	33.3%	1.5:	20.0%	1.7:	14.3%	1.3:	33.3%	5.2:	22.7%	1.3:	13.8	27.2%	2.1:		
FT %:	0.0	0.0%	0.5:	66.0%	0.0:	0.0%	0.0:	0.0%	0.0:	0.0%	0.0:	0.0%	0.0:	0.0%	0.0:	0.0%

North Carolina 81 • 8-5		Total		3-Ptr		Rebounds		PF		TP		A TO Bk Stl		Min	
##	Player	FG	FGA	FT	FTA	Off	Def	Tot	Pf	Tp	A	To	Bk	Stl	Min
00	BENNETT, Shayla	7-12	2-6	3-3	0	3	3	2	19	8	8	0	1	43	
01	KOENEY, Taylor	6-11	1-3	0-0	3	3	6	3	13	2	6	2	1	45	
04	JOINES, Jocelyn	0-2	0-0	0-0	1	3	4	2	0	1	2	0	0	16	
05	WATTS, Stephanie	6-13	4-9	0-0	2	7	9	4	16	3	5	1	2	45	
44	BALLEW, Janelle	4-7	0-1	0-0	2	2	4	5	8	0	1	0	23		
20	CHURCH, Leah	1-2	1-2	2-2	0	0	0	3	5	2	1	0	0	18	
22	KEA, Paris	6-12	1-5	3-4	0	4	4	0	16	4	0	3	2	25	
30	MURRAY, Jaelynn	2-3	0-0	0-0	0	1	1	0	4	1	4	2	1	10	
	Team					11	29	40	81	20	27	4	7	225	

1st FG %:	9.15	60.0%	2nd:	4.10	40.0%	3rd:	7.14	50.0%	4th:	8.15	53.3%	Game:	32.62	51.6%	Deadball	
3FG %:	1.4	25.0%	0.0:	0.0%	0.0:	0.0%	0.0:	0.0%	9.26	34.6%	0.0:	0.0%	8.9	88.9%	0	
FT %:	2.2	100.0%	0.0:	0.0%	1.1	100.0%	0.0:	0.0%	0.0:	0.0%	0.0:	0.0%	0.0:	0.0%	0.0:	0.0%

Score by periods	1st	2nd	3rd	4th	OT	Total
Auburn	18	16	15	22	11	82
North Carolina	21	8	17	23	12	81

Officials: Eric Brewster, Bruce Morris and Erica Camarota
 Technical fouls: Auburn-None, North Carolina-None.
 Attendance: 2018 CAROLINAS CHALLENGE

Score tied - 7 times.
 Lead changed - 6 times.

Fast FG - AU OT-00:45, NC OT-00:08.
 Largest lead - AU by 11 3rd-05:37, NC by 5 2nd-09:42.
 AU led for 29:07, NC led for 12:17, Game was tied for 02:27.

MYRTLE BEACH, S.C. -- Janiah McKay and Unique Thompson both scored 21 points, and the Auburn women's basketball team fought back from a late deficit to earn an 86-81 overtime victory over North Carolina Thursday night in the Carolinas Challenge.

Trailing for most of the fourth quarter, Auburn hit their final four shots of the half and forced the extra period when McKay found Robyn Benton for a layup with 10 seconds to play to tie the score at 69-69. The Tigers (10-1) never trailed in overtime, getting nine points and a huge late steal from McKay to win their seventh in a row.

Auburn led by as many as 11 points in the third quarter, but the Tar Heels (8-5) chipped away, including a 7-0 run to end the quarter, to bring the deficit down to one point headed to the fourth. UNC took its first lead of the half with 5:26 to play in the 3rd quarter to tie it 56-54.

Auburn never led again in regulation, but after a missed UNC free throw led to Benton's layup with 10 seconds left, the Tigers never trailed in overtime. UNC threatened late, hitting a pair of 3-pointers in the final minute, but McKay sank five free throws over the final 44 seconds to salt away the win.

Thompson had 18 rebounds to go along with her 21 points, picking up her sixth double-double of the season. Crystal Primm - the Duke transfer playing against her former team's archrival - scored a career-high 18 points on 9-of-12 shooting while adding six rebounds and four steals.

Senior Erica Sanders also scored her first two points of the season on a pair of free throws in overtime. She missed the first nine games with an injury but made her presence felt on the defensive end in this game with three rebounds in 11 minutes of action.

Auburn saw its trademark high-intensity defense pay dividends as the Tigers turned 27 North Carolina turnovers into 38 points. None was bigger than a steal by

Game 13: Dec. 29, 2018
Auburn 83, Alabama State 50
Auburn Arena
Auburn, Ala.

Official Basketball Box Score -- Game Totals -- Final Statistics
Alabama State vs Auburn
12/29/18 12:00 pm at Auburn Arena -- Auburn, Ala.

Alabama State 50 • 1-10		Total	3-Ptr	Rebounds			Points			Fouls				
##	Player	FG	FGA	FT	FTA	Off	Def	TP	P	A	To	Blk	Stl	Min
00	Emmanuel, Ayana	2-5	2-3	4-4	0	2	2	10	2	4	0	1	20	
05	Nelson, Aliyah	0-4	0-0	0-0	2	0	2	3	0	0	1	0	16	
21	Ward, Shmya	5-12	0-0	2-3	3	7	10	12	0	5	0	0	31	
02	Smith, Amani	0-0	0-0	0-0	0	0	2	0	0	4	0	0	8	
03	Crawford, Jayla	1-6	1-3	3-4	1	2	3	6	1	2	0	0	16	
01	Rudolph, Tyeisha	1-4	0-1	0-0	0	5	5	2	0	2	0	0	15	
10	Lee, Courtney	1-3	0-2	0-0	0	1	4	2	2	0	1	23		
15	Berry, Kaeani	1-3	0-0	2-2	0	0	2	4	0	0	0	0	7	
22	Aikerson, Taylor	2-4	1-3	3-3	0	2	2	1	8	1	2	0	15	
23	Gibson, Areleatha	1-3	1-2	2-2	0	0	0	3	5	1	0	0	18	
35	Clark, Zomora	0-1	0-0	1-2	2	3	5	4	1	1	0	0	20	
54	Chapman, Tatyana	0-2	0-0	0-0	1	1	2	2	0	0	1	1	11	
Team				3-3		6		2		1		1		200
Totals		14-47	5-14	17-20	12	26	38	28	50	9	24	1	2	200

1st FG %:	3-15	13.3%	4th:	45.0%	3rd:	1-3	14.3%	4th:	7-15	46.7%	Game:	14-47	29.8%	Deadball
3Pt %:	1-3	33.3%	2-6	33.3%	0-2	0.0%	2-3	66.7%	5-14	35.7%	Rebounds			
FT %:	6-0	0.0%	5-5	100.0%	7-10	70.0%	5-5	100.0%	17-20	85.0%	2.1			

Auburn 83 • 12-1

Auburn 83 • 12-1		Total	3-Ptr	Rebounds			Points			Fouls				
##	Player	FG	FGA	FT	FTA	Off	Def	TP	P	A	To	Blk	Stl	Min
20	Unique Thompson	2-3	0-0	2-2	4	4	8	2	6	2	1	3	3	20
00	Daisa Alexander	3-9	2-5	1-3	0	1	1	0	9	0	1	2	19	
09	Emari Jones	0-1	0-1	0-0	1	0	1	0	0	1	0	0	2	
23	Crystal Primm	3-4	0-0	6-8	2	2	4	1	12	2	1	0	34	
33	Janiah McKay	0-6	0-0	7-7	0	1	1	2	7	3	0	0	21	
01	Robyn Benton	3-10	2-7	3-4	1	1	11	0	0	0	0	0	22	
02	Brooke Moore	6-15	5-13	6-6	0	1	1	23	2	0	0	1	23	
03	Erica Sanders	0-0	0-0	0-0	4	2	6	1	0	1	1	0	3	
04	Abigayle Jackson	0-0	0-0	1-1	1	1	1	1	1	1	0	0	11	
10	Kiyae' White	1-4	0-0	2-3	3	1	4	2	4	0	0	0	11	
24	Erin Howard	2-13	1-9	0-0	2	5	7	3	5	2	1	2	29	
25	Natalie Kelly	0-0	0-0	1-2	0	0	3	1	1	0	1	0	8	
Team				1-2		11		2		1		1		200
Totals		22-70	10-35	29-36	21	42	18	83	12	6	9	1	7	200

1st FG %:	3-15	20.0%	2nd:	7-17	41.2%	3rd:	6-21	28.6%	4th:	6-17	35.3%	Game:	22-70	31.4%	Deadball
3Pt %:	1-1	22.2%	3-8	37.5%	0-0	0.0%	0-11	0.0%	2-6	33.3%	2.1				
FT %:	6-8	75.0%	7-8	87.5%	9-11	81.8%	9-11	81.8%	29-36	80.6%	7.1				

Officials: Tina Napier, Carla Fountain, Frank Steratore
 Technical fouls: Alabama State-Clark, Zomora. Auburn-None.
 Attendance: 1868

Score by periods	1st	2nd	3rd	4th	Total
Alabama State	5	15	9	21	50
Auburn	13	24	22	24	83

Last FG - ALST 4th-00:30, AU 4th-01:14.
 Largest lead - ALST None, AU by 37 4th-01:14.
 ALST led for 00:00, AU led for 37:53. Game was tied for 01:53.

AUBURN -- Freshman Brooke Moore scored a career-high 23 points, and the Auburn women's basketball team pulled away early and cruised to an 83-50 victory over Alabama State to close out non-conference play Saturday at Auburn Arena.

The Tigers (12-1), who entered Saturday's game at No. 20 in the latest NCAA RPI with a pair of top-50 wins, will enter SEC play on a nine-game winning streak, their longest since 2012-13. Auburn also finished off a perfect month of December for the second straight season.

Despite shooting a season-low 31.4 percent from the field, the Tigers hit 10 3-pointers and found other ways to score, going 29-of-36 (80.6%) at the free-throw line. It marked the most free throws made in a game by Auburn since 2008.

Moore's 23 points – the most by an Auburn player this season – came on five 3-point field goals, one two-point and six free throws. Crystal Primm added 12 points, and Robyn Benton scored 11 off the bench. Unique Thompson pulled down a team-leading eight rebounds despite playing just 20 minutes. Freshman Erin Howard tied a career-high with seven rebounds for the second straight game.

Auburn scored 34 points off 24 Alabama State turnovers and got 49 points from the bench, which played its most minutes of the season. The Tigers out-rebounded ASU 42-38 and had 17 steals – three apiece from Thompson, Primm and Erica Sanders.

For the second straight game, Auburn never trailed. The Tigers jumped out to a quick 8-0 lead and led 13-5 at the end of one quarter. That turned into a 37-20 halftime lead after a half-court heave from Moore beat the buzzer.

Auburn would outscore the Hornets 22-9 in the third quarter to take a 59-29 lead to the final period. The Tigers would then empty the bench in the fourth, getting double-digit minutes from six of seven bench players.

Game 14: Jan. 3, 2019
#10 Tennessee 78, Auburn 69
Auburn Arena
Auburn, Ala.

Official Basketball Box Score -- Game Totals -- Final Statistics
Tennessee vs Auburn
01/03/19 6:00 p.m. at Auburn Arena -- Auburn, Ala.

Tennessee 78 • 12-1, 1-0 SEC		Total	3-Ptr	Rebounds			Points			Fouls				
##	Player	FG	FGA	FT	FTA	Off	Def	TP	P	A	To	Blk	Stl	Min
10	Jackson, Meme	8-13	5-8	6-6	1	2	3	2	27	1	5	0	0	39
15	Green, Chendene	4-7	0-0	0-0	1	3	4	4	8	1	2	0	31	
09	Davis, Rennie	8-11	1-1	6-7	3	11	14	2	23	3	6	1	21	
02	Westbrook, Evina	2-7	1-3	2-3	0	2	2	1	7	6	2	0	1	
14	Green, Zsaz	4-7	0-2	2-2	3	5	8	3	10	7	3	1	36	
04	Collins, Mimi	0-0	0-0	0-0	0	0	0	0	0	0	0	0	3	
11	Kushkhuah, Kasiyahna	0-0	0-0	0-3	1	2	3	2	0	2	1	1	15	
22	Burrell, Rae	0-0	0-0	0-0	0	0	0	0	0	0	0	0	2	
13	Masengill, Jazmine	1-5	0-1	1-2	1	1	2	2	3	0	2	0	1	
Team				1-6		1		1		1		1		200
Totals		27-50	7-15	17-23	11	32	43	18	78	18	23	4	9	200

1st FG %:	7-14	50.0%	2nd:	5-11	45.5%	3rd:	9-14	64.3%	4th:	6-11	54.5%	Game:	27-50	54.0%	Deadball
3Pt %:	1-5	20.0%	1-4	25.0%	2-7	28.6%	6-11	54.5%	7-15	46.7%	Rebounds				
FT %:	3-5	60.0%	5-5	100.0%	2-2	100.0%	6-6	100.0%	17-23	73.9%	4.1				

Auburn 69 • 12-2, 0-1 SEC

Auburn 69 • 12-2, 0-1 SEC		Total	3-Ptr	Rebounds			Points			Fouls				
##	Player	FG	FGA	FT	FTA	Off	Def	TP	P	A	To	Blk	Stl	Min
10	Thompson, Unique	8-15	0-0	3-4	7	5	12	2	19	2	1	2	36	
24	Howard, Erin	4-8	3-7	0-0	3	1	4	3	11	0	0	1	33	
00	Alexander, Daisa	4-7	2-8	3-4	0	2	2	4	13	3	0	0	33	
23	Primm, Crystal	6-10	0-0	4-6	3	2	5	4	16	2	2	0	31	
33	McKay, Janiah	2-11	1-3	5-6	1	0	1	2	10	2	3	0	30	
01	Benton, Robyn	0-3	0-1	0-0	0	0	0	0	0	0	0	0	8	
02	Moore, Brooke	0-4	0-3	0-0	1	1	0	0	0	0	0	0	11	
03	Sanders, Erica	2-7	1-3	5-6	1	1	2	3	0	1	0	0	14	
04	Jackson, Abigayle	1-1	0-0	0-0	0	1	1	0	0	1	1	0	4	
Team				1-0		1		1		1		1		200
Totals		24-70	6-22	15-20	16	13	29	69	10	11	2	9	200	

1st FG %:	7-17	41.2%	2nd:	5-19	26.3%	3rd:	9-14	28.6%	4th:	8-20	40.0%	Game:	24-70	34.3%	Deadball
3Pt %:	3-7	42.9%	1-4	25.0%	5-6	83.3%	0-0	0.0%	6-22	27.3%	Rebounds				
FT %:	3-4	75.0%	6-8	75.0%	5-6	83.3%	10-12	83.3%	15-20	75.0%	2.1				

Officials: Scott Yarbrough, Angelica Siffers, Julie Krommenhoek
 Technical fouls: Tennessee-None, Auburn-None.
 Attendance: 2204

Score by periods	1st	2nd	3rd	4th	Total
Tennessee	17	19	23	20	79
Auburn	18	17	15	19	69

Last FG - UT 4th-00:33, AU 4th-01:01.
 Largest lead - UT by 9 4th-00:09, AU by 3 1st-09:14.
 UT led for 27:36, AU led for 06:23. Game was tied for 06:01.

AUBURN -- Auburn sophomore Unique Thompson picked up her seventh double-double of the season, but the Tigers came up short in a 78-69 loss to No. 10 Tennessee Thursday night in the SEC opener for both teams at Auburn Arena.

The Tigers (12-2, 0-1 SEC) had trouble getting shots to fall, despite having 20 more attempts from the floor than the Lady Vols (12-1, 1-0). Meanwhile, Tennessee shot 54 percent from the field and pulled away late to secure the win.

Thompson finished with 19 points and 12 rebounds along with two assists, two steals and a block in 36 minutes of action. All five Auburn starters scored in double figures. Crystal Primm had 16 points, Daisa Alexander added 13, and Janiah McKay had 10.

Freshman Erin Howard, making her first career start in place of injured senior Emari Jones, scored a career-high 11 points, including three 3-pointers, to go along with four rebounds.

Auburn forced Tennessee into 23 turnovers but was only able to convert those into 20 points. Neither bench was effective – Auburn's bench was held scoreless while the Lady Vols got just three points from their reserves. The Lady Vols also outrebounded Auburn 43-29.

Tennessee went on a 9-3 run over the last four minutes of the third quarter to take a 58-50 lead into the fourth. But Auburn answered quickly with back-to-back 3-pointers from Howard in less than a minute to cut the lead to two and force a quick UT timeout. The Lady Vols would push their lead back to five points, but a 6-0 run with a pair of baskets from Primm gave Auburn a 62-61 lead with 5:41 to play. From there, though, Tennessee would never trail again, going on a 9-2 run over the next three minutes.

Auburn shot 34.3 percent from the field, the second-lowest percentage of the season, while Tennessee hit 54 percent of its shots, including a 7-for-15 (46.7%) clip from 3-point range.

Tennessee's Meme Jackson led all scorers with 27 points, including a 5-for-8 night from beyond the 3-point arc. Rennie Davis added 23 points and 14 rebounds.

Game 15: Jan. 6, 2019
Auburn 64, Florida 56
Stephen C. O'Connell Center
Gainesville, Fla.

Official Basketball Box Score -- Game Totals -- Final Statistics
Auburn vs Florida
1/6/2019 1 p.m. at Exactech Arena at O'Connell Center

Auburn 64 • 13-2, 1-1		Total	3-Ptr	Rebounds			Points			Fouls				
##	Player	FG	FGA	FT	FTA	Off	Def	TP	P	A	To	Blk	Stl	Min
00	Daisa Alexander	8-15	3-7	3-5	0	2	2	2	22	0	2	0	5	35
20	Unique Thompson	4-6	0-0	0-0	3	6	9	2	8	1	5	0	21	
24	Erin Howard	1-3	1-3	0-0	0	5	5	1	3	2	0	0	31	
23	Crystal Primm	3-8	0-0	3-4	1	6	7	4	9	0	3	0	33	
33	Janiah McKay	6-11	0-1	4-5	1	5	6	2	16	6	3	0	30	
01	Robyn Benton	0-0	0-0	0-0	0	0	0	0	2	0	0	0	4	
02														

Game 16: Jan. 10, 2019
Auburn 66, Alabama 56
Coleman Coliseum
Tuscaloosa, Ala.

Official Basketball Box Score -- Game Totals -- Final Statistics
 Auburn vs Alabama
 1/10/19 7 p.m. CT at Tuscaloosa, Ala. (Coleman Coliseum)

Auburn 66 • 14-2, 2-1 SEC

#	Player	Total		3-Ptr		Rebounds		PF	TP	A	TO	Bk	Stl	Min	
		FG	FGA	FT	FTA	Off	Def								
20	Unique Thompson	f	6-7	0-0	0-4	3	6	9	1	12	1	3	0	1	34
24	Erin Howard	f	1-7	0-0	1	1	2	2	5	0	1	0	0	1	30
00	Daisa Alexander	g	9-13	3-6	1-1	0	3	2	22	2	1	0	4	30	
23	Crystal Primm	g	5-9	0-1	0-0	0	3	3	10	4	5	0	1	27	
33	Janiyah McKay	g	3-7	0-1	2-2	0	5	2	8	3	4	0	2	32	
01	Robyn Benton	g	1-5	1-2	0-0	0	2	0	3	0	1	0	1	11	
02	Brooke Moore	g	0-0	0-0	0-0	0	0	0	1	0	1	0	1	7	
03	Erica Sanders	g	0-3	0-0	0-0	0	0	3	6	1	0	0	2	21	
04	Abigayle Jackson	g	1-1	0-0	1-1	0	0	0	1	3	0	2	1	7	
10	Kiyae' White	g	0-0	0-0	0-0	0	0	0	0	0	0	0	0	1	
	Team		1	2	1	2	1	2							
	Totals		29-52	4-14	4-8	5	22	27	15	66	16	17	2	160	

1st FG %: 31.5 45.7% 2nd: 9-14 64.3% 3rd: 5-11 45.5% 4th: 8-12 66.7% Game: 29-52 55.8% Deadball
 3FG %: 1-4 25.0% 1-3 33.3% 2-5 40.0% 0-2 0.0% 4-14 28.6% Rebounds
 FT %: 2-2 100.0% 0-4 0.0% 1-1 100.0%

Alabama 56 • 9-7, 1-2 SEC

#	Player	Total		3-Ptr		Rebounds		PF	TP	A	TO	Bk	Stl	Min	
		FG	FGA	FT	FTA	Off	Def								
22	Capeland, Ariyah	f	5-9	0-0	2-2	3	5	8	3	12	0	2	0	1	36
40	Walker, Jasmine	f	6-16	4-8	3-3	2	5	1	18	3	4	1	3	35	
01	Abrams, Megan	g	1-6	0-0	0	0	3	2	2	2	3	0	1	22	
04	Johnson, Cierra	g	4-13	0-6	0-1	2	4	6	2	8	6	6	0	28	
23	Wade, Shaquerra	g	5-9	3-5	0-1	0	0	3	13	1	6	0	1	36	
05	Barber, Hannah	g	1-2	1-2	0-0	0	1	1	2	3	1	2	0	18	
10	Berry, Taylor	g	0-0	0-0	0-0	0	0	0	0	0	0	0	0	2	
12	Cruce, Allie Craig	g	0-0	0-0	0-0	0	0	0	0	0	0	0	0	5	
24	Benjamin, De'Sha	g	0-0	0-0	0-0	0	2	2	0	0	3	0	0	4	
25	Knight, Ashley	g	0-0	0-0	0-0	1	1	0	0	0	0	1	0	4	
	Team		4	7	1	2	1	2							
	Totals		22-55	8-23	4-7	13	20	33	13	56	14	25	2	200	

1st FG %: 51.4 35.7% 2nd: 4-13 31.3% 3rd: 1-17 5.9% 4th: 6-12 50.0% Game: 22-55 40.0% Deadball
 3FG %: 3-5 60.0% 1-3 33.3% 2-5 40.0% 0-2 0.0% 8-23 34.8% Rebounds
 FT %: 0-0 0.0% 0-4 0.0% 0-0 0.0% 4-7 57.1%

Officials: Felicia Gritter, Meadow Overstreet, Roy Gulbeyan
 Technical Fouls: Auburn-None, Alabama-None.
 Attendance: 2575

Score by periods	1st	2nd	3rd	4th	Total
Auburn	17	13	13	17	60
Alabama	13	10	19	14	56

Last FG - AU 4th-00:36, AL 4th-01:00.
 Largest lead - AU by 15 2nd-02:35, AU by 2 1st-05:34,
 AU led for 35:33, UA led for 01:51. Game was tied for 02:21.

Points In Off 2nd Fast
 Point T/O Chance Break Bench
 AU 42 28 6 8 12
 AL 26 18 11 7 3

Score tied - 2 times.
 Lead changed - 2 times.

Game 17: Jan. 14, 2019
#7 Mississippi State 85, Auburn 59
Auburn Arena
Auburn, Ala.

Official Basketball Box Score -- Game Totals -- Final Statistics
 Mississippi State vs Auburn
 01/14/19 6:00 p.m. at Auburn Arena -- Auburn, Ala.

Mississippi State 85 • 16-1, 4-0 SEC

#	Player	Total		3-Ptr		Rebounds		PF	TP	A	TO	Bk	Stl	Min
		FG	FGA	FT	FTA	Off	Def							
05	Howard, Anriel	f	2-7	0-1	3-4	2	6	8	4	7	5	0	1	28
55	Bibby, Chloe	f	3-9	3-6	2-3	1	4	5	1	11	1	2	0	32
15	McCowan, Teaira	c	9-10	0-0	4-4	4	6	10	3	22	0	1	3	23
10	Holmes, Jazzmun	g	3-5	0-0	2-2	0	3	3	2	8	5	2	1	33
24	Danberry, Jordan	g	5-8	0-0	1-1	1	0	1	20	2	4	0	2	26
01	Taylor, Myah	g	0-2	0-0	2-4	1	1	2	0	2	1	0	0	7
02	Espinosa-Hunte, Andra	g	2-6	1-4	2-2	1	0	1	1	7	1	0	0	14
04	Carter, Jessica	g	4-4	0-0	6-6	3	3	6	2	14	0	0	0	17
11	Wiggins, Xaria	g	1-1	0-0	1-2	1	1	2	0	3	0	1	0	4
20	Tate, Nyah	g	0-1	0-1	0-0	0	0	0	0	0	0	0	0	1
23	Scott, Bre'Amber	g	0-2	0-0	1-2	0	2	2	1	0	3	1	1	15
	Team		5	2	2	2	2							
	Totals		29-55	4-12	12-30	17	85	16	20	5	8	20	5	8

1st FG %: 41.2 50.0% 2nd: 6-10 60.0% 3rd: 11-18 61.1% 4th: 6-15 40.0% Game: 29-55 52.7% Deadball
 3FG %: 1-2 50.0% 2-4 50.0% 1-1 100.0% 0-3 0.0% 4-12 33.3% Rebounds
 FT %: 9-12 75.0% 2-2 100.0% 3-4 75.0% 9-12 75.0%

Auburn 59 • 14-3, 2-2 SEC

#	Player	Total		3-Ptr		Rebounds		PF	TP	A	TO	Bk	Stl	Min
		FG	FGA	FT	FTA	Off	Def							
20	Unique Thompson	f	0-0	0-0	2-2	1	3	4	2	0	3	0	0	22
24	Erin Howard	f	0-0	0-0	0-0	0	0	0	0	0	0	0	0	15
00	Daisa Alexander	g	7-13	1-5	3-6	2	3	5	4	18	1	5	0	25
23	Crystal Primm	g	6-15	0-0	2-7	1	0	1	2	14	1	2	0	33
33	Janiyah McKay	g	3-14	0-3	0-1	1	2	3	6	3	1	0	2	30
01	Robyn Benton	g	1-6	0-3	1-2	0	1	1	1	3	0	0	0	9
02	Brooke Moore	g	6-11	4-9	0-0	0	0	2	16	0	2	1	1	17
03	Erica Sanders	g	0-0	0-0	0-0	0	0	0	0	0	0	0	0	5
04	Abigayle Jackson	g	0-0	0-0	0-0	0	0	0	2	0	2	0	1	14
10	Kiyae' White	g	0-0	0-0	0-0	0	1	2	0	0	1	0	0	12
	Team		5	2	2	2	2							
	Totals		23-59	5-20	8-18	10	14	24	25	59	8	16	2	151

1st FG %: 51.2 41.7% 2nd: 7-18 38.9% 3rd: 7-15 46.7% 4th: 4-14 28.6% Game: 23-59 39.0% Deadball
 3FG %: 0-2 0.0% 1-4 25.0% 1-2 50.0% 2-8 25.0% 5-20 25.0% Rebounds
 FT %: 2-5 40.0% 1-2 50.0% 1-2 50.0%

Officials: Jesse Dickerson, Maj Forsberg, Angelica Suffern
 Technical Fouls: Mississippi State-None, Auburn-None.
 Attendance: 1908

Score by periods	1st	2nd	3rd	4th	Total
Mississippi State	22	16	26	21	85
Auburn	12	16	17	14	59

Last FG - MS 4th-02:58, AU 4th-01:43.
 Largest lead - MS by 27 4th-05:49, AU None.
 MS led for 39:06, AU led for 00:00. Game was tied for 00:54.

Points In Off 2nd Fast
 Point T/O Chance Break Bench
 MS 44 15 18 12 27
 AU 20 20 11 13 19

Score tied - 2 times.
 Lead changed - 0 times.

Game 18: Jan. 17, 2019
Auburn 72, Vanderbilt 70
Memorial Gym
Nashville, Tenn.

Official Basketball Box Score -- Game Totals -- Final Statistics
 Auburn vs Vanderbilt University
 01/17/19 7 p.m. at Nashville, Tenn.

Auburn 72 • 15-3 (3-2 SEC)

#	Player	Total		3-Ptr		Rebounds		PF	TP	A	TO	Bk	Stl	Min
		FG	FGA	FT	FTA	Off	Def							
20	Unique Thompson	f	8-13	0-0	0-3	5	8	13	3	16	0	1	2	36
24	Erin Howard	f	1-7	0-0	2	1	3	1	2	0	2	0	0	19
00	Daisa Alexander	g	5-15	2-6	2-2	2	1	3	1	14	0	1	0	20
23	Crystal Primm	g	3-6	0-0	2-3	3	1	4	3	8	4	2	0	38
33	Janiyah McKay	g	9-18	0-0	0-0	0	0	0	3	19	6	2	0	37
01	Robyn Benton	g	2-3	1-2	3-3	2	1	3	1	8	0	0	0	15
02	Brooke Moore	g	0-1	0-0	0-0	0	0	0	0	1	0	0	0	5
03	Erica Sanders	g	2-4	1-1	0-0	0	0	4	5	0	0	0	0	17
04	Abigayle Jackson	g	0-0	0-0	0-0	0	0	0	0	0	0	0	0	3
10	Kiyae' White	g	0-0	0-0	0-0	0	0	0	0	0	0	0	0	0+
	Team		0	0	0	0	0							
	Totals		30-67	5-18	7-11	15	27	18	72	10	10	1	2	200

1st FG %: 41.7 23.5% 2nd: 9-17 52.9% 3rd: 6-16 37.5% 4th: 11-17 64.7% Game: 30-67 44.8% Deadball
 3FG %: 0-5 0.0% 1-5 20.0% 1-5 20.0% 1-3 33.3% 5-18 27.8% Rebounds
 FT %: 2-2 100.0% 0-1 0.0% 1-5 20.0%

Vanderbilt University 70 • 5-13 (0-5 SEC)

#	Player	Total		3-Ptr		Rebounds		PF	TP	A	TO	Bk	Stl	Min	
		FG	FGA	FT	FTA	Off	Def								
24	NEWBY, Autumn	f	3-3	0-0	1-2	3	7	10	4	7	3	7	0	1	30
34	FASOULA, Mariella	f	5-10	0-0	2-2	2	5	7	2	12	3	3	2	0	40
10	WALKER, Cierra	g	8-12	1-2	0	4	4	1	25	1	3	0	1	40	
30	CART														

Game 19: Jan. 24, 2019
#24 Texas A&M 69, Auburn 67
Auburn Arena
Auburn, Ala.

Official Basketball Box Score -- Game Totals -- Final Statistics
Texas A&M vs Auburn
01/24/19 7:30 p.m. at Auburn Arena -- Auburn, Ala.

Texas A&M 69 • 15-4, 4-2 SEC

#	Player	Total			3-Ptr			Rebounds			PF	TP	A	T	Blk	Stl	Min
		FG	FGA	FT	FTA	FG	FGA	FT	FTA	Off							
11	Jones,N'Dea	r	4-7	0-0	3-4	4	11	1	3	2	1	36					
40	Johnson,Ciera	c	5-8	0-0	1-2	5	4	9	3	11	1	2	0	1	39		
03	Carter,Chennedy	g	8-17	5-10	7-13	1	4	5	2	28	2	3	0	2	40		
04	Washington,Shambria	g	0-3	0-2	0-0	1	1	3	0	2	3	0	2	35			
11	Wells,Kayla	g	6-12	1-4	6-9	2	2	4	2	19	4	8	1	0	39		
14	Walton,Jada	g	0-1	0-0	0-0	0	0	0	0	2	0	0	0	11			
Totals			23-48	6-16	17-28	13	26	39	14	69	10	21	3	5	200		

1st FG %: 41.3 2nd: 33.3 3rd: 33.3 4th: 51.4 5th: 47.9 6th: 47.9 7th: 47.9 8th: 47.9 9th: 47.9 10th: 47.9
 3Pt %: 2.7 26.5% 1-1 20.0% 2-2 100.0% 3-3 100.0% 4-4 100.0% 5-5 100.0% 6-6 100.0% 7-7 100.0% 8-8 100.0% 9-9 100.0% 10-10 100.0%

Auburn 67 • 15-4, 3-3 SEC

#	Player	Total			3-Ptr			Rebounds			PF	TP	A	T	Blk	Stl	Min
		FG	FGA	FT	FTA	FG	FGA	FT	FTA	Off							
20	Unique Thompson	r	4-7	0-0	0-0	4	6	10	2	8	0	3	0	2	33		
00	Daisa Alexander	g	4-12	3-7	1-2	1	2	3	4	12	0	2	0	0	25		
03	Erica Sanders	g	3-4	0-0	0-0	1	3	4	3	6	1	0	0	29			
00	Crystal Primm	g	3-12	0-0	4-5	2	2	4	10	1	3	0	4	32			
33	Janiah McKay	g	6-16	1-4	4-4	1	1	3	17	3	3	0	2	34			
01	Robyn Benton	g	4-7	3-6	0-0	1	1	2	11	2	1	0	1	17			
02	Brooke Moore	g	1-2	1-2	0-0	0	0	0	3	0	0	0	1	8			
04	Abbigayle Jackson	g	0-0	0-0	0-0	0	0	0	0	0	0	0	1	7			
24	Erin Howard	g	0-2	0-1	0-0	0	0	0	3	0	2	0	1	15			
Totals			25-62	8-20	9-11	11	19	30	67	9	12	0	11	200			

1st FG %: 21.9 36.8% 2nd: 51.3 38.5% 3rd: 61.5 40.2% 4th: 31.5 46.7% 5th: 40.3% 6th: 40.3% 7th: 40.3% 8th: 40.3% 9th: 40.3% 10th: 40.3%
 3Pt %: 0.0 0.0% 0-0 0.0% 1-1 100.0% 2-2 100.0% 3-3 100.0% 4-4 100.0% 5-5 100.0% 6-6 100.0% 7-7 100.0% 8-8 100.0% 9-9 100.0% 10-10 100.0%

Officials: Michael McConnell, Pualani Spurlock, Roy Gulbeyan
 Technical fouls: Texas A&M-None. Auburn-None.
 Attendance: 1636

Score by periods

	1st	2nd	3rd	4th	Total
Texas A&M	12	10	25	22	69
Auburn	17	13	14	23	67

Last FG - TAMU 4th-00:04, AU 4th-00:17.
 Largest lead - TAMU by 11 4th-05:48, AU by 8 2nd-01:51.
 TAMU led for 38:16, AU led for 37:46. Game was tied for 00:00.

Points In Off 2nd Fast
 TAMU 28 13 13 4
 AU 34 26 9 6

Score tied - 6 times.
 Lead changed - 4 times.

AUBURN -- Auburn fought back from an 11-point fourth-quarter deficit to tie the game in the closing seconds, but No. 24 Texas A&M scored with four seconds to play to give the Aggies a 69-67 win Thursday night at Auburn Arena.

The Tigers (15-4, 3-3 SEC) tied the game 67-67 on a runner by Janiah McKay with 17 seconds left, but the Aggies' Chennedy Carter scored the final two of her game-high 28 points on a jumper in the paint that proved to be the game-winner with four seconds left.

McKay led Auburn with 17 points while Daisa Alexander added 12. Robyn Benton scored 11 points, and Crystal Primm finished with 10 points and four steals. Unique Thompson led the Tigers with 10 rebounds.

The key stat in the second half was rebounding - the Aggies had 11 offensive rebounds in the second half that turned into 13 second-chance points. For the game, A&M out-rebounded Auburn 39-30.

Auburn shot 40.3 percent from the field and was 9-of-11 (81.8%) at the free-throw line. Texas A&M got to the line 28 times in the game, making 17 (60.7%); the Aggies shot 47.9 percent from the field.

The Tigers forced 21 turnovers - matching a season-high by Texas A&M - and converted those into 26 points. It was the 11th straight game for Auburn to force at least 20 opponent turnovers.

A&M extended their lead to as many as 11 points and led 63-52 with under four minutes to play. But the Tigers chipped away, cutting it to six and then to three on a pair of 3-pointers by Alexander. After her second triple, McKay stole the inbound pass and was fouled, making both free throws to cut the deficit to one point at 65-64. A second straight turnover led to a game-tying free throw by Primm.

Auburn missed a pair of scoring opportunities, but the Aggies missed the front end of two straight free-throw opportunities, giving McKay the chance to tie the game late. But with no timeouts left, Auburn was unable to stop Carter's game-winner, and Alexander's attempt at the buzzer fell short.

Game 20: Jan. 27, 2019
#25 Missouri 74, Auburn 65
Mizzou Arena
Columbia, Mo.

Official Basketball Box Score -- Game Totals -- Final Statistics
Auburn vs #25 Mizou
01-27-19 2 p.m. CT at Columbia, Mo. (Mizzou Arena)

Auburn 65 • 15-5 (3-4 SEC)

#	Player	Total			3-Ptr			Rebounds			PF	TP	A	T	Blk	Stl	Min
		FG	FGA	FT	FTA	FG	FGA	FT	FTA	Off							
00	Daisa Alexander	r	4-12	3-4	0-0	0	3	3	5	11	2	2	0	0	28		
03	Erica Sanders	r	0-2	0-0	0-0	1	2	3	4	0	1	1	0	1	26		
00	Unique Thompson	r	3-7	0-0	0-2	3	4	7	1	6	0	2	0	1	32		
23	Crystal Primm	g	6-10	0-0	0-2	1	3	4	12	1	2	0	1	31			
33	Janiah McKay	g	9-20	1-2	4-8	1	2	3	23	1	1	0	1	36			
01	Robyn Benton	g	0-0	0-0	0-0	0	1	1	0	0	0	0	0	6			
02	Brooke Moore	g	3-8	2-5	2-2	0	0	0	2	10	0	0	0	27			
10	Kiyae' White	g	1-1	0-0	1-2	1	2	1	3	0	0	0	0	8			
24	Erin Howard	g	0-2	0-1	0-0	1	0	1	0	0	0	0	1	15			
35	Natalie Kelly	g	0-0	0-0	0-0	0	0	0	0	0	0	0	0	1			
Totals			26-62	6-12	7-16	12	16	28	20	65	7	6	1	8	200		

1st FG %: 1.4 7.1% 2nd: 10.3 76.9% 3rd: 8.15 53.3% 4th: 7.30 35.6% 5th: 26.62 41.9% 6th: 26.62 41.9% 7th: 26.62 41.9% 8th: 26.62 41.9% 9th: 26.62 41.9% 10th: 26.62 41.9%

#25 Missouri 74 • 17-5 (5-3 SEC)

#	Player	Total			3-Ptr			Rebounds			PF	TP	A	T	Blk	Stl	Min
		FG	FGA	FT	FTA	FG	FGA	FT	FTA	Off							
03	Cunningham, Sophie	r	9-15	6-12	6-8	0	4	3	30	1	2	1	0	39			
05	Aldridge, Lauren	r	2-5	2-4	0-0	0	2	2	4	6	2	1	0	0	32		
21	Porter, Cierra	r	3-3	0-0	6-6	2	5	7	12	1	2	3	1	23			
22	Roundtree, Jordan	r	2-5	1-2	0-0	0	4	4	5	3	1	0	0	30			
23	Smith, Amber	r	4-8	2-2	4-5	2	6	8	14	4	1	0	0	24			
02	Levy, Akira	g	0-1	0-0	1-2	1	2	3	1	4	5	0	3	16			
11	Troup, Haley	g	0-2	0-2	1-2	0	2	0	1	2	0	0	0	9			
13	Schuchts, Hannah	g	0-3	0-2	0-0	0	2	2	4	0	0	0	1	9			
24	Chavis, Jordan	g	1-2	1-2	0-0	0	1	1	0	3	1	0	0	8			
34	Tahane, Emmanuelle	g	1-1	0-0	0-0	1	0	1	0	2	1	0	0	10			
Totals			22-45	12-26	18-23	9	29	38	17	74	19	17	5	4	200		

1st FG %: 7.4 50.6% 2nd: 60.0% 3rd: 6.11 54.5% 4th: 3.10 30.6% 5th: 22-45 49.0% 6th: 22-45 49.0% 7th: 22-45 49.0% 8th: 22-45 49.0% 9th: 22-45 49.0% 10th: 22-45 49.0%

Officials: Mark Zentz, Bill Laranca, Angelica Suffman
 Technical fouls: Auburn-None. #25 Mizou-None.
 Attendance: 5119

Score by periods

	1st	2nd	3rd	4th	Total
Auburn	2	21	20	22	65
#25 Mizou	23	20	19	12	74

Last FG - AU 4th-00:07, MU-W 4th-01:41.
 Largest lead - AU None, MU-W by 29 3rd-04:39.
 AU led for 00:00, MU-W led for 39:09. Game was tied for 00:51.

Points In Off 2nd Fast
 AU 16 16 10 0 3
 MU-W 20 16 0 0 7

Score tied - 0 times.
 Lead changed - 0 times.

COLUMBIA, Mo. -- Janiah McKay scored a season-high 23 points, but Auburn was unable to overcome a big early deficit in a 74-65 loss at No. 25 Missouri Sunday afternoon.

Auburn (15-6, 3-4 SEC) cut what had been a 29-point Missouri lead to as few as eight points in the fourth quarter and outscored the host Tigers by 20 points over the final 14 minutes, but a difficult first quarter was too much for Auburn to overcome.

McKay's 23 led four Tigers in double figures. Crystal Primm added 12 points, Daisa Alexander had 11 and Brooke Moore scored 10.

After missing its first 11 shots, Auburn finished at 42% for the game. Missouri hit 11 3-pointers in the first half but was held to just one in the second half and finished at 49% from the field for the game. Auburn scored 20 points off 17 Missouri turnovers.

Mizzou led 23-2 after one quarter when Auburn went 1-of-14 from the field while Mizzou shot 50% (5-10) on 3-pointers alone. Auburn cut the deficit to as few as 16 late in the second quarter, but Mizzou kept hitting 3-pointers - 11 of them in the first half alone - and took a 43-23 lead at the break.

Missouri had its largest lead at 58-29 with 4:33 to play in the third quarter, but Auburn cut that to a 19-point deficit at the end of the quarter at 62-43. Auburn then outscored Mizzou 22-12 in the fourth, getting as close as eight points when a McKay 3-pointer made it 66-58 with 3:19 to play. But Missouri took care of business at the free-throw line down the stretch and Auburn could get no closer.

Sophie Cunningham led Missouri with 30 points.

Game 21: Jan. 31, 2019
Auburn 64, Ole Miss 51
The Pavilion at Ole Miss
Oxford, Miss.

Official Basketball Box Score -- Game Totals -- Final Statistics
Auburn vs Ole Miss
01-31-19 7 PM at Oxford, Miss. (The Pavilion at Ole Miss)

Auburn 64 • 16-5, 4-4 SEC

#	Player	Total			3-Ptr			Rebounds			PF	TP	A	T	Blk	Stl	Min
		FG	FGA	FT	FTA	FG	FGA	FT	FTA	Off							
20	Unique Thompson	r	5-8	0-0	10-12	2	0	12	2	20	2	0	1	2	31		
24	Erin Howard	r	3-5	1-3	1-2	2	3	5	3	8	2	1	0	3	37		
00	Daisa Alexander	g	4-11	2-6	0	1	2	3	10	1	2	3	0	0	27		
23	Crystal Primm	g	4-12	0-0	3-4	2	6	4	11	1	4	0	2	20			
33	Janiah McKay	g	2-7	1-3	1-2	1	1	2	3	6	2	0	0	17			
01	Robyn Benton	g	1-5	0-3	3-4	1	3	4	1	5	0	0	2	17			
02	Brooke Moore	g	0-5	0-0	1	1	2	0	0	0	1	0	0	17			
03	Erica Sanders	g	0-0	0-0	0	1	1	2	0	0	0	0	0	12			
04	Abbigayle Jackson	g	0-0	0-0	0	0	0	0	0	0	0	0	0	1			
10	Kiyae' White	g	2-3	0-0	1	1	2	0	4	2	0	1	0	8			
35	Natalie Kelly	g	0-0	0-0	0	0	0	1	0	0	0	0	0	1			
Totals			21-60	4-20	18-24												

Game 22: Feb. 3, 2019
Auburn 59, Georgia 58 (OT)
Auburn Arena
Auburn, Ala.

Official Basketball Box Score -- Game Totals -- Final Statistics
 Georgia vs Auburn
 02/07/19 2:00 p.m. at Auburn Arena -- Auburn, Ala.

Georgia 58 • 13-9, 4-5 SEC

##	Player	Total		3-Ptr		Rebounds		PF	TP	A	TO	Blk	Stl	Min
		FG	FGA	FG	FGA	FT	FTA							
04	ROBINSON, Calliya	11-13	0-0	0-2	2	8	10	2	22	2	5	5	2	41
00	COLE, Taja	1-5	1-2	0-0	0	4	4	3	5	2	0	1	1	24
02	CONNALLY, Gabby	3-6	3-5	0-0	1	3	4	3	9	5	8	0	0	41
27	CALDWELL, Mya	2-7	1-4	0-0	1	1	2	2	5	1	4	0	2	30
23	MORRISON, Que	1-5	0-2	0-0	1	2	3	2	2	2	5	0	1	27
03	PAUL, Stephanie	2-4	0-1	4-6	1	3	3	8	2	0	2	0	1	15
10	HOSE, Caitlin	3-8	3-8	0-0	0	4	4	1	9	0	4	0	1	36
12	HUBBARD, Kaila	0-1	0-0	0-0	0	0	0	0	1	0	0	0	0	7
14	STATTI, Jenna	0-1	0-0	0-0	0	0	0	0	0	0	0	0	0	4
	Team				2	3	5							225
Totals		23-50	8-22	4-8	8	28	36	18	58	17	28	7	7	225

1st FG %:	31.2	25.0%	2nd:	54.5%	53.8%	3rd:	71.3	53.8%	4th:	4.9	44.4%	Game:	23-50	56.0%	Deadball
3FG %:	1.6	28.0%	3rd:	48.0%	3.5	48.0%	4th:	0.2	25.0%	0.2	36.4%	Rebounds	11-20	55.0%	
FT %:	0-0	0.0%	1-2	50.0%	1-2	50.0%	0-0	0.0%	4-8	50.0%			11-13	84.6%	3

Auburn 59 • 17-5, 5-4 SEC

##	Player	Total		3-Ptr		Rebounds		PF	TP	A	TO	Blk	Stl	Min
		FG	FGA	FG	FGA	FT	FTA							
20	Unique Thompson	6-10	0-0	2-5	5	4	9	3	14	0	2	1	4	43
24	Erin Howard	3-3	1-1	0-0	2	2	4	1	7	0	1	0	3	22
00	Daisa Alexander	1-11	0-3	1-2	0	2	2	3	1	2	0	4	33	
23	Crystal Primm	6-9	0-0	5-6	4	5	9	2	13	0	5	0	38	
33	Janiah McKay	5-17	0-4	8-10	0	1	1	2	18	1	4	0	5	39
01	Robyn Benton	0-2	0-1	0-0	0	0	0	0	0	0	1	0	0	4
02	Brooke Moore	0-4	0-1	0-0	1	1	2	0	0	0	1	0	1	15
03	Erica Sanders	1-2	0-0	2-2	0	2	2	1	4	2	1	0	4	29
10	Kiyae White	0-0	0-0	0-0	0	0	0	0	0	0	0	0	0	2
	Team				7	1	8							225
Totals		20-66	1-10	18-25	19	18	71	11	59	4	17	1	21	225

1st FG %:	31.4	24.4%	2nd:	51.0	54.0%	3rd:	41.7	33.5%	4th:	6-17	35.3%	Game:	20-66	30.3%	Deadball
3FG %:	0-4	0.0%	1-2	50.0%	0-1	0.0%	1-10	10.0%	Rebounds	19-25	76.0%		18-25	72.0%	61
FT %:	1-2	50.0%	3-4	75.0%	7-11	63.6%									

Officials: Dee Kintner, Kylie Galloway, Eric Baker
 Technical fouls: Georgia-None. Auburn-None.
 Attendance: 2170

Score by periods	1st	2nd	3rd	4th	OT	Total
Georgia	11	18	9	3	58	
Auburn	7	12	11	19	10	59

Last FG - UK OT-02:01, AU OT-01:07.
 Largest lead - USA by 13 4th-09:43, AU by 2 2nd-09:13.
 UK led for 35:18, AU led for 02:45. Game was tied for 06:57.

AUBURN -- A furious rally to force overtime led and clutch free throws in the extra period led the Auburn women's basketball team to a 59-58 win over Georgia Sunday afternoon at Auburn Arena.

The Tigers (17-5, 5-4 SEC) snapped a four-game skid against Georgia that dated to 2016 and rallied from a double-digit deficit for the second time in SEC play.

After Auburn trailed by as many as 13 points in the fourth quarter, junior Crystal Primm hit a game-tying layup with 13 seconds left to send it to overtime at 49-49. The Tigers then went 6-for-6 at the free-throw line in overtime - including 4-for-4 from Primm in the final 34 seconds - and held off a last-second shot from Georgia to secure their first home SEC win of the season.

With 15.6 seconds left in overtime and Auburn trailing 58-57 with the ball in the frontcourt, Janiah McKay drove for what would have been the go-ahead layup. After she missed, Primm grabbed the rebound and was fouled on the put-back attempt. Both free throws were good, and after Georgia called timeout to advance, the Bulldogs' 3-point attempt missed and time expired to give the Tigers a stirring victory.

Auburn overcame its worst shooting game of the season (30.4%) by forcing 28 Georgia turnovers - 11 in the fourth quarter alone - converting those into 22 points. The Tigers had a season-high 21 steals and out-rebounded Georgia 37-36.

Janiah McKay led the Tigers with 18 points and scored her 1,500th career point in the first quarter. She also had a season-high five steals and was 8-of-10 at the free-throw line. Unique Thompson added 14 points and nine rebounds along with four steals, and Primm finished with 13 points and a career-high nine rebounds.

Four Auburn players had at least four steals - McKay led with five while Thompson, Alexander and Erica Sanders had four apiece. Erin Howard added three steals along with seven points and four rebounds.

Game 23: Feb. 7, 2019
#19 Kentucky 78, Auburn 68
Auburn Arena
Auburn, Ala.

Official Basketball Box Score -- Game Totals -- Final Statistics
 Kentucky vs Auburn
 02/07/19 6:00 p.m. at Auburn Arena -- Auburn, Ala.

Kentucky 78 • 19-5, 6-4 SEC

##	Player	Total		3-Ptr		Rebounds		PF	TP	A	TO	Blk	Stl	Min
		FG	FGA	FG	FGA	FT	FTA							
03	McKinney, KeKe	1-3	1-1	2-2	2	6	8	4	5	2	3	0	1	26
14	Wyatt, Tatyana	4-5	0-0	1-2	1	2	3	5	9	0	0	0	1	23
04	Morris, Maci	3-12	2-6	0-0	1	4	5	1	8	1	4	1	0	28
10	Howard, Rhyan	6-12	5-7	2-2	0	4	4	19	6	2	0	3	34	
24	Murray, Taylor	7-12	1-2	2-2	0	1	1	2	17	4	2	0	6	34
05	Green, Blair	2-3	0-0	0-0	0	1	1	12	1	2	1	0	19	
12	Paschal, Amanda	2-3	0-0	0-0	0	1	1	2	4	0	3	0	0	19
32	Roper, Jaida	0-2	0-2	4-5	0	1	0	4	1	0	4	1	0	17
	Team				1	0								200
Totals		28-54	11-20	11-13	5	27	27	19	78	15	17	2	11	200

1st FG %:	71.2	58.3%	2nd:	61.5	53.3%	3rd:	71.5	46.7%	4th:	61.0	58.0%	Game:	28-54	51.0%	Deadball
3FG %:	6-6	100.0%	3-6	50.0%	1-4	25.0%	1-4	25.0%	1-4	25.0%	11-20	55.0%	Rebounds		
FT %:	2-2	100.0%	1-2	50.0%	7-7	100.0%	1-2	50.0%			11-13	84.6%	3		

Auburn 68 • 17-6, 5-5 SEC

##	Player	Total		3-Ptr		Rebounds		PF	TP	A	TO	Blk	Stl	Min
		FG	FGA	FG	FGA	FT	FTA							
20	Unique Thompson	7-11	0-0	6-10	2	4	6	3	20	0	5	0	1	36
24	Erin Howard	2-3	0-0	0-0	2	2	4	3	4	1	3	0	0	20
00	Daisa Alexander	0-2	0-1	2-2	1	1	2	2	2	0	1	0	1	10
23	Crystal Primm	3-7	0-0	5-7	0	2	2	4	11	5	0	0	6	35
33	Janiah McKay	3-12	0-2	8-8	1	1	2	0	14	3	2	0	3	38
01	Robyn Benton	3-5	1-3	1-2	0	0	0	2	8	0	0	0	1	15
02	Brooke Moore	2-8	1-5	0-0	0	1	1	0	5	0	0	0	2	16
03	Erica Sanders	2-3	0-0	0-0	0	3	3	2	4	2	0	0	1	23
10	Kiyae White	0-0	0-0	0-0	2	1	3	0	0	0	1	0	0	4
	Team				2	4	6							200
Totals		22-52	2-11	22-29	10	19	29	16	68	11	15	1	14	200

1st FG %:	71.2	58.3%	2nd:	41.4	28.6%	3rd:	51.2	41.7%	4th:	61.1	54.5%	Game:	22-52	42.3%	Deadball
3FG %:	1-5	20.0%	1-5	20.0%	1-10	10.0%	1-10	10.0%	1-10	10.0%	22-29	75.9%	Rebounds		
FT %:	4-5	80.0%	1-2	50.0%	10-13	83.3%	7-10	70.0%			22-29	75.9%	3		

Officials: Tina Napier, Luis Gonzalez, Julie Krommehoek
 Technical fouls: Kentucky-None. Auburn-None.
 Attendance: 1604

Score by periods	1st	2nd	3rd	4th	Total
Kentucky	22	20	22	14	78
Auburn	18	10	20	20	68

Last FG - UK 4th-01:19, AU 4th-04:19.
 Largest lead - UK by 15 2nd-05:21, AU by 2 1st-09:36.
 UK led for 39:04, AU led for 00:32. Game was tied for 00:24.

AUBURN -- Auburn's Unique Thompson scored a game-high 20 points, but a 3-point barrage in the first half by No. 19 Kentucky was the difference in a 78-68 loss Thursday night at Auburn Arena.

The Tigers (17-6, 5-5 SEC) led in most statistical categories and were able to control the paint most of the night, but the Wildcats (19-5, 6-4) hit their first eight 3-point attempts and used a 14-0 run in the second quarter to build a lead Auburn could not overcome.

Auburn shot 42.3 percent from the field and out-rebounded Kentucky 29-27. It was the first time this season that Auburn fell when out-rebounding its opponent. The Tigers also scored 22 points off 17 Kentucky turnovers and controlled the inside game, scoring 36 points in the paint. Auburn also took advantage of free-throw opportunities, hitting 22-of-29 attempts at the line.

Kentucky, meanwhile, shot 51.9 percent for the game, including a 55-percent night (11-for-20) from beyond the arc. The Wildcats were 9-of-12 from 3-point range in the first half before Auburn was able to hold them to just 2-of-8 after halftime.

Thompson's 20 points led all scorers; she also led Auburn with six rebounds. Janiah McKay added 14 points, and Crystal Primm scored 11 and led the Tigers with six steals and five assists. Robyn Benton added eight points off the bench.

After a mostly even first quarter that saw Kentucky take a 22-18 lead, Auburn scored first in the second quarter to cut the lead to two with 8:44 left. But over the next three-plus minutes, the Wildcats forced three Auburn turnovers and hit a pair of 3s as part of a 14-0 run to give Kentucky a 36-20 lead. The Wildcats would finally miss on their ninth 3-point attempt of the night but took a 42-28 lead to the half.

Kentucky extended its lead to as much as 16 at 66-50 with 8:39 to play. Auburn would get as close as nine points midway through the quarter but could pull no closer.

**2018-19 Auburn Women's Basketball
Auburn Combined Team Statistics (as of Feb 07, 2019)
All games**

RECORD:	OVERALL	HOME	AWAY	NEUTRAL
ALL GAMES	17-6	7-4	8-2	2-0
CONFERENCE	5-5	1-4	4-1	0-0
NON-CONFERENCE	12-1	6-0	4-1	2-0

#	Player	gp-gs	min	avg	Total		3-Point		F-Throw		Rebounds				pf	dq	a	to	blk	stl	pts	avg
					fg-fga	fg%	3fg-fga	3fg%	ft-fga	ft%	off	def	tot	avg								
33	Janiah McKay	23-23	726	31.6	111-274	.405	15-59	.254	94-116	.810	13	44	57	2.5	51	0	97	58	2	57	331	14.4
20	Unique Thompson	23-23	706	30.7	120-204	.588	0-0	.000	57-97	.588	89	147	236	10.3	53	1	24	51	18	43	297	12.9
00	Daisa Alexander	23-23	621	27.0	100-253	.395	37-105	.352	32-47	.681	19	54	73	3.2	48	1	40	46	2	53	269	11.7
23	Crystal Primm	23-23	657	28.6	99-205	.483	0-5	.000	67-92	.728	45	51	96	4.2	64	1	36	61	5	53	265	11.5
05	Emari Jones	13-13	384	29.5	46-118	.390	26-74	.351	10-12	.833	26	33	59	4.5	23	0	20	27	3	17	128	9.8
01	Robyn Benton	23-0	347	15.1	50-124	.403	28-69	.406	17-25	.680	11	19	30	1.3	30	0	15	11	2	22	145	6.3
02	Brooke Moore	17-0	229	13.5	36-115	.313	27-84	.321	8-8	1.000	5	15	20	1.2	10	0	9	10	1	9	107	6.3
24	Erin Howard	22-8	414	18.8	29-89	.326	13-57	.228	3-4	.750	22	38	60	2.7	34	0	25	14	10	21	74	3.4
04	Abigayle Jackson	20-0	156	7.8	18-34	.529	1-3	.333	5-5	1.000	12	19	31	1.6	39	1	4	13	11	6	42	2.1
03	Erica Sanders	13-2	233	17.9	11-21	.524	1-1	1.000	4-4	1.000	8	18	26	2.0	31	0	14	4	1	12	27	2.1
10	Kiyae' White	20-0	130	6.5	12-30	.400	0-0	.000	5-8	.625	18	14	32	1.6	18	0	8	7	1	2	29	1.5
35	Natalie Kelly	11-0	47	4.3	1-4	.250	0-0	.000	3-8	.375	6	3	9	0.8	4	0	0	8	2	1	5	0.5
Team											43	45	88				3					
Total.....		23	4650		633-1471	.430	148-457	.324	305-426	.716	317	500	817	35.5	405	4	292	313	58	296	1719	74.7
Opponents.....		23	4650		519-1236	.420	182-505	.360	270-380	.711	254	555	809	35.2	390	-	325	496	50	171	1490	64.8

TEAM STATISTICS	AU	OPP	Date	Opponent	Score	Att.
SCORING	1719	1490	11/06/18	GRAMBLING STATE	w 97-48	1657
Points per game	74.7	64.8	^ 11/09/18	NICHOLLS	w 80-59	2316
Scoring margin	+10.0	-	^ 11/11/18	at New Mexico	w 79-76	4419
FIELD GOALS-ATT	633-1471	519-1236	^ 11/13/18	at Iowa State	L 64-67	9274
Field goal pct	.430	.420	11/25/18	LOUISIANA	w 71-59	1488
3 POINT FG-ATT	148-457	182-505	11/28/18	at Xavier (N.O.)	w 77-58	201
3-point FG pct	.324	.360	12/02/18	OKLAHOMA	w 95-79	1877
3-pt FG made per game	6.4	7.9	12/06/18	at Saint Joseph's	w 81-70	443
FREE THROWS-ATT	305-426	270-380	12/16/18	SAMFORD	w 73-46	1675
Free throw pct	.716	.711	& 12/18/18	vs Coastal Carolina	w 84-78	517
F-Throws made per game	13.3	11.7	& 12/20/18	vs North Carolina	Wot 86-81	794
REBOUNDS	817	809	12/22/18	at Elon	w 96-44	368
Rebounds per game	35.5	35.2	12/29/18	ALABAMA STATE	w 83-50	1868
Rebounding margin	+0.3	-	* 01/03/19	TENNESSEE	L 69-78	2204
ASSISTS	292	325	* 01/06/19	at Florida	w 64-56	2109
Assists per game	12.7	14.1	* 01/10/19	at Alabama	w 66-56	2575
TURNOVERS	313	496	* 01/14/19	MISSISSIPPI STATE	L 59-85	1908
Turnovers per game	13.6	21.6	* 01/17/19	at Vanderbilt	w 72-70	1835
Turnover margin	+8.0	-	* 01/24/19	TEXAS A&M	L 67-69	1656
Assist/turnover ratio	0.9	0.7	* 01/27/19	at Missouri	L 65-74	5119
STEALS	296	171	* 01-31-19	at Ole Miss	w 64-51	1296
Steals per game	12.9	7.4	* 02/03/19	GEORGIA	Wot 59-58	2170
BLOCKS	58	50	* 02/07/19	KENTUCKY	L 68-78	1604
Blocks per game	2.5	2.2				
ATTENDANCE	20423	28950				
Home games-Avg/Game	11-1857	10-2764				
Neutral site-Avg/Game	-	2-656				

* = Conference game
 ^ = Preseason WNIT
 & = Carolinas Challenge (Myrtle Beach, S.C.)

Score by Periods	1st	2nd	3rd	4th	OT	Totals
Auburn	396	394	422	480	27	1719
Opponents	350	320	405	394	21	1490

2018-19 Auburn Women's Basketball
Auburn Combined Team Statistics (as of Feb 07, 2019)
Conference games only

RECORD:	OVERALL	HOME	AWAY	NEUTRAL
ALL GAMES	5-5	1-4	4-1	0-0
CONFERENCE	5-5	1-4	4-1	0-0
NON-CONFERENCE	0-0	0-0	0-0	0-0

##	Player	gp-gs	min	avg	Total		3-Point		F-Throw		Rebounds				pf	dq	a	to	blk	stl	pts	avg
					fg-fga	fg%	3fg-fga	3fg%	ft-fga	ft%	off	def	tot	avg								
33	Janiah McKay	10-10	335	33.5	48-133	.361	5-28	.179	36-46	.783	7	17	24	2.4	23	0	34	25	0	25	137	13.7
00	Daisa Alexander	10-10	279	27.9	46-121	.380	19-53	.358	16-24	.667	7	21	28	2.8	29	1	10	19	1	25	127	12.7
20	Unique Thompson	10-10	334	33.4	51-84	.607	0-0	.000	23-42	.548	35	56	91	9.1	23	0	8	23	4	17	125	12.5
23	Crystal Primm	10-10	318	31.8	43-106	.406	0-1	.000	28-44	.636	19	26	45	4.5	33	0	19	31	1	27	114	11.4
02	Brooke Moore	10-0	130	13.0	14-55	.255	10-37	.270	2-2	1.000	3	5	8	0.8	6	0	0	6	1	7	40	4.0
01	Robyn Benton	10-0	106	10.6	12-36	.333	6-21	.286	8-11	.727	3	9	12	1.2	9	0	2	5	0	6	38	3.8
24	Erin Howard	10-8	237	23.7	15-40	.375	6-24	.250	1-2	.500	13	18	31	3.1	17	0	12	7	2	12	37	3.7
03	Erica Sanders	10-2	208	20.8	11-21	.524	1-1	1.000	2-2	1.000	3	14	17	1.7	26	0	13	2	1	9	25	2.5
10	Kiyae' White	8-0	36	4.5	3-5	.600	0-0	.000	1-2	.500	4	4	8	1.0	5	0	2	2	1	0	7	0.9
04	Abigayle Jackson	7-0	40	5.7	1-3	.333	0-0	.000	1-1	1.000	0	1	1	0.1	9	0	0	6	2	3	3	0.4
35	Natalie Kelly	2-0	2	1.0	0-0	.000	0-0	.000	0-0	.000	0	0	0	0.0	1	0	0	0	0	0	0	0.0
Team											26	14	40				2					
Total.....		10	2025		244-604	.404	47-165	.285	118-176	.670	120	185	305	30.5	181	1	100	128	13	131	653	65.3
Opponents.....		10	2025		235-501	.469	83-202	.411	122-170	.718	98	261	359	35.9	159	-	151	212	32	70	675	67.5

TEAM STATISTICS

	AU	OPP	Date	Opponent	Score	Att.
SCORING	653	675	* 01/03/19	TENNESSEE	L 69-78	2204
Points per game	65.3	67.5	* 01/06/19	at Florida	W 64-56	2109
Scoring margin	-2.2	-	* 01/10/19	at Alabama	W 66-56	2575
FIELD GOALS-ATT	244-604	235-501	* 01/14/19	MISSISSIPPI STATE	L 59-85	1908
Field goal pct	.404	.469	* 01/17/19	at Vanderbilt	W 72-70	1835
3 POINT FG-ATT	47-165	83-202	* 01/24/19	TEXAS A&M	L 67-69	1656
3-point FG pct	.285	.411	* 01/27/19	at Missouri	L 65-74	5119
3-pt FG made per game	4.7	8.3	* 01-31-19	at Ole Miss	W 64-51	1296
FREE THROWS-ATT	118-176	122-170	* 02/03/19	GEORGIA	Wot 59-58	2170
Free throw pct	.670	.718	* 02/07/19	KENTUCKY	L 68-78	1604
F-Throws made per game	11.8	12.2				
REBOUNDS	305	359				
Rebounds per game	30.5	35.9				
Rebounding margin	-5.4	-				
ASSISTS	100	151				
Assists per game	10.0	15.1				
TURNOVERS	128	212				
Turnovers per game	12.8	21.2				
Turnover margin	+8.4	-				
Assist/turnover ratio	0.8	0.7				
STEALS	131	70				
Steals per game	13.1	7.0				
BLOCKS	13	32				
Blocks per game	1.3	3.2				
ATTENDANCE	9542	12934				
Home games-Avg/Game	5-1908	5-2587				
Neutral site-Avg/Game	-	0-0				

* = Conference game

^ = Preseason WNIT

& = Carolinas Challenge (Myrtle Beach, S.C.)

Score by Periods	1st	2nd	3rd	4th	OT	Totals
Auburn	132	148	176	187	10	653
Opponents	166	156	186	158	9	675



Daisa Alexander
Junior • G • 5-8
Decatur, Ga.
Southwest DeKalb HS



Robyn Benton
Freshman • G • 5-9
Conyers, Ga.
Greater Atlanta Christian School



Brooke Moore
Freshman • G • 5-7
McDonough, Ga.
Henry County HS



Erica Sanders
Senior • G • 5-10
San Antonio, Texas
Johnson HS



Abigail Jackson
Sophomore • F • 6-3
Little Rock, Ark.
Little Rock Central HS



Emari Jones
Senior • G • 6-2
Chicago, Ill.
Shawnee CC



Kiyae' White
RS Freshman • F • 6-2
Macungie, Pa.
Emmaus HS



Unique Thompson
Sophomore • F • 6-3
Theodore, Ala.
Faith Academy



Crystal Primm
RS Junior • G • 5-11
West Palm Beach, Fla.
Duke



Erin Howard
Freshman • F/G • 6-1
Madison, Wis.
Madison East HS



Janiah McKay
Senior • G • 5-6
Gainesville, Fla.
Gainesville HS



Natalie Kelly
Freshman • F • 6-3
Albany, La.
Albany HS



Terri Williams-Flournoy
Head Coach
Penn State (1991)
Seventh Season



Ty Evans
Associate Head Coach
Wisconsin-Whitewater (1995)
Seventh Season



Adrian Walters
Assistant Coach
St. Francis (Pa.) (1987)
Seventh Season



Clarisse Garcia
Assistant Coach
Villanova (2007)
Third Season