



2018-19 AUBURN MEN'S BASKETBALL

SCHEDULE/RESULTS

DATE	OPPONENT	TIME/RESULT
Nov. 6	South Alabama (SECN)	W, 101-58
Nov. 9	#25 Washington (SECN)	W, 88-66
Nov. 14	Mississippi College (SEC+)	W, 103-52
Nov. 19	! vs. Xavier (ESPN2)	W, 88-79 (OT)
Nov. 20	! vs. #1 Duke (ESPN)	L, 78-72
Nov. 21	! vs. Arizona (ESPN2)	W, 73-57
Nov. 28	Saint Peter's (SEC+)	W, 99-49
Dec. 4	UNC Asheville (SECN)	W, 67-41
Dec. 8	Dayton (SECN)	W, 82-72
Dec. 15	@ at UAB (CBSSN)	W, 75-71 (OT)
Dec. 19	at NC State (ESPN2)	L, 78-71
Dec. 22	Murray State (SECN)	W, 93-88
Dec. 29	North Florida (SEC+)	W, 95-49
Jan. 9	* at Ole Miss (ESPN2)	L, 82-67
Jan. 12	* Georgia (ESPN2)	W, 93-78
Jan. 16	* at Texas A&M (ESPNU)	W, 85-66
Jan. 19	* #12 Kentucky (ESPN)	L, 82-80
Jan. 22	* at South Carolina (SECN)	L, 80-77
Jan. 26	* at #22 Mississippi State (SECN)	L, 92-84
Jan. 30	* Missouri (SECN)	W, 92-58
Feb. 2	* Alabama (ESPN2)	W, 84-63
Feb. 5	* Florida (ESPNU)	W, 76-62
Feb. 9	* at #21 LSU (ESPN2)	1:00 pm
Feb. 13	* Ole Miss (SECN)	7:30 pm
Feb. 16	* at Vanderbilt (ESPN/2/U)	11:00 am
Feb. 20	* Arkansas (SECN)	7:30 pm
Feb. 23	* at Kentucky (CBS)	12:30 pm
Feb. 27	* at Georgia (ESPN2/U)	8:00 pm
Mar. 2	* Mississippi State (ESPN/2/U)	3:00 pm
Mar. 5	* at Alabama (ESPN/2/U/SECN)	8:00 pm
Mar. 9	* Tennessee (ESPN/2)	11:00 am

All times Central

! - Maui Invitational (Maui, Hawaii)

@ - Mike Slive Invitational (Birmingham, Ala./Legacy Arena)

MATCHUP



Auburn Tigers (16-6, 5-4 SEC)

Head Coach: Bruce Pearl, 24th season (548-213), 5th season at AU (86-68)



#21/22 LSU Tigers (18-4, 8-1 SEC)

Head Coach: Will Wade, 6th season (127-64), 2nd season at LSU (36-19)

Date / Time _____ Feb. 9, 2019 / 1 pm CT
 Site / Venue __ Baton Rouge, La. / Maravich Center (13,215)
 TV _____ ESPN2
 Pxp _____ Beth Mowins
 Analyst _____ Jimmy Dykes
 Radio _____ AU Sports Network / 93.9 Tiger FM / TuneIn
 Pxp _____ Rod Bramblett
 Analyst _____ Sonny Smith

Series History

Overall	LSU leads 85-69
In Auburn	Auburn leads 37-35
In Baton Rouge	LSU leads 46-25
Neutral Site	Auburn leads 6-4
Last Meeting	AU, 95-70 (1/27/18)
Streak	Auburn W3

» LSU holds an 85-69 advantage in the all-time series, but Auburn has won 11 of the last 16 between the two teams, including three straight.

» At 11.09 3-pointers per game, Auburn is on pace to finish with the 24th-best mark in NCAA history for 3s made per game in a season. The Tigers are currently on pace to be the only SEC and Power 5 team ever to total 11.09 3-pointers per game in a season.

» Auburn is third overall in the SEC and in conference games averaging 15.9 assists per game and 14.4 assists per game, respectively. The Tigers are 12-1 this season when they record at least 15 assists and 13-2 when they have more assists than turnovers.

» Auburn is 115-of-153 (75.2 percent) from the charity stripe over the last eight games after going 188-of-282 (66.7 percent) in the first 14 games of the season. Auburn is 9-1 when it shoots more free throws than an opponent and when it outscores an opponent from the line. The Tigers are 10-0 when an opponent attempts fewer than 20 free throws.

» Auburn's streak of 22 straight weeks of being ranked was snapped with the AP poll that came out Jan. 28. The streak trailed only the 30-week streak in 1999-2000 in program history. The Tigers had the eighth-longest active streak in the country.

» After being one of the youngest teams in the NCAA last year with one senior, Auburn boasts 13 upperclassmen and has 4,182 career points returning for the 2018-19 season - eighth-highest in the country.

» Auburn is one of just seven programs without a scholarship freshman on its roster, joining Alcorn State, Bethune-Cookman, Louisville, South Alabama, Tulsa and UT Martin.

PROBABLE AUBURN STARTERS

Pos.	No.	Name	Ht.	Wt.	Cl.	Hometown (Last School)	PPG	RPG	APG	Blk	Stl	FG%	FT%
G	1	Jared Harper	5-11	175	Jr.	Mableton, Ga. (Pebblebrook HS)	15.2	2.6	6.3	0	20	.403	.814
G	2	Bryce Brown	6-3	198	Sr.	Stone Mountain, Ga. (Tucker HS)	17.0	2.2	2.0	2	23	.448	.833
F	5	Chuma Okeke	6-8	230	So.	Atlanta, Ga. (Westlake HS)	10.5	6.4	2.2	26	38	.489	.667
G	10	Samir Doughty	6-4	195	Jr.	Philadelphia, Pa. (VCU)	8.3	3.7	1.9	2	33	.478	.964
F	24	Anfernee McLemore	6-7	220	Jr.	Warwick, Ga. (Worth County)	7.0	4.5	0.2	32	18	.462	.559
F	0	Horace Spencer	6-8	225	Sr.	Philadelphia, Pa. (Findlay Prep)	4.6	5.0	0.5	16	16	.444	.513
F	3	Danjel Purifoy	6-7	230	Jr.	Centreville, Ala. (Hargrave Military Academy)	3.3	1.6	0.8	0	6	.393	.714
G/F	4	Malik Dunbar	6-6	230	Sr.	North Augusta, S.C. (Col. of Central Florida)	7.7	3.5	0.6	8	24	.484	.655
G	12	J'Von McCormick	6-0	175	Jr.	New Orleans, La. (Lee College)	3.5	1.0	1.7	1	18	.527	.556
C	50	Austin Wiley	6-11	260	Jr.	Hoover, Ala. (Calusa Prep)	10.3	5.9	0.1	28	4	.585	.597

PROBABLE LSU STARTERS

Pos.	No.	Name	Ht.	Wt.	Cl.	Hometown (Last School)	PPG	RPG	APG	Blk	Stl	FG%	FT%
F	0	Naz Reid	6-10	250	Fr.	Asbury Park, N.J. (Roselle Catholic HS)	13.9	6.0	1.0	21	17	.450	.758
G	3	Tremont Waters	5-11	175	So.	New Haven, Conn. (Notre Dame HS)	15.6	3.2	5.9	3	67	.450	.778
G	4	Skylar Mays	6-4	200	Jr.	Baton Rouge, La. (Findlay Prep)	13.1	3.1	2.3	4	44	.458	.883
F	11	Kavell Bigby-Williams	6-11	250	Sr.	London, England (Oregon)	7.8	5.7	0.3	44	9	.698	.633
G	14	Marlon Taylor	6-5	210	Jr.	Mount Vernon, N.Y. (Panola College)	6.9	3.6	0.6	5	15	.468	.704
G	1	Javonte Smart	6-4	200	Fr.	Baton Rouge, La. (Scotlandville Magnet HS)	10.5	3.1	2.3	3	28	.371	.842
F	22	Darius Days	6-6	225	Fr.	Raleigh, Fla. (IMG Academy)	5.3	4.5	0.4	10	20	.447	.840
F	24	Emmitt Williams	6-6	225	Fr.	Fort Myers, Fla. (Oak Ridge HS)	8.0	5.9	0.4	13	8	.625	.687

MEDIA SPOT CHART

(probable starters in orange)

	0	HORACE SPENCER	<p>SR » F » 6-8 » 225 » Philadelphia, Pa. » Findlay Prep</p> <ul style="list-style-type: none"> • 10 offensive reb vs. Miss. College (1 shy of Auburn record) • 4th on career blk list at 152; 3rd is Korvotney Barber at 155 • LAST GAME: 6 pts, 7 reb, 1 ast, 1 blk, 1 stl in 21 min vs. Florida 	<p>Career-Highs Pts _____ 14 Reb _____ 17 Ast _____ 3 Blk _____ 7 Min _____ 29</p>
	1	JARED HARPER	<p>JR » G » 5-11 » 175 » Mableton, Ga. » Pebblebrook HS</p> <ul style="list-style-type: none"> • Team-high 16.8 ppg in games away from Auburn this season • Team has scored 347 points off assists from Harper • LAST GAME: 8 pts, 3 ast in 27 min vs. Florida 	<p>Career-Highs Pts _____ 31 Reb _____ 6 (3x) Ast _____ 14 Stl _____ 4 (3x) Min _____ 43</p>
	2	BRYCE BROWN	<p>SR » G » 6-3 » 198 » Stone Mountain, Ga. » Tucker HS</p> <ul style="list-style-type: none"> • 7th in SEC history with 319 3s; 6th is Kenny Boynton (UF) at 333 • Holding defensive matchup to 34% FG (75-218), 115 TO, 61 AST • LAST GAME: 14 pts, 1 ast, 6-12 FG in 32 min vs. Florida 	<p>Career-Highs Pts _____ 34 Reb _____ 6 Ast _____ 5 (5x) Stl _____ 3 (7x) Min _____ 43</p>
	3	DANJEL PURIFOY	<p>JR » F » 6-7 » 230 » Centreville, Ala. » Hargrave Military Academy</p> <ul style="list-style-type: none"> • Saw first action in 647 days at UAB (last game vs. Missouri on 3/8/17) • Hit a 3-pointer in 5 of last 6 games • LAST GAME: 5 pts, 2 reb, 2 ast, 1-1 3-pt in 13 min vs. Florida 	<p>Career-Highs Pts _____ 27 (2x) Reb _____ 15 Ast _____ 9 Stl _____ 3 (6x) Min _____ 39</p>
	4	MALIK DUNBAR	<p>SR » G/F » 6-6 » 230 » North Augusta, S.C. » Col. of Central Florida</p> <ul style="list-style-type: none"> • 7.8 ppg, 3.4 rpg, 46% FG, 37% 3-pt in games won this season • Team is 9-3 when he scores in double figures in his career • LAST GAME: 9 pts, 1 ast, 1 reb, 3-5 FG in 16 min vs. Florida 	<p>Career-Highs Pts _____ 16 Reb _____ 8 Ast _____ 2 (3x) Stl _____ 5 Min _____ 26</p>
	5	CHUMA OKEKE	<p>SO » F » 6-8 » 230 » Atlanta, Ga. » Westlake HS</p> <ul style="list-style-type: none"> • Double figures in last 7 games (12.0 ppg and 7.0 rpg) • Team is 5-1 when he makes 3+ 3s in a game in his career • LAST GAME: 11 pts, 8 reb, 3 stl, 2 ast in 27 min vs. Florida 	<p>Career-Highs Pts _____ 20 Reb _____ 12 Ast _____ 5 (2x) Blk _____ 3 (2x) Min _____ 36</p>
	10	SAMIR DOUGHTY	<p>JR » G » 6-4 » 195 » Philadelphia, Pa. » VCU</p> <ul style="list-style-type: none"> • 9.2 ppg, 4.2 rpg, 1.6 spg, 50% FG, 44% 3-pt in games won this year • 96% FT would set Auburn record; 88% by Eddie Johnson (74-75) • LAST GAME: 12 pts, 5 reb, 3 stl, 2 ast, 4-8 FG in 32 min vs. Florida 	<p>Career-Highs Pts _____ 23 Reb _____ 10 Ast _____ 10 Stl _____ 4 (2x) Min _____ 34 (2x)</p>
	12	J'VON MCCORMICK	<p>JR » G » 6-0 » 175 » New Orleans, La. » Lee College</p> <ul style="list-style-type: none"> • Career-highs in pts (14) and stl (3) at NC State • Known as quick floor general with ability to take it to the rack • LAST GAME: 4 pts, 2 ast, 1 stl, 1-1 FG in 13 min vs. Florida 	<p>Career-Highs Pts _____ 14 Reb _____ 4 (2x) Ast _____ 4 (3x) Stl _____ 3 (4x) Min _____ 22</p>
	20	MYLES PARKER	<p>FR » F » 6-8 » 200 » Madison, Ala. » Madison Academy</p> <ul style="list-style-type: none"> • Made first appearance in Auburn uniform vs. South Alabama • Lengthy forward with potential to contribute early in career • LAST GAME: 0+ min vs. Florida 	<p>Career-Highs Pts _____ 3 Reb _____ 0 Ast _____ 0 Stl _____ 1 Min _____ 6</p>
	22	WILL MACOY	<p>JR » G » 6-4 » 200 » Birmingham, Ala. » Vestavia Hills HS</p> <ul style="list-style-type: none"> • Earned scholarship in locker room following win vs. Georgia (1/12) • Played in 24 career games • LAST GAME: 0+ min vs. Florida 	<p>Career-Highs Pts _____ 8 Reb _____ 1 (4x) Ast _____ 1 Stl _____ 1 (3x) Min _____ 5</p>
	24	ANFERNEE MCLEMORE	<p>JR » F » 6-7 » 220 » Warwick, Ga. » Worth County HS</p> <ul style="list-style-type: none"> • 7.7 ppg, 49% FG in SEC games this season • 6th on career blk list with 142; 5th is Charles Barkley at 145 • LAST GAME: 5 pts, 3 reb, 2-4 FG in 14 min vs. Florida 	<p>Career-Highs Pts _____ 19 (3x) Reb _____ 13 Ast _____ 2 (3x) Blk _____ 6 Min _____ 30</p>
	41	COLE BLACKSTOCK	<p>SR » F » 6-9 » 260 » Killen, Ala. » Brooks HS</p> <ul style="list-style-type: none"> • Earned scholarship in locker room following win vs. Georgia (1/12) • Appeared in 30 career games • LAST GAME: 0+ min vs. Florida 	<p>Career-Highs Pts _____ 3 Reb _____ 2 (3x) Ast _____ 1 Blk _____ 1 (3x) Min _____ 5</p>
	50	AUSTIN WILEY	<p>JR » C » 6-11 » 260 » Hoover, Ala. » Calusa Prep</p> <ul style="list-style-type: none"> • Returned to court after missing 5 games (lower leg injury) • Double-double (17 pts, 10 reb) in first start of 18-19 vs. Murray State • LAST GAME: 2 pts, 2 reb, 1-1 FG in 5 min vs. Florida 	<p>Career-Highs Pts _____ 25 Reb _____ 12 Ast _____ 1 (6x) Blk _____ 5 (2x) Min _____ 26 (2x)</p>

2018-19 NUMERICAL ROSTER

No.	Name	Pos.	Ht.	Wt.	Cl.	Hometown (Last School)
0	Horace Spencer	F	6-8	225	Sr.	Philadelphia, Pa. (Findlay Prep)
1	Jared Harper	G	6-0	175	Jr.	Mableton, Ga. (Pebblebrook)
2	Bryce Brown	G	6-3	198	Sr.	Stone Mountain, Ga. (Tucker)
3	Danjel Purifoy	F	6-7	230	Jr.	Centreville, Ala. (Hargrave Military Academy)
4	Malik Dunbar	G/F	6-6	230	Sr.	North Augusta, S.C. (College of Central Florida)
5	Chuma Okeke	F	6-8	230	So.	Atlanta, Ga. (Westlake)
10	Samir Doughty	G	6-4	195	Jr.	Philadelphia, Pa. (VCU)
12	J'Von McCormick	G	6-0	175	Jr.	New Orleans, La. (Lee College)
14	Preston Cook	G	6-4	190	Fr.	Auburn, Ala. (Auburn)
20	Myles Parker	F	6-8	200	Fr.	Madison, Ala. (Madison Academy)
21	Devontae Williams	G	6-5	215	Jr.	Opp, Ala. (Opp)
22	Will Macoy	G	6-4	200	Jr.	Birmingham, Ala. (Vestavia Hills)
23	Jamal Johnson*	G	6-4	185	So.	Birmingham, Ala. (Memphis)
24	Anfernee McLemore	F	6-7	220	Jr.	Warwick, Ga. (Worth County)
33	Chase Maasdorp	G	6-0	170	Fr.	Lakewood Ranch, Fla. (The Out-of-Door Academy)
41	Cole Blackstock	F	6-9	260	Sr.	Killen, Ala. (Brooks)
50	Austin Wiley	C	6-11	260	Jr.	Hoover, Ala. (Calusa Prep)
54	Thomas Collier	F	6-9	215	Jr.	Birmingham, Ala. (Briarwood Christian)

* will redshirt 2018-19 season after transferring and have three years of eligibility remaining

- Head Coach:** Bruce Pearl (5th season)
- Assistant Coach:** Ira Bowman (1st season)
- Assistant Coach:** Wes Flanigan (1st season)
- Assistant Coach:** Steven Pearl (5th season)
- Director of Operations:** Chad Prewett (4th season)
- Assistant Director of Operations:** Mike Burgomaster (3rd season)
- Athletic Trainer:** Clark Pearson (10th season)
- Strength & Conditioning Coach:** Damon Davis (10th season)
- Video Coordinator:** Ian Borders (1st season)

2018-19 ALPHABETICAL ROSTER

No.	Name	Pos.	Ht.	Wt.	Cl.	Hometown (Last School)
41	Cole Blackstock	F	6-9	260	Sr.	Killen, Ala. (Brooks)
2	Bryce Brown	G	6-3	198	Sr.	Stone Mountain, Ga. (Tucker)
54	Thomas Collier	F	6-9	215	Jr.	Birmingham, Ala. (Briarwood Christian)
14	Preston Cook	G	6-4	190	Fr.	Auburn, Ala. (Auburn)
10	Samir Doughty	G	6-4	195	Jr.	Philadelphia, Pa. (VCU)
4	Malik Dunbar	G/F	6-6	230	Sr.	North Augusta, S.C. (College of Central Florida)
1	Jared Harper	G	6-0	175	Jr.	Mableton, Ga. (Pebblebrook)
23	Jamal Johnson*	G	6-4	185	So.	Birmingham, Ala. (Memphis)
22	Will Macoy	G	6-4	200	Jr.	Birmingham, Ala. (Vestavia Hills)
33	Chase Maasdorp	G	6-0	170	Fr.	Lakewood Ranch, Fla. (The Out-of-Door Academy)
12	J'Von McCormick	G	6-0	175	Jr.	New Orleans, La. (Lee College)
24	Anfernee McLemore	F	6-7	220	Jr.	Warwick, Ga. (Worth County)
0	Horace Spencer	F	6-8	225	Sr.	Philadelphia, Pa. (Findlay Prep)
5	Chuma Okeke	F	6-8	230	So.	Atlanta, Ga. (Westlake)
20	Myles Parker	F	6-8	200	Fr.	Madison, Ala. (Madison Academy)
3	Danjel Purifoy	F	6-7	230	Jr.	Centreville, Ala. (Hargrave Military Academy)
50	Austin Wiley	C	6-11	260	Jr.	Hoover, Ala. (Calusa Prep)
21	Devontae Williams	G	6-5	215	Jr.	Opp, Ala. (Opp)

ROSTER BY CLASS

- Freshmen (3)**
Preston Cook, Chase Maasdorp, Myles Parker
- Sophomores (2)**
Jamal Johnson, Chuma Okeke
- Juniors (9)**
Thomas Collier, Samir Doughty, Jared Harper, Will Macoy, J'Von McCormick, Anfernee McLemore, Danjel Purifoy, Austin Wiley, Devontae Williams
- Seniors (4)**
Cole Blackstock, Bryce Brown, Malik Dunbar, Horace Spencer

PRONUNCIATION GUIDE

- SAMIR DOUGHTY** SAH-meer DOW-tee
- MALIK** Dunbar Muh-LEEK
- J'VON** McCormick JAY-vahn
- ANFERNEE** McLemore ANN-fur-knee
- CHUMA OKEKE** CHOO-muh oh-KEE-KEE
- DANJEL PURIFOY** DAN-jel PURE-a-foy
- HORACE** Spencer HOR-us
- MAASDORP** CHASE MAAHS-doorp

QUICK FACTS

UNIVERSITY INFORMATION

Location _____ Auburn, Ala.
 Founded _____ 1856
 Enrollment _____ 25,469
 Nickname _____ Tigers
 Colors _____ Burnt Orange and Navy Blue
 Conference _____ Southeastern (SEC)

ADMINISTRATION

President _____ Dr. Steven Leath
 Director of Athletics _____ Allen Greene
 Athletics Phone _____ 855-282-2010

BASKETBALL STAFF INFORMATION

Head Coach _____ Bruce Pearl
 Alma Mater _____ Boston College '82
 Career Record _____ 548-213 (.720)
 Seasons _____ 24th
 Record at Auburn _____ 86-68 (.559)
 Seasons _____ 5th
 Assistant Coach _____ Ira Bowman
 Alma Mater _____ Penn '96
 Assistant Coach _____ Wes Flanigan
 Alma Mater _____ Auburn '97
 Assistant Coach _____ Steven Pearl
 Alma Mater _____ Tennessee '10
 Director of Operations _____ Chad Prewett
 Alma Mater _____ Troy State '94
 Assistant Director of Ops _____ Mike Burgomaster
 Alma Mater _____ Miami '16
 Athletic Trainer _____ Clark Pearson
 Alma Mater _____ Kentucky '96
 Strength & Conditioning Coach _____ Damon Davis
 Alma Mater _____ Western Illinois '03
 Video Coordinator _____ Ian Borders
 Alma Mater _____ Louisville '07

PROGRAM INFORMATION

First Year of Basketball _____ 1905-06
 All-Time Record _____ 1335-1185-1 (.530)
 All-Time SEC Record _____ 604-739 (.450)
 SEC Championships _____ 3 (1960, 1999, 2018)
 SEC Tournament Titles _____ 1 (1985)
 NCAA Tournament Appearances _____ 9
 NCAA Tournament Record _____ 13-9
 All-Americans _____ 13
 All-SEC Selections _____ 91

TEAM INFORMATION

2017-18 Record _____ 26-8
 SEC Record / Finish _____ 13-5 / 1st
 Home / Away / Neutral _____ 15-1 / 7-4 / 4-3
 Associated Press Final Ranking _____ 19
 USA Today Final Ranking _____ 23
 Letterwinners Returning / Lost _____ 11 / 4
 Starters Returning / Lost _____ 3 / 2
 Newcomers _____ 2

ATHLETICS COMMUNICATIONS

Associate AD _____ Kirk Sampson
 Assistant Director (MBB Contact) _____ Cody Voga
 Cell _____ 334-750-9023
 Email _____ voga@auburn.edu

SOCIAL MEDIA

Instagram _____ @AuburnMBB / @AuburnTigers
 Twitter _____ @AuburnMBB / @AuburnTigers
 Facebook _____ @AuburnMBB / @AuburnTigers
 Hashtags _____ #WarEagle / #UnfinishedBusiness

BRUCE PEARL

Head Coach
5th year at Auburn • 86-68
24th year overall • 548-213



- 7 National Coach of the Year Awards
- 2006 Basketball Times, CBSsportsline, Sporting News National Coach of the Year
- 2008 SEC Co-Coach of the Year
- 2008 Rupp Cup Co-winner
- 2006 & 2008 AP SEC Coach of the Year
- Has advanced to postseason play in 19 of 23 years as a head coach
- Set single-season wins records at three different schools (29 at Southern Indiana in 1995; 26 at Wisconsin-Milwaukee in 2005; 31 at Tennessee in 2008)
- Bruce Pearl's teams have led their conference in scoring 17 of the 23 years that he has been a head coach. His squads were the SEC's scoring champion in four of his six seasons at Tennessee, averaging 77.4 ppg while allowing 70.5 ppg
- One of just seven active head coaches who has led his teams to at least 10 NCAA Sweet 16 appearances (10 total)
- Bruce Pearl is ranked second in the SEC among current head coaches in career winning percentage (.718), fifth in winning percentage as a SEC head coach (.622), fifth in average wins per year as a SEC head coach (21.0) and fifth in SEC games only win pct. (.540, 81-70)
- Bruce Pearl is the 11th coach in SEC history to win four conference crowns (overall or division) in a 10-year span. He is on the same list as Adolph Rupp (UK), Babe McCarthy (MSU), Billy Donovan (UF), Dale Brown (LSU), Joe Hall (UK), John Calipari (UK), Nolan Richardson (ARK), Rick Pitino (UK), Rick Stansbury (MSU) and Tubby Smith (UK)
- Auburn sold out of season tickets for the fourth straight time in 2017-18, all under Pearl, to continue the school record streak. Prior to Pearl, the only other time the Tigers sold out of season tickets came in the 1999-2000 season
- Auburn averaged 8,221 in its 15 home games during the 2017-18 season, which included seven sellouts in the nine SEC games. The 8,221 average is the highest in Auburn Arena history
- In 23 years as a head coach, Bruce Pearl's teams have finished either first or second in conference play 16 times
- At the Division I level, Pearl's teams have topped the 100-point mark 18 times, including a high of 124 in 2009 as well as 121 in the 2007 NCAA Tournament. In his second year as a coach at Southern Indiana the team averaged 101.7 ppg
- In the past two seasons, Auburn has the best non-conference record in the SEC during the regular season at 23-3 (.885), while scheduling perennial NCAA Tournament teams in Dayton, Middle Tennessee, Murray State, Oklahoma, Texas Tech and UConn.

HEAD COACHING RECORD

Year	School	Record	Postseason
1992-93	Southern Indiana	22-7	NCAA Region 3rd Place
1993-94	Southern Indiana	28-4	NCAA Runner-Up
1994-95	Southern Indiana	29-4	NCAA Champions
1995-96	Southern Indiana	25-4	NCAA Sweet 16
1996-97	Southern Indiana	23-5	NCAA First Round
1997-98	Southern Indiana	27-6	NCAA Sweet 16
1998-99	Southern Indiana	26-6	NCAA Sweet 16
1999-00	Southern Indiana	25-6	NCAA Sweet 16
2000-01	Southern Indiana	26-4	NCAA First Round
Total		231-46	
2001-02	Milwaukee	16-13	-
2002-03	Milwaukee	24-8	NCAA First Round
2003-04	Milwaukee	20-11	NIT First Round
2004-05	Milwaukee	26-6	NCAA Sweet 16
Total		86-38	
2005-06	Tennessee	22-8	NCAA Second Round
2006-07	Tennessee	24-11	NCAA Sweet 16
2007-08	Tennessee	31-5	NCAA Sweet 16
2008-09	Tennessee	21-13	NCAA First Round
2009-10	Tennessee	28-9	NCAA Elite Eight
2010-11	Tennessee	19-15	-
Total		145-61	
2014-15	Auburn	15-20	-
2015-16	Auburn	11-20	-
2016-17	Auburn	18-14	-
2017-18	Auburn	26-8	NCAA Second Round
2018-19	Auburn	16-6	-
Total		86-68	
Career		548-213	

- His teams have been just as successful off the court as Auburn has had 18 graduates in four years – the most in the SEC. In 2018, Auburn received an Academic Progress Rate Public Recognition Award marking the first time the Tigers have been honored since the award began tracking data in 2004. The NCAA annually honors teams earning multiyear Academic Progress Rates in the top 10 percent of all squads in each sport.
- Auburn recently secured its third perfect APR score of 1,000 in mid-May, something that has never been accomplished in program history.
- In the past four years, Auburn men's basketball has averaged an APR of 995 (out of 1,000). In the previous four seasons before Pearl and his staff arrived, Auburn's APR average score was 940.
- Bruce Pearl has raised \$1 million in only four golf tournaments at Auburn. Pearl and his wife, Brandy, have remarkably raised \$770,000 in the last three years benefitting Children's Harbor in Birmingham through the Bruce Pearl Fore the Children Golf Classic. The mission of Children's Harbor is to help children with serious illness and their families. Over \$200,000 was raised in the Bruce, Barkley & Basketball Golf Classic Oct. 23-24, 2016, benefitting the Auburn Basketball program.
- Pearl started AURLIVE at Auburn in 2015-16 to benefit cancer patients in the fight to beat cancer. AURLIVE raises the awareness of cancer prevention and detection while t-shirt sales and donations raise money to benefit cancer patients. He initiated the AURLIVE program in 2009 at Tennessee in recognition of former Vol Chris Lofton, who beat testicular cancer through early diagnosis and treatment and went on to play the entire 2007-08 season while recovering from his battle with the disease.
- The Bruce Pearl Family Foundation in conjunction with L5 Foundation, an organization dedicated to addressing the essential and basic needs of cancer patients, donated \$20,000 to five charities in a ceremony in Knoxville in August 2015.
- The Pearl family announced on Feb. 27, 2007, a \$100,000 donation to endow a scholarship in the name of former Tennessee player Dane Bradshaw. The Dane Bradshaw Athletic Scholarship Endowment is awarded to the male or female student-athlete at UT who best epitomizes the characteristics of the 2006-07 senior captain.

TOP PERFORMANCES UNDER PEARL AT AUBURN

MOST POINTS TEAM

- 119, vs. Northwestern State (Nov. 27, 2015)
119, vs. Winthrop (Nov. 24, 2017)
- 117, vs. Coastal Carolina (Dec. 15, 2016)
- 105, vs. Louisiana (Nov. 21, 2014)
- 103, vs. Mississippi College (Nov. 14, 2018)**

MOST POINTS INDIVIDUAL

- 34, Bryce Brown vs. Dayton (Dec. 8, 2018)**
- 31, Bryce Brown vs. Norfolk State (Nov. 10, 2017)
31, Mustapha Heron vs. Winthrop (Nov. 24, 2017)
31, Jared Harper at UAB (Dec. 15, 2018)
- 29, Antoine Mason at Kentucky (Feb. 21, 2015)
29, KT Harrell vs. LSU (Mar. 13, 2015)
29, Bryce Brown vs. South Carolina (Mar. 3, 2018)

MOST REBOUNDS TEAM

- 66, vs. Mississippi College (Nov. 14, 2018)**
- 52, vs. Gardner-Webb (Dec. 6, 2017)
- 51, vs. Eastern Kentucky (Nov. 17, 2016)
51, at UConn (Dec. 23, 2016)
- 50, at Texas A&M (Jan. 16, 2019)**

MOST REBOUNDS INDIVIDUAL

- 19, Cinmeon Bowers at Middle Tennessee (Dec. 12, 2015)
- 18, Cinmeon Bowers vs. Alabama (Jan. 19, 2016)
18, Cinmeon Bowers vs. Ole Miss (Feb. 20, 2016)
- 17, Cinmeon Bowers vs. Milwaukee (Nov. 14, 2014)
17, Cinmeon Bowers vs. Winthrop (Dec. 17, 2014)
17, Cinmeon Bowers vs. Mississippi State (Jan. 21, 2015)
17, Horace Spencer vs. Mississippi College (Nov. 14, 2018)

MOST 3-POINTERS TEAM

- 21, vs. Coastal Carolina (Dec. 15, 2016)
- 18, vs. South Alabama (Nov. 6, 2018)**
- 17, vs. Northwestern State (Nov. 27, 2015)
17, vs. Vanderbilt (Feb. 3, 2018)
- 16, vs. Alabama (Jan. 30, 2019)**

MOST 3-POINTERS INDIVIDUAL

- 9, Bryce Brown at Arkansas (Feb. 17, 2016)
- 8, Kareem Canty at Middle Tennessee (Dec. 12, 2015)
8, Bryce Brown vs. South Carolina (Mar. 3, 2018)
- 7, KT Harrell vs. Coastal Carolina (Dec. 5, 2014)
7, Bryce Brown at Ole Miss (Jan. 9, 2019)

MOST FT MADE TEAM

- 31, vs. Arkansas (Feb. 10, 2015)
31, at Arkansas - Feb. 27, 2018)
- 30, at South Carolina (Feb. 17, 2018)
- 29, vs. Georgia (Feb. 24, 2016)
29, vs. Ole Miss (Jan. 9, 2017)

MOST FT MADE INDIVIDUAL

- 15, KT Harrell vs. Georgia (Mar. 3, 2015)
15, Jared Harper at UAB (Dec. 15, 2018)
- 14, Jared Harper vs. Ole Miss (Jan. 7, 2017)
- 12, Desean Murray vs. Ole Miss (Jan. 9, 2018)
- 11, Cinmeon Bowers vs. Missouri (Jan. 10, 2015)
11, KT Harrell vs. Texas A&M (Mar. 12, 2015)
11, KT Harrell vs. Kentucky (Mar. 14, 2015)
11, Jared Harper at Arkansas (Feb. 27, 2018)
11, Austin Wiley vs. Alabama (Jan. 21, 2017)
11, Jared Harper vs. Oklahoma (Dec. 21, 2016)

MOST FT ATTEMPTED TEAM

- 42, vs. Eastern Kentucky (Nov. 17, 2016)
42, vs. Alabama (Jan. 21, 2017)
- 40, vs. Arkansas (Feb. 10, 2015)
40, vs. Alabama (Jan. 19, 2016)
- 39, vs. Milwaukee (Nov. 14, 2014)
39, vs. Georgia (Feb. 24, 2016)
39, vs. Georgia State (Nov. 14, 2016)
39, at South Carolina (Jan. 24, 2017)
39, vs. Florida (Feb. 14, 2017)

MOST FT ATTEMPTED INDIVIDUAL

- 18, Cinmeon Bowers vs. Missouri (Jan. 10, 2015)
18, KT Harrell vs. LSU (Mar. 13, 2015)
18, Austin Wiley vs. Alabama (Jan. 21, 2017)
- 17, Jared Harper vs. Ole Miss (Jan. 7, 2017)
- 16, Cinmeon Bowers vs. LSU (Feb. 2, 2016)
16, Jared Harper at UAB (Dec. 15, 2018)

MOST ASSISTS TEAM

- 25, vs. Saint Peter's (Nov. 28, 2018)**
- 24, vs. South Alabama (Nov. 6, 2018)**
- 23, vs. Northwestern State (Nov. 27, 2015)
23, vs. USC Upstate (Nov. 29, 2016)
23, at TCU (Jan. 28, 2017)
23, vs. North Florida (Dec. 29, 2018)

MOST ASSISTS INDIVIDUAL

- 14, Jared Harper vs. Vanderbilt (Feb. 3, 2018)
- 13, Jared Harper vs. South Alabama (Nov. 6, 2018)**
- 10, Kareem Canty vs. Northwestern State (Nov. 27, 2015)
10, Jared Harper vs. Gardner-Webb (Dec. 6, 2017)
10, Jared Harper vs. Murray State (Dec. 22, 2018)
10, Jared Harper vs. North Florida (Dec. 29, 2018)

MOST STEALS TEAM

- 20, vs. North Florida (Dec. 29, 2018)**
- 16, vs. Saint Peter's (Nov. 28, 2018)**
- 14, vs. Georgia (Jan. 20, 2018)
14, vs. Alabama (Feb. 21, 2018)
14, vs. Mississippi College (Nov. 14, 2018)

MOST STEALS INDIVIDUAL

- 5, K.C. Ross-Miller vs. Oregon State (Nov. 26, 2014)
5, K.C. Ross-Miller vs. Middle Tennessee (Dec. 29, 2014)
5, Antoine Mason at LSU (Feb. 5, 2015)
5, Malik Dunbar vs. UNC Asheville (Dec. 4, 2018)
5, Chuma Okeke vs. Murray State (Dec. 22, 2018)
5, Chuma Okeke vs. North Florida (Dec. 29, 2018)

MOST BLOCKS TEAM

- 12, at Missouri (Jan. 10, 2017)
12, vs. UNC Asheville (Dec. 4, 2018)
- 11, vs. Boston College (Dec. 12, 2016)
10, vs. Gardner-Webb (Dec. 6, 2017)
10, at Murray St. (Dec. 19, 2017)
10, vs. Cornell (Dec. 30, 2017)

MOST BLOCKS INDIVIDUAL

- 7, Horace Spencer at Arkansas (Feb. 17, 2016)
- 6, Horace Spencer vs. Oklahoma State (Jan. 30, 2016)
6, Horace Spencer vs. Boston College (Dec. 12, 2016)
6, Anfernee McLemore vs. Gardner-Webb (Dec. 6, 2017)
6, Anfernee McLemore at Missouri (Jan. 24, 2018)

AUBURN VS. LSU SERIES

» This is the 155th meeting all-time between Auburn and LSU, and LSU holds an 85-69 advantage. Auburn has won 11 of the last 16 between the two teams, including three straight. A win would give Auburn its fourth winning streak of at least four games in the series and its first since winning five straight from Feb. 25, 1974-March 6, 1976.

» LSU leads 46-25 in games played at LSU, including a 23-19 at the PMAC, but Auburn has won five of the last eight in Baton Rouge.

» Bruce Pearl is 10-5 in his head coaching career against LSU, including a 5-2 mark at Auburn and 5-3 at Tennessee. Against LSU, Pearl is 4-3 at home (2-2 at Auburn), 4-1 on the road (2-0 at Auburn) and 2-1 at neutral sites (1-0 at Auburn).

THE HUNT FOR 100 SEC WINS

» Auburn head coach Bruce Pearl is just two victories away from picking up his 100th SEC win. Pearl would become the 23rd coach in conference history to amass 100 victories and just the fifth to accomplish the feat while coaching two schools.

» The other coaches to have 100 SEC wins while leading two programs include C.M. Newton (195, Alabama and Vanderbilt), Tubby Smith (139, Georgia and Kentucky), Don DeVoe (110, Tennessee and Florida) and John Mauer (103, Tennessee and Florida).

» Coach Pearl would be one of just two active coaches to tally 100 conference wins in the league, joining Kentucky head coach John Calipari.

MOST COMMON OPPONENTS

» Auburn just completed a perfect 3-0 homestand during which the Tigers outscored its opponents 84.0-61.0. The Tigers shot 49.2 from the field, including 38-of-88 from 3-point range. Auburn held opponents to a 42.5 field-goal percentage and 30.2 percent shooting from long range. The Tigers recorded an average of 16.3 assists to just 10.7 turnovers per game, while forcing 19.3 turnovers per game.

CONTINUING THE IMPROVEMENT: CONFERENCE WIN TOTALS

Auburn is one of just 13 teams in the country to have improved its win totals in conference play each of the last four seasons. The Tigers are one of only two power-five programs to accomplish the feat, joining USC. Auburn won four Southeastern Conference games in 2015, five in 2016, seven in 2017 and 13 in 2018 to become the SEC champions.

MOST COMMON OPPONENTS

» The 154 meetings between Auburn and LSU make the Bayou Bengals the fourth-most common opponent for Auburn in the Tigers' 113-year history.

Opponent	Games	Series Record
Georgia	188	94-94 (Tied)
Florida	167	88-79 (AU)
Alabama	159	96-63 (UA)
LSU	154	85-69 (LSU)
Mississippi State	146	76-70 (AU)

DYNAMIC BACKCOURT

» Auburn has been led so far this season by its dynamic backcourt of Bryce Brown and Jared Harper. The duo is averaging 32.2 points and 6.1 3-point field goals per game. The pair has been even better in conference play, averaging 34.9 points and 6.4 3-pointers on 42.6 percent shooting from deep. Their 55 3-pointers in SEC play are more than two SEC teams. Brown (3.5; 2nd) and Harper (2.5; 6th) are the only pair of teammates who rank in the top six in the SEC in 3-point field goals per game and are also the only duo ranked in the top five in 3-point field goal percentage (Brown 41.1 percent, 4th; Harper 38.6 percent, 5th). They have made 134 3s, which is more than 33 DI teams.

» The duo has combined for 12 20-point games this season, including Auburn's win over Xavier in the first round of the Maui Invitational when Brown scored 26 and Harper added 25, season highs for each at the time. The pair has each had a 30-plus-point game this season. Against Dayton, Brown scored a career-high 34 points, including 22 first-half points, on 10-of-18 field goals, 6-of-13 from 3-point range and 8-of-9 from the free-throw line, while Harper added 20 points on 4-of-7 shooting from long range and 6-of-6 from the free-throw line. He also dished out seven assists to just one turnover. In Auburn's win over UAB, Harper scored a career-high 31 points, including 23 of the Tigers' last 30 points over the final 9:23 of regulation and overtime.

TALE OF THE TAPE



Scoring Offense	83.9	83.4
Scoring Defense	68.2	73.2
Scoring Margin	+15.6	+10.2
FG Pct.	.460	.475
FG Pct. Defense	.428	.439
3-pt. FG Pct.	.374	.327
3-pt. FG Pct. Defense	.349	.339
FT Pct.	.697	.764
Rebounds Per Game	37.4	38.0
Opp. Rebounds Per Game	33.9	32.8
Rebound Margin	+3.5	+5.2
Assists Per Game	15.9	13.8
Turnovers Per Game	13.0	14.5
Opp. Turnovers Per Game	18.8	16.3
Turnover Margin	+5.8	+1.8
Assist/Turnover Ratio	1.2	0.9
Steals Per Game	9.3	9.7
Blocks Per Game	5.4	4.8

TOTAL +/-

	Last Game	Season	Avg.
#0 Spencer	+4	+180	+8.2
#1 Harper	+26	+306	+13.9
#2 Brown	+3	+237	+10.8
#3 Purifoy	+5	+19	+1.9
#4 Dunbar	+13	+152	+6.9
#5 Okeke	+11	+282	+12.8
#10 Doughty	+16	+236	+10.7
#12 McCormick	-8	+84	+4.0
#14 Cook	DNP	+1	+0.1
#20 Parker	-2	+4	+0.4
#21 Williams	DNP	-14	-2.0
#22 Macoy	-2	-9	-0.9
#24 McLemore	+10	+170	+7.7
#33 Maasdorp	-2	-25	-2.8
#41 Blackstock	-2	-10	-1.1
#50 Wiley	+2	+88	+5.5
#54 Collier	-2	-10	-1.3

PRE-GAME QUOTES

Horace Spencer, F, Sr.

On last three games defensively...
 "That's been our main focus in practice -- playing defense and just trying to grow in that area. It's just time to stop other teams from doing what they do. If we stop their actions, make them uncomfortable from running their actions is really our main focus, force turnovers, run on the break, and look pretty while we're doing it."

Samir Doughty, G, Jr.

On improving 3-point shot in his transfer year...
 "I just worked on different shooting drills throughout the summer. Since I left VCU, I've just been trying to become a better shooter. I know Coach Bruce [Pearl] likes to shoot a lot of 3s. I didn't want to be a liability, and teams not play me on the 3-point line. So I just worked on my 3-point [shot] and tried to improve every day."



» Brown leads the SEC with 4.13-point FGM and a 48.73-point field goal percentage in SEC play, while Harper is tied for sixth at 2.33-point FGM.

» Bryce Brown's 34 points vs. Dayton are the most by a Tiger since Toney Douglas scored 38 points against Nicholls State on Nov. 24, 2004, and are tied with Isaiah Joe of Arkansas for the third-most points scored in the SEC this season. He is fourth in the SEC averaging 17.0 ppg, while Harper is ninth at 15.2 points per game.

DOWNTOWN BRYCE BROWN

» Bryce Brown became Auburn's all-time career 3-point king in the Tigers' final game of the Maui Invitational against Arizona passing the old mark of 262 3-pointers set by Wesley Person. The record breaker came with 5:00 remaining in the game and gave Auburn a 66-51 lead. Brown has now made 319 career 3-pointers, becoming the eighth player to reach 300 career 3-pointers in SEC history in the Tigers' game against Kentucky. At Mississippi State, he broke a tie with Vanderbilt's John Jenkins for seventh in career 3s in SEC history. He has the fifth-most career 3-pointers among all active DI players.

» Against UAB, Brown became the 23rd player in Auburn history to reach 1,200 career points. His 1,409 career points rank third among active SEC players. The senior has moved up 20 spots on Auburn's career scoring chart this season.

» Brown has scored in double figures in each of the last 11 games, and has led Auburn in scoring a team-best 12 times this season. He is averaging 18.5 points per game and is shooting 45-of-94 (47.9 percent) from 3-point range over his last 11 games. He led Auburn with 28 points, including 25 in the second half against Kentucky. He was 8-of-9 from the field, 6-of-7 from 3-point range and 6-of-6 from the free-throw line against the Wildcats. At Texas A&M, Brown scored 22 points, including 20 in the first half and 18 straight points for Auburn at one point. Brown, who scored 22 points in the first half against Dayton, has scored 20-plus points in a half three times this season. Six of his 17 career 20-point games have come this season, including four in Auburn's nine SEC games this season. He became the 19th player in Auburn history to score 1,300 career points against Kentucky.

All-Time Scoring List (Auburn)

10.	Marquis Daniels	1999-2003	1,532
11.	Scott Pohlman	1997-2001	1,442
12.	DeWayne Reed	2006-10	1,426
13.	Bryce Brown	2015-P	1,409
14.	Rasheem Barrett	2005-09	1,396
15.	Frank Ford	1983-87	1,389

» Brown, who has made at least four 3-pointers in 12 of 22 games this season, is the SEC's third-leading scorer in conference play at 19.3 points per game and leads the league in SEC play with 4.13s per game and a 48.73-point field goal percentage. He averaged 20.3 points and hit 13 3s in three games in the Maui Invitational. Brown extended his own Auburn career record with his 22nd game with at least five made 3s against Alabama. He has had seven games with at least five 3s this season, including the Tigers' games at Texas A&M and against Kentucky where he was 11-of-18 from distance. He is second in the SEC averaging 3.5 made 3s per game

this season. Since the beginning of last season, he is averaging 18.6 points on 51.4 3-point shooting in SEC home games.

» Brown is 319-of-821 (.389) from 3-point range in his career. Brown currently has 78 3-pointers this season, which matches his total from his freshman season and Lance Weems in 1994-95 for eighth-most in a season in Auburn history. He is the only player in school history to have three of Auburn's top 10 seasons for 3FGM. Last season, he made 107 triples, coming within one 3-pointer of Lance Weems' school record, and he set an Auburn freshman record with 78 3-pointers in 2015-16.

All-Time 3-Pointers Made (SEC)

1.	Chris Lofton (UT)	2005-08	431
2.	Shan Foster (VU)	2005-08	367
3.	Pat Bradley (AR)	1996-99	366
4.	Allan Houston (UT)	1990-93	346
5.	Chris Warren (OM)	2008-11	334
6.	Kenny Boynton (UF)	2009-13	333
7.	Bryce Brown (AU)	2015-P	319
8.	John Jenkins (VU)	2010-12	306
9.	Ronnie McMahan (VU)	1992-95	296

All-Time 3-Pointers Made (Auburn)

1.	Bryce Brown	2015-P	319
2.	Wesley Person	1990-94	262
3.	Lance Weems	1992-96	240
4.	Ronnie Battle	1989-93	236
5.	Frankie Sullivan	2008-13	228
6.	Scott Pohlman	1997-2001	206
7.	Tay Waller	2008-10	187
8.	Daymeon Fishback	1996-2000	185
9.	DeWayne Reed	2006-10	184
10.	Jared Harper	2016-P	171

» Brown is ninth in the SEC shooting 44.8 percent from the field. He is the only player who is ranked in the top 9 in the SEC in field-goal percentage who has taken over half his shots from beyond the arc. For the season, 190 of his 268 (70.9 percent) have been from 3-point range.

KENPOM.COM CORNER

Adjusted Efficiency Margin

Value	SEC	NCAA
+22.96	3rd	14th

Adjusted Offensive Efficiency

Points scored per 100 possessions

Value	SEC	NCAA
119.4	2nd	8th

Adjusted Defensive Efficiency

Points allowed per 100 possessions

Value	SEC	NCAA
96.4	5th	55th

CHEF HARPER WITH THE POP, BOY

» Jared Harper, who was named to the Lute Olson Award Mid-Season Watch List earlier this season, is averaging 16.4 points and 5.5 assists over the last eight games (scored in double figures in seven straight before game vs. Florida).

» He has 1,148 career points and 418 assists, becoming the fifth player in Auburn history with 1,100 career points and 400 career assists at Mississippi State, joining Wes Flanigan, Eddie Johnson, DeWayne Reed and Doc Robinson. At Mississippi State, he also became the ninth player in program history to top 400 career assists and moved into the school's career top 10 for 3-pointers. He has 171 career 3-point field goals.

» The Tigers' point guard is the only player in the SEC averaging 15 points and six assists per game. He is ninth in the SEC with 15.2 points per game and second in the SEC and 17th nationally with 6.3 assists per game, while playing 33.5 minutes per game, which is fourth in the SEC. He is ninth in the league with an 81.4 free-throw percentage and is fifth shooting 38.6 percent from 3-point range, while making 2.5 shots from long range per game, which is sixth.

» Harper has five career games with double-digit assists, including three this season, and he is third in the SEC with a 2.8 assist-to-turnover ratio.

OFF THE COURT: ANFERNEE MCLEMORE

Anfernee McLemore is the perfect embodiment of what it means to be a student-athlete at Auburn University. The two-time Academic Top Tiger honoree recently served on the prestigious Southeastern Conference Men's Basketball Leadership Council. He also has logged hours at the "Breakfast Club" where he serves as a role model for young kids in the Auburn community.



» Auburn has scored 347 points off of Harper's assists this season. Harper has made or assisted on 242 of Auburn's 649 made field goals this season (37.3 percent). Harper's 415 career assists lead all SEC players and are seventh among all DI juniors.

All-Time Assists

1.	Gerald White	1983-87	624
2.	Wes Flanigan	1993-97	573
3.	Doc Robinson	1996-2000	568
4.	Quantez Robertson	2005-09	529
5.	Eddie Johnson	1973-77	499
6.	DeWayne Reed	2006-10	477
7.	Reggie Gallon	1989-93	466
8.	Paul Daniels	1980-84	460
9.	Jared Harper	2016-P	418

» Harper has made 339 free throws in his career, moving past Auburn assistant coach Wes Flanigan for fourth on Auburn's career free throw list in the Tigers' last game against Florida. He is ninth in the SEC with an 81.4 free-throw percentage.

All-Time Free Throws Made

1.	John Mengelt	1968-71	496
2.	Eddie Johnson	1973-77	410
3.	Chris Denson	2010-14	341
4.	Jared Harper	2016-P	339
5.	Wes Flanigan	1993-97	338
6.	Frankie Sullivan	2009-13	334
7.	Jeff Moore	1984-88	329
8.	DeWayne Reed	2006-10	324

» Harper became the 38th member of Auburn's 1,000-point club in Auburn's last nonconference game against North Florida. Since then, Harper has elevated himself into 28th on the all-time scoring list.

All-Time Scoring List (Auburn)

25.	Chris Denson	2010-14	1,190
26.	Charles Barkley	1981-84	1,183
27.	Korvotney Barber	2005-09	1,151
28.	Jared Harper	2016-P	1,148
29.	Lance Weems	1992-96	1,105

1,000 Points and 400 Assists (Auburn)

Player	Years	Points	Assists
Eddie Johnson	1973-77	1,988	499
DeWayne Reed	2006-10	1,426	468
Doc Robinson	1996-00	1,322	568
Wes Flanigan	1993-97	1,208	573
Jared Harper	2016-P	1,148	418

HOME STREAK

» Auburn had its 12-game home winning streak snapped with an 82-80 loss to Kentucky on Jan. 19. The streak started with a 76-66 victory over Kentucky on Feb. 14, 2018. Auburn is 26-2 at home since the beginning of the 2017-18 season, including a 13-game winning streak at Auburn Arena starting with a 89-78 victory over Missouri in the last home game of the 2016-17 season and ending with the Tigers' only home loss last season, an 81-80 loss to Texas A&M on Feb. 7, 2018.

Streak Began Ended

36	Ga Tech (1/26/57)	Miss St (1/7/61)
30	So Miss (3/11/98)	#12 LSU (3/1/00)
17	Miss St (1/1/27)	Ole Miss (2/10/28)
15	Ga Tech (2/27/74)	Alabama (1/10/76)
13	Missouri (3/4/17)	Texas A&M (2/7/18)
12	Kentucky (2/14/18)	Kentucky (1/19/19)

» The Tigers' only two home losses in their last 28 games at Auburn Arena have been by a combined three points. Bruce Pearl is the first coach in Auburn history to lead the Tigers on multiple home winning streaks of at least 12 games. Auburn is tied with Duke and Michigan State for the sixth-best home record among Power 5 conference teams since the start of the 2017-18 season.

Best Power-5 Home Records in Last 2 Seasons

Team	Record	Pct.
Michigan	29-1	.967
Purdue	27-1	.964
Virginia	27-1	.964
Texas Tech	30-2	.938
Kentucky	29-2	.935
Auburn	27-2	.931
Duke	27-2	.931

AWARD CASE

Bryce Brown

Jerry West Award Watch List
Preseason All-SEC Second Team
SEC Player of the Week (Nov. 26)

Samir Doughty

Top Impact Transfer (Jon Rothstein)

Jared Harper

Bob Cousy Award Watch List
Preseason All-SEC Second Team
Maui Invitational All-Tournament Team
Lute Olson Player of the Year Mid-Season List

Chuma Okeke

Top-20 Breakout Player (Jon Rothstein)
SEC Player of the Week (Nov. 12)

Austin Wiley

Kareem Abdul-Jabbar Award Watch List

TOP OF THE PACK

» Auburn has fared well in the past two-plus seasons in the non-conference slate. The Tigers lead the SEC in both wins and winning percentage in non-league regular-season games over the last two-plus seasons. Auburn is the only SEC team that has won at least 11 regular-season non-conference games in each of the last three seasons. The streak is the longest in school history. The Tigers' 34 non-conference regular-season wins over that span tie a school record for the most nonconference wins over a 3-year span, which was previously set from 1998-2000.

Team	'16-17	'17-18	'18-19	Total	Pct.
Auburn	11-2	12-1	11-2	34-5	.872
Miss. State	9-3	12-1	12-1	33-5	.868
Kentucky	10-3	11-2	11-2	32-7	.821
Arkansas	11-2	11-2	9-4	31-8	.795
Tennessee	8-5	10-2	12-1	30-8	.789
LSU	8-4	9-3	10-3	27-10	.730
Georgia	9-4	9-3	9-4	27-11	.711
Texas A&M	8-4	11-2	7-5	26-11	.703
Florida	10-3	9-4	8-5	27-12	.692
Ole Miss	9-4	7-6	10-3	26-13	.667
Alabama	7-5	9-4	9-4	25-13	.658
Missouri	5-7	10-3	9-3	24-13	.649
S. Carolina	10-3	9-4	5-8	24-15	.615
Vanderbilt	7-6	6-7	9-4	22-17	.564

(as of games through 18-19 regular season)

» The Tigers have earned wins vs. notable opponents in Arizona, Dayton (twice), Middle Tennessee, Murray State (twice), Oklahoma, TCU, Texas Tech, UConn (twice), Washington and Xavier (twice).

AUBURN ARENA SELLOUTS

» In its game against Alabama, Auburn welcomed a sellout crowd of 9,121 to Auburn Arena. It is the fourth sellout this season and the 26th in the eight-plus years of the facility. Of the 26 sellouts in Auburn Arena history, 21 have come in the four-plus seasons under head coach Bruce Pearl. Ten of the last 13 SEC games at Auburn Arena have been sold out.



PLAYER TO WATCH: DANJEL PURIFOY

Danjel Purifoy has begun to assert himself on the offensive end lately. The Centreville, Ala. native is averaging 6.7 points and is 4-of-6 from 3 over his last three games. In his lone matchup with LSU in 2017, Purifoy scored 15 points, highlighted by three 3-pointers, to go along with seven rebounds and two steals.

60 WINS OVER LAST THREE SEASONS

» Auburn has compiled a record of 60-28 over the last three seasons, including 16-6 so far this season. It is the sixth time the Tigers' have won at least 60 games over a three-year span in program history.

Seasons	Wins
1998-99 to 2000-01	71
1997-98 to 1999-00	69
1983-84 to 1985-86	64
1984-85 to 1986-87	62
1996-97 to 1998-99	61
2016-17 to 2018-19	60

BLOWOUT WINS

» Auburn is eighth in the country with a +15.6 scoring margin. It is the Tigers' best mark through 22 games since the 1998-99 Tigers had a +22.2 scoring margin through the first 22 games. Thirteen of Auburn's 16 victories are by double digits, and eight are by at least 20 points. The Tigers' 16 wins are by an average of 24.1 points. Auburn has 32 double-digit wins since the start of last season, which is five more double-digit wins than the Tigers' had in the previous five seasons combined and is more than the overall win total of four SEC teams since the start of last season. Auburn leads the SEC with 15 double-digit wins in league play since the start of the 2017-18 season.

» All five of Auburn's SEC victories have been by 14 or more points and are by an average of 20.6 points per victory, including the Tigers' 92-58 victory over Missouri, which is tied for the Tigers' 12th-largest margin of victory in an SEC game in program history and the 17th time Auburn has defeated an SEC opponent by at least 30 points. The Tigers followed its victory with an 84-63 victory over Alabama. It is the first time the Tigers have won consecutive SEC games by at least 20 points since winning four straight conference games by 20-plus points from Feb. 3-13, 1999. The Tigers' 34-point victory over Missouri is Auburn's largest SEC win since defeating Alabama 102-61 on Feb. 13, 1999, and the largest margin of victory in an SEC game in Auburn Arena history.

» Fifteen of Auburn's 18 SEC wins since the start of last season have been by double digits, including all five this season. The Tigers had 13 double-digit SEC wins in the previous eight years combined.

Highest Scoring Margins All-Time

Rank	Year	Margin
1.	1998-99	+19.6
2.	1958-59	+17.4
3.	2018-19	+15.6
4.	1962-63	+11.2
5.	1961-62	+10.2

GLASS EATERS

» Auburn is averaging 13.9 offensive rebounds per game, which is ninth nationally, leading to an average of 13.5 second-chance points per game (297 in 22 games). Four times this season Auburn has outrebounded an opponent by 15, including 50-33 against Texas A&M, and has won the rebounding battle in 14 of 22 games. The Tigers are 13-1 in those games. Auburn has pulled down at least 15 offensive rebounds in 10 of 22 games this season.

» Chuma Okeke (2.8; 3rd in SEC), Horace Spencer (2.4), Austin Wiley (2.2), Samir Doughty (1.4) and Anfernee McLemore (1.4) lead Auburn in offensive rebounding.

AREAS OF IMPROVEMENT

» Comparing the 2017-18 team to the 2018-19 team, the Tigers have made significant strides in a plethora of areas.

Through 22 Games	17-18	18-19
3-Pointers	218 (9.9)	244 (11.1)
Offensive Rebounds	287 (13.0)	306 (13.9)
Points Off Turnovers	406 (18.5)	545 (24.5)
Steals	166 (7.5)	205 (9.3)
Turnovers Forced	343 (15.6)	414 (18.8)

KEEP IT 100

» Auburn scored 103 points vs. Mississippi College, the most points for the Tigers since a 119-85 victory over Winthrop last year. It is the second time the Tigers have reached the century mark this season after defeating South Alabama 101-58 and the seventh time in 154 games under head coach Bruce Pearl. Prior to Pearl's arrival, Auburn hadn't scored 100 points in the previous 337 games since a 105-66 victory over Grambling State Nov. 29, 2003.

BALANCED SCORING

» Auburn is second in the SEC and 16th nationally averaging 83.9 points per game because of a balanced attack that has seven Tigers averaging at least 7.0 points per game including Bryce Brown (17.0), Jared Harper (15.2), Chuma Okeke (10.5), Austin Wiley (10.3), Samir Doughty (8.3), Malik Dunbar (7.7) and Anfernee McLemore (7.0).

» Six times this season Auburn has had at least five players score in double figures. Nine different Tigers have scored in double figures at least once this season. Auburn has topped the 80-point plateau in 14 of 22 games, plus AU has surpassed the 90-point mark seven times and has scored 100-plus twice. The Tigers are 12-2 when scoring at least 80 points.

Highest Scoring Teams All-Time

Rank	Year	PPG
1.	1991-92	86.6
2.	2018-19	83.9
3.	1970-71	82.1
4.	1977-78	82.0
5.	2017-18	81.9

TURNING OVER THE OPPONENT

» Auburn is fourth nationally, and first among power conference teams, forcing 18.8 turnovers per game. The Tigers have forced at least 20 turnovers nine times this season. Auburn is forcing an average of 20.7 turnovers per game at home (269 in 13 home games). Auburn is averaging 13.0 turnovers and is third in the country with a plus-5.8 turnover margin.

» The Tigers are outscoring their opponents 24.8-12.0 on points off turnovers (545-264). Auburn has scored at least 20 points off turnovers 14 times this season (13-1 record), 30 points off turnovers eight times (8-0 record) and topped the 40-point plateau for the first time in their last nonconference game with 41 points off 33 North Florida turnovers in its win over the Ospreys, while setting a school record for turnovers forced.

TOP-10 CLASS

On the heels of a 26-win season that included a Southeastern Conference championship and a berth in the NCAA Tournament, head coach Bruce Pearl and the Auburn basketball team have signed a top-10 recruiting class that includes five four-star prospects.

"What jumps out to me about this class is the character, toughness, hunger, not entitled and wanting to continue to make history at Auburn. I think all five of these guys have a chance to be great Auburn men."
- Coach Pearl

2019 CLASS

Player	Pos.	Ht.	Hometown
Babatunde Akingbola	C	6-8	Powder Springs, Ga.
Allen Flanigan	G/F	6-5	Little Rock, Ark.
Tyrell Jones	G	6-1	Chicago, Ill.
Isaac Okoro	F	6-6	Powder Springs, Ga.
Jaylin Williams	F	6-7	Nahunta, Ga.

**Babatunde "Stretch" Akingbola
6-8, 220, C**

ESPN - 3 star, #15 in Georgia, #52 PF
Rivals - 4 star
247 Sports - 3 star, #15 in Georgia, #47 C

- Had 70 reb and 27 blk in Nike EYBL circuit
- 6.0 pts, 6.1 reb, 3.0 blk, 1.1 apg as junior at McEachern HS
- Led team to third-place finish at the 45th annual City of Palms Classic

**Allen Flanigan
6-5, 200, G/F**

ESPN - 4 star, #1 in Arkansas, #33 SF
Rivals - 3 star
247 Sports - 3 star, #3 in Arkansas, #63 SF

- Son of Auburn legend and current assistant coach Wes Flanigan
- 13.0 ppg, 6.5 rpg, 2.9 spg as a junior at Parkview Magnet HS
- As a junior, averaged 13.0 points, 6.5 rebounds and 2.9 assists per game while playing for his grandfather, Alfred Flanigan

**Tyrell Jones
6-1, 170, G**

ESPN - 4 star, #92 overall, #8 in Florida, #13 PG
Rivals - 4 star, #105 overall, #16 PG
247 Sports - 4 star, #88 overall, #13 in Florida

- 17.2 ppg, 3.0 apg, 3.0 rpg, 2.2 spg as a junior at West Oaks Academy in Orlando, Fla.
- Secured 11 games in double figures as a junior
- Hit a school record 12 3s in one game

**Isaac Okoro
6-6, 215, F**

ESPN - 4 star, #44 overall, #2 in Georgia, #7 SF
Rivals - 4 star, #32 overall, #5 SF
247 Sports - 4 star, #38 overall, #2 in Georgia, #7 SF

- Gold Medalist for USA U17 World Cup Team
- 20.3 ppg, 6.4 rpg as a junior for McEachern HS
- In three seasons, led the team to an 81-8 record that includes three state tournament appearances.

**Jaylin Williams
6-7, 215, F**

ESPN - 4 star, #6 in Georgia, #35 SF
Rivals - 4 star, #95 overall, #22 PF
247 Sports - 4 star, #6 in Georgia, #21 PF

- First Team All-State selection as a junior
- Had consecutive games where he scored 44 points, followed by a 51-point, 10-rebound, 6-block outing
- Averaged 11.9 points, 4.9 rebounds and 1.9 assists while shooting 63 percent from the floor last summer

AUBURN VS. TOP SCORERS

In 16 of 21 games this season (excludes season opener), the Tigers have held an opponent's leading scorer under his season average entering the game. Auburn has held these players 3.1 points per game under their average entering the game on 39.5 percent shooting.

In SEC play, The Tigers have held seven of their first nine opponents' leading scorers under their season averages. Auburn has held these players to 12.0 points per game, 2.6 points below their average entering the game, on 37.5 percent shooting.

Leading Scorer	PPG	Pts	FG	Diff.
Dickerson (UW)	18.0	12	6-10	-6.0
Boston (MC)	20.0	9	4-14	-11.0
Marshall (XU)	14.3	10	3-9	-4.3
Barrett (DU)	24.0	18	7-20	-6.0
Randolph (AZ)	17.2	18	6-10	+0.8
Turner (SP)	19.4	12	3-14	-7.4
Baker (AVL)	15.6	4	2-10	-11.6
Cunningham (UD)	14.9	14	6-8	-0.9
Bryant (UAB)	12.9	13	5-15	+0.1
Dorn (NCS)	16.0	6	2-6	-10.0
Morant (MS)	22.8	25	7-14	+2.2
Horchler (NF)	15.7	10	4-5	-5.7
Tyree (OM)	18.4	5	1-10	-13.4
Hammonds (UG)	14.2	9	2-6	-5.2
Starks (AM)	14.4	6	3-14	-8.4
Johnson (UK)	14.6	20	7-11	+5.4
Lawson (SC)	13.6	7	2-9	-6.6
Weatherspoon (MS)	16.8	27	6-9	+10.2
Geist (MIZ)	13.9	11	4-12	-2.9
Lewis Jr. (UA)	13.7	13	4-6	-0.7
Allen (UF)	13.0	10	4-11	-3.0
	15.4	259	88-223	-3.1
	(12.3)		(39.5%)	

2018-19 GAME LEADERS

Led Team in Scoring

Bryce Brown	12
Jared Harper	6
Chuma Okeke	2
Samir Doughty	1
J'Von McCormick	1
Anfernee McLemore	1
Austin Wiley	1

Led Team in Rebounding

Chuma Okeke	10
Austin Wiley	7
Horace Spencer	4
Samir Doughty	2
Anfernee McLemore	2
Malik Dunbar	1

Led Team in Assists

Jared Harper	22
Chuma Okeke	1

Led Team in Steals

Chuma Okeke	9
Samir Doughty	7
Malik Dunbar	6
Jared Harper	5
J'Von McCormick	3
Danjel Purifoy	3
Bryce Brown	2
Anfernee McLemore	2
Horace Spencer	2

Led Team in Blocks

Austin Wiley	9
Anfernee McLemore	7
Chuma Okeke	6
Horace Spencer	5
Malik Dunbar	2
Samir Doughty	1
(includes ties)	

Games Forcing 20-plus Turnovers

12/29	North Florida	33
11/28	Saint Peter's	26
12/4	UNC Asheville	25
12/8	Dayton	23
11/6	South Alabama	22
11/19	vs. Xavier	22
12/19	at NC State	22
2/2	Alabama	21
1/30	Missouri	20

RETURN TO SENDER

» Auburn is eighth nationally averaging 5.4 blocked shots per game. This is on the heels of the Tigers setting a new program record with 180 blocks last season. The Tigers have had three of its program's top-10 single-season block totals during Bruce Pearl's first four seasons on the Plains. [1. 180, 2017-18; 3. 162, 2016-17; 10. 126, 2015-16]. Auburn and Tennessee are the only DI teams with two players with at least 140 career blocks as the Tigers currently have two of the program's top six all-time shot blockers on their roster.

» Horace Spencer blocked two shots against Missouri on Jan. 30 to become the fourth player to record 150 career blocks all-time at Auburn. Spencer's 152 career blocks are 25th among all active D1 players. Anfernee McLemore blocked a shot at Mississippi State on Jan. 26 to break a tie with Chris Morris for sixth on Auburn's career blocked shots chart, and his 142 career blocked shots are eighth among all active D1 juniors.

All-Time Blocks Leaders

1.	Kyle Davis	2000-04	360
2.	Mamadou N'diaye	1996-2000	241
3.	Korvotney Barber	2005-09	155
4.	Horace Spencer	2015-P	152
5.	Charles Barkley	1981-84	145
6.	Anfernee McLemore	2016-P	142
7.	Chris Morris	1984-88	141
8.	Pat Burke	1993-97	133
9.	Asaunh Dixon-Tatum	2012-14	108
10.	Kenny Gabriel	2009-12	105

Highest Block Totals in Auburn History

Rank	Year	Blocks	BPG
1.	2017-18	180	5.3
2.	2002-03	178	5.2
3.	2016-17	162	5.1
4.	2000-01	155	4.8
5.	2001-02	152	5.4
	1997-98	152	5.1
7.	2011-12	149	4.8
8.	2013-14	134	4.5
	2003-04	134	4.8
10.	2015-16	126	4.1
--	2018-19	119	5.4

MAKE IT RAIN ON 'EM

» Auburn leads the SEC and is fifth nationally with 11.1 made 3s per game and also leads the league with 12.0 3-pointers (108-of-262) and a 41.2 percent 3-point field goal percentage in SEC play. To put in perspective how many more 3-pointers the Tigers have made than any other team in the SEC, if Auburn did not make a 3-point field goal in the next five games, the Tigers would be averaging 9.04 3s per game, which is still more than Florida, which currently ranks second in the SEC with 8.95 treys per game. Auburn is on pace to break the current SEC record of 10.04 3-pointers made per game by Kentucky in 1990 by more than 1.0 3-pointer per game.

» The Tigers have made 10-plus 3-pointers in 14 of 22 games this season, including seven of nine SEC games. Auburn's 244 3-point field goals put the Tigers 26 ahead of last year's squad's program record 218 3s through 22 games. Last year's Tigers went on to set a program single-season record with 324 3-pointers. The Tigers have made double-digit 3s in 59 of 154 games (38.3 percent) under head coach Bruce Pearl. Prior to Pearl's arrival, the Tigers had just 124 games with at least 10 3s in 855 games since the creation of the 3-point shot in 1986-87 season (14.5 percent).

» Against Missouri, Auburn made 16 3s. It is the second-most 3-pointers the Tigers have ever made in an SEC game (17 vs. Vanderbilt last year). Auburn has 12 games with at least 15 3-point field goals all-time, including eight under head coach Bruce Pearl.

Most 3-Pointers Made in Auburn History

Rank	Year	3FGM	3PG
1.	2017-18	324	9.5
2.	2016-17	289	9.0
3.	1995-96	287	9.0
4.	2008-09	278	7.7
5.	2015-16	272	8.8
6.	2009-10	271	8.5
7.	2004-05	259	8.4
8.	2014-15	252	7.2
9.	2018-19	244	11.1
10.	2006-07	235	7.3

» At 11.09 3-pointers per game, Auburn is on pace to finish with the 24th-best mark in NCAA history for 3s made per game in a season. The Tigers are currently on pace to be the only SEC and Power 5 team ever to total 11.09 3-pointers per game in a season.

HALF A HUNDRED

» Auburn's 58-point effort in the second half against Missouri on Jan. 30 is a season high for points in a half for the Tigers and is the eighth time this season Auburn has scored 50 points in a half, but it is the first time in SEC play. It is the most points for the Tigers in a half of an SEC game since Auburn scored 64 points in the second half at Tennessee on Feb. 15, 2006. Auburn has had a 50-point half in eight of its 13 home games and are 7-1 when scoring 50 points in a half. Auburn has scored 50 points in a half 20 times since the start of the 2017-18 season.

50-Point Halves

1/30	vs. Missouri (2nd)	58
12/22	vs. Murray State (2nd)	55
11/14	vs. Miss. College (2nd)	55
1/19	vs. Kentucky (2nd)	53
11/6	vs. South Alabama (1st)	52
11/28	vs. Saint Peter's (1st)	51
12/8	vs. Dayton (1st)	51
12/29	vs. North Florida (2nd)	50

STRONG BENCH PRODUCTION

» The Tigers have scored at least 20 bench points 12 times, 30 bench points seven times and 40 bench points three times this season. Malik Dunbar leads Auburn with nine games in double figures off the bench after having just three double-digit scoring games all of last season. Dunbar has scored in double figures three times in Auburn's first nine SEC games after scoring in double figures just once in SEC play last season. He has scored in double figures five times in the last 12 games overall.

» Twenty times Auburn has had a player score double figures coming off the bench. Horace Spencer recorded his first career double-double with 14 points and 17 rebounds against Mississippi College coming off the bench. J'Von McCormick scored a career-high 14 points on 6-of-7 shooting to go with three assists, three steals and two rebounds at N.C. State. On average, Auburn out-scores its opponents' bench, 25.7-17.9 (565-393).

STEALING THE SHOW

» Auburn is averaging 9.3 steals per game, which is second in the SEC and eighth nationally. Today's game is a battle of two of the top 10 teams nationally in steals as LSU ranks seven with 9.7 steals per game. Auburn has recorded at least 10 steals in a game 10 times this season (9-1 record), including 20 in their last nonconference game against North Florida, which is one off the school record of 21 steals against Louisiana-Monroe on Dec. 6, 2008. Auburn had three straight double-digit steals games from 12/19-12/29. Auburn's 13 steals against Alabama on Feb. 2 are its most in an SEC game since the Tigers registered 14 steals against the Crimson Tide last season. The Tigers are eighth nationally averaging 5.4 blocked shots per game. Auburn and Duke are the only two teams in the country that are in the top 10 in blocked shots and steals per game.

» Chuma Okeke leads Auburn and is sixth in the SEC with 1.7 steals per game. Okeke has eight games with at least three steals this season (6-2 record). Samir Doughty is ninth in the league at 1.5 steals per game.

Most Steals in Auburn History

Rank	Year	Steals	SPG
1.	1998-99	327	9.9
	2008-09	327	9.1
3.	2006-07	270	8.4
4.	2002-03	269	7.9
5.	2000-01	265	8.3
6.	2007-08	259	8.6
7.	1989-90	258	8.3
8.	2017-18	252	7.4
	2009-10	252	7.9
10.	1995-96	251	7.8
--	2018-19	205	9.3

BIG MAN ON CAMPUS

» Austin Wiley, who missed five straight games before returning in Auburn's last game against Florida, has eight games scoring in double figures and also has nine games with at least seven rebounds this season, including a career-high 12 rebounds at Texas A&M. Wiley scored two points and grabbed two rebounds in five minutes in his return against the Gators. Auburn went 2-3 in his absence and is 3-3 this season without Wiley after beating South Alabama in the season opener while he was sidelined from an injury he suffered during preseason practice. Wiley has blocked at least three shots in five of his 16 games this season. For the year, he's averaging 10.3 points, 5.9 rebounds, 1.8 blocks and is shooting 58.5 percent from the floor (62-of-106), which would be second in the SEC if he met the minimum requirements for attempts.

OLD, SAVVY VETERANS

» Despite being a young team during Auburn's run to a conference title in 2017-18, the Tigers have turned into one of the most experienced teams in the country. Auburn is one of just seven programs without a scholarship freshman on its roster, joining Alcorn State, Bethune-Cookman, Louisville, South Alabama, Tulsa and UT Martin.

TIGERS IN OVERTIME

» Auburn is 2-0 this season in overtime games. The Tigers defeated Xavier 88-79 on Nov. 19 in the first round of the Maui Invitational and defeated UAB 75-71 in Birmingham's Mike Slive Invitational in their last game. Prior to this season, Auburn's last overtime game was against Missouri in the 2017 SEC Tournament and its last OT win was at UConn on Dec. 23, 2016. Jared Harper has scored 15 of the Tigers' 23 points in overtime this season. Harper scored five of Auburn's 11 points in the extra period against Xavier and then notched 10 of the Tigers' 12 points in the extra session against UAB.

» Auburn is 5-2 in overtime under head coach Bruce Pearl, picking up wins against Xavier and LSU (2014-15), UConn (2016-17) and Xavier and UAB (2018-19).

LOCKDOWN DEFENSE

Auburn has ramped up its efforts on the defensive end during the 2018-19 season. Below is a list of the opponents' points per game entering the matchup and what Auburn allowed.

Fourteen times this season Auburn has held an opponent to under its scoring average entering the game, including nine times holding an opponent to more than 10 points under its season average.

Auburn has held seven opponents to under 60 points this season, including three under 50, after allowing under 60 points just twice all of last season (34 games), and the Tigers are fifth in the SEC allowing 68.2 points per game, an improvement of 5.0 points per game from last season. In its last game, Florida became the 11th opponent Auburn has held to under 70 points, including three straight, surpassing the Tigers' total of 10 games holding an opponent to fewer than 70 points last season. Auburn held UNC Asheville to 41 points, which is the fewest by a Tiger opponent since Auburn held Alabama to 37 points on Feb. 6, 2013. Missouri's 58 points on Jan. 30 are the fewest for an Auburn SEC opponent since the Tigers held Alabama to 57 points on Jan. 24, 2015. Auburn is 13-0 when holding an opponent to under 75 points and 12-1 when holding an opponent to under 45 percent shooting.

Game	PPG	Pts	Diff
South Alabama	69.6*	58	N/A
Washington	73.0	66	-7.0
Mississippi College	90.5	52	-38.5
vs. Xavier	80.3	79^	-1.3
vs. Duke	96.5	78	-18.5
vs. Arizona	79.2	57	-22.2
Saint Peter's	70.8	49	-21.8
UNC Asheville	56.7	41	-15.7
Dayton	72.9	72	-0.9
at UAB	69.4	71#	+1.6
at NC State	88.9	78	-10.9
Murray State	77.2	88	+10.8
North Florida	75.6	49	-26.6
at Ole Miss	79.5	82	+2.5
Georgia	77.3	78	+0.7
at Texas A&M	75.4	66	-9.4
Kentucky	80.1	82	+1.9
at South Carolina	74.9	80	+5.1
at Mississippi State	77.7	92	+14.3
Missouri	68.5	58	-10.5
Alabama	75.9	63	-12.9
Florida	69.0	62	-7.0
at LSU	83.4		
Ole Miss			
at Vanderbilt			
Arkansas			
at Kentucky			
at Georgia			
Mississippi State			
at Alabama			
Tennessee			

* 2017-18 final average
^ allowed 77 in regulation
allowed 63 in regulation

LAST 15 VS. LSU AND SERIES NOTES

Date	Location	Result
Jan. 20, 2010	Baton Rouge	W, 84-80
Feb. 27, 2010	Auburn	W, 74-59
Jan. 8, 2011	Auburn	L, 62-55
Mar. 5, 2011	Baton Rouge	W, 60-51
Jan. 17, 2012	Baton Rouge	L, 65-58 (OT)
Mar. 3, 2012	Auburn	W, 68-54
Jan. 9, 2013	Auburn	W, 68-63
Feb. 8, 2014	Baton Rouge	L, 87-80
Feb. 5, 2015	Baton Rouge	W, 81-77
Feb. 24, 2015	Auburn	L, 84-61
Mar. 13, 2015	Nashville*	W, 73-70 (OT)
Feb. 2, 2016	Auburn	L, 80-68
Jan. 18, 2017	Auburn	W, 78-74
Feb. 21, 2017	Baton Rouge	W, 98-75
Jan. 27, 2018	Auburn	W, 95-70

* SEC Tournament

Series Notes
All Games: LSU leads 85-69
All Games at Auburn: Auburn leads 37-35
All Games at Auburn Arena: Auburn leads 4-3
All Games at BEMC: LSU leads 23-19
All Games at LSU: LSU leads 46-25
All Games at Maravich Center: LSU leads 29-15
Bruce Pearl vs. LSU: 10-5
Will Wade vs. Auburn: 0-1
All Games at Neutral Sites: Auburn leads 6-4
SEC Tournament Games: Auburn leads 5-4
Current Series Streak: 3 by Auburn
Longest Auburn Streak: 10 ('54-'55/'62-'63)
Longest LSU Streak: 11 ('76-'77/'81-'82)

STAT RANKINGS (AS OF 2/7)

	Value	SEC	NCAA
Winning Pct.	.727	4th	58th
Scoring Offense	83.9	2nd	16th
Scoring Defense	68.2	5th	99th
Scoring Margin	+15.6	2nd	8th
Field Goal Pct.	.460	6th	102nd
Field Goal Pct. Def.	.428	8th	119th
3-pt. FG Per Game	11.1	1st	5th
3-pt. FG Pct.	.374	1st	43rd
3-pt. FG Pct. Def.	.349	10th	226th
Free Throw Pct.	.697	8th	196th
Free Throw Made	303	10th	185th
Free Throws Att.	435	9th	179th
Rebounds	37.4	7th	87th
Rebound Margin	+3.5	8th	89th
Off. Rebounds	13.9	1st	9th
Def. Rebounds	23.5	13th	309th
Assists	15.9	3rd	38th
Assist/Turnover	1.22	3rd	69th
Turnover Margin	+5.8	1st	3rd
Turnovers Forced	18.8	1st	4th
Blocks	5.4	2nd	8th
Steals	9.3	2nd	8th

INDIVIDUAL

Assist-to-Turnover Ratio

Jared Harper 2.76 3rd 33rd

Assists Per Game

Jared Harper 6.3 2nd 17th

Blocks Per Game

Anfernee McLemore 1.5 12th 106th

Free Throw Percentage

Bryce Brown .833 7th 90th
Jared Harper .814 9th 137th

Minutes Per Game

Jared Harper 33:14 4th 220th

Offensive Rebounds Per Game

Chuma Okeke 2.8 3rd 66th
Horace Spencer 2.4 12th 153rd

Points Per Game

Bryce Brown 17.0 4th 150th

Steals Per Game

Chuma Okeke 1.7 6th 97th
Samir Doughty 1.5 9th 185th

Three-Pointers Per Game

Bryce Brown 3.6 2nd 14th
Jared Harper 2.6 6th 114th

Three-Point Field-Goal Percentage

Bryce Brown .411 4th 52nd
Jared Harper .386 5th 85th

Total Three-Point FG Made

Bryce Brown 78 2nd 17th
Jared Harper 56 5th 124th

Total Assists

Jared Harper 138 2nd 20th

Total Blocks

Anfernee McLemore 32 12th 102nd
Austin Wiley 28 1st 136th

Total Steals

Chuma Okeke 38 5th 92nd
Samir Doughty 33 8th 172nd

WINS/LOSSES

Category	Wins	Losses
Scoring Offense	87.1	75.2
Scoring Defense	63.1	82.0
Scoring Margin	+24.1	-6.8
Field Goal Pct.	.473	.422
Field Goal Pct. Def.	.405	.489
3-pt. FG Per Game	11.4	10.2
3-pt. FG Pct.	.381	.355
3-pt. FG Pct. Def.	.339	.380
Free Throw Pct.	.692	.710
Free Throws Made	14.2	12.7
Opp. Free Throws Made	12.1	20.5
Rebounds	38.7	34.0
Rebound Margin	+6.0	-3.2
Off. Rebounds	14.6	12.2
Def. Rebounds	24.1	21.8
Assists	17.1	12.7
Assist/Turnover	1.4	0.8
Turnover Margin	+8.1	+0.5
Turnovers Forced	20.3	14.8
Steals	10.1	7.3
Blocks	6.1	3.7

CURRENT STREAKS

Overall	Won 3
vs. Unranked	Won 3
vs. Ranked	Lost 3
Home	Won 3
vs. SEC	Won 3
vs. Non-SEC	Won 21
vs. Ranked	Lost 1
vs. Unranked	Won 14
Road	Lost 2
vs. SEC	Lost 2
vs. Non-SEC	Lost 1
vs. Ranked	Lost 1
vs. Unranked	Lost 1
Neutral	Won 1
vs. Ranked	Lost 9
vs. Unranked	Won 3

CONSECUTIVE GAMES WITH A 3-POINTER

Jared Harper	16
Bryce Brown	11
Chuma Okeke	6
Danjel Purifoy	4
Samir Doughty	3
Anfernee McLemore	3

CONSECUTIVE GAMES WITH 10+ POINTS

Bryce Brown	11
-------------	----

AUBURN IN THE POLLS

Date	AP Poll	Coaches Poll
Preseason	11	12
Nov. 12	9	12
Nov. 19	8	9
Nov. 26	8	10
Dec. 3	8	9
Dec. 10	8	8
Dec. 17	7	7
Dec. 24	12	11
Dec. 31	12	13
Jan. 7	11	10
Jan. 14	14	12
Jan. 21	16	15
Jan. 28	RV	RV
Feb. 4	RV	RV

AP POLL

Rank	School	Record	Points
1	* Tennessee (48)	20-1	1,579
2	* Duke (12)	19-2	1,532
3	Virginia (4)	20-1	1,478
4	Gonzaga	21-2	1,423
5	* Kentucky	18-3	1,310
6	Nevada	21-1	1,228
7	Michigan	20-2	1,217
8	North Carolina	17-4	1,167
9	Michigan State	18-4	1,051
10	Marquette	19-3	1,029
11	Virginia Tech	18-3	948
12	Houston	21-1	838
13	Kansas	17-5	809
14	Villanova	18-4	801
15	Purdue	16-6	697
16	Louisville	16-6	561
17	Iowa State	17-5	545
18	Texas Tech	17-5	482
19	Wisconsin	16-6	462
20	Iowa	17-5	242
21	* LSU	17-4	205
22	Florida State	16-5	180
23	Buffalo	19-3	153
24	Maryland	17-6	144
25	Cincinnati	19-3	142

Others receiving votes: *Washington 135, *Mississippi St. 133, Auburn 128, Kansas State 114, Baylor 44, Wofford 15, Lipscomb 5, Syracuse 3.

* - Auburn opponent

USA TODAY COACHES POLL

Rank	School	Record	Points
1	* Tennessee (32)	20-1	800
2	* Duke	19-2	755
3	Virginia	20-1	734
4	Gonzaga	21-2	717
5	* Kentucky	18-3	652
6	Nevada	21-1	607
7	Michigan	20-2	581
8	North Carolina	17-4	563
9	Marquette	19-3	546
10	Virginia Tech	18-3	492
11	Michigan State	18-4	463
12	Houston	21-1	439
13	Villanova	18-4	435
14	Kansas	17-5	404
15	Purdue	16-6	322
16	Iowa State	17-5	279
17	Louisville	16-6	240
18	Texas Tech	17-5	238
19	Wisconsin	16-6	185
20	Iowa	17-5	158
21	* Mississippi State	16-5	106
22	* LSU	17-4	97
23	Cincinnati	19-3	89
24	Florida State	16-5	85
25	Buffalo	19-3	76

Others receiving votes: Kansas State 70, Baylor 55, *Washington 54, Maryland 53, Auburn 50, Furman 12, *NC State 9, *Ole Miss 7, Arizona State 7, North Texas 7, Hofstra 6, Wofford 6, Texas 1.

* - Auburn opponent

AUBURN'S RECORD

Overall	16-6
Home	12-1
Away	2-4
Neutral	2-1
Conference	5-4
Home	4-1
Away	1-3
Non-Conference	11-2
Home	8-0
Away	1-1
Neutral	2-1
Overtime	2-0
Wearing white Auburn uniforms	5-1
Wearing white Tigers uniforms	6-0
Wearing navy uniforms	3-2
Wearing orange uniforms	2-3
Leading at half	16-1
Trailing at half	0-5
Tied at half	0-0
Leading with 5:00 remaining in second half	16-0
Trailing with 5:00 remaining in second half	0-6
Tied with 5:00 remaining in second half	0-0
Has more rebounds than opponent	13-1
Has fewer rebounds than opponent	3-4
Same rebounds as opponent	0-1
Commits more turnovers than opponent	0-3
Causes more turnovers than opponent	16-3
Same turnovers as opponent	0-0
Has more FT attempts than opponent	9-1
Has fewer FT attempts than opponent	6-5
Same FT attempts as opponent	1-0
Shoots 40% or better from field	15-4
Shoots less than 40% from field	1-2
Opponent shoots 40% or better from field	11-6
Opponent shoots less than 40% from field	6-0
Shoots better than opponent	12-1
Opponent shoots better	3-5
Same FG percentage	0-0
Bench outscores opponent's bench	10-4
Opponent's bench outscores Auburn bench	6-2
Same points off the bench	0-0
Auburn scores 100 or more	2-0
Auburn scores between 90-99	5-0
Auburn scores between 80-89	5-2
Auburn scores between 70-79	3-3
Auburn scores between 60-69	1-1
Auburn scores less than 60	0-0
Opponent scores 100 or more	0-0
Opponent scores between 90-99	0-1
Opponent scores between 80-89	1-3
Opponent scores between 70-79	4-2
Opponent scores between 60-69	4-0
Opponent scores less than 60	6-0
On Sunday	0-0
On Monday	1-0
On Tuesday	3-2
On Wednesday	5-2
On Thursday	0-0
On Friday	1-0
On Saturday	6-2
In November	6-1
In December	5-1
In January	3-4
In February	2-0
In March	0-0
Five-plus players score in double-figures	6-0
Four players score in double figures	3-3
Three players score in double figures	4-2
Two players score in double figures	3-1
One player scores in double figures	0-0

MISCELLANEOUS STATISTICS

Largest margin of victory	51, vs. Mississippi College (11/14/18)
Smallest margin of victory	4, at UAB (OT) (12/15/18)
Largest margin of defeat	15, at Ole Miss (1/9/19)
Smallest margin of defeat	2, vs. Kentucky (1/19/19)
Biggest rebound margin	+31, vs. Mississippi College (11/14/18)
Biggest rebound deficit	-10, vs. Dayton (12/8/18)
Average margin of victory/defeat	+24.0/-6.8
Largest halftime lead	28, vs. Saint Peter's (11/28/18)
Largest halftime lead blown	1, at South Carolina (1/22/19)
Largest halftime deficit	13, at Ole Miss (1/9/19)
Largest halftime deficit overcome to win	-
Largest overall lead	55, vs. Saint Peter's (2H) (11/28/18)
Largest overall lead blown	7, at Mississippi State (2H) (1/26/19)
Largest overall deficit	17 (2x), last vs. Kentucky (2H) (1/19/19)
Largest deficit overcome to win	7, at UAB (2H) (OT) (12/15/18)

TEAM EXTREMES

Most points scored	103, vs. Mississippi College (11/14/18)
Fewest points scored	67 (2x), last at Ole Miss (1/9/19)
Most rebounds	66, vs. Mississippi College (11/14/18)
Fewest rebounds	26, vs. Kentucky (1/19/19)
Most assists	25, vs. Saint Peter's (11/28/18)
Fewest assists	9, at South Carolina (1/22/19)
Most turnovers	25, at NC State (12/19/18)
Fewest turnovers	9 (2x), last vs. Missouri (1/30/19)
Most steals	20, vs. North Florida (12/29/18)
Fewest steals	2, at UAB (OT) (12/15/18)
Most blocks	12, vs. UNC Asheville (12/4/18)
Fewest blocks	2 (3x), last vs. Florida (2/5/19)
Best shooting percentage	.540 (27-50), vs. Arizona (11/21/18)
Worst shooting percentage	.328 (22-67), at Ole Miss (1/9/19)
Best 3-pt. percentage	.591 (13-22), vs. Alabama (2/2/19)
Worst 3-pt. percentage	.182 (4-22), at UAB (OT) (12/15/18)
Best FT percentage	.913 (21-23), at Mississippi State (1/26/19)
Worst FT percentage	.500 (7-14), vs. South Alabama (11/6/18)
Most points (1st half)	52, vs. South Alabama (11/6/18)
Fewest points (1st half)	27, at NC State (12/19/18)
Most points (2nd half)	58, vs. Missouri (1/30/19)
Fewest points (2nd half)	31, vs. Dayton (12/8/18)
Most points (OT)	12, at UAB (OT) (12/15/18)
Fewest points (OT)	11, vs. Xavier (OT) (11/19/18)

STARTING LINEUPS

Record when starting lineup is:

Brown, Doughty, Harper, McLemore, Okeke	12-5
Brown, Doughty, Harper, Okeke, Wiley	4-1

Record when starts:

Bryce Brown	16-6
Samir Doughty	16-6
Jared Harper	16-6
Anfernee McLemore	12-5
Chuma Okeke	16-6
Austin Wiley	4-1

AUBURN INDIVIDUAL GAME HIGHS

Points _____ 34, Bryce Brown vs. Dayton (12/8/18)
 _____ 31, Jared Harper at UAB (OT) (12/15/18)
 _____ 28, Bryce Brown vs. Kentucky (1/19/19)
 Field Goals Made _____ 10, Bryce Brown vs. Dayton (12/8/18)
 _____ 9, Bryce Brown vs. Xavier (OT) (11/19/18)
 Field Goal Att. _____ 24, Bryce Brown at Ole Miss (1/9/19)
 _____ 19, Jared Harper vs. Duke (11/20/18)
 _____ 19, Jared Harper at UAB (OT) (12/15/18)
 FG Pct. _____ 1.000 (4-4), Malik Dunbar at Ole Miss (1/9/19)
 _____ 1.000 (3-3), Horace Spencer at South Carolina (1/22/19)
 3-Point FG Made _____ 7, Bryce Brown at Ole Miss (1/9/19)
 _____ 6, Jared Harper vs. South Alabama (11/6/18)
 _____ 6, Jared Harper vs. Duke (11/20/18)
 _____ 6, Bryce Brown vs. Dayton (12/8/18)
 _____ 6, Bryce Brown vs. Kentucky (1/19/19)
 3-Point FG Att. _____ 19, Bryce Brown at Ole Miss (1/9/19)
 _____ 13, Bryce Brown vs. Xavier (OT) (11/19/18)
 _____ 13, Jared Harper vs. Duke (11/20/18)
 _____ 13, Bryce Brown vs. Dayton (12/8/18)
 3-Pt FG Pct. _____ 1.000 (3-3), Chuma Okeke vs. Washington (11/9/18)
 _____ .857 (6-7), Bryce Brown vs. Kentucky (1/19/19)
 Free Throws Made _____ 15, Jared Harper at UAB (OT) (12/15/18)
 Free Throw Att. _____ 16, Jared Harper at UAB (OT) (12/15/18)
 FT Pct. _____ 1.000 (6-6) (4x), last Bryce Brown at Mississippi State (1/26/19)
 Rebounds _____ 17, Horace Spencer vs. Mississippi College (11/14/18)
 Assists _____ 13, Jared Harper vs. South Alabama (11/6/18)
 Steals _____ 5, Malik Dunbar vs. UNC Asheville (12/4/18)
 _____ 5, Chuma Okeke vs. Murray State (12/22/18)
 _____ 5, Chuma Okeke vs. North Florida (12/29/18)
 Blocked Shots _____ 5, Austin Wiley vs. UNC Asheville (12/4/18)
 _____ 5, Austin Wiley vs. Dayton (12/8/18)
 Turnovers _____ 6, Jared Harper at Mississippi State (1/26/19)
 _____ 5 (3x), last Bryce Brown vs. Alabama (2/2/19)
 Fouls _____ 5 (10x), last Horace Spencer vs. Alabama (2/2/19)
 Minutes _____ 43, Bryce Brown vs. Xavier (OT) (11/19/18)
 _____ 43, Jared Harper vs. Xavier (OT) (11/19/18)
 _____ 41, Jared Harper at UAB (OT) (12/15/18)

OPPONENT INDIVIDUAL GAME HIGHS

Points _____ 32, Chris Silva at South Carolina (1/22/19)
 _____ 27, Terence Davis at Ole Miss (1/9/19)
 _____ 27, Quinndary Weatherspoon at Mississippi State (1/26/19)
 Field Goals Made _____ 11, Chris Silva at South Carolina (1/22/19)
 Field Goal Att. _____ 20, RJ Barrett vs. Duke (11/20/18)
 FG Pct. _____ .917 (11-12), Chris Silva at South Carolina (1/22/19)
 3-Point FG Made _____ 5, Rodrick Sikes vs. South Alabama (11/6/18)
 _____ 5, Tevin Brown vs. Murray State (12/22/18)
 3-Point FG Att. _____ 12, Rodrick Sikes vs. South Alabama (11/6/18)
 3-Pt FG Pct. _____ 1.000 (2-2), Jaylen Nowell vs. Washington (11/9/18)
 _____ 1.000 (2-2), Ezekiel Balogun vs. North Florida (12/29/18)
 Free Throws Made _____ 11, Quinndary Weatherspoon at Mississippi State (1/26/19)
 Free Throw Att. _____ 12, Dominik Olejniczak at Ole Miss (1/9/19)
 FT Pct. _____ 1.000 (11-11), Quinndary Weatherspoon at Mississippi State (1/26/19)
 Rebounds _____ 14, Chris Silva at South Carolina (1/22/19)
 Assists _____ 10, Lamar Peters at Mississippi State (1/26/19)
 Steals _____ 4, Darnell Cowart vs. Murray State (12/22/18)
 Blocked Shots _____ 7, Marques Bolden vs. Duke (11/20/18)
 Turnovers _____ 9, DeVon Baker vs. UNC Asheville (12/4/18)
 _____ 8, Dyllan Taylor vs. Mississippi College (11/14/18)
 _____ 8, Brian Coffey II vs. North Florida (12/29/18)
 Fouls _____ 5 (7x), last Kevarrus Hayes vs. Florida (2/5/19)
 Minutes _____ 43, Quentin Goodin vs. Xavier (OT) (11/19/18)
 _____ 42, Jalen Perry at UAB (OT) (12/15/18)

THE LAST TIME - TEAM

Defeated a ranked team at home _____ vs. #25 vs. Washington (11/9/18)
 Defeated a ranked team on the road _____ at #23 Tennessee (1/2/18)
 Defeated a top-10 team at home _____ vs. #9 Alabama (1/18/03)
 Defeated a top-10 team on the road _____ at #8 Arkansas (1/23/93)
 Won in overtime _____ at UAB, 75-71 (OT) (12/15/18)
 Lost in overtime _____ vs. Missouri (SECT), 86-83 (OT) (3/8/17)
 Won in double overtime _____ vs. Xavier, 89-88 (2OT) (12/20/14)
 Lost in double overtime _____ at Arkansas, 88-80 (2OT) (1/16/13)
 Played back-to-back overtime games _____ vs. Ole Miss, W 69-68 (2OT) (1/14/12)
 _____ at LSU, L 65-58 (OT) (1/17/12)
 Played at least three overtimes _____ vs. Georgia (SECT) (4OT) (3/1/79)
 Shot 70% for a half _____ 74.1% (20-27) vs. Arkansas-Pine Bluff (12/30/13)
 Shot 70% for a half (SEC) _____ 72.7% (16-22) at Ole Miss (2/22/03)
 Shot 60% for a game _____ 61.8% (42-68) vs. Winthrop (11/24/17)
 Shot 60% for a game (SEC) _____ 61.1% (33-54) at Arkansas (2/17/16)
 Shot less than 30% for game _____ 25.8% (17-66) vs. Clemson (3/18/18)
 Shot 100% from the FT line _____ 100% (6-6) vs. Long Beach State (12/23/11)
 Shot 60% from 3-point line _____ 65.4% (17-26) vs. Vanderbilt (2/3/18)
 Shot less than 30% in half _____ 18.2% (6-33) vs. Clemson (1st) (3/18/18)
 Shot less than 20% in half _____ 18.2% (6-33) vs. Clemson (1st) (3/18/18)
 Shot less than 10% in a half _____ 8.3% (2-24) vs. LSU (1st) (1/8/11)
 Attempted 50 free throws _____ 52 vs. Vanderbilt (2/6/54)
 Attempted 40 free throws _____ 42 vs. Alabama (1/21/17)
 Attempted 30 free throws in half _____ 30 vs. Georgia (2nd) (2/24/16)
 Made 30 free throws _____ 31 at Arkansas (2/27/18)
 Made 30 free throws (SEC) _____ 31 at Arkansas (2/27/18)
 Made at least 10 3-point field goals _____ 13 vs. Alabama (2/2/19)
 Failed to make 3-point field goal _____ vs. Kentucky (0-15) (1/19/13)
 Had at least 50 rebounds _____ 50 at Texas A&M (1/16/19)
 Had less than 20 rebounds _____ 19 vs. Presbyterian (12/18/10)
 Had 25 assists _____ 25 vs. Saint Peter's (11/28/18)
 Had at least 15 steals _____ 20 vs. North Florida (12/29/18)
 Had at least 10 blocks _____ 12 vs. UNC Asheville (12/4/18)
 Had at least 15 blocks _____ 17 vs. Nicholls State (11/25/11)
 Had at least 25 lead changes _____ 27 at Arkansas (1/16/13)
 Scored 50 points in a half _____ 58 vs. Missouri (2nd) (1/30/19)
 Scored 50 points in a half (SEC) _____ vs. Missouri (2nd) (1/30/19)
 Scored 60 points in a half _____ 61 vs. Winthrop (2nd) (11/24/17)
 Scored 60 points in a half (SEC) _____ 64 at Tennessee (2/15/06)
 Scored 70 points in a half _____ 72 vs. Northwestern State (2nd) (11/27/15)
 Scored 100 points _____ 103 vs. Mississippi College (11/14/18)
 Scored 100 points (SEC) _____ 102 vs. Alabama (2/13/99)
 Scored under 20 points in 1st half _____ 19 vs. Clemson (1st) (3/18/18)
 Scored under 20 points in 2nd half _____ 14 vs. Tulsa (11/24/14)
 Scored under 10 points in a half _____ 6 vs. LSU (1st) (1/8/11)
 Scored 35 or under points in a game _____ 35 vs. Tulsa (11/24/14)
 Scored under 50 points in game _____ 45 at Tennessee (2/9/16)
 Scored under 50 points in game (SEC) _____ 45 at Tennessee (2/9/16)

THE LAST TIME - INDIVIDUAL

Scored at least 30 points	Jared Harper (31) at UAB (OT) (12/15/18)
Scored at least 35 points	Toney Douglas (38) vs. Nicholls State (11/24/04)
Scored at least 40 points	Wesley Person (44) vs. UAB (12/16/93)
Had two players with at least 20 points	Bryce Brown (34) and Jared Harper (20) vs. Dayton (12/8/18)
Had three players with at least 20 points	KT Harrell (24), Tahj Shamsid-Deen (21) & Cinmeon Bowers (20) vs. Louisiana (11/21/14)
Scored 20 points in a half	Bryce Brown (25, 2nd) vs. Kentucky (1/19/19)
Scored 20 points in 1st half	Bryce Brown (20) at Texas A&M (1/16/19)
Scored 20 points in 2nd half	Bryce Brown (25) vs. Kentucky (1/19/19)
Scored 25 points in a half	Bryce Brown (25, 2nd) vs. Kentucky (1/19/19)
Had two players with 25 points	Bryce Brown (26) and Jared Harper (25) vs. Xavier (OT) (11/19/18)
Had two players with 25 points (SEC)	Chris Denson (30) & KT Harrell (26) vs. Mississippi State (2/14/14)
A player had back-to-back 25-point SEC games	Kareem Canty (26) vs. Kentucky (1/16/16); (25) vs. Alabama (1/19/16)
A player had three straight 25-point SEC games	Chris Denson (29) at LSU (2/8/14); (26) vs. Kentucky (2/12/14); (30) vs. Mississippi State (2/15/14)
A player had four straight 25-point SEC games	Chris Denson (25) at South Carolina (2/5/14); (29) at LSU (2/8/14); (26) vs. Kentucky (2/12/14); (30) vs. Mississippi State (2/15/14)
A player had five straight 25-point SEC games	Keenan Carpenter (44) vs. LSU (1/8/89); (28) vs. Mississippi State (2/11/89); (33) at Florida (2/15/89); (32) at Ole Miss (2/18/89); (29) vs. Kentucky (2/20/89)
Zero players scored in double figures	at Vanderbilt (1/7/12)
Only one player scored in double figures	Bryce Brown (18) at Tennessee (2/9/16)
Five players scored in double figures	Jared Harper (22), Bryce Brown (15), Anfernee McLemore (15), Samir Doughty (11), Malik Dunbar (11) vs. Georgia (1/12/19)
Five players scored in double figures (SEC)	Jared Harper (22), Bryce Brown (15), Anfernee McLemore (15), Samir Doughty (11), Malik Dunbar (11) vs. Georgia (1/12/19)
All five starters scored in double figures	Samir Doughty (20), Chuma Okeke (17), Austin Wiley (17), Jared Harper (12), Bryce Brown (11) vs. Murray State (12/22/18)
Six players scored in double figures	Austin Wiley (18), Bryce Brown (16), Horace Spencer (14), Samir Doughty (13), Jared Harper (10) vs. Mississippi College (11/14/18)
Six players scored in double figures (SEC)	Desean Murray (16), Mustapha Heron (15), Bryce Brown (13), Anfernee McLemore (13), Jared Harper (12), Horace Spencer (12) vs. Ole Miss (1/9/18)
Had at least 15 rebounds	Horace Spencer (17) vs. Mississippi College (11/14/18)
Had at least 15 rebounds (SEC)	Cinmeon Bowers (17) vs. Ole Miss (2/20/16)
Had at least 20 rebounds	Kelvin Ardister (20) vs. Tennessee (1/4/89)
Had at least 25 rebounds	Rex Frederick (25) at Ole Miss (1/6/58)
Had at least 20 pts & 20 reb	Kelvin Ardister (22 pts, 20 reb) vs. Tennessee (1/4/89)
Had two players with at least 10 rebounds	Anfernee McLemore (11) and Desean Murray (11) vs. Kentucky (2/14/18)
Had at least three players with 10 rebounds	Korvotney Barber (13), Quantez Robertson (10) and Lucas Hargrove (10) at Virginia (12/20/08)
Had a double-double	Chuma Okeke (14 pts, 12 reb) vs. Missouri (1/30/19)
Had two straight double-doubles	Chuma Okeke (16 pts, 10 reb) vs. Alabama (2/21/18); (12 pts, 10 reb) at Florida (2/24/18)
Had three straight double-doubles	Cinmeon Bowers (12 pts, 15 reb) vs. Vanderbilt (2/13/16); (14 pts, 10 reb) at Arkansas (2/17/16); (11 pts, 18 reb) vs. Ole Miss (2/20/16)
Had four straight double-doubles	Cinmeon Bowers (19 pts, 19 reb) vs. Middle Tennessee (12/12/15); (13 pts, 12 reb) vs. Mercer (12/15/15); (12 pts, 11 reb) at Xavier (12/19/15); (12 pts, 12 reb) vs. New Mexico (12/22/15)
Had five straight double-doubles	Jeff Moore (26 pts, 11 reb) vs. Ole Miss (3/2/88); (20 pts, 11 reb) at LSU (3/5/88); (22 pts, 11 reb) vs. Georgia (3/11/88); (13 pts, 13 reb) vs. Bradley (3/17/88); (22 pts, 11 reb) vs. Oklahoma (3/19/88)
Had two players with a double-double	Jared Harper (12 pts, 10 ast) and Austin Wiley (17 pts, 10 reb) vs. Murray State (12/22/18)
Had a double-double with points and assists	Jared Harper (12 pts, 10 ast) vs. Murry State (12/22/18)
Had a triple-double	Kenny Gabriel (24 pts, 13 reb, 10 blk) vs. Bethune-Cookman (1/2/12)
Had 10 assists	Jared Harper (10) vs. North Florida (12/29/18)
Had two players with at least five blocks	Rob Chubb (5) and Willy Kouassi (5) vs. Nicholls State (11/25/11)
Had 10 blocks	Kenny Gabriel (10) vs. Bethune-Cookman (1/2/12)
Had five steals	Chuma Okeke (5) vs. North Florida (12/29/18)
Had five steals (SEC)	Antoine Mason (5) at LSU (2/6/15)
Made 25 straight free throws	Danjel Purifoy (27) (11/23/16-12/18/16)
Hit buzzer-beater shot to win a game	T.J. Dunans vs. Mercer (3-pt FG, 76-74) (12/18/16)
Played more than 40 minutes	Jared Harper (41) at UAB (OT) (12/15/18)


1

JARED HARPER

6-0 • 175

Jr. • G

Mableton, Ga.
(Pebblebrook HS)



2017-18 (Sophomore): Named Second Team All-SEC by the Associated Press and the conference coaches ... selected to the United State Basketball Writers Association All-District IV team ... tabbed to the SEC Community Service Team ... averaged 13.2 points, 5.4 assists, 2.4 rebounds and 1.2 steals per game in 30.5 minutes per game ... started all 34 games as the floor general ... ranked third on the team with 27 games in double figures ... made team-best 74 of 86 free throws with under 4 minutes to go ... knocked down 166 free throws, the 4th-most in single-season program history ... became 1 of only 2 players (KT Harrell) to be in Auburn's top 10 for single-season free throws and also made at least 50 3s in the same season ... was fifth in the SEC by shooting 82% from the charity stripe ... ranked in the top 5 in the SEC and top 50 nationally in assists per game (5.4) and assist-to-turnover ratio (2.57) ... produced the most games of 7+ assists by any player in the SEC with 15 such instances ... the Tigers scored a total of 481 points off assists from Harper (333 from downtown, 148 inside the arc) ... tied with Gerald White (1984-85) for 4th in the Auburn record books with 185 assists ... racked up 14 assists against Vanderbilt, which was 1 off the school record held by Eddie Johnson (1976) ... finished with 14 points and 14 assists to become the first player to record a double-double in points and assists since Kareem Canty (2015) ... scored in double figures in 17 of 18 SEC games (team-best) ... reached the 20-point plateau 5 times, including a career-best 24 at Georgia ... 4 of 5 20-point games came in league play ... led team with 40 steals ... guided the team in assists in 27 games, steals in 13 contests and scoring in 6 tilts ... averaged 15.2 points, 5.9 assists, 2.2 rebounds and 1.4 steals in SEC play ... played over 20 minutes in all but 1 contest ... knocked down a career-high 5 buckets from behind the arc to highlight a 21-point outing, including 18 in the second half, at Missouri ... declared for the NBA Draft without the intention of hiring an agent on April 6.

HIGH SCHOOL AND PERSONAL DATA: Consensus four-star signee ... ranked No. 54 overall by Rivals ... two-time first-team All-State ... averaged 27 points, 10.1 assists, 5.7 rebounds and 3.7 steals in leading Pebblebrook to a 23-10 record as a senior in 2015-16 under coach George Washington ... he shot 49 percent from the floor and 48.9 percent (85-of-174) from 3-point range ... in back-to-back seasons, led Pebblebrook to the Class 6A state championship game ... selected to the American Family Insurance High School Slam Dunk and 3-Point Championships in Pearland, Texas ... rated as a consensus four-star by ESPN, 247Sports, Rivals and Scout ... he had 24 points at halftime and scored 12 in the third quarter of the game named the MVP of the prestigious Peach Jam in 2015, leading his Georgia Stars AAU team to the championship with a game-high 34 points, eight assists and four rebounds in a 104-77 win over the St. Louis Eagles ... averaged 21 points and seven assists as a junior leading Pebblebrook to a school record wins with a 27-6 record in 2014-15 ... led the Georgia Stars to an 8-0 record in a Las Vegas tournament in July 2015 and as the Stars finished ranked No. 1 in the country ... an honors student, finished high school with a 3.7 GPA ... full name is Jared Lamar Harper ... son of Patrick and Erica Harper ... studying in Harbert College of Business ... signed national letter of intent on Nov. 12, 2015.

HARPER'S MISCELLANEOUS STATS

	2016-17	2017-18	2018-19	Career
Games with 10+ Pts	18	27	16	62
Games with 20+ Pts	5	5	6	16
Games 5+ 3s	3	1	2	6
Games with 5+ Reb	2	4	4	10
Games with 10+ Reb	0	0	0	0
Games with 5+ Ast	5	20	18	43
Games with 10+ Ast	0	2	3	5
Games with 5+ Blk	0	0	0	0
Games with 5+ Stl	0	0	0	0
Double-Doubles	0	2	2	4

MEASURABLES AND BAM TESTING RESULTS

Wingspan	64.5"
Reach	7'10.5"
Hand	8.5"
Vertical Jump	34"
Approach Vertical	42.5"
3/4 Court Sprint	3.151
Reaction Shuttle	3.018
Lane Agility Drill	10.600
185 lb Bench	7

CAREER HIGHS

Points	31 at UAB (12/15/18)
Rebounds	6 (3x) last vs. Xavier (11/19/18)
Field Goals	9 vs. Xavier (11/19/18)
Field Goals Att.	19 (2x) last at UAB (12/15/18)
3-Pt. Field Goals	6 (2x) last vs. Duke (11/20/18)
3-Pt. Field Goals Att.	10 (2x) last vs. Duke (11/20/18)
Free Throws	15 at UAB (12/15/18)
Free Throws Att.	17 vs. Ole Miss (1/7/17)
Assists	14 vs. Vanderbilt (2/3/18)
Blocks	1 (4x) last vs. Ole Miss (1/9/18)
Steals	4 (3x) last vs. Alabama (2/21/18)
Minutes	43 vs. Xavier (11/19/18)

2018-19 HARPER GAME-BY-GAME

Opp.	Start	Min.	FG-A	3FG-A	FT-A	O-D-T	PF	A	TO	BLK	STL	PTS
S. Alabama	*	30	7-13	6-10	0-0	0-5-5	2	13	1	0	2	20
Washington	*	32	3-12	3-6	4-4	1-4-5	1	5	2	0	0	13
Miss. Col.	*	21	5-8	2-5	0-0	0-2-2	0	4	0	0	1	14
Xavier	*	43	9-17	3-9	4-6	1-5-6	3	8	5	0	3	25
Duke	*	38	7-19	6-10	2-2	0-0-0	0	6	2	0	0	22
Arizona	*	36	1-7	0-5	2-2	0-5-5	1	5	2	0	0	4
St. Peter's	*	27	2-8	2-6	0-0	0-1-1	1	8	3	0	3	6
UNCA	*	30	2-6	2-5	3-3	0-1-1	1	5	4	0	0	9
Dayton	*	35	5-11	4-7	6-6	0-3-3	1	7	1	0	2	20
UAB	*	41	7-19	2-6	15-16	0-4-4	2	3	1	0	0	31
NC State	*	37	5-16	1-5	0-0	1-3-4	3	5	4	0	0	11
Murray St.	*	34	4-11	2-6	2-4	0-2-2	1	10	2	0	0	12
North Fla.	*	27	3-7	2-5	1-2	2-2-4	1	10	2	0	1	9
Ole Miss	*	38	3-14	2-9	1-2	0-2-2	1	5	2	0	0	9
Georgia	*	35	6-15	4-9	6-6	1-1-2	2	7	1	0	2	22
Texas A&M	*	33	6-11	4-9	1-3	1-2-3	2	6	3	0	3	17
Kentucky	*	34	5-13	2-6	5-7	0-0-0	2	6	3	0	1	17
S. Carolina	*	37	7-15	1-6	2-3	0-4-4	2	5	2	0	0	17
Miss. St.	*	34	4-7	3-5	4-5	0-1-1	2	7	6	0	0	15
Missouri	*	30	6-13	1-6	3-4	1-1-2	3	5	2	0	0	16
Alabama	*	32	5-11	3-6	6-7	1-1-2	0	5	1	0	2	19
Florida	*	27	2-5	1-4	3-4	0-0-0	2	3	1	0	0	8
LSU												
Ole Miss												
Vanderbilt												
Arkansas												
Kentucky												
Georgia												
Miss. St.												
Alabama												
Tennessee												

HARPER'S CAREER STATISTICS

Year	GP-GS	Min-Avg	FG-FGA	Pct	3FG-A	Pct	FT-FTA	Pct	Off-Def-Tot--Avg	PF-FO	Ast	TO	Blk	Stl	Pts	Avg
2016-17	32-30	774-24.2	104-270	.385	54-157	.344	103-146	.705	10-52-62--1.9	57-1	95	49	2	37	365	11.4
2017-18	34-34	1038-30.5	111-308	.360	61-172	.355	166-202	.822	14-68-82--2.4	63-2	185	72	1	40	449	13.2
2018-19	22-22	731-33.2	104-258	.403	56-145	.386	70-86	.814	9-49-58--2.6	33-0	138	50	0	20	334	15.2
TOTAL	88-86	2543-28.9	319-836	.382	171-474	.361	339-434	.781	33-169-202--2.3	153-3	418	171	3	97	1148	13.0

2



BRYCE BROWN

6-3 • 198

Sr. • G

Stone Mountain, Ga.
(Tucker HS)

2017-18 (Junior): Named First Team All-SEC by the Associated Press and Second Team All-SEC by the league coaches ... tabbed to the Naismith Trophy Top 30 ... selected to the United States Basketball Writers Association All-District IV team ... averaged 15.9 points, 2.0 rebounds, 1.7 assists and 1.0 steals per game in 31.2 minutes per game ... played and started in 33 games, only missing the Georgia game due to an injury ... became the 36th player in program history to reach 1,000 career points after dropping 29 in the regular season finale against South Carolina ... became the 18th player in program history to tally 1,000 career points prior to the end of their third season ... moved into second in the program's all-time 3-pointers made list with 241 career 3s ... was 1 away from matching the single-season 3-point record held by Lance Weems (108, 1995-96) as he racked up 107 buckets behind the arc ... has made the most 3-pointers by any player in Auburn history through their first 3 seasons with 241 ... that mark is 54 ahead of the next-best total by Tay Waller ... guided the SEC with 3.2 3-pointers per game and 107 total 3s ... both marks were in the top 20 nationally ... led the team in scoring 13 times, steals 6 times and assists 2 times ... held defensive matchup to shoot just 37% on the season and forced 100 turnovers ... paced the team with 8 halves with 15 or more points ... averaged 16.8 points, 1.8 rebounds, 1.2 assists and 1.0 steals per game in league play ... scoring total ranked 7th in the SEC during conference action ... averaged 18.4 points per game and shot 47% from the field, including 46% behind the arc, in home games ... scored in double figures in 28 of 33 games, ranking second on the team ... tied for the team lead with 8 20-point games and 1 30-point contest ... scored career-high 31 points on 12-of-16 from the floor, including 4-of-8 behind the arc, in the season opener vs. Norfolk State ... buried 5 or more 3s in 8 games, including 6 in SEC play ... scored 29 points vs. South Carolina to clinch SEC title ... Academic Top Tiger ... declared for the NBA Draft without the intention of hiring an agent on April 11.

HIGH SCHOOL AND PERSONAL DATA: Averaged 25 points, 6 rebounds and 4 assists as a senior at Tucker High School under coach James Hartry ... averaged 18 points and five assists as a junior ... teammates with former Auburn player Tahj Shamsid-Deen at Columbia High School in Decatur, Ga., as a sophomore in 2012-13 ... went to Columbia High School as a sophomore and junior and went to back-to-back state championships ... impressed the Auburn coaching staff at Coach Bruce Pearl's Elite Camp in 2014 ... full name is Bryce Wade Brown ... son of Cedric and Donna Brown ... father, Cedric, and brother, Blake, played football at Clark Atlanta ... studying in College of Liberal Arts ... signed national letter of intent on Nov. 14, 2014.

BROWN'S MISCELLANEOUS STATS

	2015-16	2016-17	2017-18	2018-19	Career
Games with 10+ Pts	14	7	28	19	68
Games with 20+ Pts	3	0	8	6	17
Games 5+ 3s	4	3	8	7	22
Games with 5+ Reb	3	4	1	0	8
Games with 10+ Reb	0	0	0	0	0
Games with 5+ Ast	0	1	2	2	5
Games with 10+ Ast	0	0	0	0	0
Games with 5+ Blk	0	0	0	0	0
Games with 5+ Stl	0	0	0	0	0
Double-Doubles	0	0	0	0	0

MEASURABLES AND BAM TESTING RESULTS

Wingspan	64.5"
Reach	8'1"
Hand	9.5"
Vertical Jump	35"
Approach Vertical	42.5"
3/4 Court Sprint	3.152
Reaction Shuttle	2.787
Lane Agility Drill	10.617
185 lb Bench	14

CAREER HIGHS

Points	34 vs. Dayton (12/8/18)
Rebounds	6 (3x) last vs. LSU (1/18/17)
Field Goals	12 vs. Norfolk State (11/10/17)
Field Goals Att.	24 at Ole Miss (1/9/19)
3-Pt. Field Goals	9 at Arkansas (2/17/16)
3-Pt. Field Goals Att.	14 (2x) last vs. Alabama (2/21/18)
Free Throws	8 vs. Dayton (12/8/18)
Free Throws Att	9 vs. Dayton (12/8/18)
Assists	5 (5x) last vs. Saint Peter's (11/28/18)
Blocks	2 (2x) last vs. Boston College (12/12/16)
Steals	3 (7x) last at Mississippi State (1/26/19)
Minutes	43 vs. Xavier (11/19/18)

2018-19 BROWN GAME-BY-GAME

Opp.	Start	Min.	FG-A	3FG-A	FT-A	O-D-T	PF	A	TO	BLK	STL	PTS
S. Alabama	*	27	4-12	4-9	0-1	1-2-3	3	1	1	1	0	12
Washington	*	29	3-10	2-8	5-7	0-2-2	3	1	1	1	2	13
Miss. Col.	*	27	6-13	4-10	0-1	1-2-3	0	1	0	0	2	16
Xavier	*	43	8-18	5-13	5-6	0-4-4	2	5	2	0	2	26
Duke	*	38	6-17	4-13	0-0	2-1-3	2	2	2	0	1	16
Arizona	*	29	6-10	4-8	3-3	0-2-2	2	2	2	0	0	19
St. Peter's	*	25	7-11	3-6	2-4	0-4-4	0	5	1	0	1	19
UNCA	*	29	3-9	1-6	0-0	0-2-2	2	4	1	0	2	7
Dayton	*	34	10-18	6-13	8-9	0-1-1	1	1	1	0	0	34
UAB	*	39	1-7	0-6	3-4	1-0-1	3	2	1	0	0	5
NC State	*	26	1-6	0-4	1-1	1-2-3	1	1	6	0	2	3
Murray St.	*	33	4-10	3-8	0-0	0-1-1	2	2	3	0	0	11
North Fla.	*	24	5-12	5-10	3-3	1-1-2	2	4	3	0	2	18
Ole Miss	*	36	8-24	7-19	0-0	0-0-0	1	1	3	0	0	23
Georgia	*	27	6-11	3-4	0-0	1-1-2	1	2	3	0	1	15
Texas A&M	*	30	7-16	5-11	3-3	0-3-3	2	3	1	0	2	22
Kentucky	*	32	8-9	6-7	6-6	0-0-0	1	3	3	0	1	28
S. Carolina	*	33	4-11	3-8	6-7	1-1-2	1	1	3	0	1	17
Miss. St.	*	34	5-10	2-4	6-6	2-2-4	2	1	1	0	3	18
Missouri	*	32	4-10	4-10	2-2	0-4-4	1	1	1	0	1	14
Alabama	*	33	8-12	5-7	2-3	0-3-3	1	1	5	0	0	23
Florida	*	32	6-12	2-6	0-0	0-0-0	2	1	1	0	0	14
LSU												
Ole Miss												
Vanderbilt												
Arkansas												
Kentucky												
Georgia												
Miss. St.												
Alabama												
Tennessee												

BROWN'S CAREER STATISTICS

Year	GP-GS	Min-Avg	FG-FGA	Pct	3FG-A	Pct	FT-FTA	Pct	Off-Def-Tot--Avg	PF-FO	Ast	TO	Blk	Stl	Pts	Avg
2015-16	30-11	742-24.7	93-274	.339	78-211	.370	38-46	.826	15-40-55--1.8	73-2	20	31	0	11	302	10.1
2016-17	28-13	592-21.1	68-189	.360	56-140	.400	18-27	.667	12-43-55--2.0	49-0	35	26	6	28	210	7.5
2017-18	33-33	1031-31.2	169-421	.401	107-280	.382	79-102	.775	19-46-65--2.0	55-0	55	43	7	32	524	15.9
2018-19	22-22	692-31.5	120-268	.448	78-190	.411	55-66	.833	11-38-49--2.2	35-0	45	45	2	23	373	17.0
TOTAL	113-79	3057-27.1	450-1152	.391	319-821	.389	190-241	.788	57-167-224--2.0	212-2	155	145	15	94	1409	12.5

3

DANJEL PURIFOY

6-7 • 230

Jr. • F

Centreville, Ala.

(Hargrave Military Academy)



2016-17 (Redshirt Freshman): Averaged 11.5 points, 4.7 rebounds, 1.8 assists and 1.4 steals in 28.7 minutes per game ... played in 29 games, starting 25 ... shot 39.8 percent from the field, 36.9 percent from 3-point range and 87.9 percent from the foul line ... in the SEC rankings, ranked sixth in free throw pct., sixth in 3-point field goals made (2.0), eighth in 3-point field goal pct. and ninth in steals ... made 27 straight free throws to tie the Auburn record with Frankie Sullivan in 2009-10 ... he and Mustapha Heron were the first Auburn freshmen to score in double figures in their first five college games since Wesley Person in 1990-91 ... scored a career-high 27 points (4-of-7 3s) vs. Boston College in the UnderArmour Reunion in New York's Madison Square Garden to go along with 5 rebounds, 2 assists and 2 steals ... 27 points (career-high 5-of-10 3s), 7 rebounds and 3 steals vs. Coastal Carolina ... named to the Cancun Challenge all-tournament team, averaging 16.5 points on 6-of-14 3s ... in Cancun, totaled 22 points (4-of-9 3s), 3 rebounds and 2 steals vs. #17 Purdue ... career-high 15 rebounds in the win at UConn and hit the game-tying 3-pointer with 1:04 left in overtime ... 19 points (17 in the second half) after playing only three first-half minutes vs. Georgia State ... 16 points (4-of-9 3s, including 3-of-4 3s in second half) and four rebounds at UAB ... 16 points (3-of-6 3s), 8 rebounds, 3 assists and 3 steals vs. Eastern Kentucky ... 15 points (3-of-6 3s), 7 rebounds and 2 steals at LSU ... 14 points (4-of-7 3s), 4 rebounds, 2 assists and 2 steals at Alabama after only 14 points combined in the previous four games ... left ankle sprain with 7:12 left in the first half vs. Ole Miss Jan. 7 and missed the next 3 games ... averaged 11.4 points in the final 10 games after averaging 3.5 points in the four games prior after a sprained ankle ... 12 points, 4 rebounds and 3 assists at Georgia ... 13 points vs. Missouri ... at the team's postseason awards banquet, received the Sonny Smith Most Outstanding Teammate Award and the John Mengelt Free Throw Award (.879).

HIGH SCHOOL AND PERSONAL DATA: Four-star small forward by ESPN, Rivals, Scout and 247Sports ... ranked ninth among all small forwards and 48th overall by 247Sports ... ranked as the nation's No. 12 small forward and the top player in Alabama by 247 Sports ... averaged 25 points, 11 rebounds, five blocks and 20 deflections a game at Hargrave Military Academy under coach A.W. Hamilton in 2014-15 ... averaged 17.7 points and 6.1 rebounds per game at Bibb County as a junior ... full name is Danjel Kevon Purifoy ... son of Waukesha Evans ... studying in College of Liberal Arts ... signed national letter of intent on Nov. 12, 2014.

PURIFOY'S MISCELLANEOUS STATS

	2016-17	2017-18	2018-19	Career
Games with 10+ Pts	17	0	0	17
Games with 20+ Pts	3	0	0	3
Games 5+ 3s	1	0	0	1
Games with 5+ Reb	12	0	0	12
Games with 10+ Reb	1	0	0	1
Games with 5+ Ast	2	0	0	2
Games with 10+ Ast	0	0	0	0
Games with 5+ Blk	0	0	0	0
Games with 5+ Stl	0	0	0	0
Double-Doubles	0	0	0	0

MEASURABLES AND BAM TESTING RESULTS

Wingspan	6'10.5"
Reach	8'8"
Hand	10"
Vertical Jump	28.5"
Approach Vertical	38.5"
3/4 Court Sprint	3.324
Reaction Shuttle	3.226
Lane Agility Drill	11.544
185 lb Bench	11

CAREER HIGHS

Points	27 (2x) last vs. Boston College (12/12/16)
Rebounds	15 at UConn (12/23/16)
Field Goals	9 vs. Coastal Carolina (12/15/16)
Field Goals Att.	14 (2x) last vs. Coastal Carolina (12/15/16)
3-Pt. Field Goals	5 vs. Coastal Carolina (12/15/16)
3-Pt. Field Goals Att.	10 vs. Coastal Carolina (12/15/16)
Free Throws	8 vs. Georgia State (11/14/16)
Free Throws Att.	10 vs. Georgia State (11/14/16)
Assists	9 vs. USC Upstate (11/29/16)
Blocks	1 (5x) last vs. Missouri (3/8/17)
Steals	3 (6x) last at Texas A&M (2/18/17)
Minutes	39 vs. Missouri (3/8/17)

2018-19 PURIFOY GAME-BY-GAME

Opp.	Start	Min.	FG-A	3FG-A	FT-A	O-D-T	PF	A	TO	BLK	STL	PTS
S. Alabama	-dnp-											
Washington	-dnp-											
Miss. Col.	-dnp-											
Xavier	-dnp-											
Duke	-dnp-											
Arizona	-dnp-											
St. Peter's	-dnp-											
UNCA	-dnp-											
Dayton	-dnp-											
UAB		7	1-2	0-1	0-1	1-0-1	0	0	0	0	1	2
NC State		8	0-1	0-1	0-0	1-1-2	1	0	2	0	0	0
Murray St.		4	0-1	0-1	0-0	0-0-0	0	0	0	0	1	0
North Fla.		8	1-3	0-0	0-0	0-1-1	0	1	0	0	0	2
Ole Miss	-dnp-											
Georgia	-dnp-											
Texas A&M	-dnp-											
Kentucky		8	1-4	1-3	0-0	0-0-0	2	0	0	0	0	3
S. Carolina		19	1-6	0-1	1-2	2-1-3	3	2	2	0	2	3
Miss. St.		5	1-1	1-1	0-0	0-2-2	0	0	0	0	0	3
Missouri		11	3-5	2-3	0-0	0-1-1	1	2	0	0	2	8
Alabama		15	2-3	1-2	2-2	2-2-4	3	1	0	0	0	7
Florida		13	1-2	1-1	2-2	1-1-2	0	2	1	0	0	5
LSU												
Ole Miss												
Vanderbilt												
Arkansas												
Kentucky												
Georgia												
Miss. St.												
Alabama												
Tennessee												

PURIFOY'S CAREER STATISTICS

Year	GP-GS	Min-Avg	FG-FGA	Pct	3FG-A	Pct	FT-FTA	Pct	Off-Def-Tot--Avg	PF-FO	Ast	TO	Blk	Stl	Pts	Avg
2016-17	29-25	831-28.7	97-244	.398	59-160	.369	80-91	.879	28-108-136--4.7	65-0	51	45	5	41	333	11.5
2018-19	10-0	98-9.8	11-28	.393	6-14	.429	5-7	.714	7-9-16--1.6	10-0	8	5	0	6	33	3.3
TOTAL	39-25	929-23.8	108-272	.397	65-174	.374	85-98	.867	35-117-152--3.9	75-0	59	50	5	47	366	9.4

4

MALIK DUNBAR

6-6 • 230

Sr. • G/F

North Augusta, S.C.

(College of Central Florida)



2017-18 (Junior): Averaged 5.4 points, 2.4 rebounds and 0.4 steals per game in 14.1 minutes per game ... played in all 34 games and started 3 ... shot 42% from the floor and 35% from 3-point land ... shot 36% from downtown during SEC action ... averaged 6.9 points and shot 45% from the field during home games ... scored in double figures 3 times ... led the Tigers in steals in 3 games and blocks in 1 contest ... went 23 for 62 from behind the arc in the last 19 games, despite starting the season 4 of 15 ... averaged 10 points and 6.3 rebounds to go along with 48% from the field, including 36% from downtown, as a starter ... buried multiple 3-points 7 times, including 5 during SEC play ... first game as a Tiger was season opener vs. Norfolk State where he scored 7 points in 16 minutes ... racked up 13 points on 6 of 8 shooting against Winthrop ... made first career start and played 25 minutes vs. UAB ... scored 9 points and had 6 rebounds in that game ... went 3 for 3 behind the arc at Murray State ... scored 12 points and had 3 boards vs. UConn ... started at Georgia and scored 7 points to go along with 6 rebounds ... scored a season-high 14 points on 6 of 10 from the floor, including 2 of 5 from downtown, and had 7 rebounds to go along with 2 steals in a start vs. Alabama ... went 4 for 7 from the floor for 11 points in NCAA Tournament action ... named a top-10 JUCO transfer by Jon Rothstein ... Academic Top Tiger.

HIGH SCHOOL AND PERSONAL DATA: Was a South Carolina Class 4A first-team all-state selection as a senior at Spring Valley High School in Columbia in 2014-15 ... son of Trika Mobley ... one of five siblings.

DUNBAR'S MISCELLANEOUS STATS			
	2017-18	2018-19	Career
Games with 10+ Pts	3	7	11
Games with 20+ Pts	0	0	0
Games 5+ 3s	0	0	0
Games with 5+ Reb	5	4	9
Games with 10+ Reb	0	0	0
Games with 5+ Ast	0	0	0
Games with 10+ Ast	0	0	0
Games with 5+ Blk	0	0	0
Games with 5+ Stl	0	1	1
Double-Doubles	0	0	0

MEASURABLES AND BAM TESTING RESULTS

Wingspan	6'9.25"
Reach	8'6"
Hand	9"
Vertical Jump	31.5"
Approach Vertical	38.5"
3/4 Court Sprint	3.221
Reaction Shuttle	3.009
Lane Agility Drill	12.282
185 lb Bench	13

CAREER HIGHS

Points	16 vs. South Alabama (11/6/18)
Rebounds	8 vs. Mississippi College (11/14/18)
Field Goals	7 vs. South Alabama (11/6/18)
Field Goals Att.	13 vs. UConn (12/23/17)
3-Pt. Field Goals	4 vs. Saint Peter's (11/28/18)
3-Pt. Field Goals Att.	7 vs. UConn (12/23/17)
Free Throws	3 vs. Indiana State (11/16/17)
Free Throws Att.	4 (3x) last at Ole Miss (1/9/19)
Assists	2 (3x) last vs. North Florida (12/29/18)
Blocks	3 (2x) last at Texas A&M (1/16/19)
Steals	5 vs. UNC Asheville (12/4/18)
Minutes	26 at Georgia (2/10/18)

2018-19 DUNBAR GAME-BY-GAME

Opp.	Start	Min.	FG-A	3FG-A	FT-A	O-D-T	PF	A	TO	BLK	STL	PTS
S. Alabama		23	7-11	2-5	0-0	3-2-5	2	0	1	1	0	16
Washington		18	3-5	1-3	1-1	0-4-4	0	0	0	0	0	8
Miss. Col.		21	4-12	0-4	2-2	3-5-8	1	2	2	0	2	10
Xavier		15	1-3	1-2	0-0	1-2-3	2	1	1	0	0	3
Duke		20	2-5	1-3	0-0	0-2-2	5	1	1	1	0	5
Arizona		17	6-7	2-3	1-2	1-3-4	1	0	1	0	1	15
St. Peter's		18	4-9	4-6	2-2	0-3-3	1	1	1	0	2	14
UNCA		25	3-4	2-3	0-2	1-6-7	1	1	2	0	5	8
Dayton		6	0-3	0-3	0-0	0-0-0	0	0	0	0	0	0
UAB		14	2-8	1-4	0-0	0-3-3	2	1	1	1	1	5
NC State		20	5-8	2-5	0-1	1-3-4	4	0	1	0	1	12
Murray St.		16	1-5	1-4	1-2	0-3-3	1	1	1	1	0	4
North Fla.		23	4-10	1-5	2-2	1-2-3	1	2	0	0	2	11
Ole Miss		13	4-4	1-1	2-4	2-2-4	1	0	1	1	3	11
Georgia		14	4-7	2-4	1-2	0-1-1	3	0	0	0	2	11
Texas A&M		18	0-2	0-1	2-2	1-3-4	3	1	1	3	2	2
Kentucky		22	4-7	2-4	0-0	2-5-7	4	0	0	0	1	10
S. Carolina		12	0-3	0-1	2-2	0-2-2	3	0	0	0	0	2
Miss. St.		14	2-3	1-2	0-0	0-2-2	4	0	0	0	1	5
Missouri		16	2-4	2-4	0-0	0-2-2	2	1	3	0	0	6
Alabama		21	1-3	0-0	1-2	0-4-4	1	0	2	0	1	3
Florida		16	3-5	1-3	2-3	1-0-1	2	1	1	0	0	9
LSU												
Ole Miss												
Vanderbilt												
Arkansas												
Kentucky												
Georgia												
Miss. St.												
Alabama												
Tennessee												

DUNBAR'S CAREER STATISTICS

Year	GP-GS	Min-Avg	FG-FGA	Pct	3FG-A	Pct	FT-FTA	Pct	Off-Def-Tot--Avg	PF-FO	Ast	TO	Blk	Stl	Pts	Avg
2017-18	34-3	481-14.1	70-167	.419	27-78	.346	18-31	.581	18-65-83--2.4	65-1	8	27	8	13	185	5.4
2018-19	22-0	382-17.4	62-128	.484	27-70	.386	19-29	.655	17-59-76--3.5	44-1	13	20	8	24	170	7.7
TOTAL	56-3	863-15.4	132-295	.447	54-148	.365	37-60	.617	35-124-159--2.8	109-2	21	47	16	37	355	6.3

5

CHUMA OKEKE

6-8 • 230
So. • F
Atlanta, Ga.
(Westlake HS)



2017-18 (Freshman): Averaged 7.5 points, 5.8 rebounds, 1.1 assists and 0.7 blocks per game in 21.6 minutes per game ... played in all 34 games off the bench ... led the team in bench minutes ... finished 4th among SEC freshmen in rebounding with 197 total boards ... averaged 7.6 points, 5.4 rebounds, 1.1 assists and 0.7 blocks in SEC play ... 197 rebounds was the most by an Auburn freshman since Jeff Moore in 1984-85 ... pulled down 4 double-digit rebounding games, including 3 in league action ... racked up 15 games in double figures, ranking fifth on the team ... tied for the team lead by shooting 39% from behind the arc (34-of-87) ... shot over 49% from the field at home ... knocked down multiple 3s in 12 contests, including 8 in SEC play ... selected as 1 of 20 Under-the-Radar Freshmen by Jon Rothstein ... named a top 15 Impact Freshman by Jon Rothstein ... buried 5 or more field goals in games against Dayton, Middle Tennessee, LSU, Vanderbilt, Alabama and Florida ... named the SEC Freshman of the Week (Dec. 4) after averaging 11 points and 8 rebounds per game in Auburn's victories at Dayton and against George Mason ... recorded double-doubles against Alabama (16 pts, 10 reb) and Florida (12 pts, 10 reb) to become the first Auburn player to tally back-to-back double-doubles in consecutive SEC games since Cinmeon Bowers in 2016 ... Academic Top Tiger.

2017 USA U19 WORLD CUP TEAM: Invited to the USA Basketball U19 World Cup Training Camp in the Olympic Training Center in Colorado Springs, Colo., along with sophomore Austin Wiley in June 2017 ... made the first cut at the tryouts from 27 to 18.

HIGH SCHOOL AND PERSONAL DATA: Consensus four-star prospect ... MaxPreps All-American selection as a senior in 2016-17 ... ranked 44th nationally by Scout, 48th by ESPN, 55th by Rivals, 56th by 247Sports and 61st by ESPN ... as a junior, led Westlake to the 2016 Georgia Class 6A state championship for the first time since 2002 with a 68-58 overtime win over Pebblebrook ... MaxPreps Junior All-America honorable mention selection in 2015-16 ... averaged 24.4 points, 15.0 rebounds, 3.1 assists, 2.4 steals and 1.0 block in only 11.7 minutes per game as a senior in helping Westlake to an 18-11 record overall, 9-1 in the region, under coach Darron Rogers in 2016-17 ... shot 71 percent (137-of-192) from the field, 70.0 percent (14-of-20) from 3-point range and 69.5 percent (132-of-190) from the foul line ... averaged 9.6 offensive rebounds per game ... 35 points and 17 rebounds at the Cancer Research Classic on Jan. 11, 2017 ... 35 points and 24 rebounds in an 89-83 triple overtime loss to Newton in the state playoffs on Feb. 24 ... 36 points, 28 rebounds and 5 assists in 85-76 win over Pebblebrook on Jan. 31 ... 40 points, 20 rebounds and 6 assists in 80-78 overtime win at Pebblebrook on Jan. 13 ... 35 points and 17 rebounds in a 76-73 loss to Gonzaga of Washington, D.C., on Jan. 7 ... 32 points and 18 rebounds in 72-63 victory over Southwest Atlanta Christian on Dec. 3 ... averaged 22.7 points and 7.5 rebounds as a sophomore in 2014-15.

OKEKE'S MISCELLANEOUS STATS

	2017-18	2018-19	Career
Games with 10+ Pts	15	14	29
Games with 20+ Pts	0	1	1
Games 5+ 3s	0	0	0
Games with 5+ Reb	22	18	40
Games with 10+ Reb	4	2	6
Games with 5+ Ast	0	2	2
Games with 10+ Ast	0	0	0
Games with 5+ Blk	0	0	0
Games with 5+ Stl	0	2	2
Double-Doubles	3	2	5

MEASURABLES AND BAM TESTING RESULTS

Wingspan	7'0"
Reach	8'11.5"
Hand	10"
Vertical Jump	34.5"
Approach Vertical	27"
3/4 Court Sprint	3.354
Reaction Shuttle	3.146
Lane Agility Drill	12.466
185 lb Bench	1

CAREER HIGHS

Points	20 vs. South Alabama (11/6/18)
Rebounds	12 vs. Missouri (1/30/19)
Field Goals	7 (3x) last vs. Murray State (12/22/18)
Field Goals Att.	14 vs. Murray State (12/22/18)
3-Pt. Field Goals	3 (6x) last at Mississippi State (1/26/19)
3-Pt. Field Goals Att.	8 vs. Murray State (12/22/18)
Free Throws	4 (4x) last vs. Florida (2/5/19)
Free Throws Att.	7 vs. Florida (2/5/19)
Assists	5 (2x) last vs. UNC Asheville (12/4/18)
Blocks	3 (2x) last vs. South Alabama (11/6/18)
Steals	5 (2x) last vs. North Florida (12/29/18)
Minutes	36 at Mississippi State (1/26/18)

2018-19 OKEKE GAME-BY-GAME

Opp.	Start	Min.	FG-A	3FG-A	FT-A	O-D-T	PF	A	TO	BLK	STL	PTS
S. Alabama	*	30	7-11	3-5	3-3	6-3-9	1	5	5	3	3	20
Washington	*	28	7-11	3-3	2-2	6-4-10	3	2	2	2	1	19
Miss. Col.	*	18	1-3	1-3	0-0	0-7-7	0	2	0	1	0	3
Xavier	*	29	5-9	1-5	2-3	4-3-7	4	0	0	0	1	13
Duke	*	33	3-10	0-3	0-0	1-5-6	4	3	2	0	4	6
Arizona	*	31	4-7	0-3	2-4	2-4-6	1	2	2	0	0	10
St. Peter's	*	22	5-5	2-2	0-0	4-2-6	0	3	1	2	1	12
UNCA	*	25	2-5	2-3	1-2	3-4-7	1	5	2	2	0	7
Dayton	*	30	1-6	0-2	0-0	2-1-3	1	2	1	2	3	2
UAB	*	34	4-6	0-1	3-4	3-3-6	4	1	3	2	0	11
NC State	*	32	3-8	1-6	0-0	2-4-6	5	2	1	1	3	7
Murray St.	*	31	7-14	3-8	0-2	2-3-5	3	2	4	2	5	17
North Fla.	*	27	5-8	0-2	2-2	2-3-5	3	2	1	1	5	12
Ole Miss	*	34	2-6	1-3	0-3	2-2-4	3	3	4	1	0	5
Georgia	*	22	1-5	0-2	2-2	2-2-4	4	2	1	1	0	4
Texas A&M	*	32	5-11	0-3	0-0	4-3-7	1	1	2	0	2	10
Kentucky	*	32	5-11	1-5	0-0	2-4-6	3	2	0	1	1	11
S. Carolina	*	28	4-12	1-4	4-4	4-3-7	1	0	2	1	2	13
Miss. St.	*	36	6-10	3-5	1-1	2-2-4	1	1	2	0	0	16
Missouri	*	28	5-8	2-4	2-3	3-9-12	0	4	0	2	0	14
Alabama	*	29	4-7	1-1	0-0	3-2-5	1	2	1	1	4	9
Florida	*	27	3-9	1-4	4-7	3-5-8	0	2	0	1	3	11
LSU												
Ole Miss												
Vanderbilt												
Arkansas												
Kentucky												
Georgia												
Miss. St.												
Alabama												
Tennessee												

OKEKE'S CAREER STATISTICS

Year	GP-GS	Min-Avg	FG-FGA	Pct	3FG-A	Pct	FT-FTA	Pct	Off-Def-Tot--Avg	PF-FO	Ast	TO	Blk	Stl	Pts	Avg
2017-18	34-0	734-21.6	92-201	.458	34-87	.391	37-55	.673	69-128-197--5.8	66-1	38	27	25	23	255	7.5
2018-19	22-22	638-29.0	89-182	.489	26-77	.338	28-42	.667	62-78-140--6.4	44-1	48	36	26	38	232	10.5
TOTAL	56-22	1372-24.5	181-383	.473	60-164	.366	65-97	.670	131-206-337--6.0	110-2	86	63	51	61	487	8.7

10

SAMIR DOUGHTY

6-4 • 195

Jr. • G

Philadelphia, Pa.
(VCU)



2017-18 (Sophomore): Sat out the season after transferring from VCU on June 27, 2017 ... will have two years of eligibility remaining beginning in the 2018-19 season ... brings experience, versatility and the ability to make his teammates better as a playmaker and slasher ... can play several positions on the floor.

2016-17 (Redshirt Freshman at VCU): Averaged 9.0 points, 3.6 rebounds, 2.1 assists and 0.9 steals in 23.1 minutes per game ... played in 35 games, starting 15 as VCU reached the NCAA Tournament, losing to Saint Mary's in the first round ... was the Rams' fourth-leading scorer ... averaged the most points by a VCU freshman since Shawn Hampton in 1998-99 ... shot 40.9 percent from the floor, 28.4 percent from 3-point range and 76.6 percent from the foul line ... shot 34.5 percent (19-of-55) from 3-point range for the final 21 games of the season since Jan. 4 after opening the year 4-of-26 from behind the arc ... career-high 23 points with nine assists and seven rebounds at Duquesne ... just missed a triple-double with 10 points, 10 assists and eight rebounds vs. Saint Joseph's ... 17 points in the Atlantic 10 Conference Tournament vs. Richmond ... 9 points vs. Saint Mary's in the NCAA Tournament ... went 4-0 as VCU toured Spain from Aug. 12-22 in Madrid, Toledo, Valencia and Barcelona.

2017-18 (Freshman at VCU): Redshirted at VCU ... originally signed with St. John's.

HIGH SCHOOL AND PERSONAL DATA: Averaged 24.9 points, 9.7 rebounds, 4.1 assists and 2.7 steals per game while shooting 59 percent from 2-point range as a senior at Mathematics, Civics & Science Charter in Philadelphia, Pa. ranked as the 35th-best point guard nationally by 247 Sports, including sixth-best in Pennsylvania, as a senior ... three-star recruit.

DOUGHTY'S MISCELLANEOUS STATS

	2016-17	2017-18	2018-19	Career
Games with 10+ Pts	15	0	7	22
Games with 20+ Pts	1	0	1	2
Games 5+ 3s	0	0	0	0
Games with 5+ Reb	9	0	7	16
Games with 10+ Reb	0	0	1	1
Games with 5+ Ast	4	0	2	6
Games with 10+ Ast	1	0	0	1
Games with 5+ Blk	0	0	0	0
Games with 5+ Stl	0	0	0	0
Double-Doubles	1	0	0	1

MEASURABLES AND BAM TESTING RESULTS

Wingspan	6'4.5"
Reach	8'3.5"
Hand	8.25"
Vertical Jump	28.5"
Approach Vertical	34"
3/4 Court Sprint	3.305
Reaction Shuttle	3.430
Lane Agility Drill	11.607
185 lb Bench	3

CAREER HIGHS

Points	23 at Duquesne (1/4/17)
Rebounds	10 vs. Dayton (12/8/18)
Field Goals	9 at Duquesne (1/4/17)
Field Goals Att.	15 at Duquesne (1/4/17)
3-Pt. Field Goals	3 (2x) last vs. Georgia (1/12/19)
3-Pt. Field Goals Att.	6 (2x) last at Ole Miss (1/9/19)
Free Throws	7 vs. St. Joseph's (2/14/17)
Free Throws Att.	8 (2x) last vs. St. Joseph's (2/14/17)
Assists	10 vs. St. Joseph's (2/14/17)
Blocks	1 (3x) last vs. Missouri (1/30/19)
Steals	4 (2x) last vs. Dayton (12/8/18)
Minutes	34 (2x) last vs. Dayton (12/8/18)

2018-19 DOUGHTY GAME-BY-GAME

Opp.	Start	Min.	FG-A	3FG-A	FT-A	O-D-T	PF	A	TO	BLK	STL	PTS
S. Alabama	*	19	5-7	2-3	2-2	1-0-1	3	1	2	0	0	14
Washington	*	25	6-9	2-4	4-4	2-2-4	2	4	3	0	4	18
Miss. Col.	*	19	5-11	1-5	2-2	1-4-5	3	2	3	0	3	13
Xavier	*	31	1-6	0-1	0-0	3-0-3	2	2	2	0	2	2
Duke	*	13	0-3	0-0	0-0	2-1-3	5	0	1	0	1	0
Arizona	*	23	3-6	1-2	0-0	1-2-3	3	0	1	0	1	7
St. Peter's	*	26	1-2	0-1	0-0	2-4-6	2	5	1	0	1	2
UNCA	*	25	4-7	2-5	3-4	1-5-6	2	2	2	0	2	13
Dayton	*	34	3-6	2-3	0-0	4-6-10	1	6	1	0	4	8
UAB	*	27	1-4	0-1	2-2	2-4-6	2	2	2	0	0	4
NC State	*	20	3-6	1-3	0-0	1-0-1	1	2	3	0	1	7
Murray St.	*	24	6-7	2-3	6-6	2-2-4	3	2	0	0	0	20
North Fla.	*	14	2-4	0-0	0-0	2-0-2	1	0	1	0	0	4
Ole Miss	*	27	3-6	3-6	0-0	0-2-2	3	2	1	0	2	9
Georgia	*	31	4-9	3-4	0-0	0-3-3	1	3	2	0	2	11
Texas A&M	*	23	2-7	1-4	0-0	0-1-1	3	0	1	0	1	5
Kentucky	*	24	1-4	1-3	2-2	0-1-1	1	3	0	0	0	5
S. Carolina	*	28	3-5	2-4	0-0	0-3-3	2	0	1	0	0	8
Miss. St.	*	26	1-3	0-1	4-4	1-4-5	4	3	2	0	3	6
Missouri	*	21	3-8	1-4	0-0	1-4-5	4	1	1	1	1	7
Alabama	*	22	3-6	1-2	0-0	1-2-3	4	0	1	1	2	7
Florida	*	32	4-8	2-4	2-2	3-2-5	2	2	1	0	3	12
LSU												
Ole Miss												
Vanderbilt												
Arkansas												
Kentucky												
Georgia												
Miss. St.												
Alabama												
Tennessee												

DOUGHTY'S CAREER STATISTICS

Year	GP-GS	Min-Avg	FG-FGA	Pct	3FG-A	Pct	FT-FTA	Pct	Off-Def-Tot--Avg	PF-FO	Ast	TO	Blk	Stl	Pts	Avg
2016-17*	35-15	809-23.1	103-252	.409	23-81	.284	85-111	.766	29-98-127--3.6	76-3	75	66	2	33	314	9.0
2018-19	22-22	534-24.3	64-134	.478	27-63	.429	27-28	.964	30-52-82--3.7	54-1	42	32	2	33	182	8.3
TOTAL	57-37	1343-23.6	167-386	.433	50-144	.347	112-139	.806	59-150-209--3.7	130-4	117	98	4	66	496	8.7

12

J'VON McCORMICK

6-0 • 175

Jr. • G

New Orleans, La.
(Lee College)



2017-18 (Sophomore at Lee): Averaged 18.5 points, 6.4 assists and 5.3 rebounds in 28 games for the Runnin' Rebels ... started all 28 games ... was the third-highest scorer in the Region XIV Athletic Conference ... had 180 assists - the third-most in the region ... also added 44 steals ... knocked down 127 free throws.

2016-17 (Freshman at Lee): Averaged 4.9 points, 2.1 assists and 2.0 rebounds in 31 games for the Runnin' Rebels ... started seven games ... totaled 62 rebounds, including 23 offensive ... racked up 64 assists and contributed 39 steals.

HIGH SCHOOL AND PERSONAL DATA: Known for quickness and ability to create off the bounce ... fast guard to push the tempo and guard opposing team's primary ball-handlers ... scored over 2,000 points for Mayde Creek High School (Texas) ... earned the 2016 19-6A Offensive MVP ... was a member of the all-conference team ... earned the newcomer of the year award as a freshman ... played for coach Darius Barnes Jr. and C.O.G Elite ... also played for coach Tim Schumacher and Houston Hoops ... son of Carol McCormick ... has two brothers, Brad and Troy ... enrolled in the Harbert College of Business.

MEASURABLES AND BAM TESTING RESULTS

Vertical Jump	34"
Approach Vertical	41.5"
3/4 Court Spring	3.091
Reaction Shuttle	3.033
Lane Agility Drill	11.252
185 lb Bench	6

CAREER HIGHS

Points	14 at NC State (12/19/18)
Rebounds	4 (2x) last at Texas A&M (1/16/19)
Field Goals	6 at NC State (12/19/18)
Field Goals Att.	7 at NC State (12/19/18)
3-Pt. Field Goals	2 vs. Arizona (11/21/18)
3-Pt. Field Goals Att.	2 (2x) last vs. Arizona (11/21/18)
Free Throws	2 (3x) last at Mississippi State (1/26/19)
Free Throws Att.	4 (2x) last at NC State (12/19/18)
Assists	4 (3x) last vs. Alabama (2/2/19)
Blocks	-
Steals	3 (4x) vs. North Florida (12/29/18)
Minutes	22 vs. Mississippi College (11/14/18)

2018-19 MCCORMICK GAME-BY-GAME

Opp.	Start	Min.	FG-A	3FG-A	FT-A	O-D-T	PF	A	TO	BLK	STL	PTS
S. Alabama	17	2-5	1-2	0-0	2-0-2	3	2	2	0	2	5	
Washington	8	1-4	0-1	0-0	0-1-1	2	2	0	0	0	2	
Miss. Col.	22	3-5	0-1	1-4	1-3-4	0	1	1	0	3	7	
Xavier	4	0-0	0-0	0-0	0-0-0	0	0	1	0	0	0	
Duke	3	0-0	0-0	0-0	1-0-1	1	2	0	0	0	0	
Arizona	15	2-2	2-2	0-0	0-0-0	2	1	3	0	1	6	
St. Peter's	10	0-0	0-0	0-0	0-0-0	1	1	0	0	0	0	
UNCA	-dnp-											
Dayton	11	1-1	0-0	0-0	0-0-0	0	1	0	0	0	2	
UAB	10	0-0	0-0	0-0	0-0-0	2	1	0	0	0	0	
NC State	17	6-7	0-0	2-4	2-0-2	2	3	1	0	3	14	
Murray St.	13	2-4	1-1	0-0	0-0-0	1	2	3	0	3	5	
North Fla.	16	1-3	0-0	1-2	0-1-1	0	4	1	0	3	3	
Ole Miss	6	0-1	0-0	0-0	0-1-1	0	0	1	0	0	0	
Georgia	13	1-1	0-0	0-0	0-0-0	1	1	0	0	0	2	
Texas A&M	14	3-6	0-1	0-0	2-2-4	0	4	0	1	0	6	
Kentucky	8	0-2	0-0	0-0	1-0-1	2	1	1	0	0	0	
S. Carolina	9	0-2	0-0	2-2	0-0-0	0	1	0	0	0	2	
Miss. St.	11	2-4	1-1	2-3	1-2-3	0	0	4	0	0	7	
Missouri	13	3-4	0-0	0-0	1-1-2	1	2	0	0	1	6	
Alabama	11	1-3	0-0	0-0	0-0-0	1	4	0	0	1	2	
Florida	13	1-1	0-0	2-3	0-0-0	0	2	1	0	1	4	
LSU												
Ole Miss												
Vanderbilt												
Arkansas												
Kentucky												
Georgia												
Miss. St.												
Alabama												
Tennessee												

MCCORMICK'S MISCELLANEOUS STATS

	2018-19	Career
Games with 10+ Pts	1	1
Games with 20+ Pts	0	0
Games 5+ 3s	0	0
Games with 5+ Reb	0	0
Games with 10+ Reb	0	0
Games with 5+ Ast	0	0
Games with 10+ Ast	0	0
Games with 5+ Blk	0	0
Games with 5+ Stl	0	0
Double-Doubles	0	0

MCCORMICK'S CAREER STATISTICS

Year	GP-GS	Min-Avg	FG-FGA	Pct	3FG-A	Pct	FT-FTA	Pct	Off-Def-Tot--Avg	PF-FO	Ast	TO	Blk	Stl	Pts	Avg
2018-19	21-0	244-11.6	29-55	.527	5-9	.556	10-18	.556	11-11-22--1.0	19-0	35	19	1	18	73	3.5
TOTAL	21-0	244-11.6	29-55	.527	5-9	.556	10-18	.556	11-11-22--1.0	19-0	35	19	1	18	73	3.5

20



MYLES PARKER

6-8 • 200

Fr. • F

Madison, Ala.

(Madison Academy)

HIGH SCHOOL AND PERSONAL DATA: Played high school ball at Madison Academy and Hargrave Military Academy ... was a three-time all-state player and was named the region's player of the year ... helped lead the Mustangs to the Class 4A semifinals after back-to-back 3A titles ... averaged 16.9 points, 6.8 rebounds, 2.5 assists and 1.1 steals during 2016-17 season ... selected for the Alabama-Mississippi All-Star Game ... played for Team Thadd and Team Carroll during AAU circuit ... chose Auburn over UNC Asheville, North Alabama, Presbyterian and Campbell ... son of Marlowe and Jennifer Parker ... has two siblings: Markayla and Makiyah Parker ... enrolled in the College of Liberal Arts.

CAREER HIGHS

Points	3 vs. Missouri (1/30/19)
Rebounds	1 at Texas A&M (1/16/19)
Field Goals	1 (3x) last vs. Missouri (1/30/19)
Field Goals Att.	2 (4x) last vs. Missouri (1/30/19)
3-Pt. Field Goals	-
3-Pt. Field Goals Att.	1 (4x) last vs. UNC Asheville (12/4/18)
Free Throws	1 (2x) last vs. Missouri (1/30/19)
Free Throws Att.	2 vs. South Alabama (11/6/18)
Assists	-
Blocks	-
Steals	1 vs. Saint Peter's (11/28/18)
Minutes	6 vs. UNC Asheville (12/4/18)

2018-19 PARKER GAME-BY-GAME

Opp.	Start	Min.	FG-A	3FG-A	FT-A	O-D-T	PF	A	TO	BLK	STL	PTS
S. Alabama		4	0-2	0-1	1-2	0-0-0	0	0	0	0	0	1
Washington		2	0-1	0-1	0-1	0-0-0	0	0	1	0	0	0
Miss. Col.		3	1-2	0-0	0-0	0-0-0	1	0	1	0	0	2
Xavier		-dnp-										
Duke		-dnp-										
Arizona		-dnp-										
St. Peter's		3	0-2	0-1	0-0	0-0-0	0	0	0	0	1	0
UNCA		6	0-1	0-1	0-0	0-0-0	2	0	1	0	0	0
Dayton		-dnp-										
UAB		-dnp-										
NC State		-dnp-										
Murray St.		-dnp-										
North Fla.		2	1-1	0-0	0-0	0-0-0	1	0	0	0	0	2
Ole Miss		-dnp-										
Georgia		-dnp-										
Texas A&M		1	0-0	0-0	0-0	0-1-1	0	0	0	0	0	0
Kentucky		-dnp-										
S. Carolina		1	0-0	0-0	0-0	0-0-0	0	0	0	0	0	0
Miss. St.		-dnp-										
Missouri		2	1-2	0-0	1-1	0-0-0	0	0	0	0	0	3
Alabama		1	0-0	0-0	0-0	0-0-0	0	0	0	0	0	0
Florida		1	0-0	0-0	0-0	0-0-0	0	0	0	0	0	0
LSU												
Ole Miss												
Vanderbilt												
Arkansas												
Kentucky												
Georgia												
Miss. St.												
Alabama												
Tennessee												


PARKER'S MISCELLANEOUS STATS

	2018-19	Career
Games with 10+ Pts	0	0
Games with 20+ Pts	0	0
Games 5+ 3s	0	0
Games with 5+ Reb	0	0
Games with 10+ Reb	0	0
Games with 5+ Ast	0	0
Games with 10+ Ast	0	0
Games with 5+ Blk	0	0
Games with 5+ Stl	0	0
Double-Doubles	0	0

PARKER'S CAREER STATISTICS

Year	GP-GS	Min-Avg	FG-FGA	Pct	3FG-A	Pct	FT-FTA	Pct	Off-Def-Tot--Avg	PF-FO	Ast	TO	Blk	Stl	Pts	Avg
2018-19	11-0	24-2.2	3-12	.250	0-4	.000	2-4	.500	0-1-1--0.1	5-0	0	3	0	1	8	0.7
TOTAL	11-0	24-2.2	3-12	.250	0-4	.000	2-4	.500	0-1-1--0.1	5-0	0	3	0	1	8	0.7

22



WILL MACOY

6-4 • 200

Jr. • G

Birmingham, Ala.
(Vestavia Hills HS)

2017-18 (Sophomore): Averaged 0.2 points and 0.3 rebounds per game in 1.7 minutes per game off the bench ... appeared in 10 games ... grabbed first rebound of the season vs. Indiana State ... scored first point of the campaign on a free throw against UConn ... played a season-high 4 minutes vs. Cornell ... made 4 appearances on the court during SEC play, including a span of 3 straight games vs. Georgia, Missouri and LSU ... buried a free throw and pulled down a rebound in 2 minutes against LSU ... made 2 postseason appearances, including 2 minutes in the NCAA Tournament vs. Clemson ... Academic Top Tiger.

HIGH SCHOOL AND PERSONAL DATA: Three-year letterman in basketball at Vestavia Hills High School under coach George Hatchett ... two-time All-Over the Mountain team ... team captain as a senior in 2015-16 ... 2015 Birmingham Fall League MVP, scoring a league record 50 points in the championship game en route to winning the title ... Birmingham Tip-Off Club player of the week in March 2016 ... two-time state champion in the javelin ... Wendy's Heisman School winner and state finalist in 2015 ... in the National Honor Society, Student Government Association and the Relay for Life committee ... full name is Will Macoy ... son of Coy and Adrienne Macoy ... his father ran cross country and track at Georgia Tech while his mother ran cross country and track at UAB ... older brother, Mac, is a junior at Florida in 2016-17 who runs cross country and track ... younger brother, Hollis, a sophomore on the Vestavia Hills basketball team ... studying in Ginn College of Engineering.

CAREER HIGHS

Points	8	vs. Coastal Carolina (12/15/16)
Rebounds	1 (4x)	last vs. Missouri (1/30/19)
Field Goals	3	vs. Coastal Carolina (12/15/16)
Field Goals Att.	5	vs. Coastal Carolina (12/15/16)
3-Pt. Field Goals	2	vs. Coastal Carolina (12/15/16)
3-Pt. Field Goals Att.	4	vs. Coastal Carolina (12/15/16)
Free Throws	2	vs. Saint Peter's (11/28/18)
Free Throws Att.	3	vs. Saint Peter's (11/28/18)
Assists	1	vs. Missouri (1/30/19)
Blocks	1 (2x)	last vs. North Florida (12/29/18)
Steals	1 (3x)	last vs. North Florida (12/29/18)
Minutes	5	vs. Coastal Carolina (12/15/16)

2018-19 MACOY GAME-BY-GAME

Opp.	Start	Min.	FG-A	3FG-A	FT-A	O-D-T	PF	A	TO	BLK	STL	PTS
S. Alabama		2	0-0	0-0	0-0	0-0-0	0	0	0	0	1	0
Washington		2	0-0	0-0	0-0	0-0-0	0	0	0	0	1	0
Miss. Col.		3	0-1	0-1	1-2	0-0-0	0	0	0	0	0	1
Xavier		-	dnp-									
Duke		-	dnp-									
Arizona		-	dnp-									
St. Peter's		4	0-2	0-1	2-3	0-0-0	0	0	0	0	0	2
UNCA		3	0-1	0-1	0-0	0-0-0	0	0	0	1	0	0
Dayton		-	dnp-									
UAB		-	dnp-									
NC State		-	dnp-									
Murray St.		-	dnp-									
North Fla.		2	1-1	0-0	0-0	0-0-0	1	0	0	1	1	2
Ole Miss		-	dnp-									
Georgia		-	dnp-									
Texas A&M		1	0-0	0-0	0-0	0-0-0	0	0	0	0	0	0
Kentucky		-	dnp-									
S. Carolina		-	dnp-									
Miss. St.		-	dnp-									
Missouri		4	0-0	0-0	0-0	0-1-1	0	1	0	0	0	0
Alabama		1	0-0	0-0	0-0	0-0-0	0	0	0	0	0	0
Florida		1	0-0	0-0	0-0	0-0-0	0	0	0	0	0	0
LSU		-										
Ole Miss		-										
Vanderbilt		-										
Arkansas		-										
Kentucky		-										
Georgia		-										
Miss. St.		-										
Alabama		-										
Tennessee		-										

MACOY'S MISCELLANEOUS STATS

	2016-17	2017-18	2018-19	Career
Games with 10+ Pts	0	0	0	0
Games with 20+ Pts	0	0	0	0
Games 5+ 3s	0	0	0	0
Games with 5+ Reb	0	0	0	0
Games with 10+ Reb	0	0	0	0
Games with 5+ Ast	0	0	0	0
Games with 10+ Ast	0	0	0	0
Games with 5+ Blk	0	0	0	0
Games with 5+ Stl	0	0	0	0
Double-Doubles	0	0	0	0

MACOY'S CAREER STATISTICS

Year	GP-GS	Min-Avg	FG-FGA	Pct	3FG-A	Pct	FT-FTA	Pct	Off-Def-Tot--Avg	PF-FO	Ast	TO	Blk	Stl	Pts	Avg
2016-17	4-0	7-1.8	3-6	.500	2-5	.400	0-0	.000	0-1-1--0.3	0-0	0	0	0	1	8	2.0
2017-18	10-0	17-1.7	0-5	.000	0-3	.000	2-4	.500	1-2-3--0.3	2-0	0	0	0	0	2	0.2
2018-19	10-0	21-2.1	1-5	.200	0-3	.000	3-5	.600	0-1-1--0.1	0-0	1	0	2	2	5	0.5
TOTAL	24-0	45-1.9	4-16	.250	2-11	.182	5-9	.556	1-4-5--0.2	2-0	1	0	2	3	15	0.6

24



ANFERNEE McLEMORE

6-7 • 220

Jr. • F

Warwick, Ga.

(Worth County HS)

2017-18 (Sophomore): Named to the SEC All-Defensive Team ... averaged 7.4 points, 5.3 rebounds, 2.7 blocks, 0.7 steals and 0.5 assists per game in 19.4 minutes per game ... led the SEC and ranked 12th in the country with 2.7 blocks per tilt ... totaled 73 blocks, which tied for 5th in single-season program history and was the most by a player since 2002-03 ... moved into top 10 in career swats in the Auburn record books ... produced the most blocks by any player in the country to play in less than 30 games ... despite not playing for the final month of the season, he finished third in the SEC in total rejections, just 5 behind the leader ... paced the Tigers to set a program record with 180 blocks, the most in a season all-time ... tied for team lead with 3 double-doubles ... had 9 games in double figures and 4 games of 10+ rebounds ... hit a 3-pointer in 12 games after making only 1 in his career prior to the season ... knocked in multiple 3s in 4 games ... shot over 44% from behind the arc in league contests ... team was 7-2 when he scored in double figures and 4-0 when he pulled down double-digit rebounds ... had 14 blocks in the first 4 games of the season and averaged 10 points and 5 rebounds in that span ... matched a career-best with 19 points to go along with 7 rebounds and 5 blocks while going 7-of-11 from the floor vs. Temple ... racked up a pair of double-doubles over a span of 3 games ... first double-double was 12 points and 13 rebounds at Dayton, while the second came against Gardner-Webb where he poured in 17 points and 11 rebounds ... also shot a career-best 4-for-4 from 3-point land vs. Gardner-Webb ... was inserted into starting lineup against George Mason and started the rest of his games played ... was a perfect 5-of-5 for 13 points and 9 rebounds vs. Ole Miss ... set top career mark with 6 blocks against Gardner-Webb and at Missouri ... tallied a double-double with 13 points and 11 rebounds vs. Kentucky ... suffered season-ending injury at South Carolina and missed the final 7 games ... Academic Top Tiger ... member of the prestigious Southeastern Conference Men's Basketball Leadership Council.

HIGH SCHOOL AND PERSONAL DATA: Rated as a four-star prospect by ESPN ... rated as a 3-star by 247Sports, Rivals and Scout ... averaged 15.6 points, 11.2 rebounds and 6.9 blocks per game for Worth County as a senior in 2015-16 under coach Connie Mays ... three-time selection to the Albany Herald's Super Six as a sophomore, junior and senior ... the Rams finished in a three-way tie for first in the Georgia High School Region 14A standings ... averaged 19 points, 11.8 rebounds and 6.4 blocks per game for Worth County as a junior in 2014-15, recording several triple-doubles ... two-time All-Area selection by the Albany Herald ... started for the Rams each of his four years in high school ... Georgia Class 4A Sophomore of the Year by Hoopseen ... had a 4.0 GPA in advanced classes and was accepted by the Massachusetts Institute of Technology ... scored a 1670 on his SAT ... had considered Yale, Brown, Oregon State, Stanford and Georgia Tech ... son of Cinderella Lewis and Feron McLemore ... studying in Harbert College of Business ... signed national letter of intent on Nov. 11, 2015.

McLEMORE'S MISCELLANEOUS STATS

	2016-17	2017-18	2018-19	Career
Games with 10+ Pts	4	9	6	19
Games with 20+ Pts	0	0	0	0
Games 5+ 3s	0	0	0	0
Games with 5+ Reb	16	14	11	42
Games with 10+ Reb	1	4	1	7
Games with 5+ Ast	0	0	0	0
Games with 10+ Ast	0	0	0	0
Games with 5+ Blk	0	6	0	6
Games with 5+ Stl	0	0	0	0
Double-Doubles	0	3	0	3

MEASURABLES AND BAM TESTING RESULTS

Wingspan	7'0"
Reach	8'8.5"
Hand	10"
Vertical Jump	34.5"
Approach Vertical	42"
3/4 Court Sprint	3.230
Reaction Shuttle	2.933
Lane Agility Drill	10.786
185 lb Bench	17

CAREER HIGHS

Points	19 (3x) last vs. Saint Peter's (11/28/18)
Rebounds	13 at Dayton (11/29/17)
Field Goals	8 (2x) last vs. Saint Peter's (11/28/18)
Field Goals Att.	13 vs. Saint Peter's (11/28/18)
3-Pt. Field Goals	4 vs. Gardner-Webb (12/6/17)
3-Pt. Field Goals Att.	7 vs. Missouri (1/30/19)
Free Throws	7 at LSU (2/21/17)
Free Throws Att.	8 (2x) last vs. North Florida (12/29/18)
Assists	2 (3x) last vs. Gardner-Webb (12/6/17)
Blocks	6 (2x) last at Missouri (1/24/18)
Steals	4 vs. North Florida (12/29/18)
Minutes	30 vs. Kentucky (2/14/18)


2018-19 McLEMORE GAME-BY-GAME

Opp.	Start	Min.	FG-A	3FG-A	FT-A	O-D-T	PF	A	TO	BLK	STL	PTS
S. Alabama	*	21	5-7	0-2	1-3	3-5-8	4	1	1	3	0	11
Washington	*	24	2-6	1-3	1-2	2-2-4	1	1	0	1	1	6
Miss. Col.	*	19	1-6	0-2	5-7	1-6-7	2	0	0	3	1	7
Xavier	*	21	2-5	1-4	1-1	3-1-4	5	0	0	2	1	6
Duke	*	21	2-9	0-2	0-0	5-7-12	1	0	0	1	0	4
Arizona	*	14	0-3	0-2	0-1	1-1-2	2	0	1	1	1	0
St. Peter's	*	18	8-13	3-5	0-0	2-3-5	3	0	1	2	3	19
UNCA	*	19	2-5	0-1	1-2	1-1-2	3	0	3	3	3	5
Dayton	*	18	3-6	0-3	0-0	0-1-1	2	0	1	2	1	6
UAB	*	24	2-3	1-2	0-0	1-4-5	0	0	1	1	0	5
NC State	*	13	0-1	0-1	0-1	0-0-0	1	0	1	0	0	0
Murray St.		11	2-2	1-1	0-0	1-0-1	3	0	1	1	1	5
North Fla.		22	3-7	0-2	5-8	4-4-8	3	0	2	2	4	11
Ole Miss		13	0-3	0-0	0-0	0-5-5	5	0	0	2	1	0
Georgia		26	7-10	0-2	1-2	2-7-9	3	1	2	2	0	15
Texas A&M		19	5-8	3-4	0-0	3-3-6	4	0	1	2	0	13
Kentucky	*	17	0-3	0-2	2-4	0-1-1	5	0	0	1	0	2
S. Carolina	*	18	3-4	0-1	0-0	1-5-6	5	0	2	2	1	6
Miss. St.	*	26	4-8	0-2	2-2	0-2-2	2	0	2	1	0	10
Missouri	*	21	3-8	2-7	0-1	1-4-5	4	1	0	0	0	8
Alabama	*	22	4-9	2-4	0-0	0-2-2	2	1	2	0	0	10
Florida	*	14	2-4	1-2	0-0	0-3-3	4	0	0	0	0	5
LSU												
Ole Miss												
Vanderbilt												
Arkansas												
Kentucky												
Georgia												
Miss. St.												
Alabama												
Tennessee												

McLEMORE'S CAREER STATISTICS

Year	GP-GS	Min-Avg	FG-FGA	Pct	3FG-A	Pct	FT-FTA	Pct	Off-Def-Tot--Avg	PF-FO	Ast	TO	Blk	Stl	Pts	Avg
2016-17	32-1	483-15.1	69-101	.683	1-1	1.000	35-58	.603	54-89-143--4.5	76-0	5	28	37	13	174	5.4
2017-18	27-21	525-19.4	74-139	.532	18-46	.391	35-48	.729	49-93-142--5.3	70-1	14	24	73	20	201	7.4
2018-19	22-17	421-19.1	60-130	.462	15-54	.278	19-34	.559	31-67-98--4.5	64-4	5	21	32	18	154	7.0
TOTAL	81-39	1429-17.6	203-370	.549	34-101	.337	89-140	.636	134-249-383--4.7	210-5	24	73	142	51	529	6.5

41



COLE BLACKSTOCK

6-9 • 220
Sr. • F
Killen, Ala.
(Brooks HS)

2017-18 (Junior): Averaged 0.3 points, 0.3 rebounds and 0.1 blocks per game in 1.5 minutes per game off the bench ... was a perfect 4-for-4 from the charity stripe ... first action of the season came in the season opener against Norfolk State where he pulled down a rebound in 2 minutes of action ... buried a pair of free throws in 3 minutes vs. Cornell ... logged 5 appearances in SEC play, including the final 3 games of the regular season ... knocked down 2 shots from the charity stripe and grabbed a rebound vs. LSU ... made 2 appearances in postseason play, including in the NCAA Tournament against Clemson.

HIGH SCHOOL AND PERSONAL DATA: Four-year letterman in basketball ... averaged 17 points, and 8 rebounds per game as a senior at Brooks High School under coach Brian Wright ... played four games as a junior before season-ending injury ... averaged 8 points and 4.5 rebounds per game as a sophomore ... full name is Cole Edward Blackstock ... son of Eric Blackstock and Kristi Blackstock ... has two sisters, Jessi and Erica ... studying in Ginn College of Engineering.

CAREER HIGHS

Points	3 vs. Vanderbilt (2/13/16)
Rebounds	2 vs. Coastal Carolina (12/15/16)
Field Goals	1 vs. Vanderbilt (2/13/16)
Field Goals Att.	1 (3x) last vs. Saint Peter's (11/28/18)
3-Pt. Field Goals	-
3-Pt. Field Goals Att.	-
Free Throws	2 (4x) last vs. North Florida (12/29/18)
Free Throws Att.	2 (4x) last vs. North Florida (12/29/18)
Assists	1 vs. Missouri (1/30/19)
Steals	-
Blocks	1 (3x) last vs. North Florida (12/29/18)
Minutes	5 vs. Mississippi College (11/14/18)

2018-19 BLACKSTOCK GAME-BY-GAME

Opp.	Start	Min.	FG-A	3FG-A	FT-A	O-D-T	PF	A	TO	BLK	STL	PTS
S. Alabama		2	0-0	0-0	0-0	0-0-0	1	0	0	0	0	0
Washington		2	0-0	0-0	0-0	0-0-0	1	0	0	0	0	0
Miss. Col.		5	0-1	0-0	0-0	0-2-2	2	0	0	1	0	0
Xavier		-dnp-										
Duke		-dnp-										
Arizona		-dnp-										
St. Peter's		4	0-1	0-0	1-2	1-1-2	0	0	0	0	0	1
UNCA		2	0-0	0-0	0-0	0-0-0	0	0	0	0	0	0
Dayton		-dnp-										
UAB		-dnp-										
NC State		-dnp-										
Murray St.		-dnp-										
North Fla.		3	0-0	0-0	2-2	0-0-0	0	0	0	1	0	2
Ole Miss		-dnp-										
Georgia		-dnp-										
Texas A&M		-dnp-										
Kentucky		-dnp-										
S. Carolina		-dnp-										
Miss. St.		-dnp-										
Missouri		1	0-0	0-0	1-2	1-0-1	1	1	0	0	0	1
Alabama		1	0-0	0-0	0-0	0-0-0	0	0	0	0	0	0
Florida		1	0-0	0-0	0-0	0-0-0	0	0	0	0	0	0
LSU												
Ole Miss												
Vanderbilt												
Arkansas												
Kentucky												
Georgia												
Miss. St.												
Alabama												
Tennessee												

BLACKSTOCK'S MISCELLANEOUS STATS

	2015-16	2016-17	2017-18	2018-19	Career
Games with 10+ Pts	0	0	0	0	0
Games with 20+ Pts	0	0	0	0	0
Games 5+ 3s	0	0	0	0	0
Games with 5+ Reb	0	0	0	0	0
Games with 10+ Reb	0	0	0	0	0
Games with 5+ Ast	0	0	0	0	0
Games with 10+ Ast	0	0	0	0	0
Games with 5+ Blk	0	0	0	0	0
Games with 5+ Stl	0	0	0	0	0
Double-Doubles	0	0	0	0	0

BLACKSTOCK'S CAREER STATISTICS

Year	GP-GS	Min-Avg	FG-FGA	Pct	3FG-A	Pct	FT-FTA	Pct	Off-Def-Tot--Avg	PF-FO	Ast	TO	Blk	Stl	Pts	Avg
2015-16	5-0	9-1.8	1-1	1.000	0-0	.000	3-3	1.000	0-0-0--0.0	2-0	0	0	0	0	5	1.0
2016-17	3-0	4-1.3	0-0	.000	0-0	.000	0-0	.000	0-2-2--0.7	2-0	0	0	0	0	0	0.0
2017-18	13-0	19-1.5	0-0	.000	0-0	.000	4-4	1.000	0-4-4--0.3	5-0	0	0	1	0	4	0.3
2018-19	9-0	19-2.1	0-2	.000	0-0	.000	4-6	.667	2-3-5--0.6	5-0	1	0	2	0	4	0.4
TOTAL	30-0	51-1.7	1-3	.333	0-0	.000	11-13	.846	2-9-11--0.4	14-0	1	0	3	0	13	0.4

50


AUSTIN WILEY

6-11 • 260

Jr. • C

Hoover, Ala.

(Calusa Prep)



2017-18 (Sophomore): Tapped to the Kareem Abdul-Jabbar Watch List ... did not see any game action ... declared for the NBA Draft without the intention of hiring an agent on April 10.

2017 USA U19 WORLD CUP TEAM: Selected and named the team captain for the 12-member USA Basketball U19 World Cup Team to play in the FIBA World Cup in Cairo, Egypt, July 1-9, 2017 ... only American and one of seven players to average a double-double in the tournament with 10.3 points and 10.9 rebounds in only 19.9 minutes per game as the United States won the bronze medal, finishing 6-1 ... shot 50 percent from the field ... started all seven games ... his 40-minute per game average would be 20.5 points and 21.7 rebounds ... had three double-doubles and a rebound shy of four double-doubles in seven games ... 19 points and 10 rebounds to lead USA to an 81-59 victory over Germany in the quarterfinals ... 16 points and a game-high 16 rebounds in a 109-68 victory over Angola ... 13 points and a game-high 17 rebounds in 29:41 in a 99-87 upset loss to Canada in the semifinals ... 9 points and a game-high 14 rebounds in 21:37 vs. Italy to finish Group D play 3-0 ... 8 points and 8 rebounds and a block in 20 minutes in the 96-72 bronze medal win over Spain ... scored 15 points in the USA's 89-66 victory over Lithuania in a friendly on June 28, a day after making the 6,900-mile trip from Colorado Springs, Colo., to Washington, D.C. to Germany to Cairo.

HIGH SCHOOL AND PERSONAL DATA: Ranked 13th nationally by Scout, 16th by Rivals and 17th by 247Sports ... played on Team USA's gold medal winner at the FIBA Men's U17 World Championship in Zaragoza, Spain in summer of 2016 ... consensus five-star selection ... three-time all-state selection at Spain Park High School in Hoover, Ala. ... averaged 22 points and 12 rebounds as a junior in 2014-15 leading Spain Park to a 24-6 record and the Class 7A state finals under coach Donnie Quinn ... was named the Alabama Sports Writers Association Class 7A Player of the Year as a junior, averaging 27.1 points, 12.1 rebounds and 2.9 blocks ... selected to the ASWA Class 7A All-State first-team and to the AL.com Class 7A Super All-State first-team ... MVP of the Alabama North-South game in August 2016 ... averaged 19 points and 12 rebounds as a sophomore at Spain Park where he was named AL.com Birmingham Player of the Year Award ... selected to the ASWA Class 7A All-State first-team and AL.com Class 7A Super All-State first-team ... averaged 15 points and 10 rebounds as a freshman ... named an honorable mention ASWA Class 6A All-State selection as a freshman ... full name is Austin Jermaine Wiley ... son of former Auburn players, All-American & 1992 USA Olympian Vickie Orr and Aubrey Wiley, who led the SEC in rebounding in 1993-94 ... Vickie helped lead Auburn to two-straight NCAA Championship games in 1988 and 1989 and was inducted into the Alabama Sports Hall of Fame in 2013 ... studying in the College of Education ... signed national letter of intent on Nov. 9, 2016.

WILEY'S MISCELLANEOUS STATS

	2016-17	2017-18	2018-19	Career
Games with 10+ Pts	8	0	8	16
Games with 20+ Pts	1	0	0	1
Games 5+ 3s	0	0	0	0
Games with 5+ Reb	10	0	9	19
Games with 10+ Reb	1	0	2	3
Games with 5+ Ast	0	0	0	0
Games with 10+ Ast	0	0	0	0
Games with 5+ Blk	0	0	2	2
Games with 5+ Stl	0	0	0	0
Double-Doubles	1	0	1	2

MEASURABLES AND BAM TESTING RESULTS

Wingspan	7'5"
Reach	9'4"
Hand	11"
Vertical Jump	27.5"
Approach Vertical	32.5"
3/4 Court Sprint	3.337
Reaction Shuttle	3.036
Lane Agility Drill	12.663
185 lb Bench	16

CAREER HIGHS

Points	25 at TCU (1/28/17)
Rebounds	12 at Texas A&M (1/16/19)
Field Goals	11 at TCU (1/28/17)
Field Goals Att.	13 (2x) last vs. Saint Peter's (11/28/18)
3-Pt. Field Goals	-
3-Pt. Field Goals Att.	1 (2x) last vs. Murray State (12/22/18)
Free Throws	11 vs. Alabama (1/21/17)
Free Throws Att.	18 vs. Alabama (1/21/17)
Assists	1 (6x) last vs. Washington (11/9/18)
Steals	1 (8x) last at NC State (12/19/18)
Blocks	5 (2x) last vs. Dayton (12/8/18)
Minutes	26 (2x) last vs. Murray State (12/22/18)

2018-19 WILEY GAME-BY-GAME

Opp.	Start	Min.	FG-A	3FG-A	FT-A	O-D-T	PF	A	TO	BLK	STL	PTS
S. Alabama	-	dnp-										
Washington	13	2-4	0-0	1-2	0-1-1	3	1	2	0	0	5	
Miss. Col.	16	5-7	0-0	8-10	4-3-7	1	0	1	1	0	16	
Xavier	19	4-6	0-0	3-6	0-0-0	5	0	1	3	0	11	
Duke	19	7-11	0-0	3-7	4-5-9	3	0	1	0	1	17	
Arizona	13	2-2	0-0	1-2	0-2-2	3	0	1	1	0	5	
St. Peter's	18	7-13	0-1	2-4	4-5-9	3	0	1	3	1	16	
UNCA	18	5-7	0-0	4-5	1-3-4	1	0	2	5	0	14	
Dayton	20	4-7	0-0	0-2	3-4-7	2	0	4	5	0	8	
UAB	16	2-5	0-0	2-3	0-7-7	0	0	0	3	0	6	
NC State	20	5-6	0-0	3-4	1-5-6	2	0	4	2	1	13	
Murray St.	* 26	7-9	0-1	3-5	5-5-10	3	0	0	0	0	17	
North Fla.	* 13	6-11	0-0	1-2	4-3-7	3	0	1	2	1	13	
Ole Miss	* 22	0-5	0-1	6-8	3-4-7	4	0	1	2	0	6	
Georgia	* 14	3-6	0-0	3-5	3-1-4	3	0	3	0	0	9	
Texas A&M	* 14	2-6	0-0	0-0	3-9-12	4	0	1	1	0	4	
Kentucky	-	dnp-										
S. Carolina	-	dnp-										
Miss. St.	-	dnp-										
Missouri	-	dnp-										
Alabama	-	dnp-										
Florida	5	1-1	0-0	0-2	0-2-2	0	0	1	0	0	2	
LSU												
Ole Miss												
Vanderbilt												
Arkansas												
Kentucky												
Georgia												
Miss. St.												
Alabama												
Tennessee												

WILEY'S CAREER STATISTICS

Year	GP-GS	Min-Avg	FG-FGA	Pct	3FG-A	Pct	FT-FTA	Pct	Off-Def-Tot--Avg	PF-FO	Ast	TO	Blk	Stl	Pts	Avg
2016-17	23-22	415-18.0	73-125	.584	0-0	.000	56-114	.491	52-56-108--4.7	59-1	5	41	31	5	202	8.8
2018-19	16-5	266-16.6	62-106	.585	0-3	.000	40-67	.597	35-59-94--5.9	40-1	1	24	28	4	164	10.3
TOTAL	39-27	681-17.5	135-231	.584	0-3	.000	96-181	.530	87-115-202--5.2	99-2	6	65	59	9	366	9.4

LAST TIME VS. LSU



Official Basketball Box Score -- Game Totals -- Final Statistics
 LSU vs Auburn
 01/27/18 5:00 pm at Auburn, Ala. (Auburn Arena)



LSU 70 • 12-8, 3-5

#	Player		Total		3-Ptr		Rebounds			PF	TP	A	TO	Blk	Stl	Min
			FG-FGA	FG-FGA	FT-FTA	Off	Def	Tot								
01	REATH, Duop	f	7-12	0-2	4-4	1	2	3	0	18	1	4	0	1	27	
21	EPPS, Aaron	f	1-4	1-3	0-0	1	2	3	2	3	1	0	1	1	16	
03	WATERS, Tremont	g	1-7	0-4	2-2	1	1	2	2	4	0	6	0	0	18	
04	MAYS, Skylar	g	4-9	0-3	2-4	0	4	4	0	10	5	1	0	2	33	
14	ONWUASOR, Randy	g	4-6	2-2	4-4	3	0	3	2	14	2	0	0	3	28	
00	SAMPSON, Brandon		3-6	0-1	0-0	0	0	0	0	6	0	0	0	1	19	
02	RACHAL, Brandon		0-0	0-0	0-0	0	1	1	1	0	1	2	0	0	11	
05	EDWARDS, Daryl		3-6	0-2	2-2	0	0	0	4	8	1	2	0	2	22	
10	ALEXANDER, Galen		0-1	0-0	2-2	0	0	0	0	2	0	0	0	0	3	
12	GRAVES, Marshall		1-2	1-1	0-0	1	2	3	0	3	0	0	0	0	3	
15	VIAL, Reed		0-0	0-0	0-0	0	1	1	1	0	0	0	0	0	3	
35	KIIR, Mayan		0-3	0-0	0-1	1	0	1	1	0	1	1	0	0	6	
44	SIMS, Wayde		1-2	0-0	0-0	1	0	1	2	2	0	0	0	1	11	
Team						1	1	2								
Totals			25-58	4-18	16-19	10	14	24	15	70	12	16	1	11	200	
FG % 1st Half:			13-26	50.0%	2nd half:	12-32	37.5%	Game:	25-58	43.1%	Deadball					
3FG % 1st Half:			1-6	16.7%	2nd half:	3-12	25.0%	Game:	4-18	22.2%	Rebounds					
FT % 1st Half:			5-6	83.3%	2nd half:	11-13	84.6%	Game:	16-19	84.2%	2,1					

Auburn 95 • 19-2, 7-1

#	Player		Total		3-Ptr		Rebounds			PF	TP	A	TO	Blk	Stl	Min
			FG-FGA	FG-FGA	FT-FTA	Off	Def	Tot								
13	MURRAY, Desean	f	7-9	0-1	4-4	6	2	8	0	18	5	3	0	2	20	
24	MCLEMORE, Anfernee	f	1-6	1-3	0-0	1	3	4	4	3	0	1	2	0	18	
01	HARPER, Jared	g	3-6	1-4	4-5	0	1	1	1	11	8	4	0	0	28	
02	BROWN, Bryce	g	5-13	5-11	0-0	1	1	2	1	15	3	2	0	2	27	
05	HERON, Mustapha	g	8-10	4-6	1-2	3	6	9	4	21	2	4	0	2	27	
00	SPENCER, Horace		0-0	0-0	3-4	0	2	2	4	3	0	1	1	0	11	
04	OKEKE, Chuma		6-7	2-3	0-0	1	2	3	1	14	0	1	1	0	19	
10	MITCHELL, Davion		0-2	0-1	0-0	0	2	2	2	0	2	0	0	1	21	
12	WILLIAMS, Devontae		0-0	0-0	0-0	0	0	0	0	0	0	0	0	0	1	
14	DUNBAR, Malik		3-7	1-2	0-0	1	1	2	1	7	1	0	0	0	17	
21	KEIM, Patrick		0-0	0-0	0-0	0	0	0	1	0	0	1	0	0	3	
22	MACOY, Will		0-1	0-1	1-2	0	1	1	0	1	0	0	0	0	2	
25	EASTERLING, Brett		0-0	0-0	0-0	0	0	0	1	0	0	0	0	0	2	
41	BLACKSTOCK, Cole		0-0	0-0	2-2	0	1	1	0	2	0	0	0	0	2	
54	COLLIER, Thomas		0-0	0-0	0-0	0	0	0	0	0	0	0	0	0	2	
Team						1	2	3								
Totals			33-61	14-32	15-19	14	24	38	20	95	21	17	4	7	200	
FG % 1st Half:			19-36	52.8%	2nd half:	14-25	56.0%	Game:	33-61	54.1%	Deadball					
3FG % 1st Half:			11-23	47.8%	2nd half:	3-9	33.3%	Game:	14-32	43.8%	Rebounds					
FT % 1st Half:			2-2	100.0%	2nd half:	13-17	76.5%	Game:	15-19	78.9%	3					

Officials: Mike Nance, Patrick Evans, John Hampton

Technical fouls: LSU-None. Auburn-None.

Attendance: 9121

Score by periods	1st	2nd	Total
LSU	32	38	70
Auburn	51	44	95

SEASON STATS



Auburn Basketball
 Auburn Combined Team Statistics (as of Feb 05, 2019)
 All games



Overall record: 16-6 Conf: 5-4 Home: 12-1 Away: 2-4 Neutral: 2-1

#	Player	gp-gs	min	avg	Total		3-Point		F-Throw		Rebounds				pf	dq	a	to	blk	stl	pts	avg
					fg-fga	fg%	3fg-fga	3fg%	ft-fga	ft%	off	def	tot	avg								
02	BROWN, Bryce	22-22	692	31.5	120-268	.448	78-190	.411	55-66	.833	11	38	49	2.2	35	0	45	45	2	23	373	17.0
01	HARPER, Jared	22-22	731	33.2	104-258	.403	56-145	.386	70-86	.814	9	49	58	2.6	33	0	138	50	0	20	334	15.2
05	OKEKE, Chuma	22-22	638	29.0	89-182	.489	26-77	.338	28-42	.667	62	78	140	6.4	44	1	48	36	26	38	232	10.5
50	WILEY, Austin	16-5	266	16.6	62-106	.585	0-3	.000	40-67	.597	35	59	94	5.9	40	1	1	24	28	4	164	10.3
10	DOUGHTY, Samir	22-22	534	24.3	64-134	.478	27-63	.429	27-28	.964	30	52	82	3.7	54	1	42	32	2	33	182	8.3
04	DUNBAR, Malik	22-0	382	17.4	62-128	.484	27-70	.386	19-29	.655	17	59	76	3.5	44	1	13	20	8	24	170	7.7
24	MCLEMORE, Anfernee	22-17	421	19.1	60-130	.462	15-54	.278	19-34	.559	31	67	98	4.5	64	4	5	21	32	18	154	7.0
00	SPENCER, Horace	22-0	332	15.1	40-90	.444	2-15	.133	20-39	.513	53	56	109	5.0	60	4	12	24	16	16	102	4.6
12	MCCORMICK, J'Von	21-0	244	11.6	29-55	.527	5-9	.556	10-18	.556	11	11	22	1.0	19	0	35	19	1	18	73	3.5
03	PURIFOY, Danjel	10-0	98	9.8	11-28	.393	6-14	.429	5-7	.714	7	9	16	1.6	10	0	8	5	0	6	33	3.3
20	PARKER, Myles	11-0	24	2.2	3-12	.250	0-4	.000	2-4	.500	0	1	1	0.1	5	0	0	3	0	1	8	0.7
14	COOK, Preston	7-0	9	1.3	2-4	.500	0-1	.000	0-0	.000	2	1	3	0.4	1	0	1	0	0	1	4	0.6
22	MACOY, Will	10-0	21	2.1	1-5	.200	0-3	.000	3-5	.600	0	1	1	0.1	0	0	1	0	2	2	5	0.5
41	BLACKSTOCK, Cole	9-0	19	2.1	0-2	.000	0-0	.000	4-6	.667	2	3	5	0.6	5	0	1	0	2	0	4	0.4
33	MAASDORP, Chase	9-0	17	1.9	1-6	.167	1-2	.500	1-4	.250	1	0	1	0.1	3	0	0	2	0	1	4	0.4
21	WILLIAMS, Devontae	7-0	10	1.4	1-2	.500	1-2	.500	0-0	.000	0	0	0	0.0	1	0	0	1	0	0	3	0.4
54	COLLIER, Thomas	8-0	11	1.4	0-2	.000	0-0	.000	0-0	.000	1	0	1	0.1	1	0	0	1	0	0	0	0.0
Team											34	33	67		3		4					
Total.....		22	4449		649-1412	.460	244-652	.374	303-435	.697	306	517	823	37.4	422	12	350	287	119	205	1845	83.9
Opponents.....		22	4448		504-1177	.428	177-507	.349	316-449	.704	228	518	746	33.9	409	-	262	414	81	132	1501	68.2

TEAM STATISTICS	AU	OPP	Date	Opponent	Score	Att.
SCORING	1845	1501	11/06/18	SOUTH ALABAMA	w 101-58	7754
Points per game	83.9	68.2	11/09/18	WASHINGTON	w 88-66	9121
Scoring margin	+15.6	-	11/14/18	MISSISSIPPI COLLEGE	w 103-52	6959
FIELD GOALS-ATT	649-1412	504-1177	11/19/18	vs Xavier	Wot 88-79	2400
Field goal pct	.460	.428	11/20/18	vs Duke	L 72-78	2400
3 POINT FG-ATT	244-652	177-507	11/21/18	vs Arizona	w 73-57	2400
3-point FG pct	.374	.349	11/28/18	SAINT PETER'S	w 99-49	7162
3-pt FG made per game	11.1	8.0	12/04/18	UNC ASHEVILLE	w 67-41	7121
FREE THROWS-ATT	303-435	316-449	12/08/18	DAYTON	w 82-72	8365
Free throw pct	.697	.704	12/15/18	at UAB	Wot 75-71	15856
F-Throws made per game	13.8	14.4	12/19/18	at NC State	L 71-78	17793
REBOUNDS	823	746	12/22/18	MURRAY STATE	w 93-88	8356
Rebounds per game	37.4	33.9	12/29/18	NORTH FLORIDA	w 95-49	8450
Rebounding margin	+3.5	-	* 01/09/19	at Ole Miss	L 67-82	8241
ASSISTS	350	262	* 01/12/19	GEORGIA	w 93-78	9121
Assists per game	15.9	11.9	* 01/16/19	at Texas A&M	w 85-66	8730
TURNOVERS	287	414	* 01/19/19	KENTUCKY	L 80-82	9121
Turnovers per game	13.0	18.8	* 01/22/19	at South Carolina	L 77-80	13857
Turnover margin	+5.8	-	* 01/26/19	at Mississippi State	L 84-92	10063
Assist/turnover ratio	1.2	0.6	* 01/30/19	MISSOURI	w 92-58	7213
STEALS	205	132	* 02/02/19	ALABAMA	w 84-63	9121
Steals per game	9.3	6.0	* 02/05/19	FLORIDA	w 76-62	7714
BLOCKS	119	81				
Blocks per game	5.4	3.7				
ATTENDANCE	105578	81740				
Home games-Avg/Game	13-8121	6-12423				
Neutral site-Avg/Game	-	3-2400				

* - Conference game

Score by Periods	1st	2nd	OT	Totals
Auburn	868	954	23	1845
Opponents	696	795	10	1501

SEC STATS



Auburn Basketball
 Auburn Combined Team Statistics (as of Feb 05, 2019)
 Conference games only



Overall record: 5-4 Conf: 5-4 Home: 4-1 Away: 1-3 Neutral: 0-0

#	Player	gp-gs	min	avg	Total		3-Point		F-Throw		Rebounds				pf	dq	a	to	blk	stl	pts	avg
					fg-fga	fg%	3fg-fga	3fg%	ft-fa	ft%	off	def	tot	avg								
02	BROWN, Bryce	9-9	289	32.1	56-115	.487	37-76	.487	25-27	.926	4	14	18	2.0	12	0	14	21	0	9	174	19.3
01	HARPER, Jared	9-9	300	33.3	44-104	.423	21-60	.350	31-41	.756	4	12	16	1.8	16	0	49	21	0	8	140	15.6
05	OKEKE, Chuma	9-9	268	29.8	35-79	.443	10-31	.323	13-20	.650	25	32	57	6.3	14	0	17	12	8	12	93	10.3
10	DOUGHTY, Samir	9-9	234	26.0	24-56	.429	14-32	.438	8-8	1.000	6	22	28	3.1	24	0	14	10	2	14	70	7.8
24	MCLEMORE, Anfernee	9-6	176	19.6	28-57	.491	8-24	.333	5-9	.556	7	32	39	4.3	34	3	3	9	10	2	69	7.7
04	DUNBAR, Malik	9-0	146	16.2	20-38	.526	9-20	.450	10-15	.667	6	21	27	3.0	23	0	3	8	4	10	59	6.6
50	WILEY, Austin	4-3	55	13.8	6-18	.333	0-1	.000	9-15	.600	9	16	25	6.3	11	0	0	6	3	0	21	5.3
00	SPENCER, Horace	9-0	149	16.6	18-40	.450	1-4	.250	10-18	.556	19	29	48	5.3	34	4	6	13	10	8	47	5.2
03	PURIFOY, Danjel	6-0	71	11.8	9-21	.429	6-11	.545	5-6	.833	5	7	12	2.0	9	0	7	3	0	4	29	4.8
12	MCCORMICK, J'Von	9-0	98	10.9	11-24	.458	1-2	.500	6-8	.750	5	6	11	1.2	5	0	15	7	1	3	29	3.2
21	WILLIAMS, Devontae	2-0	1	0.5	1-1	1.000	1-1	1.000	0-0	.000	0	0	0	0.0	0	0	0	0	0	0	3	1.5
20	PARKER, Myles	5-0	4	0.8	1-2	.500	0-0	.000	1-1	1.000	0	1	1	0.2	0	0	0	0	0	0	3	0.6
41	BLACKSTOCK, Cole	3-0	1	0.3	0-0	.000	0-0	.000	1-2	.500	1	0	1	0.3	1	0	1	0	0	0	1	0.3
33	MAASDORP, Chase	3-0	1	0.3	0-1	.000	0-0	.000	0-0	.000	0	0	0	0.0	1	0	0	0	0	0	0	0.0
14	COOK, Preston	1-0	1	1.0	0-0	.000	0-0	.000	0-0	.000	0	0	0	0.0	0	0	0	0	0	0	0	0.0
22	MACOY, Will	4-0	5	1.3	0-0	.000	0-0	.000	0-0	.000	0	1	1	0.3	0	0	1	0	0	0	0	0.0
54	COLLIER, Thomas	2-0	1	0.5	0-0	.000	0-0	.000	0-0	.000	0	0	0	0.0	0	0	0	0	0	0	0	0.0
Team											15	15	30		2		2					
Total.....		9	1800		253-556	.455	108-262	.412	124-170	.729	106	208	314	34.9	186	7	130	112	38	70	738	82.0
Opponents.....		9	1800		218-481	.453	69-198	.348	158-221	.715	89	219	308	34.2	169	-	115	143	38	58	663	73.7

TEAM STATISTICS	AU	OPP
SCORING	738	663
Points per game	82.0	73.7
Scoring margin	+8.3	-
FIELD GOALS-ATT	253-556	218-481
Field goal pct	.455	.453
3 POINT FG-ATT	108-262	69-198
3-point FG pct	.412	.348
3-pt FG made per game	12.0	7.7
FREE THROWS-ATT	124-170	158-221
Free throw pct	.729	.715
F-Throws made per game	13.8	17.6
REBOUNDS	314	308
Rebounds per game	34.9	34.2
Rebounding margin	+0.7	-
ASSISTS	130	115
Assists per game	14.4	12.8
TURNOVERS	112	143
Turnovers per game	12.4	15.9
Turnover margin	+3.4	-
Assist/turnover ratio	1.2	0.8
STEALS	70	58
Steals per game	7.8	6.4
BLOCKS	38	38
Blocks per game	4.2	4.2
ATTENDANCE	42290	40891
Home games-Avg/Game	5-8458	4-10223
Neutral site-Avg/Game	-	0-0

Date	Opponent	Score	Att.
* 01/09/19	at Ole Miss	L 67-82	8241
* 01/12/19	GEORGIA	W 93-78	9121
* 01/16/19	at Texas A&M	W 85-66	8730
* 01/19/19	KENTUCKY	L 80-82	9121
* 01/22/19	at South Carolina	L 77-80	13857
* 01/26/19	at Mississippi State	L 84-92	10063
* 01/30/19	MISSOURI	W 92-58	7213
* 02/02/19	ALABAMA	W 84-63	9121
* 02/05/19	FLORIDA	W 76-62	7714

* - Conference game

Score by Periods	1st	2nd	Totals
Auburn	353	385	738
Opponents	320	343	663

LAST 5 GAMES



Auburn Basketball
 Auburn Combined Team Statistics (as of Feb 05, 2019)
 Last 5 Games



Overall record: 3-2 Conf: 3-2 Home: 3-0 Away: 0-2 Neutral: 0-0

#	Player	gp-gs	min	avg	Total		3-Point		F-Throw		Rebounds				pf	dq	a	to	blk	stl	pts	avg
					fg-fga	fg%	3fg-fga	3fg%	ft-fta	ft%	off	def	tot	avg								
02	BROWN, Bryce	5-5	164	32.8	27-55	.491	16-35	.457	16-18	.889	3	10	13	2.6	7	0	5	11	0	5	86	17.2
01	HARPER, Jared	5-5	160	32.0	24-51	.471	9-27	.333	18-23	.783	2	7	9	1.8	9	0	25	12	0	2	75	15.0
05	OKEKE, Chuma	5-5	148	29.6	22-46	.478	8-18	.444	11-15	.733	15	21	36	7.2	3	0	9	5	5	9	63	12.6
10	DOUGHTY, Samir	5-5	129	25.8	14-30	.467	6-15	.400	6-6	1.000	6	15	21	4.2	16	0	6	6	2	9	40	8.0
24	MCLEMORE, Anfernee	5-5	101	20.2	16-33	.485	5-16	.313	2-3	.667	2	16	18	3.6	17	1	2	6	3	1	39	7.8
00	SPENCER, Horace	5-0	82	16.4	10-20	.500	1-3	.333	8-15	.533	6	14	20	4.0	20	2	3	7	7	5	29	5.8
03	PURIFOY, Danjel	5-0	63	12.6	8-17	.471	5-8	.625	5-6	.833	5	7	12	2.4	7	0	7	3	0	4	26	5.2
04	DUNBAR, Malik	5-0	79	15.8	8-18	.444	4-10	.400	5-7	.714	1	10	11	2.2	12	0	2	6	0	2	25	5.0
12	MCCORMICK, J'Von	5-0	57	11.4	7-14	.500	1-1	1.000	6-8	.750	2	3	5	1.0	2	0	9	5	0	3	21	4.2
50	WILEY, Austin	1-0	5	5.0	1-1	1.000	0-0	.000	0-2	.000	0	2	2	2.0	0	0	0	1	0	0	2	2.0
21	WILLIAMS, Devontae	2-0	1	0.5	1-1	1.000	1-1	1.000	0-0	.000	0	0	0	0.0	0	0	0	0	0	0	3	1.5
20	PARKER, Myles	4-0	3	0.8	1-2	.500	0-0	.000	1-1	1.000	0	0	0	0.0	0	0	0	0	0	0	3	0.8
41	BLACKSTOCK, Cole	3-0	1	0.3	0-0	.000	0-0	.000	1-2	.500	1	0	1	0.3	1	0	1	0	0	0	1	0.3
54	COLLIER, Thomas	2-0	1	0.5	0-0	.000	0-0	.000	0-0	.000	0	0	0	0.0	0	0	0	0	0	0	0	0.0
22	MACOY, Will	3-0	4	1.3	0-0	.000	0-0	.000	0-0	.000	0	1	1	0.3	0	0	1	0	0	0	0	0.0
14	COOK, Preston	1-0	1	1.0	0-0	.000	0-0	.000	0-0	.000	0	0	0	0.0	0	0	0	0	0	0	0	0.0
33	MAASDORP, Chase	3-0	1	0.3	0-1	.000	0-0	.000	0-0	.000	0	0	0	0.0	1	0	0	0	0	0	0	0.0
Team											3	10	13		1			1				
Total.....		5	1000		139-289	.481	56-134	.418	79-106	.745	46	116	162	32.4	96	3	70	63	17	40	413	82.6
Opponents.....		5	1000		123-272	.452	38-111	.342	71-101	.703	48	116	164	32.8	100	-	64	82	21	27	355	71.0

TEAM STATISTICS

	AU	OPP
SCORING	413	355
Points per game	82.6	71.0
Scoring margin	+11.6	-
FIELD GOALS-ATT	139-289	123-272
Field goal pct	.481	.452
3 POINT FG-ATT	56-134	38-111
3-point FG pct	.418	.342
3-pt FG made per game	11.2	7.6
FREE THROWS-ATT	79-106	71-101
Free throw pct	.745	.703
F-Throws made per game	15.8	14.2
REBOUNDS	162	164
Rebounds per game	32.4	32.8
Rebounding margin	-0.4	-
ASSISTS	70	64
Assists per game	14.0	12.8
TURNOVERS	63	82
Turnovers per game	12.6	16.4
Turnover margin	+3.8	-
Assist/turnover ratio	1.1	0.8
STEALS	40	27
Steals per game	8.0	5.4
BLOCKS	17	21
Blocks per game	3.4	4.2
ATTENDANCE	24048	23920
Home games-Avg/Game	3-8016	2-11960
Neutral site-Avg/Game	-	0-0

Date	Opponent	Score	Att.
* 01/22/19	at South Carolina	L 77-80	13857
* 01/26/19	at Mississippi State	L 84-92	10063
* 01/30/19	MISSOURI	w 92-58	7213
* 02/02/19	ALABAMA	w 84-63	9121
* 02/05/19	FLORIDA	w 76-62	7714

* - Conference game

Score by Periods	1st	2nd	Totals
Auburn	201	212	413
Opponents	173	182	355