



2019 AUBURN BASEBALL

AUBURN ATHLETICS COMMUNICATIONS: 392 SOUTH DONAHUE DRIVE || AUBURN, AL 36849 || AUBURNTIGERS.COM || @AUBURN_BASEBALL

2019 SCHEDULE

Day	Date	Opponent	Time/Result
FRI.	FEB. 15	GEORGIA SOUTHERN (SECN+)	W, 11-2
SAT.	FEB. 16	GEORGIA SOUTHERN (SECN+)	L, 5-7 (13)
SUN.	FEB. 17	GEORGIA SOUTHERN	W, 4-3 (13)
TUE.	FEB. 19	ALABAMA A&M (SECN+)	W, 10-1
WED.	FEB. 20	ALABAMA A&M	W, 10-2
Fri.	Feb. 22	at UCF (UCFKnights.TV)	W, 4-1
Sat.	Feb. 23	at UCF (UCFKnights.TV)	L, 1-6
Sun.	Feb. 24	at UCF (UCFKnights.TV)	W, 13-9
FRI.	MAR. 1	CINCINNATI (SECN+)	6:00 pm
SAT.	MAR. 2	CINCINNATI (SECN+)	5:00 pm
SUN.	MAR. 3	CINCINNATI (SECN+)	1:00 pm
TUE.	MAR. 5	UT MARTIN (SECN+)	4:00 pm
WED.	MAR. 6	UT MARTIN (SECN+)	4:00 pm
FRI.	MAR. 8	UTSA (SECN+)	6:00 pm
SAT.	MAR. 9	UTSA (SECN+)	2:00 pm
SUN.	MAR. 10	UTSA (SECN+)	1:00 pm
Tue.	Mar. 12	at South Alabama (JagNation TV)	6:30 pm
FRI.	MAR. 15	TENNESSEE* (SECN+)	6:00 pm
SAT.	MAR. 16	TENNESSEE*(SECN)	6:00 pm
SUN.	MAR. 17	TENNESSEE* (SECN+)	1:00 pm
Tue.	Mar. 19	at UAB (C-USA TV)	6:30 pm
Fri.	Mar. 22	at #15 Mississippi State (SECN+)	6:30 pm
Sat.	Mar. 23	at #15 Mississippi State (SECN+)	2:00 pm
Sun.	Mar. 24	at #15 Mississippi State (SECN+)	1:00 pm
Tue.	Mar. 26	vs. Alabama% (SECN)	6:00 pm
Fri.	Mar. 29	at South Carolina (SECN+)	6:00 pm
Sat.	Mar. 30	at South Carolina (SECN)	12:00 pm
Sun.	Mar. 31	at South Carolina (SECN)	11:00 am
TUE.	APR. 2	GEORGIA TECH (SECN+)	6:00 pm
THU.	APR. 4	#12 ARKANSAS (ESPNU)	6:30 pm
FRI.	APR. 5	#12 ARKANSAS (SECN+)	6:00 pm
SAT.	APR. 6	#12 ARKANSAS (SECN+)	2:00 pm
TUE.	APR. 9	JACKSONVILLE STATE (SECN+)	6:00 pm
Fri.	Apr. 12	at Texas A&M (SECN+)	6:30 pm
Sat.	Apr. 13	at Texas A&M (SECN+)	2:00 pm
Sun.	Apr. 14	at Texas A&M (SECN+)	1:00 pm
Tue.	Apr. 16	at Georgia Tech (ACC Extra)	5:00 pm
THU.	APR. 18	#10 OLE MISS (SECN+)	6:00 pm
FRI.	APR. 19	#10 OLE MISS (SECN+)	6:00 pm
SAT.	APR. 20	#10 OLE MISS (SECN+)	1:00 pm
Tue.	Apr. 23	at Jacksonville State (ESPN+)	6:00 pm
Thu.	Apr. 25	at #2 Vanderbilt (ESPNU)	6:30 pm
Fri.	Apr. 26	at #2 Vanderbilt (SECN)	7:00 pm
Sat.	Apr. 27	at #2 Vanderbilt (SECN+)	12:00 pm
FRI.	MAY 3	ALABAMA (SECN+)	6:00 pm
SAT.	MAY 4	ALABAMA (SECN)	7:00 pm
SUN.	MAY 5	ALABAMA (SECN)	3:00 pm
TUE.	MAY 7	UAB (SECN+)	6:00 pm
FRI.	MAY 10	#13 GEORGIA (SECN+)	6:00 pm
SAT.	MAY 11	#13 GEORGIA (SECN+)	2:00 pm
SUN.	MAY 12	#13 GEORGIA (SECN+)	1:00 pm
TUE.	MAY 14	NORTH ALABAMA	6:00 pm
Thu.	May 16	at #1 LSU (SECN+)	6:30 pm
Fri.	May 17	at #1 LSU (SECN+)	7:00 pm
Sat.	May 18	at #1 LSU (SECN+)	2:00 pm

POSTSEASON

Tue.	May 21	SEC Tournament	TBA
Fri.	May 31	NCAA Regionals	TBA
Fri.	Jun. 7	NCAA Super Regionals	TBA
Sat.	Jun. 15	NCAA College World Series	TBA

Home games in **BOLD CAPS**

All home games at Plainsman Park | All times central % - 11th annual MAX Capital City Classic (Montgomery, Ala.)

Rankings reflect USA TODAY Preseason Coaches Poll



GAMES 9-11

AUBURN, ALA. (Samford Stadium-Hitchcock Field at Plainsman Park)



#15 AUBURN TIGERS (6-2, 0-0 SEC)

Head Coach: Butch Thompson (Birmingham-Southern, 1992)

Career Record: 148-96 (5th season) | Record at Auburn: 109-84 (4th season)



VS.

CINCINNATI BEARCATS (1-6, 0-0 AAC)

Head Coach: Scott Googins (Ohio Wesleyan)

Career Record: 370-391 (14th season) | Record at UC: 29-34 (2nd season)

» QUICK HITTERS

- Auburn has won 12 straight non-conference series dating back to the season-opening series in 2016.
- The Tigers are 46-14 in non-conference play, including 25-6 against non-conference foes on the weekend, since the start of the 2017 season.
- Auburn is 5-1 at Plainsman Park this season and 34-7 at home since the start of 2018.
- The Tigers didn't hit a traditional home run until the fifth game of the season. The team has hit seven home runs in the last four games, including three vs. Alabama A&M (Feb. 19) and three in the series opener at UCF (Feb. 22).
- Tanner Burns makes his second straight Friday start this weekend. Burns hasn't allowed more than a run in his last three starts dating back to last season (1.62 ERA).
- Jack Owen will make his first career start in a weekend series Saturday. Owen hasn't allowed an earned run and has 12 strikeouts in 9.0 innings of relief this season.
- This weekend marks the first series between Auburn and Cincinnati. Auburn is 2-0 all-time against the Bearcats, but the two teams haven't met since 1971.

PITCHING MATCHUP

AUBURN		CINCINNATI	
FRI SO RHP Tanner Burns	(1-0, 1.69)	vs. SR RHP AJ Kullman	(0-1, 10.80)
SAT SO LHP Jack Owen	(1-0, 0.00)	vs. JR RHP Nathan Kroger	(0-0, 2.53)
SUN TBA		vs. SO LHP Garrett Schoenle	(0-0, 2.00)

GAME INFO

Date: Friday-Sunday, Mar. 1-3, 2019
Game Time: 6 pm CT / 5 pm CT / 1 pm CT
Site: Auburn, Ala./ Plainsman Park (4,096)
TV: SEC Network+
Talent: Andy Burcham (pxp), Brad Law (pxp), Mark Fuller (color), Gregg Olson (color)
Radio: WTGZ-93.9 FM | WQSI - 95.9 FM
Talent: Rod Bramblett (pxp), Paul Ellen (pxp), Gregg Olson (color), JJ Jackson (color)
Live Stats: StatBroadcast.com
Twitter Updates: @AuburnBaseball
Postgame Recap: AuburnTigers.com
Series History: Auburn leads, 2-0
Auburn: Auburn leads, 1-0
Neutral Site: Auburn leads, 1-0
Last Meeting: Auburn won, 17-4 (3/21/71)
Streak: W2

AUBURN

6-2, 0-0 SEC

Team Leaders

Batting Average: SO IF **Edouard Julien** (.360)
Runs: Two tied (9)
2B: JR IF **Rankin Woley** (3)
HR: SO IF **Edouard Julien** (4)
RBI: SO IF **Edouard Julien** (11)
Stolen Bases: JR IF **Will Holland** (3-4)

CINCINNATI

1-5, 0-0 AAC

Head Coach: Scott Googins (Ohio Wesleyan)

Career: 370-391 (14th season)

at UC: 29-34 (2nd season)

Team Leaders

Batting Average: SR OF **Joey Wiemer** (.393)
2B: Five tied (1)
HR: Two tied (1)
RBI: Three tied (3)

POTENTIAL STARTING LINEUP

Pos.	#	Player	AVG	AB	R	H	2B	3B	HR	RBI	SB-SBA	BB
C	6	Matt Scheffler	.240	25	4	6	1	0	0	2	2-2	1
1B	4	Rankin Woley	.344	32	9	11	3	1	1	7	0-0	5
2B	9	Ryan Bliss	.250	32	5	8	2	1	0	7	2-2	4
3B	10	Edouard Julien	.360	25	9	9	1	0	4	11	2-2	9
SS	17	Will Holland	.192	26	5	5	2	0	0	4	3-4	9
LF	1	Judd Ward	.323	31	7	10	1	1	1	6	1-2	7
CF	16	Kason Howell	.345	29	8	10	1	0	0	5	1-2	4
RF	41	Steven Williams	.207	29	5	6	1	0	1	5	1-1	6
DH	24	Conor Davis	.258	31	4	8	2	0	1	3	0-0	2

AUBURN'S RECORD WHEN...

	2019	Under Thompson
Overall	6-2	109-84
SEC	0-0	39-51
Non-Conference	6-2	64-29
Postseason	0-0	9-8
Home	4-1	75-36
Away	2-1	23-40
Neutral	0-0	11-8
Current streak	W1	W1
Last 5 games	4-1	4-1
Last 10 games	-	--

Situational:

AU scores first	2-1	74-28
Opp. scores first	4-1	35-56
AU scores 4+ runs	6-1	98-34
AU scores 3 runs or less	0-1	11-50
AU leads after 7 innings	5-0	90-8
8 innings	6-0	105-6
AU trails after 7 innings	0-1	7-63
8 innings	0-2	2-67
Game tied after 7 innings	1-1	11-10
8 innings	0-0	1-8
Extra Innings	1-1	2-9
1-run games	1-0	23-25
2-run games	0-1	10-2
3-run games	1-0	14-12
Games decided by 5+ runs	3-1	55-24
vs. LH Starter	1-1	34-27
vs. RH Starter	5-1	75-57
More hits than opponent	3-0	81-14
Fewer hits than opponent	1-2	17-65
Hits are tied	2-0	9-6
AU has 10+ hits	4-0	69-31
Opp. has 10+ hits	2-1	26-53
Hit a home run	4-0	71-25
Opp. hits a home run	1-1	42-50
AU quality start	0-0	42-17
Opp. quality start	0-0	9-35
AU commits no errors	0-0	42-20
Opp. commits no error	1-0	26-43

By Day:

Sunday	2-0	17-16
Monday	0-0	0-2
Tuesday	1-0	24-11
Wednesday	1-0	9-2
Thursday	0-0	4-8
Friday	2-0	27-17
Saturday	0-2	27-27
Day Games (first pitch before 6 p.m.)	4-1	63-46
Night Games (first pitch after 6 p.m.)	2-1	46-38
Doubleheaders	0-0	12-8

By Month:

February	6-2	26-7
March	0-0	36-20
April	0-0	26-25
May	0-0	14-27
June	0-0	6-4

By Jersey:

White	2-0	35-15
Blue	0-1	16-15
Orange	3-0	25-14
Gray	1-0	11-25
Pinstripes	0-1	12-11
Blue/Camo Hat	0-0	1-1
Cream Throwback	0-0	8-2

UNIVERSITY INFORMATION

Location	Auburn, Ala.
Enrollment	29,776
Founded	October 1, 1856
Nickname	Tigers
Colors	Burnt Orange and Navy Blue
President	Dr. Steven Leath
Athletics Director	Allen Greene
Conference	Southeastern (SEC West)
Stadium / Capacity	Samford Stadium-Hitchcock Field at Plainsman Park / 4,096
Ticket Office Phone	855-282-2010

BASEBALL COACHING / SUPPORT STAFF

Head Coach	Butch Thompson (Birmingham-Southern, 1992)
Record at Auburn / Seasons	109-84 (.565) / 4th
Career Coaching Record / Seasons	148-96 (.607) / 5th

Assistant Coach	Karl Nonemaker (Vanderbilt, 2002)
Assistant Coach	Gabe Gross (Auburn, 2012)
Volunteer Assistant	Steve Smith (Baylor, 1986)

Athletic Admin.	Randall Dickey (Ouachita Baptist, 1983)
Player Development & Data Analyst	Blake Beck (Troy, 2014)
Athletic Trainer	Anthony Sandersen (South Dakota State, 2004)
Strength & Conditioning	Chris Joyner (Minnesota State - Mankato, 2001)

PROGRAM HISTORY

Modern Era Program Record (since 1949)	1,918-1,317-4 (.593)
College World Series Appearances / Last	4 / 1997
College World Series Record	3-8 (.273)
NCAA Regional Appearances / Last	21 / 2018
NCAA Regional Record	48-45 (.516)
NCAA Super Regional Appearances / Last	2 / 2018
NCAA Super Regional Record	1-4 (.200)
Last Postseason Opponent	Florida / 2018
Result	Gainesville (Fla.) Super Regional Lost, 3-2

POSTSEASON HISTORY

College World Series Appearances: 4 (1967, 1976, 1994, 1997)

Super Regional Appearances: 2 (1999, 2018)

NCAA Regional Appearances: 21 (1963, 1967, 1976, 1978, 1987, 1989, 1993-95, 1997-2003, 2005, 2010, 2015, 2017, 2018)

NCAA Regional Titles: 6 (1967, 1976, 1994, 1997, 1999, 2018)

MEDIA RELATIONS

Baseball Contact: George Nunnelley, Asst. Director - Athletics Comm.
Cell: 502-609-9982
Email: gnnunnelley@auburn.edu
Twitter: @gnunnelley
Associate AD: Kirk Sampson

2019 AUBURN BASEBALL ROSTER

No.	Name	Pos.	Cl.	B/T	Ht.	Wt.	Exp.	Hometown (Previous School)
1	Judd Ward	OF	So.	L/R	6-1	195	1L	Russellville, Ala. (Russellville)
2	Everett Lau	IF/OF	Jr.	L/R	5-10	185	JC	Oahu, Hawaii (College of San Mateo)
3	Devin Warner	OF/IF	Fr.	S/R	6-3	205	HS	Cartersville, Ga. (Cartersville)
4	Rankin Woley	IF	Jr.	R/R	6-0	210	JC	Atlanta, Ga. (Chattahoochee Valley)
5	Jarrett Eaton	OF	Fr.	L/R	5-9	162	HS	Mobile, Ala. (St. Paul's Episcopal)
6	Matt Scheffler	C	Jr.	R/R	6-2	190	JC	Kirkland, Wash. (Pierce)
7	Ed Johnson	IF	Fr.	R/R	6-1	175	HS	Trussville, Ala. (Hewitt-Trussville)
8	Bailey Horn	LHP	R-So.	L/L	6-2	212	JC	West, Texas (McLennan)
9	Ryan Bliss	IF	Fr.	R/R	5-9	165	HS	LaGrange, Ga. (Troup)
10	Edouard Julien	IF	So.	L/R	6-1	183	1L	Quebec City, Canada (Cardinal-Roy)
11	Chase Hall	C	R-Jr.	R/R	6-2	215	RS	Roanoke, Ala. (Southern Union)
12	Ryan Hoerter	RHP	So.	R/R	6-6	191	1L	Kenosha, Wisc. (Indian Trail)
13	Davis Daniel	RHP	Jr.	R/R	6-1	190	2L	Montgomery, Ala. (St. James)
14	Elliott Anderson	LHP	Jr.	L/L	6-3	212	2L	Cartersville, Ga. (Cartersville)
16	Kason Howell	OF	Fr.	R/R	6-0	185	HS	Argyle, Texas (Liberty Christian)
17	Will Holland	IF	Jr.	R/R	5-11	185	2L	Lawrenceville, Ga. (Collins Hill)
18	Brooks Fuller	LHP	Fr.	L/L	6-2	215	HS	Auburn Ala. (Auburn)
19	Brody Moore	IF	Fr.	R/R	6-0	185	HS	Oneonta, Ala. (Oneonta)
20	Cody Greenhill	RHP	So.	R/R	6-4	216	1L	Russellville, Ala. (Russellville)
21	Jackson Henderson	IF/OF	Jr.	R/R	6-0	175	JC	Selma, Ala. (Lurleen B. Wallace)
22	Ford Luttrell	RHP	R-Fr.	L/R	6-0	181	RS	Madison, Ala. (Bob Jones)
23	Peyton Glavine	LHP	So.	R/L	5-11	176	1L	Alpharetta, Ga. (Blessed Trinity Catholic)
24	Conor Davis	IF	Jr.	R/R	6-3	227	2L	Roswell, Ga. (Blessed Trinity Catholic)
25	Dawson Sweatt	LHP	Fr.	R/L	6-2	190	HS	Fayetteville, Ga. (Starr's Mill)
26	Troy Bearden	OF/C	Fr.	R/R	6-2	220	HS	Trussville, Ala. (Next Level Baseball Academy)
29	Carson Skipper	LHP	Fr.	L/L	6-3	195	HS	Trussville, Ala. (Hewitt-Trussville)
31	Blake Schilleci	LHP	Sr.	L/L	5-10	198	1L	Birmingham, Ala. (Wallace-Hanceville)
32	Tanner Burns	RHP	So.	R/R	6-0	205	1L	Decatur, Ala. (Decatur)
33	Will Morrison	RHP	Fr.	R/R	6-2	180	HS	Cullman, Ala. (Cullman)
36	Kyle Gray	LHP	R-Jr.	L/L	5-10	205	JC	Austin, Texas (Blinn)
37	Ryan Watson	RHP	Jr.	R/R	6-5	215	2L	Auburn, Ala. (Auburn)
38	Brett Olson	IF	R-Sr.	L/L	6-2	225	1L	Newport Beach, Calif. (Corona Del Mar)
40	Garrett Wade	LHP	Fr.	L/L	6-2	205	HS	Hartselle, Ala. (Hartselle)
41	Steven Williams	OF/C	So.	L/R	6-3	216	1L	Albany, Ga. (Deerfield-Windsor)
43	Richard Fitts	RHP	Fr.	R/R	6-3	185	HS	Helena, Ala. (Helena)
44	Jack Owen	LHP	So.	L/L	6-2	174	1L	Aliso Viejo, Calif. (J Serra)

COACHES & STAFF

30	Butch Thompson	Head Coach	Fourth Year
35	Karl Nonemaker	Assistant Coach	Second Year
39	Gabe Gross	Assistant Coach	Second Year
34	Steve Smith	Volunteer Assistant Coach	Second Year
	Greg Drye	Director of Operations	Fourth Year
	Randall Dickey	Athletic Administrator	Fifth Year
	Anthony Sandersen	Athletic Trainer	Second Year
	Blake Beck	Player Development & Data Analyst	Third Year
	Chris Joyner	Strength & Conditioning	First Year

PRONUNCIATION GUIDE

Ryan HOERTER HOR-ter
 EDOUARD JULIEN ED-whah joo-lee-EN
 Everett LAU Rhymes with 'now'
 Ford LUTTRELL LUH-trull
 Blake SCHILLECI sha-LAY-see
 Rankin WOLEY WOE-lee

30 BUTCH THOMPSON HEAD COACH

THE AUBURN SKIPPER

- Seven College World Series appearances / 16 postseason appearances
- 2013 National Runner-up (Mississippi State)
- 2001 National Champion (Birmingham-Southern)
- 2014 Baseball America/ABCA National Assistant Coach of the Year
- 2006 FCA Coach of the Year
- Coached 14 pitchers who went on to pitch in the Major Leagues
- Recruited and coached 29 pitchers who were drafted out of college that weren't drafted out of high school

Butch Thompson enters his fourth season at the helm of the program in 2019. Thompson, who spent three seasons as an assistant coach and recruiting coordinator at Auburn from 2006-08, returned to the Plains after seven seasons at Mississippi State as both associate head coach and pitching coach.

Butch Thompson was named Auburn's head baseball coach on October 22, 2015 and enters his fourth season with the Tigers in 2019.

Thompson, who spent three seasons as an assistant coach and recruiting coordinator at Auburn from 2006-08, returned to The Plains after seven seasons at Mississippi State as both associate head coach and pitching coach.

Widely regarded as one of the premier pitching coaches in the country, he has seen 14 of his former pitchers make their Major League Baseball debuts, including eight since 2014. Thompson has also turned 29 pitchers who went undrafted out of high school into MLB draft picks.

Thompson had three pitchers drafted in the first 11 rounds in 2014 and five pitchers drafted, including three in the top 10 rounds, in 2013. He added a first-round selection in the 2016 draft, a third-round pick in Keegan Thompson in 2017 and the first No. 1 overall pick in program history in Casey Mize in 2018.

Along with his pitching pedigree, Thompson is also considered one of the top recruiters in the country. Since 2003, he has secured 12 recruiting classes that were ranked in the top 10 by either Baseball America or Perfect Game, including the No. 5 signing class in 2017 and a program record No. 4 class in 2018. His classes signed from 2006-08 at Auburn each ranked in the top 18 nationally, including the No. 5 class in 2008.

A native of Amory, Miss., Thompson has coached 26 Division I All-Americans and 38 all-conference performers. He has made 16 postseason appearances, including seven trips to the College World Series, and guided Birmingham-Southern to a NAIA National Championship in 2001 and was a national runner-up at Mississippi State in 2013.

Thompson was named the 2006 Fellowship of Christian Athletes SEC Coach of the Year while at Auburn and the 2014 Baseball America and American Baseball Coaches Association (ABCA) National Assistant Coach of the Year while at Mississippi State.

Thompson has already made his mark in his first three seasons at Auburn as he became the fourth head coach in program history to notch his 100th win in his third season at the helm. Thompson has guided the Tigers to a 103-82 overall record and has taken the team to back-to-back NCAA regionals for the first time in 15 years. After tying the 2010 team for the most wins (43) in a season since 1999 and advancing to its first super regional since that same season, Auburn's 2018 team finished the year ranked No. 9 by USA TODAY, marking the program's highest ranking to end a season since 1998.

In seven seasons at MSU, Thompson made four NCAA regional trips, two Super Regionals, won the SEC Tournament and advanced to the College World Series finishing as NCAA runner-up in 2013. In three of the last four seasons, the Bulldogs' staff ERA finished no higher than 3.06. Thompson's 2013 pitching staff was one of two nationally to finish in the top 15 in ERA, strikeouts per nine innings and hits allowed per nine innings.

In addition to his experience at Auburn and Mississippi State, Thompson also spent five seasons at Georgia from 2002-05, including a trip to the College World



Series in 2004. While there he guided the development of future Major Leaguers Josh Fields, Mitchell Boggs and Brooks Brown.

Thompson launched his coaching career as pitching coach and top assistant at Huntingdon College (Ala.) in 1993, before returning to his alma mater in Birmingham, where he helped lead the Panthers to back-to-back Southern States Conference championships and in 1995 coached BSC to its first NAIA World Series berth.

Thompson left BSC briefly to serve as head coach at Jefferson State Community College in Birmingham in 1997. While at JSCC, he was honored as the Regional Tournament Coach of the Year, the ABCA Alabama Junior College Coach of the Year and the Southeast Region Coach of the Year after guiding JSCC to a 39-21 mark, the AJCAA Region 22 State Championship and a third-place finish in the NJCAA Division II World Series.

He returned to Birmingham-Southern as top assistant the following season, beginning a four-year run during the most successful span in BSC baseball history. The Panthers won 196 games, four TranSouth Conference Championships and made three-consecutive appearances in the NAIA World Series. BSC's 2001 team posted a school-best 55-11 mark and captured the NAIA National Championship.

In 2002, Thompson joined the SEC baseball coaching fraternity as a pitching coach and recruiting coordinator at Georgia and has been a part of the league for the past 17 seasons.

Thompson currently serves as the large-school representative for the Alabama Baseball Coaches Association and is an All-American committee member representing the South region for the ABCA.

Thompson prepped at Amory (Miss.) High School and later starred as a pitcher at Itawamba (Miss.) Community College from 1989-90. On Oct. 25, 2014, Thompson was inducted into the ICC Athletic Hall of Fame.

He earned a bachelor's degree in history at BSC in 1992 and completed a master's degree in sports administration at UAB in 1996. He is married to the former Robin Ashe of Birmingham, Ala., and they are the parents of three daughters --- Anna, Olivia and Madelyn Gail.

NATIONAL POLLS

NEWS & NOTES

BASEBALL AMERICA

Feb. 25

1. Vanderbilt*
2. LSU*
3. UCLA
4. North Carolina
5. Florida
6. Florida State
7. Stanford
8. Texas Tech
9. Mississippi State*
10. Oregon State
11. East Carolina
12. Louisville
13. Ole Miss*
14. Clemson
15. Georgia*
16. Baylor
17. Arkansas*
- 18. AUBURN**
19. Texas
20. Michigan
21. Coastal Carolina
22. Duke
23. Southern Miss
24. TCU
25. UC Irvine

D1 BASEBALL

Feb. 25

1. Vanderbilt*
2. LSU*
3. Texas Tech
4. UCLA
5. North Carolina
6. Oregon State
7. Florida
8. Louisville
9. Georgia*
10. Ole Miss*
11. Stanford
12. Mississippi State*
13. Florida State
14. East Carolina
15. Baylor
16. Arkansas*
17. Michigan
18. TCU
19. Oklahoma State
20. Coastal Carolina
- 21. AUBURN**
22. Texas
23. Clemson
24. Cal State Fullerton
25. Illinois

USA TODAY

Preseason

1. LSU*
2. Vanderbilt*
3. Florida
4. Texas Tech
5. Oregon State
6. North Carolina
7. UCLA
8. Louisville
9. Stanford
10. Ole Miss*
11. Florida State
12. Arkansas*
13. Georgia*
14. East Carolina
15. Mississippi State*
16. Texas
17. TCU
18. Baylor
19. Clemson
- 20. AUBURN**
21. Oklahoma State
22. Coastal Carolina
23. N.C. State
24. Cal State Fullerton
25. Michigan

NCBWA

Feb. 25

1. LSU*
2. Vanderbilt*
3. Oregon State
4. UCLA
5. North Carolina
6. Texas Tech
7. Georgia*
8. Florida State
9. Florida
10. Stanford
11. Mississippi State*
12. Baylor
13. Arkansas*
14. Louisville
15. East Carolina
16. Clemson
17. Ole Miss*
18. Michigan
19. Coastal Carolina
20. Texas
21. Oklahoma State
- 22. AUBURN**
23. TCU
24. Cal State Fullerton
25. Duke
26. Arizona State
27. Tennessee*
28. Illinois
29. N.C. State
30. UC Irvine

PERFECT GAME

Feb. 25

1. LSU*
2. Oregon State
3. Vanderbilt*
4. UCLA
5. Texas Tech
6. North Carolina
7. Stanford
8. Florida
9. East Carolina
10. Ole Miss*
11. Louisville
12. Baylor
13. Arkansas*
14. Florida State
- 15. AUBURN**
16. TCU
17. Mississippi State*
18. N.C. State
19. Michigan
20. Oklahoma State
21. UConn
22. Georgia*
23. UC Irvine
24. Clemson
25. Coastal Carolina

COLLEGIATE BASEBALL

Feb. 25

1. LSU*
2. Vanderbilt*
3. UCLA
4. Texas Tech
5. Oregon State
6. North Carolina
7. Florida State
8. Stanford
9. Georgia*
10. N.C. State
11. Coastal Carolina
12. Louisville
13. Florida
14. Baylor
15. Clemson
16. Mississippi State*
17. Ole Miss*
18. Texas
19. TCU
20. Cal State Fullerton
21. Duke
22. Arkansas*
23. Texas A&M*
24. Arizona State
25. Michigan
26. Illinois
27. Sam Houston State
28. Oklahoma State
- 29. AUBURN**
30. South Carolina*

AUBURN IN THE POLLS

BA D1 CB NC PG USA

Pre.	17	22	23	19	15	20
2/18	18	22	26	22	15	--
2/25	18	21	29	22	15	--

UP NEXT

• Auburn has a pair of midweek games against UT Martin Tuesday and Wednesday before hosting UTSA for a three-game series next weekend. It will mark the first time the Tigers have played either program.

SCOUTING THE BEARCATS

• Cincinnati enters the weekend with a 1-6 overall record. The Bearcats won the series finale at Houston Baptist last week before dropping a midweek contest at Indiana.

• Joey Weimer paces the Bearcats with a .393 average, two runs scored, a double and a .429 slugging percentage. Former Auburn letterman Jeremy Johnson is hitting .321 with a home run, two RBI and two runs scored.

• Cincinnati is currently tied for third in the country with 10 double plays on the season. The Bearcats finished second last year with 71 twin-killings.

• Collectively, the Cincinnati pitching staff has a 5.43 ERA. Sunday starter Garrett Schoenle, is allowing just a .192 average against him so far this season.

WOAH-LEY

• Junior transfer Rankin Woley has stepped into the Auburn lineup and made an immediate impact in his first eight games as a Tigers.

• Woley, who hit his first home run in an Auburn uniform last Sunday, leads the team in hits (11) and is tied for the team lead in extra-base hits (five) and runs (nine). He also ranks tied for second on the team in RBI (seven).

• Woley was named a NJCAA First Team All-American in 2018 and set the Chattahoochee Valley single-season record for hits (93), doubles (27) and RBI (93).

FOUNTAIN OF YOUTH

• Freshmen Ryan Bliss and Kason Howell have played and started in all eight games to start their Auburn careers.

• Bliss is coming off his first multi-hit game of his career and is riding a team best six-game hitting streak. He ranks tied for second on the team in RBI (seven).

• Howell has reached base in seven of his first eight games as a Tiger. He ranks second on the team with a .345 batting average and third in runs (eight).

TAKING THE NEXT STEP

• Left-handers Elliott Anderson and Jack Owen have yet to allow an earned run in 18.0 combined innings pitched this season.

• Anderson leads the team with four appearances and is 1-0 on the season. He has struck out 11 batters with two walks in 9.0 innings and is holding opponents to a .188 batting average against.

• Owen is also 1-0 on the season and has struck out 12 batters with two walks in 9.0 innings. He struck out a career-high eight batters in 4.1 innings of relief at UCF.

BACK TO OUR WINNING WAYS

• Auburn has won 86 games dating back to the start of the 2017 season, and the team's 80 wins from 2017-18 marked the most wins since winning 87 games from 1999-2000.

• The Tigers 86 wins are the fifth most in the SEC during the span - trailing Florida, Arkansas, LSU and Texas A&M.

NON-CONFERENCE SUCCESS

- Auburn started the 2018 season 15-0, marking the second-best start in program history, and went 22-4 overall in non-conference play, including 11-1 on the weekend.
- Dating back to the 2017 season, the Tigers are 46-14 in the non-conference and 25-6 against non-conference foes on the weekend.

HOME SWEET HOME

- Auburn went 29-6 in games played at Plainsman Park last season, marking the most home wins in a season since 1997 (30) and the second-most home wins all-time.
- The Tigers are 56-20 at home since 2017.

THE GABE GROSS EFFECT

- In its first season under hitting coach Gabe Gross, Auburn set a program record for hit-by-pitches (84) and ranked in the top 10 in program history in a number of additional offensive categories.
 - Home runs: 73; 5th
 - Walks: 309; 5th
 - RBI: 423; 8th
 - Runs: 467; 8th
 - Extra-base hits: 201; 10th
 - Total bases: 977; 10th

CANADIAN CRUSHER

- Edouard Julien hit 810 feet of home runs against Alabama A&M last Wednesday, marking the first multi-HR game of his career.
- Julien, who broke Frank Thomas' freshman RBI record and led the SEC with 69 RBI a season ago, has recorded 21 HR and 80 RBI in his first 69 games at Auburn.
- The Quebec City native ranks tied for second in the SEC in home runs and tied for seventh in RBI.

LATE-INNING LEAD

- Auburn is 5-0 when leading after seven innings and 6-0 when leading after eight innings this season.
- In the fourth season under Coach Thompson, the Tigers are 90-8 when leading after seven and 105-6 when leading after eight.
- Conversely, Auburn is 0-1 when trailing after seven and 0-2 when trailing after eight this season. The Tigers are 7-63 and 2-67, respectively, under Coach Thompson.

THE BULL

- Sophomore right-hander Cody Greenhill is a big reason for the late-inning success. He has recorded on save on the season and finished three games, including a pair at UCF last weekend.
- Greenhill was named a Freshman All-American by multiple publications a season ago and appeared on the 2019 NCBWA Preseason Stopper of the Year watch list.

FLARE FOR THE DRAMATIC

- Auburn played in back-to-back 13-inning games against Georgia Southern opening weekend, marking the first time the team played consecutive extra-inning games since 2010.
- Dating back to the decisive game three of the Gainesville Super Regional, three of the team's last four games during the span went 11 or more innings.

CORE POWER

- The Tigers return 41 home runs between the core trio of Julien (17), Will Holland (12) and Steven Williams (12). The 41 home runs between the three players are the most among any returning trio in the SEC this season.
- Julien, Holland and Williams also drove in a combined 172 runs last season, totaling 16 more RBI than any other returning trio in the SEC this season.

SUPER SOPHOMORES

- Auburn returns a quartet of players who earned Freshman All-America and SEC All-Freshman Team honors a season ago in Tanner Burns, Cody Greenhill, Julien and Steven Williams.
- The four freshmen All-Americans were the most in program history and tied with Vanderbilt for the most in the country last year.
- Burns and Greenhill combined for 13 wins and a 2.72 ERA in 38 trips to the mound. The duo struck out 132 batters in 145.1 innings of work.
- Julien and Williams combined to hit 29 home runs with 121 RBI.

PRESEASON RECOGNITION

- Tanner Burns and Will Holland have garnered a wealth of preseason recognition, including becoming the first Auburn duo to be named to the Golden Spikes Award preseason watch list in the same season.
- Burns: Preseason First Team All-SEC, Golden Spikes Award preseason watch list, Second Team Preseason All-American by D1 Baseball, Third Team Preseason All-American by Collegiate Baseball.
- Holland: Golden Spikes Award preseason watch list, Second Team Preseason All-American by Perfect Game, Third Team All-American by D1 Baseball and NCBWA.

SEC SLATE

- Eight of Auburn's 10 SEC series are against NCAA Regional teams from a year ago, including four NCAA Super Regional teams and two teams that advanced to the College World Series in Arkansas and Mississippi State.
- The Tigers five road trips in league play are to Mississippi State, South Carolina, Texas A&M, Vanderbilt and LSU. All Five teams made the 2018 NCAA Tournament and three - Mississippi State, South Carolina and Vanderbilt - advanced to a super regional.

WEALTH OF EXPERIENCE

- The team's 43 returning home runs are the most since 2011 (62) and its 214 RBI are the most since 2016 (246).
- The Tigers also bring back 156 appearances, 25 wins, 362.0 innings pitched and 330 strikeouts. Those are the highest totals returning since 2016, 2014, 2014 and 2012, respectively.

BIG LEAGUE TIGERS

- In 2018, former Auburn pitcher Trey Wingenter became the 51st player in Auburn history to appear in the Major Leagues. He made his debut for the New York Yankees on July 14. Cooper, who has since been traded to the Miami Marlins, joined Toronto's Josh Donaldson and Los Angeles' Grant Dayton as former Tigers in the big leagues last season. Dayton has also since been traded to the Atlanta Braves.

TIGERS IN THE DRAFT

- Auburn had seven players selected in the 2018 MLB Draft, including the program's first No. 1 overall draft pick in Casey Mize.
- The seven players drafted were the most in a season since 2010 (11) and tied for the second most in program history.
- The Tigers have had multiple players drafted every year since 2006 and at least one player selected for 44 straight years, which is tied for the longest streak in the SEC.

TAKE 'EM TO SCHOOL

- Auburn has 11 players on its team that chose to attend Auburn rather than sign a professional contract, including four freshmen from the 2018 draft in June.

Player	Year	Round	Team
Ryan Bliss	2018	30th	Boston
Tanner Burns	2017	37th	NY (AL)
Davis Daniel	2018	11th	Milwaukee
	2016	34th	Chicago (NL)
Peyton Glavine	2017	37th	LA (AL)
Ryan Hoerter	2017	36th	Pittsburgh
Kason Howell	2018	20th	Boston
Edouard Julien	2017	37th	Philadelphia
Garrett Wade	2018	38th	Tampa Bay
Devin Warner	2018	30th	Arizona
Ryan Watson	2016	39th	LA (NL)
Steven Williams	2017	35th	NY (AL)

THE LAST TIME...

BATTING SUPERLATIVES

5 hits in a game	Anfernee Grier at Kennesaw St. [5-for-6] (4/12/16)
6 hits in a game	Tyler Johnstone vs. Elon [6-for-7, 2B, 3B] (2/25/05)
Reached base 6 times	Edouard Julien vs. Alabama A&M [3-3, 1 BB, 2 HBP] (4/3/18)
4 runs in a game	Will Holland at Alabama (G2 - 4/21/18)
5 runs in a game	Edouard Julien vs. Alabama A&M (4/3/18)
6 runs in a game	never
10-game hitting streak	Brendan Venter, 11 games, (4/27-5/17)
15-game hitting streak	Jonah Todd, 16 games, (4/8-5/7/17)
20-game hitting streak	A. Grier, 22 games, (5/31/15-3/22/16)
25-game hitting streak	Justin Fradejas, 27 games (3/23-5/7/10)
30-game hitting streak	Casey Dunn, 31 games (2/22 [G1]-4/15/97)
3 doubles in a game	Jordan Ebert vs. Southern (2/26/16)
4 doubles in a game	Ken Dempsey vs. Georgia (1971)
2 triples in a game	Jay Gonzalez vs. Alabama State (2/28/12)
3 triples in a game	never
2 home runs in one game	Edouard Julien vs. Alabama A&M (2/20/19)
3 home runs in one game	Tony Caldwell at Kentucky (4/9/11)
7 RBI in a game	Steven Williams vs. Longwood (2/17/18)
8 RBI in a game	Justin Bryant at Georgia (3/19/10)
9 RBI in a game	Hunter Morris at Georgia (3/21/10)
10 RBI in a game	Bob Berry vs. Huntington (4/15/82)
Grand slam home run	Edouard Julien vs. #4 Ole Miss (5/23/18)
Inside-the-park home run	Edouard Julien vs. Georgia Southern (2/17/19)
HR to begin game	Will Holland at #5 Ole Miss (5/12/18)
Two HR in one inning	Dan Glevenyak at Jacksonville State (8th) (5/7/13)
HR in consecutive at-bats	Edouard Julien vs. Alabama A&M (2/20/19)
HR in three consecutive at-bats	Edouard Julien vs. Alabama A&M/UCF (2/20-22/19)
HR in consecutive games	Edouard Julien vs. Alabama A&M/UCF (2/20-22/19)
HR in three consecutive games	Brendan Venter (5/5-7/18)
HR in three consecutive SEC games	Trent Mummy (4/17-23/10)
HR in four consecutive games	Joseph Sanders (5/10-15/08)
HR in four consecutive SEC games	Mike Bianucci (5/2-9/08)
HR in five consecutive games	Tim Lemons (4/6-10/85)
Walk-off HR	Conor Davis vs. # 6 South Carolina (4/2/17)
Pinch-hit HR	Edouard Julien vs. BYU (G1 - 3/3/18)
Pinch-hit grand slam	Edouard Julien vs. BYU (G1 - 3/3/18)
HR in first at-bat of season	Steven Williams vs. Longwood (2/17/18)
HR in both games of DH	Dylan Ingram at #7 Mississippi St. (4/29/17)
Hit for the cycle	Clete Thomas [3B, 1B, 1B, HR, 2B] vs. Arkansas (4/3/05)
Hit from both sides of plate in same inning	Damon Haecker [5th inn.] vs. Jacksonville St. (3/15/17)
Two hits in same inning	Josh Anthony [HR, 2B] vs. Army (6/2/18)
Stole home	Justin Hargett vs. Davidson (Grn 2) [4th] (3/3/10)
Stole two bases in a game	Will Holland (2/15/19)
Stole three bases in a game	Anfernee Grier vs. Southern (2/26/16)
Hit by a pitch 2+ times in a game	Edouard Julien vs. Alabama A&M (2) (4/3/18)
Hit by a pitch 3+ times in a game	Dan Glevenyak at Alabama (4) (4/11/14)
Scored 20 or more runs	20 at Alabama (G2 - 4/21/18)
Scored 25 or more runs	25 vs. Longwood (2/17/18)
Scored 30 or more runs	32 vs. Troy (3/2/94)
Scored 5 runs in an Inning	5, vs. Georgia Southern (1st) (2/15/19)
Scored 6 runs in an Inning	6, at Alabama (6th) (4/20/18)
Scored 7 runs in an Inning	7, vs. #17 Vanderbilt (5th) (5/6/18)
Scored 8 runs in an Inning	8, vs. Texas A&M (8th) (3/17/18)
Scored 9+ runs in an Inning	9, vs. Army (5th) (6/2/18)
Scored 10+ runs in an Inning	11, at Alabama (8th) (G1 - 4/21/18)
Recorded 10+ hits in an Inning	11, vs. Furman (5th) (2/12/00)
Scored in every inning	vs. Coppin State (3/18/14)
Recorded 15 or more hits	15, at UCF (2/24/19)
Recorded 20 or more hits	20, vs. BYU (G1 - 3/3/18)
Hit 3 or more home runs in an inning	3, vs. Northeastern (6th) (G1 - 3/10/18)
Hit 3 or more home runs in a game	3, at UCF (2/24/19)
Hit 5 or more home runs in a game	6, vs. Northeastern (G1 - 3/10/18)
Hit 7 or more home runs in a game	7, vs. Mississippi State (5/8/10)
Hit back-to-back home runs	J. Anthony & W. Holland vs. Army (5th) (6/2/18)
Hit back-to-back-to-back home runs	B. Fletcher, H. Morris & K. Patterson vs. Mississippi State (5th) (5/8/10)
Had 5+ doubles	5, vs. N.C. State (6/3/18)
Had 6+ doubles	6, vs. Georgia Tech (3/13/18)
Had 7+ doubles	8, vs. BYU (G1 - 3/3/18)
Had 8+ doubles	8, vs. BYU (G1 - 3/3/18)
Had 9+ doubles	vs. Tennessee (10) (5/15/10)
Stole 5+ bases in a game	6, vs. Alabama A&M (3/2/16)
Stole 6+ bases in a game	6, vs. Alabama A&M (3/2/16)
Stole 7+ bases in a game	7, vs. Presbyterian (5/8/12)
Stole 8+ bases in a game	8, vs. Alcorn State (2/22/12)
Walked 10+ times	13, vs. Alabama A&M (4/3/18)
Did not strike out in a game	vs. Belmont (3/11/12)

PITCHING SUPERLATIVES

INDIVIDUAL	
Nine-inning no-hitter	Casey Mize vs. Northeastern (3/9/18)
Nine-inning no-hitter (combined)	Mike Mueller [2.0], Lee Carter [1.0], Brandon Channell [1.0], Reid Price [1.0], Andrew Skinner [1.0], Arnold Hughey [1.0], Ken Clayton [1.0], Cory Duettt [0.2], Sean Jones [0.1] vs. UAB (3/19/02)
Seven-inning no-hitter	Jason Johnson vs. LaGrange College (4/30/91)
Nine-inning perfect game	Eric Brandon vs. Murray State (3/2/02)
Seven-inning perfect game	Jason Johnson vs. LaGrange College (4/30/91)
Nine-inning one-hitter (individual)	Keegan Thompson vs. Presbyterian (3/1/14)
Nine-inning one-hitter (combined)	Justin Camp [6.2], Terrance Dedrick [1.1], Jay Wade [0.2], Rocky McCord [0.1], at Kennesaw St. (3/11/14)
Five-inning one-hitter	Kevin Davis [3.2], Jacob Milliman [1.1], vs. Radford (2/22/15)
Nine-inning two-hitter	Justin Camp [9.0] vs. Tennessee (4/15/16)
Complete game	Casey Mize vs. #17 Vanderbilt (5/4/18)
Complete game shutout	Casey Mize vs. Northeastern (3/9/18)
Consecutive complete games	K. Thompson vs. Arkansas & LSU (4/4 & 4/11/15)
Struck out 8 batters	8 by Jack Owen (2/23/19)
Struck out 9 batters	9 by Andrew Mitchell vs. #4 Ole Miss (5/25/18)
Struck out 10 batters	10 by Casey Mize at #1 Florida (4/26/18)
Struck out 11 batters	11 by Casey Mize vs. Army (6/2/18)
Struck out 12 batters	12 by Casey Mize at Kentucky (3/23/18)
Struck out 13 batters	13 by Casey Mize vs. Texas A&M (3/16/18)
Struck out 15 batters	15 by Casey Mize vs. #17 Vanderbilt (5/4/18)
TEAM	
Struck out 15 batters	Casey Mize vs. #17 Vanderbilt (5/4/18)
Struck out 16 batters	Casey Mize [12], Cole Lipscomb [4] vs. Holy Cross (2/25/17)
Struck out 17 batters	Carson Skipper [8], Elliott Anderson [2], Will Morrison [5], Blake Schilleci [2] vs. Alabama A&M (2/19/19)
Struck out 15 batters consecutive games	vs. Ga State, at Missouri (4/5-7/16)
Shut out an opponent	14-0 vs. #17 Vanderbilt (5/4/18)
Consecutive shutouts	8-0 vs. PC and 4-0 vs. UAB (3/12-14/17)
Shut out an SEC opponent	14-0 vs. #17 Vanderbilt (5/4/18)
Shut out an SEC opponent on the road	5-0 at Alabama (G1 - 4/21/18)
Consecutive SEC shutouts	5-0 and 4-0 at Miss. State (3/27-28/15)
Consecutive SEC shutouts on the road	5-0 and 4-0 at Miss. State (3/27-28/15)
Was shut out	7-0 vs. #4 Ole Miss (5/25/18)
Was held to one hit	vs. #24 Missouri (4/1/18)
Was no hit	vs. #13 Arkansas (5/25/17)
FIELDING SUPERLATIVES	
2 errors in a game	Josh Anthony vs. Texas A&M (3/17/18)
3 errors in a game	Luke Jarvis vs. Presbyterian (3/11/17)
4 errors in a game	Brett Burnham at Alabama (4/5/00)
3 double plays turned in a game	vs. Alabama A&M (4/3/18)
4 double plays turned in a game	vs. Georgia Tech (4/4/17)
5 double plays turned in a game	never
Triple play (Auburn)	vs. Memphis (5/22/78)
Triple play (Opponent)	at Florida [4th] (3/15/08)
Threw a runner out at HP to end game	Will Holland vs. Presbyterian (3/12/17)
MISC. SUPERLATIVES	
Won 10 or more consecutive games	15 (2/16-3/10/18 [G1])
Won 12 or more consecutive games	15 (2/16-3/10/18 [G1])
Won 15 or more consecutive games	15 (2/16-3/10/18 [G1])
Won 8 or more consecutive SEC games	9 (4/1-21/95)
Lost 5 or more consecutive games	7 (5/6-5/13/17)
Home winning streak	21 (1964-66)
Road winning streak	14 (1967/1995)
Season-opening winning streak	17 (2/7-3/5/97)
Extra-innings victory	4-3, 13 innings vs. Georgia Southern (2/17/19)
Extra-innings loss	8-7, 10 innings at #16 Florida State (6/4/17)
Swept a 3-game series	vs. #17 Vanderbilt (5/4-6/18)
Swept a road series	at Alabama (4/20-21/18)
Swept a road SEC series	at Alabama (4/20-21/18)
Swept a SEC series	vs. #17 Vanderbilt (5/4-6/18)
Swept a 4-game series	Maine (2/15-17/13)
Swept a double header	at Alabama (4/21/18)
Allowed 3 runs or fewer in a series	1 vs. Longwood (2/16-18/18)
Allowed 3 runs or fewer in a SEC series	3 vs. Miss. State (3/27-29/15)
Allowed 4 runs or fewer in a series	1 vs. Longwood (2/16-18/18)
Allowed 4 runs or fewer in a SEC series	4 vs. Georgia (4/23-25/15)
Allowed 3 runs or fewer in a road series	3 vs. Miss. State (3/27-29/15)
Allowed 3 runs or fewer in a SEC road series	3 vs. Miss. State (3/27-29/15)
Overcome a deficit of 7+ runs	7 runs, [7-0, 12-8] vs. Florida A&M (2/22/17)
Won a 1-0 game	vs. Mercer (5/30/15) [NCAA Regional]
Lost a 1-0 game	vs. Ohio State (2/15/14)
Walk-off win	vs. Georgia Southern (13 inn.) (2/17/19)
Walk-off loss	at #1 Florida (11 inn.) (6/11/18)

HITTER PROFILES

9 • RYAN BLISS IF

5-9 • 165 • FR • LaGrange, Ga. • Troup County

- Coming off his first multi-hit game and third multi-RBI game of the season
- Drafted in the 30th rd of the 2018 MLB Draft by Boston

CAREER STATISTICS

YEAR	AVG	GP-GS	AB	R	H	2B	3B	HR	RBI	SB-A
2019	.250	8-8	32	5	8	2	1	0	7	2-2

SEASON HIGHS
At Bats: 5, three times
Runs: 2, vs AAMU (2/19)
Hits: 2, at UCF (2/24)
RBI: 2, three times

24 • CONOR DAVIS IF

6-3 • 227 • JR • Roswell, Ga. • Blessed Trinity

- Has multiple hits in two straight and three of the last four games
- Hit his first HR of the season in the series finale at UCF

CAREER STATISTICS

YEAR	AVG	GP-GS	AB	R	H	2B	3B	HR	RBI	SB-A
2017	.282	52-38	163	22	46	11	0	1	29	1-4
2018	.268	53-47	164	26	44	9	0	2	34	3-6
2019	.258	7-7	31	4	8	2	0	1	3	0-0
TOTAL	.274	112-92	358	52	98	22	0	4	66	4-10

CAREER HIGHS
At Bats: 8, vs. Alabama (5/7/17)
Runs: 3, vs. Longwood (2/17/18)
Hits: 3, four times
Doubles: 2, at Texas A&M (4/9/17)
HR: 1, four times
RBI: 5, vs. Vanderbilt (5/6/18)

SEASON HIGHS
At Bats: 5, three times
Runs: 2, at UCF (2/24)
Hits: 2, three times
Doubles: 1, two times
HR: 1, at UCF (2/24)
RBI: 2, at UCF (2/24)

11 • CHASE HALL C

6-2 • 215 • R-JR • Roanoke, Ala. • Southern Union

- Recorded his first hit and drove in a pair of runs vs. Alabama A&M last Tuesday (Feb. 19)

CAREER STATISTICS

YEAR	AVG	GP-GS	AB	R	H	2B	3B	HR	RBI	SB-A
2019	.100	4-3	10	0	1	1	0	0	2	0-0

SEASON HIGHS
At Bats: 5, vs. AAMU (2/19)
Hits: 1, vs. AAMU (2/19)
Doubles: 1, vs. AAMU (2/19)
RBI: 2, vs. AAMU (2/19)

21 • JACKSON HENDERSON IF

6-0 • 175 • JR • Selma, Ala. • Lurleen B. Wallace

- Scored the game-tying run in the bottom of the ninth inning in game two vs. Georgia Southern (Feb. 16)

CAREER STATISTICS

YEAR	AVG	GP-GS	AB	R	H	2B	3B	HR	RBI	SB-A
2017*	.356	31	59	16	21	1	1	0	6	3-5
2018*	.242	49	124	23	30	8	0	1	14	8-8
2019	.000	3-0	1	1	0	0	0	0	0	0-0

CAREER HIGHS
At Bats: 4, seven times*
Runs: 3, at Huntington (4/21/18)*
Hits: 3, at Wallace-Selma (3/8/18)*
Doubles: 1, nine times*
RBI: 4, Enterprise State (4/21/18)*
 *JUCCO

SEASON HIGHS
At Bats: 1, vs. AAMU (2/19)
Runs: 1, vs. GS (2/16)
Hits: --
Doubles: --
RBI: --

17 • WILL HOLLAND IF

5-11 • 185 • JR • Lawrenceville, Ga. • Collins Hill

- Went 2-for-5 with two RBI in the series finale at UCF
- Named a preseason All-American and member of the Golden Spikes Award watch list
- Tabbed Second Team All-SEC and ABCA First Team All-Region in 2018

CAREER STATISTICS

YEAR	AVG	GP-GS	AB	R	H	2B	3B	HR	RBI	SB-A
2017	.209	45-41	134	23	28	7	1	3	18	4-4
2018	.313	66-65	249	61	78	18	0	12	52	9-11
2019	.192	7-7	26	5	5	2	0	0	4	3-4
TOTAL	.271	118-113	409	89	111	27	1	15	74	16-19

CAREER HIGHS
At Bats: 6, two times
Runs: 4, at Alabama (4/21 - G2)
Hits: 4, vs. LSU (5/17/18)
Doubles: 2, two times
HR: 2, two times
RBI: 4, two times

SEASON HIGHS
At Bats: 5, two times
Runs: 3, vs. GS (2/15)
Hits: 2, two times
Doubles: 1, two times
HR: --
RBI: 2, at UCF (2/24)

16 • KASON HOWELL OF

6-0 • 185 • FR • Argyle, Texas • Liberty Christian

- Drew the bases-loaded walk in the series finale vs. Georgia Southern that lifted Auburn to a series win
- Drafted in the 20th rd of the 2018 MLB Draft by Boston

CAREER STATISTICS

YEAR	AVG	GP-GS	AB	R	H	2B	3B	HR	RBI	SB-A
2019	.345	8-8	29	8	10	1	0	0	5	1-2

SEASON HIGHS
At Bats: 4, six times
Runs: 3, vs. AAMU (2/19)
Hits: 3, vs. AAMU (2/20)
Doubles: 1, GS (2/16)
HR: --
RBI: 1, five times

10 • EDOUARD JULIEN IF

6-1 • 183 • SO • Quebec City, Quebec • Cardinal-Roy

- Led the SEC and all freshmen nationally and broke Frank Thomas' Auburn freshman record with 69 RBI in 2018
- Named a freshman All-American by multiple publications and ABCA Second Team All-Region
- Leads the team with four multi-hit and multi-RBI games

CAREER STATISTICS

YEAR	AVG	GP-GS	AB	R	H	2B	3B	HR	RBI	SB-A
2018	.275	62-59	207	47	57	7	0	17	69	7-10
2019	.360	7-7	25	9	9	1	0	4	11	2-2
TOTAL	.284	69-66	232	56	66	8	0	21	80	9-12

CAREER HIGHS
At Bats: 5, seven times
Runs: 5, vs. Alabama A&M (4/3/18)
Hits: 3, four times
Doubles: 2, Alabama A&M (4/3/18)
HR: 2, vs. AAMU (2/20/19)
RBI: 4, six times

SEASON HIGHS
At Bats: 5, two times
Runs: 3, vs. AAMU (2/20)
Hits: 2, four times
Doubles: 1, vs. GS (2/16)
HR: 2, vs. AAMU (2/20)
RBI: 3, two times

2 • EVERETT LAU IF/OF

5-10 • 185 • JR • Oahu, Hawaii • College of San Mateo

- Earned his first career start last Tuesday and went 2-for-3 with a walk and RBI
- Two-time Golden Gate League First Team All-Conference

CAREER STATISTICS

YEAR	AVG	GP-GS	AB	R	H	2B	3B	HR	RBI	SB-A
2017*	.381	33-42	126	38	48	9	4	0	32	--
2018*	.381	45-45	181	48	69	17	2	4	45	--
2019	.250	4-2	8	1	2	0	0	0	1	0-0

SEASON HIGHS
At Bats: 4, vs. AAMU (2/19)
Runs: 1, vs. GS (2/17/19)
Hits: 2, vs. AAMU (2/19)
RBI: 1, vs. AAMU (2/19)
 *JUCCO

6 • MATT SCHEFFLER C

6-2 • 190 • JR • Kirkland, Wash. • Pierce

- Went 3-for-5 and scored a pair of runs in the series finale at UCF
- 2018 Tacoma Athletic Commission Player of the Year

CAREER STATISTICS

YEAR	AVG	GP-GS	AB	R	H	2B	3B	HR	RBI	SB-A
2017*	.349	36-36	126	26	44	5	1	2	19	--
2018*	.369	42-42	160	51	59	12	2	1	22	--
2019	.240	7-5	25	4	6	1	0	0	2	2-2

SEASON HIGHS
At Bats: 5, two times
Runs: 2, at UCF (2/24)
Hits: 3, at UCF (2/24)
RBI: 1, two times
 *JUCCO

1 • JUDD WARD OF

6-1 • 195 • SO • Russellville, Ala. • Russellville

- Drove in a career-high three runs in the series finale at UCF
- Hit his first collegiate HR and drove in a pair vs. Alabama A&M last Wednesday
- Has reached base in all eight games this season

CAREER STATISTICS

YEAR	AVG	GP-GS	AB	R	H	2B	3B	HR	RBI	SB-A
2018	.250	37-21	84	9	21	2	1	0	8	0-2
2019	.323	8-8	31	7	10	1	1	1	6	1-2
TOTAL	.270	45-29	115	16	31	3	2	1	14	1-4

CAREER HIGHS
At Bats: 5, six times
Runs: 2, two times
Hits: 3, vs. GS (2/16/19)
Doubles: 1, three times
HR: 1, vs. AAMU (2/20/19)
RBI: 3, at UCF (2/24/19)

SEASON HIGHS
At Bats: 5, three times
Runs: 2, two times
Hits: 3, vs. GS (2/16/19)
Doubles: 1, vs. AAMU (2/19)
HR: 1, vs. AAMU (2/20)
RBI: 3, at UCF (2/24)

41 • STEVEN WILLIAMS OF

6-3 • 216 • SO • Albany, Ga. • Deerfield-Windsor

- Went 3-for-5 with two runs scored, a home run and three RBI in the series finale at UCF
- Has reached base in 14 straight games dating back to last season
- Named a freshman All-American by multiple publications and to the SEC All-Freshman Team

CAREER STATISTICS

YEAR	AVG	GP-GS	AB	R	H	2B	3B	HR	RBI	SB-A
2018	.291	65-65	244	54	71	10	1	12	51	1-1
2019	.207	8-8	29	5	6	1	0	1	5	1-1
TOTAL	.282	73-73	273	59	77	11	1	13	56	2-2

CAREER HIGHS
At Bats: 6, vs. Bryant (2/23/18)
Runs: 4, two times
Hits: 4, three times
Doubles: 2, vs. BYU (G1 - 3/3/18)
HR: 1, 13 times
RBI: 7, vs. Longwood (2/17/18)

SEASON HIGHS
At Bats: 5, two times
Runs: 2, two times
Hits: 3, at UCF (2/24)
Doubles: 1, vs. AAMU (2/19)
HR: 1, at UCF (2/24)
RBI: 3, at UCF (2/24)

4 • RANKIN WOLEY IF

6-0 • 210 • JR • Atlanta, Ga. • Chattahoochee Valley

- Has reached base in eight games to start his Auburn career and hit his first HR in the series finale at UCF
- Named a 2018 NJCAA First Team All-American and the Alabama Community College Conference Player of the Year

CAREER STATISTICS

YEAR	AVG	GP-GS	AB	R	H	2B	3B	HR	RBI	SB-A
2017^	.267	26-8	45	8	12	4	1	0	5	0-0
2018*	.460	60-60	202	58	93	27	1	11	93	1-1
2019	.344	8-8	32	9	11	3	1	1	7	0-0

CAREER HIGHS
At Bats: 6, vs. GS (2/17/19)
Runs: 3, vs. Gulf Coast State (3/2/18)*
Hits: 4, two times*
Doubles: 3, vs. Faulkner (2/17/18)*
HR: 2, vs. Miami Dade (2/10/18)*
RBI: 5, at Wallace-Selma (4/21/18)
 ^at LSU
 *JUCCO

SEASON HIGHS
At Bats: 6, vs. GS (2/17)
Runs: 2, three times
Hits: 3, vs. AAMU (2/19)
Doubles: 1, three times
HR: 1, at UCF (2/24)
RBI: 2, two times

PITCHER PROFILES

14 • ELLIOTT ANDERSON LHP

6-3 • 212 • JR • Cartersville, Ga. • Cartersville

- Hasn't allowed a run in 11.1 innings dating back to last year
- Matched a career high in innings pitched and strikeouts in the season opener vs. Georgia Southern

YEAR	ERA	W-L	G/S	IP	H	R	ER	BB	K	BAA
2017	6.39	1-0	14/0	12.2	20	9	9	8	9	.370
2018	3.64	5-0	24/0	29.2	25	18	12	15	32	.229
2019	0.00	1-0	4/0	9.0	6	0	0	2	11	.188
TOTAL	3.68	7-0	42/0	51.1	51	27	21	25	52	.262

CAREER HIGHS
 Innings: 4.0, two times
 Hits: 4, at Mississippi State (4/29/17)
 Runs: 4, vs. South Alabama (3/7/17)
 Earned Runs: 4, vs. South Alabama (3/7/17)
 Strikeouts: 7, two times
 Walks: 2, three times
 Pitches: 51, vs. Samford (4/24/18)

SEASON HIGHS
 Innings: 4.0, vs. GS (2/15)
 Hits: 3, at UCF (2/22)
 Runs: --
 Earned Runs: --
 Strikeouts: 7, vs. GS (2/15)
 Walks: 2, at UCF (2/22)
 Pitches: 45, vs. GS (2/15)

32 • TANNER BURNS RHP

6-0 • 205 • SO • Decatur, Ala. • Decatur

- Named a preseason All-American and member of the Golden Spikes Award watch list
- Named a freshman All-American by multiple publications and to the SEC All-Freshman Team in 2018

YEAR	ERA	W-L	G/S	IP	H	R	ER	BB	K	BAA
2018	3.01	7-4	17/17	86.2	73	41	29	37	77	.225
2019	1.69	1-0	2/2	10.2	5	2	2	3	14	.135
TOTAL	2.87	8-4	19/19	97.1	78	43	31	40	91	.215

CAREER HIGHS
 Innings: 7.0, three times
 Hits: 7, vs. Northeastern (6/2/18)
 Runs: 4, four times
 Earned Runs: 4, vs. Vanderbilt (5/5/18)
 Strikeouts: 8, vs. Bryant (2/24/18)
 Walks: 4, two times
 Pitches: 105, vs. Ole Miss (5/23/18)

SEASON HIGHS
 Innings: 5.2, at UCF (2/22)
 Hits: 3, vs. GS (2/16)
 Runs: 1, two times
 Earned Runs: 1, two times
 Strikeouts: 7, two times
 Walks: 2, at UCF (2/22)
 Pitches: 96, at UCF (2/22)

13 • DAVIS DANIEL RHP

6-1 • 190 • JR • Montgomery, Ala. • St. James

- Drafted by Milwaukee in the 11th rd of the 2018 MLB Draft and elected to return to school
- Rated a top-100 junior by Perfect Game

YEAR	ERA	W-L	G/S	IP	H	R	ER	BB	K	BAA
2017	5.89	4-3	17/16	70.1	75	47	46	26	61	.273
2018	4.86	3-4	19/10	66.2	74	40	36	32	70	.278
2019	4.50	0-0	1/1	2.0	4	2	1	0	4	.364
TOTAL	5.37	7-7	37/27	139.0	153	89	83	58	135	.277

CAREER HIGHS
 Innings: 8.0, at Tennessee (4/15/17)
 Hits: 9, at Texas A&M (4/9/17)
 Runs: 7, two times
 Earned Runs: 7, two times
 Strikeouts: 8, two times
 Walks: 4, three times
 Pitches: 109, vs. Missouri (3/31/18)

SEASON HIGHS
 Innings: 2.0, vs. GS (2/15)
 Hits: 4, vs. GS (2/15)
 Runs: 2, vs. GS (2/15)
 Earned Runs: 1, vs. GS (2/15)
 Strikeouts: 4, vs. GS (2/15)
 Walks: --
 Pitches: 47, vs. GS (2/15)

43 • RICHARD FITTS RHP

6-23 • 185 • FR • Helena, Ala. • Helena

- Struck out a pair of batters in the series finale at UCF
- Made his collegiate debut in the series finale vs. Georgia Southern

YEAR	ERA	W-L	G/S	IP	H	R	ER	BB	K	BAA
2019	4.15	0-0	2/0	4.1	4	2	2	1	2	.250

SEASON HIGHS
 Innings: 2.1, vs. GS (2/17)
 Hits: 2, two times
 Runs: 1, two times
 Earned Runs: 1, two times
 Strikeouts: 2, at UCF (2/24)
 Walks: 1, vs. GS (2/17)
 Pitches: 47, vs. GS (2/15)

18 • BROOKS FULLER LHP

6-12 • 215 • FR • Auburn, Ala. • Auburn

- Named the 2018 ASWA Pitcher and Player of the Year
- Made his first career start and pitched 3.0 innings with three strikeouts vs. Alabama A&M last Wednesday

YEAR	ERA	W-L	G/S	IP	H	R	ER	BB	K	BAA
2019	2.25	0-0	2/1	4.0	3	3	1	3	3	.214

SEASON HIGHS
 Innings: 3.0, vs. AAMU (2/20)
 Hits: 2, vs. AAMU (2/20)
 Runs: 2, vs. AAMU (2/20)
 Earned Runs: 1, vs. GS (2/16/19)
 Strikeouts: 3, vs. AAMU (2/20)
 Walks: 2, vs. AAMU (2/20)
 Pitches: 46, vs. AAMU (2/20)

23 • PEYTON GLAVINE LHP

5-11 • 176 • SO • Alpharetta, Ga. • Blessed Trinity

YEAR	ERA	W-L	G/S	IP	H	R	ER	BB	K	BAA
2018	27.00	0-0	5/0	3.0	10	9	9	2	5	.526
2019	0.00	0-0	2-0	1.2	3	0	0	2	3	.375
TOTAL	17.36	0-0	7/0	4.2	13	9	9	4	8	.481

CAREER HIGHS
 Innings: 1.0, four times
 Hits: 5, vs. Northeastern (3/10/18)
 Runs: 6, vs. Northeastern (3/10/18)
 Earned Runs: 6, vs. Northeastern (3/10/18)
 Strikeouts: 3, vs. Longwood (2/17/18)
 Walks: 2, vs. AAMU (2/20/19)
 Pitches: 35, vs. AAMU (2/20/19)

SEASON HIGHS
 Innings: 1.0, vs. AAMU (2/20)
 Hits: 3, vs. AAMU (2/20)
 Runs: --
 Earned Runs: --
 Strikeouts: 2, vs. AAMU (2/20)
 Walks: 2, vs. AAMU (2/20)
 Pitches: 35, vs. AAMU (2/20)

36 • KYLE GRAY LHP

5-10 • 205 • R-JR • Austin, Texas • Blinn

- Ranked in the top-50 in the NJCAA in strikeouts and K/9.0 in 2018

YEAR	ERA	W-L	G/S	IP	H	R	ER	BB	K	BAA
2017*	7.85	0-0	11/--	18.1	27	16	16	9	25	--
2018*	2.73	7-1	12/--	66.0	56	25	20	19	91	--
2019	8.31	0-1	2/2	4.1	5	6	4	4	4	.278

CAREER HIGHS
 Innings: 7.0, four times*
 Hits: 9, at Alvin (4/20/18)*
 Runs: 6, two times*
 Earned Runs: 6, two times*
 Strikeouts: 12, vs. Laredo (3/24/18)*
 Walks: 4, vs. Temple (2/16/18)*
 Pitches: --
 *JUCO

SEASON HIGHS
 Innings: 3.0, vs. GS (2/17)
 Hits: 3, at UCF (2/23)
 Runs: 4, at UCF (2/23)
 Earned Runs: 4, at UCF (2/23)
 Strikeouts: 3, vs. GS (2/17)
 Walks: 2, two times
 Pitches: 69, vs. GS (2/17)

20 • CODY GREENHILL RHP

6-4 • 216 • SO • Russellville, Ala. • Russellville

- Picked up his first save of the season in the series opener at UCF and finished the game in the series finale
- Named a freshman All-American by multiple publication and to the SEC All-Freshman Team
- Earned a spot on the 2019 NCBA Stopper of the Year Award watch list

YEAR	ERA	W-L	G/S	IP	H	R	ER	BB	K	BAA
2018	2.30	6-3	21/0	58.2	53	17	15	19	55	.242
2019	1.80	0-0	3/0	5.0	4	1	1	1	1	.235
TOTAL	2.26	6-3	24/0	63.2	57	18	16	20	56	.242

CAREER HIGHS
 Innings: 5.0, at Florida (4/27/18)
 Hits: 6, two times
 Runs: 3, two times
 Earned Runs: 3, at N.C. State (6/3/18)
 Strikeouts: 5, two times
 Walks: 3, vs. Georgia State (2/20/18)
 Pitches: 86, at N.C. State (6/3/18)

SEASON HIGHS
 Innings: 2.2, vs. GS (2/16)
 Hits: 4, vs. GS (2/16)
 Runs: 1, vs. GS (2/16)
 Earned Runs: 1, vs. GS (2/16)
 Strikeouts: 1, at UCF (2/22)
 Walks: 1, vs. GS (2/16)
 Pitches: 34, vs. GS (2/16)

8 • BAILEY HORN LHP

6-2 • 212 • R-SO • West, Texas • McLennan

- Rated a top-75 junior college prospect by Perfect Game
- Missed last season with an arm injury

YEAR	ERA	W-L	G/S	IP	H	R	ER	BB	K	BAA
2017*	3.86	7-0	15/--	77.0	68	44	33	34	77	--
2019	9.00	0-0	2/1	4.0	7	4	4	1	0	.368

CAREER HIGHS
 Innings: 7.1, vs. Grayson (3/8/17)*
 Hits: 7, two times*
 Runs: 6, vs. San Jac-North (5/30/17)*
 Earned Runs: 6, vs. San Jac (5/30/17)*
 Strikeouts: 8, at North Central Texas (4/19/17)*
 Walks: 4, three times*
 Pitches: --
 *JUCO

SEASON HIGHS
 Innings: 3.0, vs. GS (2/17)
 Hits: 5, at UCF (2/24)
 Runs: 4, at UCF (2/24)
 Earned Runs: at UCF (2/24)
 Strikeouts: --
 Walks: 1, vs. GS (2/17)
 Pitches: 52, vs. GS (2/17)

33 • WILL MORRISON RHP

6-2 • 180 • FR • Cullman, Ala. • Cullman

- Struck out five of eight batters faced vs. Alabama A&M
- Named the 2018 6A Pitcher of the Year by AL.com
- Two-time Collegiate Baseball First Team High School All-American

YEAR	ERA	W-L	G/S	IP	H	R	ER	BB	K	BAA
2019	6.23	0-0	3/0	4.1	4	3	3	1	5	.250

SEASON HIGHS
 Innings: 2.0, two times
 Hits: 2, vs. GS (2/16)
 Runs: 2, vs. GS (2/16)
 Earned Runs: 2, vs. GS (2/16)
 Strikeouts: 5, vs. AAMU (2/19)
 Walks: 1, vs. AAMU (2/19)
 Pitches: 40, vs. AAMU (2/19)

44 • JACK OWEN LHP

6-2 • 174 • SO • Aliso Viejo, Calif. • JSerra Catholic

- Turned in a career-high eight strikeouts in 4.1 innings of relief at UCF (Feb. 23)
- Hasn't allowed an earned run in 10.0 innings dating back to last season

YEAR	ERA	W-L	G/S	IP	H	R	ER	BB	K	BAA
2018	5.97	2-2	14/7	34.2	43	24	23	16	35	.312
2019	0.00	1-0	2/0	9.0	7	1	0	2	12	.219
TOTAL	4.74	3-2	16/7	43.2	50	25	23	18	47	.294

CAREER HIGHS
 Innings: 5.1, vs. Samford (4/24/18)
 Hits: 9, at Georgia Tech (3/20/18)
 Runs: 6, at Georgia Tech (3/20/18)
 Earned Runs: at Georgia Tech (3/20/18)
 Strikeouts: 8, at UCF (2/23)
 Walks: 2, five times
 Pitches: 93, at Troy (5/15/18)

SEASON HIGHS
 Innings: 4.2, vs. GS (2/17)
 Hits: 4, vs. GS (2/17)
 Runs: 1, at UCF (2/23)
 Earned Runs: --
 Strikeouts: 8, at UCF (2/23)
 Walks: 2, vs. GS (2/17)
 Pitches: 79, at UCF (2/23)

29 • CARSON SKIPPER LHP

6-3 • 195 • FR • Trussville, Ala. • Hewitt-Trussville

- Made his first collegiate start and earned the win while striking out eight batters vs. Alabama A&M last Tuesday
- Three-time ASWA 7A First Team All-State honoree
- 2018 AL.com All-Birmingham Player of the Year

YEAR	ERA	W-L	G/S	IP	H	R	ER	BB	K	BAA
2019	3.00	2-0	3/1	9.0	8	4	3	4	10	.235

SEASON HIGHS
 Innings: 4.0, vs. AAMU (2/19)
 Hits: 3, two times
 Runs: 3, at UCF (2/24)
 Earned Runs: 3, at UCF (2/24)
 Strikeouts: 8, vs. AAMU (2/19)
 Walks: 3, at UCF (2/24)
 Pitches: 67, vs. AAMU (2/19)

40 • GARRETT WADE LHP

6-2 • 205 • FR • Hartselle, Ala. • Hartselle

- Picked up his first career win in relief vs. Alabama A&M
- Named a 2017 Under Armour All-American and the 2018 Alabama Gatorade Player of the Year
- Drafted in the 38th rd of the 2018 MLB Draft by Tampa Bay

CAREER STATISTICS

YEAR	ERA	W-L	G/S	IP	H	R	ER	BB	K	BAA
2019	0.00	1-0	2/0	4.0	3	0	0	1	5	.214

SEASON HIGHS

Innings: 4.0, vs. AAMU (2/20)

Hits: 3, vs. AAMU (2/20)

Runs: --

Earned Runs: --

Strikeouts: 4, vs. AAMU (2/20)

Walks: 1, vs. AAMU (2/20)

Pitches: 61, vs. AAMU (2/19)

37 • RYAN WATSON RHP

6-5 • 215 • JR • Auburn, Ala. • Auburn

- Is holding opponents to a career-best .227 batting average through three appearances
- Entered the game last Wednesday with the bases loaded and nobody out and escaped the jam

CAREER STATISTICS

YEAR	ERA	W-L	G/S	IP	H	R	ER	BB	K	BAA
2017	5.17	1-1	22/2	31.1	39	21	18	11	22	.298
2018	4.76	0-0	7/2	11.1	13	6	6	5	9	.310
2019	4.05	0-1	3/0	6.2	5	3	3	0	3	.227
TOTAL	4.93	1-2	32/4	49.1	57	30	27	16	34	.292

CAREER HIGHS

Innings: 3.1, three times

Hits: 5, two times

Runs: 3, two times

Earned Runs: 3, two times

Strikeouts: 3, two times

Walks: 3, vs. Memphis (3/14/18)

Pitches: 60, vs. Memphis (3/14/18)

SEASON HIGHS

Innings: 3.1, vs. GS (2/16)

Hits: 3, at UCF (2/23)

Runs: 2, vs. GS (2/16)

Earned Runs: 2, vs. GS (2/16)

Strikeouts: 2, vs. GS (2/16)

Walks: --

Pitches: 44, vs. GS (2/16)

BIG INNINGS

Innings with four or more runs

AUBURN - 4

Date	Opponent	Inn.	Batters	R	H	E	Score
2/15	Georgia Southern	1	10	5	4	1	5-1
2/16	Georgia Southern	3	8	4	4	1	4-0
2/19	Alabama A&M	3	9	4	2	2	5-1
2/24	at UCF	4	7	4	4	0	9-6

Record with a big inning: 3-1

Record without a big inning: 3-1

OPPONENT - 1

Date	Opponent	Inn.	Batters	R	H	E	Score
2/24	at UCF	2	8	4	5	1	3-5

Record when allowing a big inning: 1-0

Record when not allowing a big inning: 5-2

AUBURN IN THE NATIONAL AND SEC RANKINGS

(As of Feb. 27)

TEAM	TOTAL	NCAA	SEC
Triples	4	10	1
Walks	50	13	3
Sac Flies	6	14	2
Sac Bunts	6	20	1
BB/9.0 IP	2.85	30	6
Hits	77	37	5
Home Runs	8	40	6
Runs	58	40	8
K-BB Ratio	3.16	41	9
ERA	2.73	42	5
Stolen Bases	12	44	6
WHIP	1.18	46	7

INDIVIDUAL

14 ELLIOTT ANDERSON	TOTAL	NCAA	SEC
ERA	0.00	1	1

17 WILL HOLLAND	TOTAL	NCAA	SEC
Walks	9	26	2

10 EDOUARD JULIEN	TOTAL	NCAA	SEC
Home Runs	4	8	2
Walks	9	26	2
Slugging	.880	37	4
RBI	11	43	7

44 JACK OWEN	TOTAL	NCAA	SEC
ERA	0.00	1	1

29 CARSON SKIPPER	TOTAL	NCAA	SEC
Wins	2	6	1

41 STEVEN WILLIAMS	TOTAL	NCAA	SEC
Sac Bunts	2	23	2

GAMEDAY EXPERIENCE: SAMFORD STADIUM-HITCHCOCK FIELD AT PLAINSMAN PARK

» Auburn's baseball home for the past 68 seasons, Samford Stadium-Hitchcock Field at Plainsman Park seats 4,096, including 3,227 chairback seats. Auburn's baseball field has been called a renaissance of Camden Yard proportions and received a new 24x64 foot video board, sound system and lighting prior to 2017.



PITCHING CAREERS

ELLIOTT ANDERSON'S CAREER APPEARANCES

2017 - FRESHMAN YEAR

Date	Opp (Res.)	DEC	QS	IP	H	R	ER	BBSO	HR	ERA	NP
2/17	GEORGE WASHINGTON (W, 9-0)	-	-	1.0	0	0	0	0	1	0.00	9
2/22	FLORIDA A&M (W, 12-8)	-	-	0.0	2	3	3	2	0	27.00	14
3/3	LIPSCOMB (W, 8-0)	-	-	0.1	1	0	0	1	1	20.25	20
3/7	SOUTH ALABAMA (L, 3-14)	-	-	0.2	3	4	4	2	1	31.50	22
3/10	PRESBYTERIAN (L, 8-11)	-	-	0.2	0	0	0	0	0	23.62	2
3/15	JACKSONVILLE STATE (W, 10-1)	-	-	2.0	3	0	0	0	1	13.50	25
4/25	TROY (L, 2-5)	-	-	1.2	2	0	0	0	2	9.95	22
4/29	at #7 Mississippi State (W, 5-3)	W	-	2.1	4	1	1	0	1	8.31	36
5/7	ALABAMA (L, 9-11)	-	-	0.2	0	0	0	1	0	7.71	11
5/9	at UAB (L, 2-8)	-	-	1.1	2	1	1	1	1	7.59	31
5/12	at #10 LSU (L, 3-5)	-	-	0.1	1	0	0	0	0	7.36	3
5/20	OLE MISS (L, 4-8)	-	-	1.1	1	0	0	0	1	6.57	19
5/24	vs. #4 Florida (L, 4-5)	-	-	0.0	0	0	0	1	0	6.57	5
6/5	at #16 Florida State (L, 0-6)	-	-	0.1	1	0	0	0	0	6.39	8

2018 - SOPHOMORE YEAR

Date	Opp (Res.)	DEC	QS	IP	H	R	ER	BBSO	HR	ERA	NP
2/18	LONGWOOD (W, 3-0)	-	-	2.0	1	0	0	1	2	0.00	31
2/21	TROY (W, 6-5)	-	-	0.1	3	3	0	1	0	0.00	21
2/24	BRYANT (W, 13-4)	W	-	2.1	0	0	0	0	0	0.00	34
2/27	at #15 South Alabama (W, 7-6)	W	-	1.0	1	2	2	1	2	3.18	19
3/2	BYU (W, 4-3)	-	-	0.0	1	0	0	0	0	3.18	2
3/6	at UAB (W, 11-8)	-	-	1.0	2	2	0	0	1	2.70	21
3/13	GEORGIA TECH (W, 12-7)	W	-	3.1	2	3	3	1	3	4.50	45
3/17	#6 TEXAS A&M (W, 11-5)	-	-	1.0	2	1	1	1	1	4.91	26
3/20	at Georgia Tech (L, 6-4)	-	-	2.0	2	0	0	2	4	4.15	45
3/23	at #8 Kentucky (L, 5-4)	-	-	0.0	0	0	0	0	0	4.15	1
3/25	at #8 Kentucky (L, 13-3)	-	-	0.0	1	2	2	1	0	5.54	13
3/27	vs. Alabama (W, 5-2)	-	-	0.0	0	0	0	1	0	5.54	5
4/3	ALABAMA A&M (W, 19-5)	W	-	1.2	0	0	0	0	1	4.91	18
4/10	at Samford (L, 12-3)	-	-	1.2	0	1	0	1	1	4.41	28
4/14	MISSISSIPPI STATE (L, 7-2)	-	-	1.0	0	0	0	1	1	4.15	20
4/17	UAB (W, 12-2)	W	-	4.0	0	0	0	1	7	3.37	48
4/24	SAMFORD (W, 7-2)	-	-	3.2	3	0	0	1	4	2.88	51
4/26	at #1 Florida (L, 3-1)	-	-	0.2	1	0	0	1	1	2.81	16
5/5	#17 VANDERBILT (W, 11-5)	-	-	0.2	2	1	1	1	0	3.08	10
5/10	at #5 Ole Miss (L, 5-4)	-	-	0.2	1	0	0	0	0	3.00	10
5/11	at #5 Ole Miss (L, 8-3)	-	-	1.0	1	1	1	0	1	3.21	15
5/15	at Troy (L, 9-5)	-	-	0.1	2	2	2	0	0	3.81	9
5/25	vs. #4 Ole Miss (L, 7-0)	-	-	0.1	0	0	0	0	1	3.77	4
6/2	vs. Army (W, 12-1)	-	-	1.0	1	0	0	0	2	3.64	18

2019 - JUNIOR YEAR

Date	Opp (Res.)	DEC	QS	IP	H	R	ER	BBSO	HR	ERA	NP
2/15	GEORGIA SOUTHERN (W, 11-2)	W	-	4.0	2	0	0	0	7	0.00	45
2/19	ALABAMA A&M (W, 10-1)	-	-	2.0	1	0	0	0	2	0.00	29
2/22	at UCF (W, 4-1)	-	-	2.0	3	0	0	2	2	0.00	42
2/24	at UCF (W, 13-9)	-	-	1.0	0	0	0	0	0	0.00	9

TANNER BURNS' CAREER APPEARANCES

*-Starter

2018 - FRESHMAN YEAR

Date	Opp (Res.)	DEC	QS	IP	H	R	ER	BBSO	HR	ERA	NP
2/18	*LONGWOOD (W, 3-0)	W	-	5.0	4	0	0	0	6	0.00	64
2/24	*BRYANT (W, 3-1)	-	X	7.0	2	1	1	2	8	0.75	96
3/3	*BYU (W, 9-5)	W	-	5.0	4	1	1	2	4	1.06	79
3/10	*NORTHEASTERN (L, 2-1)	L	-	4.1	5	2	2	4	5	1.69	84
3/18	*#6 TEXAS A&M (L, 5-1)	L	-	5.0	5	3	2	3	4	1.05	84
3/25	*at #8 Kentucky (L, 13-3)	L	-	2.0	4	4	3	2	1	2.86	50
4/1	*#24 MISSOURI (L, 5-0)	L	-	5.0	1	4	0	3	6	1.24	94
4/8	*at #5 Arkansas (L, 5-4)	-	X	6.0	4	2	1	2	7	0.29	94
4/15	*MISSISSIPPI STATE (W, 7-5)	-	-	4.2	5	3	3	1	4	1.26	71
4/21	*at Alabama (W, 5-0)	W	X	7.0	4	0	0	1	7	0.29	99
4/27	*at #1 Florida (W, 11-5)	-	-	4.0	3	3	2	6	2	2.62	85
5/5	*#17 VANDERBILT (W, 11-5)	W	-	5.0	5	4	4	2	5	1.00	79
5/12	*at #5 Ole Miss (L, 10-3)	-	-	1.2	3	3	3	1	0	3.36	40
5/17	*LSU (W, 11-4)	W	X	6.0	6	4	2	2	4	1.33	97
5/23	*vs. #4 Ole Miss (W, 9-3)	W	X	7.0	6	3	1	2	3	0.31	105
6/1	*vs. Northeastern (W, 13-4)	W	X	6.0	7	3	2	1	2	1.32	96
6/10	*vs. #1 Florida (W, 3-2)	-	X	6.0	5	1	1	4	3	0.31	97

2019 - SOPHOMORE YEAR

Date	Opp (Res.)	DEC	QS	IP	H	R	ER	BBSO	HR	ERA	NP
2/16	*GEORGIA SOUTHERN (L, 5-7)	-	-	5.0	3	1	1	1	7	1.80	74
2/22	*at UCF (W, 4-1)	W	-	5.2	2	1	1	2	7	1.69	96

DAVIS DANIEL'S CAREER APPEARANCES

*-Starter

2017 - FRESHMAN YEAR

Date	Opp (Res.)	DEC	QS	IP	H	R	ER	BB	SO	HR	ERA	NP
2/19	*GEORGE WASHINGTON (W, 4-3)	-	-	4.1	7	2	2	0	3	0	4.15	75
2/26	*HOLY CROSS (W, 13-4)	-	-	4.1	5	2	2	0	6	1	4.15	72
3/5	*LIPSCOMB (L, 7-8)	-	-	1.1	5	5	5	2	1	0	8.10	45
3/8	*KENNESAW STATE (W, 6-4)	-	-	2.0	1	0	0	0	1	0	6.75	19
3/12	*PRESBYTERIAN (W, 8-0)	W	X	6.0	3	0	0	2	8	0	4.50	92
3/19	*#5 FLORIDA (W, 6-5)	-	-	2.1	3	4	4	1	0	0	5.75	45
3/26	*at Georgia (W, 4-1)	W	X	6.0	4	0	0	1	6	0	4.44	-
4/1	*#6 SOUTH CAROLINA (L, 0-7)	L	-	5.1	4	4	4	2	4	0	4.83	93
4/9	*at Texas A&M (L, 1-3)	L	-	5.1	9	3	3	1	5	0	4.86	90
4/15	*at Tennessee (W, 8-1)	W	X	8.0	3	0	0	3	5	0	4.00	101
4/22	*#16 ARKANSAS (L, 3-7)	-	-	5.0	5	3	3	2	3	1	4.14	92
4/29	*at #7 Mississippi State (W, 17-8)	-	-	4.1	6	7	7	2	1	3	4.97	81
5/7	*ALABAMA (L, 9-11)	-	-	4.0	5	3	3	1	5	1	5.09	67
5/13	at #10 LSU (L, 1-9)	-	-	1.1	0	2	2	3	0	0	5.28	29
5/19	*OLE MISS (W, 9-1)	W	X	6.1	4	1	1	3	8	0	4.91	106
5/25	*vs. #13 Arkansas (L, 0-12)	L	-	3.1	6	7	7	2	5	2	5.58	65
6/4	*at #16 Florida State (L, 7-8)	-	-	1.0	5	4	3	1	0	0	5.89	42

2018 - SOPHOMORE YEAR

Date	Opp (Res.)	DEC	QS	IP	H	R	ER	BB	SO	HR	ERA	NP
2/17	*LONGWOOD (W, 25-1)	W	-	3.0	1	0	0	1	3	0	0.00	52
2/24	*BRYANT (13-4)	-	-	3.2	7	4	4	0	2	1	5.40	74
3/3	*BYU (W, 21-4)	W	-	6.0	6	4	4	2	5	1	5.68	93
3/10	*NORTHEASTERN (W, 14-8)	-	-	3.1	7	1	1	2	4	0	5.06	73
3/17	*#6 TEXAS A&M (W, 11-5)	-	-	4.2	5	3	1	4	5	0	4.35	94
3/25	*at #8 Kentucky (W, 4-3)	-	-	5.0	3	1	1	4	4	0	3.86	92
3/31	*#24 MISSOURI (L, 2-1)	L	X	6.2	5	2	1	2	7	0	3.34	109
4/7	*at #5 Arkansas (L, 13-2)	L	-	2.0	4	4	3	2	0	0	3.93	42
4/10	at Samford (L, 12-3)	-	-	1.1	4	2	2	1	2	1	4.29	33
4/14	*MISSISSIPPI STATE (L, 7-2)	L	-	3.0	7	6	6	2	5	0	5.35	69
4/21	at Alabama (W, 20-5)	W	-	4.1	2	1	1	1	3	0	5.02	53
4/28	at #1 Florida (L, 12-3)	-	-	0.1	3	2	2	2	0	0	5.40	21
5/6	*#17 VANDERBILT (W, 14-0)	-	-	1.0	1	0	0	0	2	0	5.28	18
5/10	*at #5 Ole Miss (L, 5-4)	L	-	5.0	6	5	5	2	5	2	5.66	77
5/18	LSU (L, 6-2)	-	-	2.1	1	0	0	1	5	0	5.40	42
5/22	vs. Kentucky (W, 4-3 [11])	-	-	5.1	6	2	2	2	6	0	5.21	82
6/3	at #11 N.C. State (W, 15-7)	-	-	1.1	2	1	1	0	2	0	5.25	16
6/9	at #1 Florida (L, 8-2)	-	-	3.0	3	2	2	0	4	2	5.28	42
6/11	at #1 Florida (L, 3-2)	-	-	5.1	1	0	0	4	6	0	4.86	87

2019 - JUNIOR YEAR

Date	Opp (Res.)	DEC	QS	IP	H	R	ER	BBSO	HR	ERA	NP	
2/15	*GEORGIA SOUTHERN (W, 11-2)	-	-	2.0	4	2	1	0	4	0	4.50	47

RICHARD FITT'S CAREER APPEARANCES

2019 - FRESHMAN YEAR

Date	Opp (Res.)	DEC	QS	IP	H	R	ER	BB	SO	HR	ERA	NP
2/17	GEORGIA SOUTHERN (W, 4-3)	-	-	2.1	2	1	1	1	0	0	3.86	47
2/24	at UCF (W, 13-9)	-	-	2.0	2	1	1	0	2	1	4.15	27

BROOKS FULLER'S CAREER APPEARANCES

*-Starter

2019 - FRESHMAN YEAR

Date	Opp (Res.)	DEC	QS	IP	H	R	ER	BB	SO	HR	ERA	NP
2/16	GEORGIA SOUTHERN (L, 5-7)	-	-	1.0	1	1	1	1	0	1	9.00	21
2/20	*ALABAMA A&M (W, 10-2)	-	-	3.0	2	2	0	2	3	0	2.25	46

CODY GREENHILL'S CAREER APPEARANCES

2018 - FRESHMAN YEAR											
Date	Opp (Res.)	DEC	QS	IP	H	R	ER	BBSO	HR	ERA	NP
2/16	LONGWOOD (W, 6-0)	-	-	1.0	1	0	0	1	0	0.00	23
2/20	GEORGIA STATE (W, 3-2)	W	-	3.1	0	0	0	3	4	0.00	66
2/24	BRYANT (W, 13-4)	-	-	2.0	3	0	0	0	4	0.00	39
2/27	at #15 South Alabama (W, 7-6)	-	-	2.0	2	0	0	1	1	0.00	26
3/3	BYU (W, 9-5)	-	-	3.1	5	1	1	1	4	0.77	48
3/6	at UAB (W, 11-8)	-	-	2.0	0	0	0	0	3	0.66	20
3/10	NORTHEASTERN (L, 2-1)	-	-	4.2	1	0	0	1	4	0.49	59
4/3	ALABAMA A&M (W, 19-5)	-	-	1.0	1	0	0	0	1	0.47	15
4/8	at #5 Arkansas (L, 5-4)	L	-	1.2	1	1	1	2	1	0.86	33
4/15	MISSISSIPPI STATE (W, 7-5)	W	-	4.1	5	2	2	0	5	1.42	78
4/21	at Alabama (W, 5-0)	-	-	2.0	2	0	0	1	4	1.32	38
4/27	at #1 Florida (W, 11-5)	W	-	5.0	6	2	2	2	3	1.67	81
5/5	#17 VANDERBILT (W, 11-5)	-	-	3.1	1	0	0	2	3	1.51	44
5/12	at #5 Ole Miss (L, 10-3)	L	-	4.2	3	1	1	1	3	1.56	69
5/17	LSU (W, 11-4)	-	-	3.0	3	0	0	0	2	1.45	39
5/19	LSU (W, 14-5)	-	-	2.0	3	3	1	1	3	1.59	38
5/22	vs. Kentucky (W, 4-3[11])	W	-	3.0	3	0	0	0	2	1.49	36
5/25	vs. #4 Ole Miss (L, 7-0)	-	-	2.2	4	2	2	0	2	1.76	48
6/3	at #11 N.C. State (W, 15-7)	W	-	4.1	6	3	3	2	5	2.11	86
6/10	vs. #1 Florida (W, 3-2)	W	-	3.0	2	1	1	1	1	2.16	42
6/11	at #1 Florida (L, 3-2)	L	-	0.1	1	1	1	0	0	2.30	8

2019 - SOPHOMORE YEAR

Date	Opp (Res.)	DEC	QS	IP	H	R	ER	BBSO	HR	ERA	NP
2/16	GEORGIA SOUTHERN (L, 5-7)	-	-	2.2	4	1	1	1	0	3.38	34
2/22	at UCF (W, 4-1)	-	-	1.1	0	0	0	0	1	2.25	18

RYAN HOERTER'S CAREER APPEARANCES

*-Starter

2018 - FRESHMAN YEAR

Date	Opp (Res.)	DEC	QS	IP	H	R	ER	BB	SO	HR	ERA	NP
2/17	LONGWOOD (W, 25-1)	-	-	1.0	1	0	0	0	0	0	0.00	9
2/24	BRYANT (W, 13-4)	-	-	1.0	0	0	0	0	1	0	0.00	13
3/6	*at UAB (W, 11-8)	-	-	3.0	3	4	4	2	1	1	7.20	64
3/13	*GEORGIA TECH (W, 12-7)	-	-	1.0	1	0	0	4	1	0	6.00	35
3/25	at #8 Kentucky (L, 13-3)	-	-	1.0	3	2	2	0	1	1	7.71	18
4/3	ALABAMA A&M (W, 19-5)	-	-	1.0	0	0	0	1	1	0	6.75	18
4/7	at #5 Arkansas (L, 13-2)	-	-	0.2	1	0	0	0	0	0	6.23	10

BAILEY HORN'S CAREER APPEARANCES

2019 - REDSHIRT SOPHOMORE YEAR

Date	Opp (Res.)	DEC	QS	IP	H	R	ER	BB	SO	HR	ERA	NP
2/17	GEORGIA SOUTHERN (W, 4-3)	-	-	3.0	2	0	0	1	0	0	0.00	52
2/24	*at UCF (W, 13-9)	-	-	1.0	5	4	4	0	0	1	9.00	30

WILL MORRISON'S CAREER APPEARANCES

2019 - FRESHMAN YEAR

Date	Opp (Res.)	DEC	QS	IP	H	R	ER	BB	SO	HR	ERA	NP
2/16	GEORGIA SOUTHERN (L, 5-7)	-	-	0.1	2	2	2	0	0	0	54.00	8
2/19	ALABAMA A&M (W, 10-1)	-	-	2.0	1	0	0	1	5	0	7.71	40
2/24	at UCF (W, 13-9)	-	-	2.0	1	1	1	0	0	1	6.23	23

JACK OWEN'S CAREER APPEARANCES

*-Starter

2018 - FRESHMAN YEAR

Date	Opp (Res.)	DEC	QS	IP	H	R	ER	BB	SO	HR	ERA	NP
2/17	LONGWOOD (W, 25-1)	-	-	1.0	1	1	1	2	1	0	9.00	29
3/3	BYU (W, 21-4)	-	-	3.0	2	0	0	0	1	0	2.25	33
3/13	GEORGIA TECH (W, 12-7)	-	-	3.0	2	0	0	1	5	0	1.29	45
3/20	*at Georgia Tech (L, 6-4)	L	-	3.1	9	6	6	2	3	1	6.10	56
3/27	*vs. Alabama (W, 5-2)	W	-	4.0	1	0	0	2	4	0	4.40	73
4/1	#24 MISSOURI (L, 5-0)	-	-	1.0	1	0	0	0	1	0	4.11	18
4/3	ALABAMA A&M (W, 19-5)	-	-	1.0	4	2	2	0	1	1	4.96	26
4/7	at #5 Arkansas (L, 13-2)	-	-	0.0	1	4	4	3	0	0	7.16	20
4/10	*at Samford (L 12-3)	L	-	1.0	5	4	4	0	0	1	8.83	23
4/24	*SAMFORD (W, 7-2)	W	-	5.1	6	2	2	0	5	0	7.54	77
5/8	*SOUTH ALABAMA (W, 10-4)	-	-	4.0	3	3	2	1	6	0	7.09	66
5/11	at #5 Ole Miss (L, 8-3)	-	-	1.0	1	0	0	0	1	0	6.83	10
5/15	*at Troy (L, 9-5)	-	-	4.1	5	1	1	2	6	0	6.19	93
5/22	*vs. Kentucky (W, 4-30 [11])	-	-	2.2	2	1	1	3	1	1	5.97	43

2019 - SOPHOMORE YEAR

Date	Opp (Res.)	DEC	QS	IP	H	R	ER	BBSO	HR	ERA	NP	
2/17	GEORGIA SOUTHERN (W, 4-3)	W	-	4.2	4	0	0	2	4	0	0.00	67
2/23	at UCF (L, 1-6)	-	-	4.1	3	1	0	0	8	0	0.00	79

BLAKE SCHILLECI'S CAREER APPEARANCES

2018 - JUNIOR YEAR

Date	Opp (Res.)	DEC	QS	IP	H	R	ER	BB	SO	HR	ERA	NP
2/20	GEORGIA STATE (W, 3-2)	-	-	0.2	0	0	0	1	1	0	0.00	14
2/23	BRYANT (W, 15-7)	-	-	1.2	2	3	3	0	0	1	11.57	36
3/6	at UAB (W, 11-8)	-	-	0.2	1	0	0	1	1	0	9.00	11
3/10	NORTHEASTERN (W, 14-8)	-	-	0.1	1	1	1	1	0	1	10.80	11
3/14	MEMPHIS (W, 5-4)	-	-	1.2	1	0	0	0	1	0	7.20	22
3/25	at #8 Kentucky (L, 13-3)	-	-	0.2	3	2	2	0	0	0	9.53	15

2019 - SENIOR YEAR

Date	Opp (Res.)	DEC	QS	IP	H	R	ER	BB	SO	HR	ERA	NP
2/19	ALABAMA A&M (W, 10-1)	-	-	1.0	0	0	0	0	2	0	0.00	9

CARSON SKIPPER'S CAREER APPEARANCES

*-Starter

2019 - FRESHMAN YEAR

Date	Opp (Res.)	DEC	QS	IP	H	R	ER	BB	SO	HR	ERA	NP
2/15	GEORGIA SOUTHERN (W, 11-2)	-	-	3.0	3	0	0	1	1	0	0.00	48
2/19	*ALABAMA A&M (W, 10-1)	W	-	4.0	2	1	0	0	8	0	0.00	67
2/24	at UCF (W, 13-9)	W	-	2.0	3	3	3	3	1	1	3.00	58

GARRETT WADE'S CAREER APPEARANCES

2019 - FRESHMAN YEAR

Date	Opp (Res.)	DEC	QS	IP	H	R	ER	BB	SO	HR	ERA	NP
2/16	GEORGIA SOUTHERN (L, 5-7)	-	-	0.0	0	0	0	0	1	0	0.00	4
2/20	ALABAMA A&M (W, 10-2)	W	-	4.0	3	0	0	1	4	0	0.00	61

RYAN WATSON'S CAREER APPEARANCES

*-Starter

2017 - FRESHMAN YEAR

Date	Opp (Res.)	DEC	QS	IP	H	R	ER	BB	SO	HR	ERA	NP
2/18	GEORGE WASHINGTON (L, 5-9)	-	-	0.2	2	1	1	0	1	0	13.50	10
2/26	HOLY CROSS (W, 13-4)	-	-	1.0	0	0	0	0	2	0	5.40	15
3/3	LIPSCOMB (W, 8-0)	-	-	1.0	0	0	0	0	2	0	3.38	16
3/5	LIPSCOMB (L, 7-8)	-	-	1.1	1	0	0	1	2	0	2.25	29
3/10	PRESBYTERIAN (L, 8-11)	-	-	0.0	1	1	1	0	0	0	4.50	2
3/11	PRESBYTERIAN (W, 7-5)	W	-	1.1	1	2	0	2	1	0	3.38	37
3/14	UAB (W, 4-0)	-	-	2.0	0	0	0	0	2	0	2.45	23
3/17	#5 FLORIDA (W, 14-3)	-	-	2.2	2	1	1	0	2	0	2.70	28
3/21	at Georgia Tech (W, 7-4)	-	-	1.2	0	0	0	1	0	0	2.31	17
3/24	at Georgia (W, 2-1)	-	-	1.0	2	1	1	0	0	0	2.84	-
3/28	vs. Alabama (W, 4-3)	-	-	2.2	1	0	0	2	3	0	2.35	43
4/2	*#6 SOUTH CAROLINA (W, 6-5)	-	-	2.0	4	1	1	0	1	0	2.60	33
4/8	at Texas A&M (L, 3-6)	-	-	1.0	3	1	1	1	0	0	2.95	23
4/11	at Samford (W, 16-15)	-	-	1.0	1	0	0	1	1	0	2.79	21
4/15	at Tennessee (W, 8-1)	-	-	1.0	2	1	1	0	1	1	3.10	16
4/18	at Kennesaw State (W, 15-7)	-	-	1.0	2	2	2	1	1	0	3.80	20
4/23	*#16 ARKANSAS (W, 11-6)	-	-	3.0	5	2	2	0	0	0	4.07	43
5/7	ALABAMA (L, 9-11)	L	-	1.1	2	2	1	0	2	0	4.21	27
5/9	at UAB (L, 2-8)	-	-	0.2	4	3	3	0	0	0	5.13	16
5/20	OLE MISS (L, 4-8)	-	-	1.0	0	0	0	0	0	0	4.94	15
5/25	vs. #13 Arkansas (L, 0-12)	-	-	2.2	3	1	1	2	1	0	4.80	50
6/5	at #16 Florida State (L, 0-6)	-	-	1.1	3	2	2	0	0	0	5.17	23

2018 - SOPHOMORE YEAR

Date	Opp (Res.)	DEC	QS	IP	H	R	ER	BB	SO	HR	ERA	NP
2/17	LONGWOOD (W, 25-1)	-	-	1.0	0	0	0	0	1	0	0.00	13
2/20	*GEORGIA STATE (W, 3-2)	-	-	3.1	5	2	2	0	2	0	4.70	47
3/6	at UAB (W, 11-8)	-	-	0.0	1	0	0	1	0	0	4.15	5
3/14	*MEMPHIS (W, 5-4)	-	-	3.1	4	3	3	3	2	0	5.87	60
3/20	at Georgia Tech (L, 6-4)	-	-	1.2	0	0	0	1	3	0	4.82	25
3/25	at #8 Kentucky (L, 13-3)	-	-	1.0	2	1	1	0	1	0	5.23	24
4/3	ALABAMA A&M (W, 19-5)	-	-	1.0	1	0	0	0	0	0		

SUPERLATIVES AND MISCELLANEOUS NOTES

STARTS BY POSITION		
STARTING PITCHER		
Tanner Burns	2	1-1
Kyle Gray	2	1-1
Davis Daniel	1	1-0
Brooks Fuller	1	1-0
Bailey Horn	1	1-0
Carson Skipper	1	1-0
CATCHER		
Matt Scheffler	5	4-1
Chase Hall	3	2-1
FIRST BASE		
Rankin Woley	8	6-2
SECOND BASE		
Ryan Bliss	7	5-2
Everett Lau	1	1-0
THIRD BASE		
Edouard Julien	8	6-2
SHORTSTOP		
Will Holland	7	5-2
Ryan Bliss	1	1-0
LEFT FIELD		
Judd Ward	8	6-2
CENTER FIELD		
Kason Howell	8	6-2
RIGHT FIELD		
Steven Williams	8	6-2
DESIGNATED HITTER		
Conor Davis	7	5-2
Everett Lau	1	1-0

2019 AUBURN & OPPONENT HIGHS		
TEAM BATTING		
AUBURN	OPPONENT	
Runs in a game	13, at UCF (2/24)	9, UCF (2/24)
Runs in an inning	5, [1st] vs. GS (2/15)	4, [2nd] UCF (2/24)
Most Hits in a game	15, at UCF (2/24)	12, GS (2/16)
Fewest Hits in a game	5, two times	5, UCF (2/22)
Hits in an inning	5, [8th] vs. AAMU (2/20)	5, [2nd] UCF (2/24)
2B in a game	4, vs. AAMU (2/19)	2, four times
3B in a game	2, vs. AAMU (2/19)	N/A
HR in a game	3, two times	4, UCF (2/24)
SB in a game	4, vs. GS (2/15)	3, GS (2/15)
LOB in a game	12, vs. GS (2/17)	16, GS (2/17)
K in a game	10, at UCF (2/24)	17, AAMU (2/19)
BB in a game	9, two times	6, GS (2/17)
TEAM PITCHING		
AUBURN	OPPONENT	
K in a game	17, vs. AAMU (2/19)	10, UCF (2/24)
BB in a game	6, vs. GS (2/17)	9, two times
Pitchers used	7, vs. GS (2/16)	6, UCF (2/24)
Total Quality Starts	0	1
TEAM FIELDING		
AUBURN	OPPONENT	
Errors in a game	3, vs. GS (2/17)	4, AAMU (2/19)
DP turned in a game	2, at UCF (2/24)	2, three times
IND. BATTING		
AUBURN	OPPONENT	
Hits in a game	3, five times	3, three times
Runs in a game	3, three times	3, Beaver [UCF] (2/24)
2B in a game	1, 15 times	1, 12 times
3B in a game	1, four times	N/A
HR in a game	2, Julien vs. AAMU (2/20)	2, Beaver [UCF] (2/24)
RBI in a game	3, four times	2, five times
XBH in a game	2, two times	2, Beaver [UCF] (2/24)
SB in a game	2, Holland vs. GS (2/15)	1, 10 times
BB in a game	3, Julien at UCF (2/24)	3, Searcy [GS] (2/17)
HBP in a game	2, Howell at UCF (2/24)	2, Curry [GS] (2/17)
K in a game	3, three times	4, Brewton [AAMU] (2/20)
Hitting Streak	6 g, Bliss (current)	3 g, three times
Consec. G w/HR	Julien (2/20-22)	N/A
IND. PITCHING		
AUBURN	OPPONENT	
K by a starter	8, Skipper vs. AAMU (2/19)	5, Holloway [UCF] (2/23)
K by a reliever	8, Owen at UCF (2/23)	4, three times
BB by a starter	2, four times	4, Holloway [UCF] (2/23)
BB by a reliever	3, Skipper at UCF (2/24)	5, Whitehead [UCF] (2/24)
IP by a starter	5.2, Burns at UCF (2/22)	6.0, Schuermann [UCF] (2/22)
IP by a reliever	4.2, Owen vs. GS (2/17)	4.0, Nahas [GS] (2/15)

MISCELLANEOUS	
AUBURN	
Biggest comeback win	2, two times
Biggest blown lead loss	4, vs. GS (2/16)
Largest margin of victory	9, two times
Largest margin of defeat	5, at UCF (2/23)
Longest game, Time	4:34, vs. GS (2/17)
Longest game, Time (9 inn)	3:50, at UCF (2/24)
Shortest game, Time (9 inn)	2:58, at UCF (2/22)
Longest game, Innings	13, two times
Largest crowd, Home	4,096, vs. GS (2/16)
Largest crowd, Road	1,803, at UCF (2/23)
Largest crowd, Neutral	N/A

STARTS BY ORDER		
LEADOFF		
Judd Ward	7	6-1
Will Holland	1	0-1
2ND SPOT		
Will Holland	6	5-1
Rankin Woley	1	1-0
Steven Williams	1	0-1
3RD SPOT		
Steven Williams	5	5-0
Edouard Julien	2	1-1
Rankin Woley	1	0-1
CLEANUP		
Rankin Woley	6	5-1
Conor Davis	1	1-0
Edouard Julien	1	0-1
5TH SPOT		
Edouard Julien	4	4-0
Steven Williams	2	1-1
Ryan Bliss	1	1-0
Conor Davis	1	0-1
6TH SPOT		
Conor Davis	5	4-1
Ryan Bliss	2	1-1
Kason Howell	1	1-0
7TH SPOT		
Ryan Bliss	5	4-1
Kason Howell	2	1-1
Everett Lau	1	1-0
8TH SPOT		
Kason Howell	5	4-1
Chase Hall	1	1-0
Everett Lau	1	1-0
Matt Scheffler	1	0-1
9TH SPOT		
Matt Scheffler	4	4-0
Chase Hall	2	1-1
Ed Johnson	1	1-0
Judd Ward	1	0-1

PITCHING NOTES

2019 BULLPEN BY NUMBERS

Total App.....	26
Saves/Opp.....	2/4
IR/IRS.....	20/11
BA Against.....	.232
ERA.....	2.17

SAVES/OPP

Richard Fitts.....	0/1
Cody Greenhill.....	1/2
Carson Skipper.....	1/1

INHERITED RUNNERS/SCORED

Elliott Anderson.....	1/1
Brooks Fuller.....	1/1
Peyton Glavine.....	1/0
Cody Greenhill.....	6/2
Will Morrison.....	1/1
Jack Owen.....	2/1
Carson Skipper.....	2/2
Garrett Wade.....	1/1
Ryan Watson.....	5/2

1ST BATTER FACED/RETIRED

Elliott Anderson.....	4/2
Richard Fitts.....	2/1
Brooks Fuller.....	1/0
Cody Greenhill.....	3/2
Peyton Glavine.....	2/2
Bailey Horn.....	1/1
Will Morrison.....	3/2
Jack Owen.....	2/1
Blake Schilleci.....	1/1
Carson Skipper.....	2/1
Garrett Wade.....	2/0
Ryan Watson.....	3/2

RELIEF ERA

Elliott Anderson.....	0.00
Peyton Glavine.....	0.00
Bailey Horn.....	0.00
Jack Owen.....	0.00
Blake Schilleci.....	0.00
Garrett Wade.....	0.00
Cody Greenhill.....	1.80
Richard Fitts.....	4.15
Ryan Watson.....	4.05
Carson Skipper.....	5.40
Will Morrison.....	6.23
Brooks Fuller.....	9.00

BP SCORELESS IP (current/long)

Elliott Anderson.....	11.1	11.1
Davis Daniel.....	5.2	5.2
Richard Fitts.....	2.0	2.1
Brooks Fuller.....	1.0	1.0
Peyton Glavine.....	2.0	2.0
Cody Greenhill.....	3.0	11.0
Ryan Hoerter.....	2.0	2.0
Bailey Horn.....	3.0	3.0
Will Morrison.....	2.0	2.0
Jack Owen.....	3.1	7.1
Blake Schilleci.....	1.0	3.2
Carson Skipper.....	--	3.1
Garrett Wade.....	4.0	4.0
Ryan Watson.....	--	4.2

2019 Auburn Baseball
Team Game-by-Game for Auburn (as of Feb 25, 2019)
Pitching (All games)

Date	Opponent	ip	h	r	er	bb	so	2b	3b	hr	wp	bk	hbp	dp	ibb	score	w-l	sv	era
Feb 15	GEORGIA SOUTHE	9.0	9	2	1	1	12	2	0	0	0	0	0	0	0	11-2	1-0	1	1.00
Feb 16	GEORGIA SOUTHE	13.0	12	7	7	3	11	1	0	2	4	0	1	1	1	5-7	1-1	1	3.27
Feb 17	GEORGIA SOUTHE	13.0	10	3	1	6	7	1	0	0	1	0	2	1	2	4-3	2-1	1	2.31
Feb 19	ALABAMA A&M	9.0	4	1	0	1	17	2	0	0	0	0	2	0	0	10-1	3-1	1	1.84
Feb 20	ALABAMA A&M	9.0	8	2	0	5	10	2	0	0	1	0	0	1	0	10-2	4-1	1	1.53
Feb 22	at UCF	9.0	5	1	1	4	10	1	0	0	0	0	1	0	0	4-1	5-1	2	1.45
Feb 23	at UCF	8.0	9	6	5	2	9	2	0	0	0	0	0	0	0	1-6	5-2	2	1.93
Feb 24	at UCF	9.0	11	9	9	3	3	1	0	4	0	0	2	2	0	13-9	6-2	2	2.73
Totals		79.0	68	31	24	25	79	12	0	6	6	0	8	5	3	58-31	6-2	2	2.73

AUBURN STARTING PITCHER BREAKDOWN

Starter	GS	Quality Starts	Run Support	RS/Start	Auburn Record
T. Burns	2	0	7	3.5	1-1
K. Gray	2	0	1	0.5	1-1
D. Daniel	1	0	5	5.0	1-0
C. Skipper	1	0	5	5.0	1-0
B. Fuller	1	0	3	3.0	1-0
B. Horn	1	0	3	3.0	1-0

Auburn Overall Rankings			Auburn SEC-Only Rankings		
Category	Rank	No.	Category	Rank	No.
ERA	5th	2.73	ERA	--	--
Opp BA	6th	.232	Opp BA	--	--
Hits Allowed	13th	68	Hits Allowed	--	--
Walks	10th	25	Walks	--	--
Strikeouts	T-5th	79	Strikeouts	--	--

AUBURN PITCHING BREAKDOWN

	W-L	ERA	IP	H	R	ER	BB	K	HR	AVG	W-L	ERA	IP	H	R	ER	BB	K	HR	AVG	
STARTERS	2-1	3.96	25.0	23	17	11	9	33	0	.232	HOME	4-1	1.53	53.0	43	15	9	16	57	2	.224
RELIEVERS	4-1	2.17	54.0	45	14	13	16	46	5	.232	ROAD	2-1	5.19	26.0	25	16	15	9	22	4	.248
TOTALS	6-2	2.73	79.0	68	31	24	25	79	6	.232	NEUT.	--	--	--	--	--	--	--	--	--	--

HITTING NOTES

2019 MULTI-HIT GAMES

	2	3	4	5+	Total
Edouard Julien	4	-	-	-	4
Kason Howell	2	1	-	-	3
Judd Ward	2	1	-	-	3
Conor Davis	3	-	-	-	3
Rankin Woley	2	1	-	-	3
Steven Williams	1	1	-	-	2
Will Holland	2	-	-	-	2
Everett Lau	1	-	-	-	1
Matt Scheffler	-	1	-	-	1
Ryan Bliss	1	-	-	-	1

CAREER MULTI-HIT GAMES

	2	3	4	5+	Total
Will Holland	22	7	1	-	30
Conor Davis	25	4	-	-	29
Edouard Julien	16	4	-	-	20
Steven Williams	8	7	3	-	18
Judd Ward	7	1	-	-	8
Kason Howell	2	1	-	-	3
Rankin Woley	2	1	-	-	3
Ryan Bliss	1	-	-	-	1
Everett Lau	1	-	-	-	1
Matt Scheffler	-	1	-	-	1

2019 MULTI-RBI GAMES

	2	3	4	5+	Total
Edouard Julien	2	2	-	-	4
Ryan Bliss	3	-	-	-	3
Rankin Woley	2	-	-	-	2
Judd Ward	1	1	-	-	2
Will Holland	1	-	-	-	1
Steven Williams	-	1	-	-	1
Chase Hall	1	-	-	-	1
Conor Davis	1	-	-	-	1

CAREER MULTI-RBI GAMES

	2	3	4	5+	Total
Edouard Julien	7	9	6	-	22
Will Holland	11	7	2	-	20
Conor Davis	12	4	2	1	19
Steven Williams	8	5	2	1	16
Judd Ward	3	1	-	-	4
Ryan Bliss	3	-	-	-	3
Rankin Woley	2	-	-	-	2
Chase Hall	1	-	-	-	1

CAREER STARTS

	Career	Consec.
Will Holland	113	3
Conor Davis	92	4
Steven Williams	73	73
Edouard Julien	66	4
Judd Ward	29	9
Ryan Bliss	8	8
Kason Howell	8	8
Rankin Woley	8	8
Matt Scheffler	5	1
Chase Hall	3	-
Everett Lau	2	2
Ed Johnson	1	-

TEAM NOTES

Auburn Overall SEC Rankings			Auburn SEC-Only Rankings		
Category	Rank	No.	Category	Rank	No.
Avg.	10th	.269	Avg.	--	--
Hits	3rd	77	Hits	--	--
2B	T-6th	15	2B	--	--
BB	1st	50	BB	--	--
Sac Flies	T-2nd	6	Sac flies	--	--

2018 AUBURN HOME RUNS

No.	Player (#)	Opponent (Date)	On	Outs	Inn.	Pitcher
1	Edouard Julien (1)	Georgia Southern (2/17)	0	0	7th	Edwards (R)
2	Edouard Julien (2)	Alabama A&M (2/20)	0	0	5th	Mendoza (L)
3	Judd Ward (1)	Alabama A&M (2/20)	0	0	8th	Figueroa (R)
4	Edouard Julien (3)	Alabama A&M (2/20)	1	2	8th	Figueroa (R)
5	Edouard Julien (4)	at UCF (2/22)	1	0	2nd	Schuermann (L)
6	Conor Davis (1)	at UCF (2/24)	1	0	2nd	Spicer (R)
7	Steven Williams (1)	at UCF (2/24)	1	1	3rd	Spicer (R)
8	Rankin Woley (1)	at UCF (2/24)	0	2	4th	Sinclair (R)

AUBURN CAREER HOME RUN BREAKDOWN

	1R	2R	3R	GS	Career	Home	Road	Last
Davis	--	1	3	--	4	3	1	2/24/19
Holland	8	5	1	--	15	9	7	6/2/18
Julien	5	5	8	3	21	11	10	2/22/19
Ward	1	0	0	0	1	1	0	2/20/19
Williams	5	4	3	1	13	7	6	2/24/19
Woley	1	--	--	--	1	--	1	2/24/19

HITTING STREAKS

	Current	'19	Career
Ryan Bliss	6	6	6
Kason Howell	-	5	5
Rankin Woley	2	5	5
Judd Ward	1	5	5
Edouard Julien	-	5	6
Conor Davis	2	2	11
Matt Scheffler	1	2	2
Chase Hall	-	1	1
Brody Moore	1	1	1
Will Holland	1	1	8
Steven Williams	1	1	6
Everett Lau	-	1	1

REACHED BASE STREAKS

	Current	'19	Career
Steven Williams	14	9	14
Judd Ward	8	8	8
Rankin Woley	8	8	8
Edouard Julien	7	7	14
Ryan Bliss	6	6	6
Will Holland	1	5	18
Kason Howell	2	5	5
Conor Davis	2	4	19
Everett Lau	3	3	3
Matt Scheffler	1	2	2
Chase Hall	2	2	2
Brody Moore	1	1	1
Brett Olson	1	1	2

BUNT HITS

Player	No.
Edouard Julien	1
Judd Ward	1
TOTAL	2

SAC BUNTS

Player	No.
Ryan Bliss	1
Will Holland	1
Kason Howell	1
Judd Ward	1
Steven Williams	2
TOTAL	6

SAC FLIES

Player	No.
Ryan Bliss	1
Kason Howell	1
Edouard Julien	1
Judd Ward	1
Steven Williams	1
Rankin Woley	1
TOTAL	6

OUTFIELD ASSISTS

Player	No.
Judd Ward	2
TOTAL	2

PINCH HITS

Player	No.
TOTAL	0

AUBURN 2019 GAME-BY-GAME STARTING LINEUPS

DATE	OPP	1	2	3	4	5	6	7	8	9	SP
2/15	Georgia Southern	Ward	Holland	Williams	Woley	Julien	Davis	Bliss	Howell	Scheffler	Daniel
2/16	Georgia Southern	Holland	Williams	Woley	Julien	Davis	Bliss	Howell	Scheffler	Ward	Burns
2/17	Georgia Southern	Ward	Holland	Williams	Woley	Julien	Davis	Bliss	Howell	Hall	Gray
2/19	Alabama A&M	Ward	Holland	Williams	Woley	Bliss	Howell	Lau	Hall	Johnson	Skipper
2/20	Alabama A&M	Ward	Woley	Williams	Davis	Julien	Bliss	Howell	Lau	Scheffler	Fuller
2/22	at UCF	Ward	Holland	Williams	Woley	Julien	Davis	Bliss	Howell	Scheffler	Burns
2/23	at UCF	Ward	Holland	Julien	Woley	Williams	Davis	Bliss	Howell	Hall	Gray
2/24	at UCF	Ward	Holland	Julien	Woley	Williams	Davis	Bliss	Howell	Scheffler	Horn
3/1	Cincinnati										
3/2	Cincinnati										
3/3	Cincinnati										
3/5	UT Martin										
3/6	UT Martin										
3/8	UTSA										
3/9	UTSA										
3/10	UTSA										
3/12	at South Alabama										
3/15	Tennessee*										
3/16	Tennessee*										
3/17	Tennessee*										
3/19	at UAB										
3/22	at Mississippi State*										
3/23	at Mississippi State*										
3/24	at Mississippi State*										
3/26	vs. Alabama%										
3/29	at South Carolina*										
3/30	at South Carolina*										
3/31	at South Carolina*										
4/2	Georgia Tech										
4/4	Arkansas*										
4/5	Arkansas*										
4/6	Arkansas*										
4/9	Jacksonville State										
4/12	at Texas A&M*										
4/13	at Texas A&M*										
4/14	at Texas A&M*										
4/16	at Georgia Tech										
4/18	Ole Miss*										
4/19	Ole Miss*										
4/20	Ole Miss*										
4/23	at Jacksonville State										
4/25	at Vanderbilt*										
4/26	at Vanderbilt*										
4/27	at Vanderbilt*										
5/3	Alabama*										
5/4	Alabama*										
5/5	Alabama*										
5/7	UAB										
5/10	Georgia*										
5/11	Georgia*										
5/12	Georgia*										
5/14	North Alabama*										
5/16	at LSU*										
5/17	at LSU*										
5/18	at LSU*										

* - SEC Game

% - MAX Capital City Classic (Montgomery, Ala.)

AUBURN 2019 GAME-BY-GAME STARTERS

DATE	OPP	SP	C	1B	2B	3B	SS	LF	CF	RF	DH
2/15	Georgia Southern	Daniel	Scheffler	Woley	Bliss	Julien	Holland	Ward	Howell	Williams	Davis
2/16	Georgia Southern	Burns	Scheffler	Woley	Bliss	Julien	Holland	Ward	Howell	Williams	Davis
2/17	Georgia Southern	Gray	Hall	Woley	Bliss	Julien	Holland	Ward	Howell	Williams	Davis
2/19	Alabama A&M	Skipper	Hall	Woley	Bliss	Johnson	Holland	Ward	Howell	Williams	Lau
2/20	Alabama A&M	Fuller	Scheffler	Woley	Lau	Julien	Bliss	Ward	Howell	Williams	Davis
2/22	at UCF	Burns	Scheffler	Woley	Bliss	Julien	Holland	Ward	Howell	Williams	Davis
2/23	at UCF	Gray	Hall	Woley	Bliss	Julien	Holland	Ward	Howell	Williams	Davis
2/24	at UCF	Horn	Scheffler	Woley	Bliss	Julien	Holland	Ward	Howell	Williams	Davis
3/1	Cincinnati										
3/2	Cincinnati										
3/3	Cincinnati										
3/5	UT Martin										
3/6	UT Martin										
3/8	UTSA										
3/9	UTSA										
3/10	UTSA										
3/12	at South Alabama										
3/15	Tennessee*										
3/16	Tennessee*										
3/17	Tennessee*										
3/19	at UAB										
3/22	at Mississippi State*										
3/23	at Mississippi State*										
3/24	at Mississippi State*										
3/26	vs. Alabama%										
3/29	at South Carolina*										
3/30	at South Carolina*										
3/31	at South Carolina*										
4/2	Georgia Tech										
4/4	Arkansas*										
4/5	Arkansas*										
4/6	Arkansas*										
4/9	Jacksonville State										
4/12	at Texas A&M*										
4/13	at Texas A&M*										
4/14	at Texas A&M*										
4/16	at Georgia Tech										
4/18	Ole Miss*										
4/19	Ole Miss*										
4/20	Ole Miss*										
4/23	at Jacksonville State										
4/25	at Vanderbilt*										
4/26	at Vanderbilt*										
4/27	at Vanderbilt*										
5/3	Alabama*										
5/4	Alabama*										
5/5	Alabama*										
5/7	UAB										
5/10	Georgia*										
5/11	Georgia*										
5/12	Georgia*										
5/14	North Alabama*										
5/16	at LSU*										
5/17	at LSU*										
5/18	at LSU*										

* - SEC Game

^ - MAX Capital City Classic (Montgomery, Ala.)

OVERALL STATS



2019 Auburn Baseball
Overall Statistics for Auburn (as of Feb 24, 2019)
(All games Sorted by Batting avg)



Record: 6-2 Home: 4-1 Away: 2-1 SEC: 0-0

Player	avg	gp-gs	ab	r	h	2b	3b	hr	rbi	tb	slg%	bb	hp	so	gdp	ob%	sf	sh	sb-att	po	a	e	fld%	
10 Julien, Edouard	.360	7-7	25	9	9	1	0	4	11	22	.880	9	1	10	0	.528	1	0	2-2	2	12	3	.824	
16 Howell, Kason	.345	8-8	29	8	10	1	0	0	5	11	.379	4	2	5	0	.444	1	1	1-2	23	0	1	.958	
4 Woley, Rankin	.344	8-8	32	9	11	3	1	1	7	19	.594	5	2	9	1	.450	1	0	0-0	72	3	0	1.000	
1 Ward, Judd	.323	8-8	31	7	10	1	1	1	6	16	.516	7	2	7	0	.463	1	1	1-2	15	2	0	1.000	
24 Davis, Conor	.258	7-7	31	4	8	2	0	1	3	13	.419	2	0	4	1	.303	0	0	0-0	0	0	0	.000	
9 Bliss, Ryan	.250	8-8	32	5	8	2	1	0	7	12	.375	4	0	6	1	.324	1	1	2-2	9	14	1	.958	
6 Scheffler, Matt	.240	7-5	25	4	6	1	0	0	2	7	.280	1	0	4	1	.269	0	0	2-2	54	10	1	.985	
41 Williams, Steven	.207	8-8	29	5	6	1	0	1	5	10	.345	6	2	6	0	.368	1	2	1-1	23	0	0	1.000	
17 Holland, Will	.192	7-7	26	5	5	2	0	0	4	7	.269	9	0	5	2	.400	0	1	3-4	6	15	3	.875	

19 Moore, Brody	1.000	1-0	1	0	1	0	1	0	0	3	3.000	0	0	0	0	1.000	0	0	0-0	0	0	0	.000	
2 Lau, Everett	.250	4-2	8	1	2	0	0	0	1	2	.250	2	1	2	0	.455	0	0	0-0	4	3	0	1.000	
11 Hall, Chase	.100	4-3	10	0	1	1	0	0	2	2	.200	0	1	1	1	.182	0	0	0-0	25	2	2	.931	
7 Johnson, Ed	.000	1-1	4	0	0	0	0	0	0	0	.000	0	0	1	0	.000	0	0	0-0	0	1	0	1.000	
21 Henderson, Jackso	.000	3-0	1	1	0	0	0	0	0	0	.000	0	0	1	0	.000	0	0	0-0	1	0	0	1.000	
5 Eaton, Jarrett	.000	1-0	1	0	0	0	0	0	0	0	.000	0	0	0	0	.000	0	0	0-0	0	0	0	.000	
3 Warner, Devin	.000	1-0	1	0	0	0	0	0	0	0	.000	0	0	1	0	.000	0	0	0-0	0	0	0	.000	
38 Olson, Brett	.000	1-0	0	0	0	0	0	0	0	0	.000	1	0	0	0	1.000	0	0	0-0	0	0	0	.000	
Totals	.269	8	286	58	77	15	4	8	53	124	.434	50	11	62	7	.391	6	6	12-15	237	75	13	.960	
Opponents	.232	8	293	31	68	12	0	6	23	98	.334	25	8	79	5	.307	3	7	10-11	229	85	16	.952	

LOB - Team (72), Opp (68). DPs turned - Team (5), Opp (8). IBB - Team (6), Julien, E. 4, Holland, W. 1, Howell, K. 1, Opp (3). Picked off - Holland, W. 1, Howell, K. 1.

(All games Sorted by Earned run avg)

Player	era	w-l	app	gs	cg	sho	sv	ip	h	r	er	bb	so	2b	3b	hr	b/avg	wp	hp	bks	sfa	sha
44 Owen, Jack	0.00	1-0	2	0	0	0/0	0	9.0	7	1	0	2	12	1	0	0	.219	1	0	0	0	2
14 Anderson, Elliott	0.00	1-0	4	0	0	0/0	0	9.0	6	0	0	2	11	2	0	0	.188	0	1	0	0	0
32 Burns, Tanner	1.69	1-0	2	2	0	0/0	0	10.2	5	2	2	3	14	1	0	0	.135	0	1	0	0	0
29 Skipper, Carson	3.00	2-0	3	1	0	0/0	1	9.0	8	4	3	4	10	2	0	1	.235	0	1	0	0	1
37 Watson, Ryan	4.05	0-1	3	0	0	0/0	0	6.2	5	3	3	0	3	0	0	1	.227	0	0	0	1	1

40 Wade, Garrett	0.00	1-0	2	0	0	0/0	0	4.0	3	0	0	1	5	1	0	0	.214	2	0	0	0	1
23 Glavine, Peyton	0.00	0-0	2	0	0	0/0	0	1.2	3	0	0	2	3	1	0	0	.375	0	0	0	0	0
31 Schilleci, Blake	0.00	0-0	1	0	0	0/0	0	1.0	0	0	0	0	2	0	0	0	.000	0	0	0	0	0
20 Greenhill, Cody	1.80	0-0	3	0	0	0/0	1	5.0	4	1	1	1	1	1	0	0	.235	1	0	0	1	0
18 Fuller, Brooks	2.25	0-0	2	1	0	0/0	0	4.0	3	3	1	3	3	0	0	1	.214	1	0	0	0	0
43 Fitts, Richard	4.15	0-0	2	0	0	0/0	0	4.1	4	2	2	1	2	0	0	1	.250	0	0	0	0	1
13 Daniel, Davis	4.50	0-0	1	1	0	0/0	0	2.0	4	2	1	0	4	0	0	0	.364	0	0	0	0	0
33 Morrison, Will	6.23	0-0	3	0	0	0/0	0	4.1	4	3	3	1	5	0	0	1	.250	1	3	0	0	0
36 Gray, Kyle	8.31	0-1	2	2	0	0/0	0	4.1	5	6	4	4	4	1	0	0	.278	0	2	0	1	1
8 Horn, Bailey	9.00	0-0	2	1	0	0/0	0	4.0	7	4	4	1	0	2	0	1	.368	0	0	0	0	0
Totals	2.73	6-2	8	8	0	0/0	2	79.0	68	31	24	25	79	12	0	6	.232	6	8	0	3	7
Opponents	5.66	2-6	8	8	0	0/0	0	76.1	77	58	48	50	62	15	4	8	.269	9	11	1	6	6

PB - Team (2), Hall, C. 2, Opp (1). Pickoffs - Team (1), Scheffler, M 1, Opp (2). SBA/ATT - Scheffler, M (8-9), Skipper, C. (2-2), Owen, J. (2-2), Daniel, D. (2-2), Hall, C. (2-2), Morrison, W. (1-1), Anderson, E. (1-1), Fuller, B. (1-1), Wade, G. (0-1), Horn, B. (1-1).

LAST FIVE GAMES



**2019 Auburn Baseball
Overall Statistics for Auburn (as of Feb 25, 2019)
(Last Five Sorted by Batting avg)**



Record: 4-1 Home: 2-0 Away: 2-1 SEC: 0-0

Player	avg	gp-gs	ab	r	h	2b	3b	hr	rbi	tb	slg%	bb	hp	so	gdp	ob%	sf	sh	sb-att	po	a	e	fld%	
4 Woley, Rankin	.389	5-5	18	6	7	2	1	1	4	14	.778	3	1	5	1	.478	1	0	0-0	38	2	0	1.000	
16 Howell, Kason	.353	5-5	17	7	6	0	0	0	2	6	.353	1	2	3	0	.429	1	1	1-1	12	0	1	.923	
24 Davis, Conor	.333	4-4	18	3	6	2	0	1	2	11	.611	1	0	3	1	.368	0	0	0-0	0	0	0	.000	
6 Scheffler, Matt	.333	4-3	15	3	5	1	0	0	1	6	.400	0	0	2	1	.333	0	0	1-1	25	8	1	.971	
10 Julien, Edouard	.333	4-4	12	5	4	0	0	3	5	13	1.083	7	0	5	0	.579	0	0	1-1	1	3	1	.800	
41 Williams, Steven	.294	5-5	17	4	5	1	0	1	4	9	.529	4	1	1	0	.455	0	1	1-1	13	0	0	1.000	
1 Ward, Judd	.294	5-5	17	5	5	1	1	1	5	11	.647	7	1	4	0	.500	1	0	1-1	6	1	0	1.000	
9 Bliss, Ryan	.286	5-5	21	4	6	2	0	0	5	8	.381	2	0	6	0	.348	0	0	1-1	4	6	0	1.000	
17 Holland, Will	.143	4-4	14	1	2	1	0	0	3	3	.214	4	0	5	1	.333	0	1	0-0	3	8	1	.917	

19 Moore, Brody	1.000	1-0	1	0	1	0	1	0	0	3	3.000	0	0	0	0	1.000	0	0	0-0	0	0	0	.000	
2 Lau, Everett	.286	2-2	7	0	2	0	0	0	1	2	.286	1	1	2	0	.444	0	0	0-0	4	3	0	1.000	
11 Hall, Chase	.167	2-2	6	0	1	1	0	0	2	2	.333	0	1	1	0	.286	0	0	0-0	23	0	2	.920	
7 Johnson, Ed	.000	1-1	4	0	0	0	0	0	0	0	.000	0	0	1	0	.000	0	0	0-0	0	1	0	1.000	
21 Henderson, Jackso	.000	1-0	1	0	0	0	0	0	0	0	.000	0	0	1	0	.000	0	0	0-0	1	0	0	1.000	
5 Eaton, Jarrett	.000	1-0	1	0	0	0	0	0	0	0	.000	0	0	0	0	.000	0	0	0-0	0	0	0	.000	
3 Warner, Devin	.000	1-0	1	0	0	0	0	0	0	0	.000	0	0	1	0	.000	0	0	0-0	0	0	0	.000	
38 Olson, Brett	.000	1-0	0	0	0	0	0	0	0	0	.000	1	0	0	0	1.000	0	0	0-0	0	0	0	.000	
Totals	.294	5	170	38	50	11	3	7	34	88	.518	31	7	40	4	.417	3	3	6-6	132	39	7	.961	
Opponents	.227	5	163	19	37	8	0	4	16	57	.350	15	5	49	3	.310	1	2	5-6	129	40	12	.934	

LOB - Team (47), Opp (35). DPs turned - Team (3), Opp (5). IBB - Team (3), Julien, E. 3. Picked off - Holland, W. 1.

(Last Five Sorted by Earned run avg)

Player	era	w-l	app	gs	cg	sho	sv	ip	h	r	er	bb	so	2b	3b	hr	b/avg	wp	hp	bks	sfa	sha
14 Anderson, Elliott	0.00	0-0	3	0	0	0/0	0	5.0	4	0	0	2	4	1	0	0	.222	0	1	0	0	0
44 Owen, Jack	0.00	0-0	1	0	0	0/0	0	4.1	3	1	0	0	8	1	0	0	.176	0	0	0	0	0
40 Wade, Garrett	0.00	1-0	1	0	0	0/0	0	4.0	3	0	0	1	4	1	0	0	.231	0	0	0	0	1
32 Burns, Tanner	1.59	1-0	1	1	0	0/0	0	5.2	2	1	1	2	7	1	0	0	.105	0	1	0	0	0
33 Morrison, Will	2.25	0-0	2	0	0	0/0	0	4.0	2	1	1	1	5	0	0	1	.154	0	2	0	0	0
29 Skipper, Carson	4.50	2-0	2	1	0	0/0	0	6.0	5	4	3	3	9	1	0	1	.227	0	1	0	0	1

18 Fuller, Brooks	0.00	0-0	1	1	0	0/0	0	3.0	2	2	0	2	3	0	0	0	.182	1	0	0	0	0
20 Greenhill, Cody	0.00	0-0	2	0	0	0/0	1	2.1	0	0	0	0	1	0	0	0	.000	0	0	0	0	0
31 Schilleci, Blake	0.00	0-0	1	0	0	0/0	0	1.0	0	0	0	0	2	0	0	0	.000	0	0	0	0	0
23 Glavine, Peyton	0.00	0-0	1	0	0	0/0	0	1.0	3	0	0	2	2	1	0	0	.500	0	0	0	0	0
37 Watson, Ryan	2.70	0-0	2	0	0	0/0	0	3.1	3	1	1	0	1	0	0	0	.273	0	0	0	1	0
43 Fitts, Richard	4.50	0-0	1	0	0	0/0	0	2.0	2	1	1	0	2	0	0	1	.250	0	0	0	0	0
36 Gray, Kyle	27.00	0-1	1	1	0	0/0	0	1.1	3	4	4	2	1	1	0	0	.429	0	0	0	0	0
8 Horn, Bailey	36.00	0-0	1	1	0	0/0	0	1.0	5	4	4	0	0	1	0	1	.625	0	0	0	0	0
Totals	3.07	4-1	5	5	0	0/0	1	44.0	37	19	15	15	49	8	0	4	.227	1	5	0	1	2
Opponents	6.70	1-4	5	5	0	0/0	0	43.0	50	38	32	31	40	11	3	7	.294	7	7	1	3	3

PB - Team (2), Hall, C. 2, Opp (1). Pickoffs - Team (1), Scheffler, M 1, Opp (1). SBA/ATT - Scheffler, M (4-5), Skipper, C. (2-2), Owen, J. (1-1), Morrison, W. (1-1), Fuller, B. (1-1), Wade, G. (0-1), Hall, C. (1-1).

GAMES SUMMARY



2019 Auburn Baseball
Games Summary for Auburn (as of Feb 25, 2019)
(All games)



Score by innings	1	2	3	4	5	6	7	8	9	EX	Total
Auburn	7	8	12	6	4	5	4	7	4	1	58
Opponents	4	10	3	3	1	4	2	1	1	2	31

Record when ...

Overall	6-2	After 6 leading	5-1
Conference	0-0 trailing	1-1
Non-Conference	6-2 tied	0-0
Home games	4-1	After 7 leading	5-0
Away games	2-1 trailing	0-1
Neutral site	0-0 tied	1-1
Day games	4-1	After 8 leading	6-0
Night games	2-1 trailing	0-2
vs Left starter	1-1 tied	0-0
vs Right starter	5-1		
1-Run games	1-0	Hit 0 home runs	2-2
2-Run games	0-1	... 1 home run	2-0
5+Run games	3-1	... 2+ home runs	2-0
Extra innings	1-1		
Shutouts	0-0	Opponent 0 home runs	5-1
	 1 home run	0-0
Scoring 0-2 runs	0-1 2+ HRs	1-1
..... 3-5 runs	2-1		
..... 6-9 runs	0-0	Made 0 errors	0-0
..... 10+ runs	4-0 1 error	2-2
	 2+ errors	4-0
Opponent 0-2 runs	4-0		
..... 3-5 runs	1-0	Opp. made 0 errors	1-0
..... 6-9 runs	1-2 1 error	1-1
..... 10+ runs	0-0 2+ errors	4-1
Scored in 1st inning	3-0	Out-hit opponent	3-0
Opp. scored in 1st	3-1	Out-hit by opponent	1-2
Scores first	2-1	Hits are tied	2-0
Opp. scores first	4-1		

Record when team scores:

Runs	0	1	2	3	4	5	6	7	8	9	10+
W-L	0-0	0-1	0-0	0-0	2-0	0-1	0-0	0-0	0-0	0-0	4-0

Record when opponent scores:

Runs	0	1	2	3	4	5	6	7	8	9	10+
W-L	0-0	2-0	2-0	1-0	0-0	0-0	0-1	0-1	0-0	1-0	0-0

Record when leading after:

Inn.	1	2	3	4	5	6	7	8
W-L	2-0	3-0	4-1	5-1	5-1	5-1	5-0	6-0

Record when trailing after:

Inn.	1	2	3	4	5	6	7	8
W-L	1-1	2-1	2-1	1-1	1-1	1-1	0-1	0-2

Record when tied after:

Inn.	1	2	3	4	5	6	7	8
W-L	3-1	1-1	0-0	0-0	0-0	0-0	1-1	0-0

Current winning streak: 1
Longest winning streak: 4
Longest losing streak: 1

Home attendance : 15191 (5 dates avg = 3038)
Away attendance : 4961 (3 dates avg = 1653)
Total attendance: 20152 (8 dates avg = 2519)

TV/RADIO ROSTER



1 JUDD WARD



2 EVERETT LAU




3 DEVIN WARNER




4 RANKIN WOLEY



5 JARRETT EATON



6 MATT SCHEFFLER



7 ED JOHNSON



8 BAILEY HORN



9 RYAN BLISS



10 EDOUARD JULIEN



11 CHASE HALL



12 RYAN HOERTER



13 DAVIS DANIEL



14 ELLIOT ANDERSON



16 KASON HOWELL




17 WILL HOLLAND



18 BROOKS FULLER



19 BRODY MOORE



20 CODY GREENHILL



21 JACKSON HENDERSON



22 FORD LUTTRELL



23 PEYTON GLAVINE




24 CONOR DAVIS




25 DAWSON SWEATT



26 TROY BEARDEN



29 CARSON SKIPPER



31 BLAKE SCHILLECI



32 TANNER BURNS



33 WILL MORRISON



36 KYLE GRAY



37 RYAN WATSON




38 BRETT OLSON




40 GARRETT WADE



41 STEVEN WILLIAMS



43 RICHARD FITTS



44 JACK OWEN



30 BUTCH THOMPSON



35 KARL NONEMAKER



39 GABE GROSS



34 STEVE SMITH