



# 2018-19 AUBURN MEN'S BASKETBALL

## SCHEDULE/RESULTS

DATE	OPPONENT	TIME/RESULT
Nov. 6	South Alabama (SECN)	W, 101-58
Nov. 9	#25 Washington (SECN)	W, 88-66
Nov. 14	Mississippi College (SEC+)	W, 103-52
Nov. 19	! vs. Xavier (ESPN2)	W, 88-79 (OT)
Nov. 20	! vs. #1 Duke (ESPN)	L, 78-72
Nov. 21	! vs. Arizona (ESPN2)	W, 73-57
Nov. 28	Saint Peter's (SEC+)	W, 99-49
Dec. 4	UNC Asheville (SECN)	W, 67-41
Dec. 8	Dayton (SECN)	W, 82-72
Dec. 15	@ at UAB (CBSSN)	W, 75-71 (OT)
Dec. 19	at NC State (ESPN2)	L, 78-71
Dec. 22	Murray State (SECN)	W, 93-88
Dec. 29	North Florida (SEC+)	W, 95-49
Jan. 9	* at Ole Miss (ESPN2)	L, 82-67
Jan. 12	* Georgia (ESPN2)	W, 93-78
Jan. 16	* at Texas A&M (ESPNU)	W, 85-66
Jan. 19	* #12 Kentucky (ESPN)	L, 82-80
Jan. 22	* at South Carolina (SECN)	L, 80-77
Jan. 26	* at #22 Mississippi State (SECN)	L, 92-84
Jan. 30	* Missouri (SECN)	W, 92-58
Feb. 2	* Alabama (ESPN2)	W, 84-63
Feb. 5	* Florida (ESPNU)	W, 76-62
Feb. 9	* at #21 LSU (ESPN2)	L, 83-78
Feb. 13	* Ole Miss (SECN)	L, 60-55
Feb. 16	* at Vanderbilt (ESPNU)	W, 64-53
Feb. 20	* Arkansas (SECN)	W, 79-56
Feb. 23	* at #4 Kentucky (CBS)	12:30 pm
Feb. 27	* at Georgia (ESPNU)	8:00 pm
Mar. 2	* Mississippi State (ESPN/2/U)	3:00 pm
Mar. 5	* at Alabama (ESPN/2/U/SECN)	8:00 pm
Mar. 9	* Tennessee (ESPN/2)	11:00 am

All times Central

! - Maui Invitational (Maui, Hawaii)

@ - Mike Slive Invitational (Birmingham, Ala./Legacy Arena)

## MATCHUP



**Auburn Tigers (18-8, 7-6 SEC)**

Head Coach: Bruce Pearl, 24th season (550-215), 5th season at AU (88-70)

VS



**#4/4 Kentucky Wildcats (22-4, 11-2 SEC)**

Head Coach: John Calipari, 27th season (742-208), 10th season at UK (297-68)

Date / Time \_\_\_\_\_ Feb. 23, 2019 / 12:30 pm CT  
 Site / Venue \_\_\_\_\_ Lexington, Ky. / Rupp Arena (23,000)  
 TV \_\_\_\_\_ CBS  
 PXP / Analyst \_\_\_\_\_ Ian Eagle / Jim Spanarkel  
 Radio \_\_\_\_\_ AU Sports Network / 93.9 Tiger FM / TuneIn  
 PXP / Analyst \_\_\_\_\_ Rod Bramblett / Sonny Smith  
 National Radio \_\_\_\_\_ Westwood One  
 PXP / Analyst \_\_\_\_\_ Kevin Lee / Dan Dickau

### Series History

Overall Kentucky leads 93-19  
 In Auburn Kentucky leads 31-15  
 In Lexington Kentucky leads 47-2  
 Neutral Site Kentucky leads 15-2  
 Last Meeting UK, 82-80 (1/19/19)  
 Streak Kentucky W1

» Auburn trails Kentucky 93-19 all-time, but the two teams have split the last four games in the series. The Wildcats own a 47-2 record in Lexington with the Tigers picking up wins in 1983 and 1988.

» Auburn is 5-2 in its last seven games after the Tigers dropped four of its first six SEC games. The best records in the SEC during that period belong to Kentucky (6-1), Tennessee (6-1), Auburn (5-2) and LSU (5-2).

» The Tigers are not only one of the top offensive teams in the country, but Auburn has held nine opponents to under 60 points this season, including three under 50, after allowing under 60 points just twice all of last season (34 games). The Tigers are tied for third in the SEC allowing 67.4 points per game, an improvement of 5.8 points per game from last season. Auburn, who is also third in the SEC averaging 81.6 points per game, is one of only two SEC teams ranked in the top 3 of the league in scoring offense and scoring defense, along with Tennessee.

» Auburn has held its last seven opponents to 28.9 percent shooting from 3-point range (50-of-173). Eighteen times this season Auburn has held an opponent to under its scoring average entering the game, including each of the last seven games. Twelve times the Tigers have held an opponent to more than 10 points under its season average.

» Auburn is third in the SEC in assists per game (15.2) overall and is tied for third in conference-only games (13.5). The Tigers are 13-1 this season when they record at least 15 assists and 14-2 when they have more assists than turnovers.

## PROBABLE AUBURN STARTERS


Pos.	No.	Name	Ht.	Wt.	Cl.	Hometown (Last School)	PPG	RPG	APG	Blk	Stl	FG%	FT%
G	1	Jared Harper	5-11	175	Jr.	Mableton, Ga. (Pebblebrook HS)	15.2	2.8	6.2	0	26	.402	.824
G	2	Bryce Brown	6-3	198	Sr.	Stone Mountain, Ga. (Tucker HS)	16.3	2.1	1.8	2	27	.437	.827
G/F	4	Malik Dunbar	6-6	230	Sr.	North Augusta, S.C. (Col. of Central Florida)	7.5	3.5	0.7	12	26	.473	.647
F	5	Chuma Okeke	6-8	230	So.	Atlanta, Ga. (Westlake HS)	11.2	6.7	2.1	32	44	.498	.683
F	24	Anfernee McLemore	6-7	220	Jr.	Warwick, Ga. (Worth County)	7.0	4.3	0.3	35	19	.461	.579
F	0	Horace Spencer	6-8	225	Sr.	Philadelphia, Pa. (Findlay Prep)	4.5	4.7	0.5	18	20	.455	.512
F	3	Danjel Purifoy	6-7	230	Jr.	Centreville, Ala. (Hargrave Military Academy)	3.2	1.6	0.6	0	9	.372	.667
G	10	Samir Doughty	6-4	195	Jr.	Philadelphia, Pa. (VCU)	7.5	3.5	1.8	2	38	.469	.879
G	12	J'Von McCormick	6-0	175	Jr.	New Orleans, La. (Lee College)	3.2	1.0	1.5	2	20	.517	.538
C	50	Austin Wiley	6-11	260	Jr.	Hoover, Ala. (Calusa Prep)	8.5	5.0	0.1	30	5	.563	.573

## PROBABLE KENTUCKY STARTERS

Pos.	No.	Name	Ht.	Wt.	Cl.	Hometown (Last School)	PPG	RPG	APG	Blk	Stl	FG%	FT%
G	2	Ashton Hagans	6-3	192	Fr.	Cartersville, Ga. (Newton HS)	7.4	2.3	4.3	4	53	.463	.746
G	3	Keldon Johnson	6-6	211	Fr.	South Hilla, Va. (Oak Hill Academy)	13.8	5.3	1.4	2	21	.480	.750
F	4	Nick Richards	6-11	244	So.	Kingston, Jamaica (The Patrick School)	3.5	3.0	0.2	34	3	.607	.622
G	14	Tyler Herro	6-5	195	Fr.	Milwaukee, Wis. (Whitnall HS)	13.5	4.4	2.3	9	27	.448	.924
F	25	PJ Washington	6-8	228	So.	Dallas, Texas (Findlay Prep)	14.9	8.0	1.8	29	21	.527	.683
G	5	Immanuel Quickley	6-3	185	Fr.	Havre De Grace, Md. (The John Carroll School)	5.5	1.6	1.4	1	14	.385	.815
G	13	Jemarl Baker Jr.	6-4	192	R-Fr.	Menifee, Calif. (Eleanor Roosevelt HS)	1.9	0.6	0.5	2	2	.308	.500
F	23	EJ Montgomery	6-10	225	Fr.	Fort Pierce, Fla. (Wheeler HS)	4.1	3.8	0.4	25	6	.474	.619

MEDIA SPOT CHART

(probable starters in orange)

	<b>0</b>	<b>HORACE SPENCER</b>	<table border="1"> <thead> <tr> <th></th> <th>GP-GS</th> <th>PPG</th> <th>RPG</th> <th>BPG</th> <th>FG%</th> <th>FT%</th> </tr> </thead> <tbody> <tr> <td>2018-19</td> <td>26-0</td> <td>4.5</td> <td>4.7</td> <td>0.7</td> <td>.455</td> <td>.512</td> </tr> <tr> <td>Career</td> <td>110-43</td> <td>4.8</td> <td>4.6</td> <td>1.4</td> <td>.477</td> <td>.563</td> </tr> </tbody> </table>		GP-GS	PPG	RPG	BPG	FG%	FT%	2018-19	26-0	4.5	4.7	0.7	.455	.512	Career	110-43	4.8	4.6	1.4	.477	.563	<p>SR » F » 6-8 » 225 » Philadelphia, Pa. » Findlay Prep</p> <ul style="list-style-type: none"> <li>• 10 offensive reb vs. Miss. College (1 shy of Auburn record)</li> <li>• 4th on career blk list at 154; 3rd is Korvotney Barber at 155</li> <li>• <b>LAST GAME:</b> 3 pts, 3 reb, 1 stl in 10 min vs. Arkansas</li> </ul>	<p><b>Career-Highs</b></p> <p>Pts _____ 14                  Reb _____ 17                  Ast _____ 3                  Blk _____ 7                  Min _____ 29</p>
	GP-GS	PPG	RPG	BPG	FG%	FT%																				
2018-19	26-0	4.5	4.7	0.7	.455	.512																				
Career	110-43	4.8	4.6	1.4	.477	.563																				
	<b>1</b>	<b>JARED HARPER</b>	<table border="1"> <thead> <tr> <th></th> <th>GP-GS</th> <th>PPG</th> <th>RPG</th> <th>APG</th> <th>FG%</th> <th>FT%</th> </tr> </thead> <tbody> <tr> <td>2018-19</td> <td>26-26</td> <td>15.2</td> <td>2.8</td> <td>6.2</td> <td>.402</td> <td>.824</td> </tr> <tr> <td>Career</td> <td>92-90</td> <td>13.1</td> <td>2.4</td> <td>4.8</td> <td>.382</td> <td>.785</td> </tr> </tbody> </table>		GP-GS	PPG	RPG	APG	FG%	FT%	2018-19	26-26	15.2	2.8	6.2	.402	.824	Career	92-90	13.1	2.4	4.8	.382	.785	<p>JR » G » 5-11 » 175 » Mableton, Ga. » Pebblebrook HS</p> <ul style="list-style-type: none"> <li>• 15.5 ppg, 42% FG, 38% 3-pt in SEC play this year</li> <li>• Team has scored 406 points off assists from Harper</li> <li>• <b>LAST GAME:</b> 10 pts, 4 ast, 2 reb in 30 min vs. Arkansas</li> </ul>	<p><b>Career-Highs</b></p> <p>Pts _____ 31                  Reb _____ 6 (4x)                  Ast _____ 14                  Stl _____ 4 (3x)                  Min _____ 43</p>
	GP-GS	PPG	RPG	APG	FG%	FT%																				
2018-19	26-26	15.2	2.8	6.2	.402	.824																				
Career	92-90	13.1	2.4	4.8	.382	.785																				
	<b>2</b>	<b>BRYCE BROWN</b>	<table border="1"> <thead> <tr> <th></th> <th>GP-GS</th> <th>PPG</th> <th>RPG</th> <th>APG</th> <th>FG%</th> <th>FT%</th> </tr> </thead> <tbody> <tr> <td>2018-19</td> <td>26-26</td> <td>16.3</td> <td>2.1</td> <td>1.8</td> <td>.437</td> <td>.827</td> </tr> <tr> <td>Career</td> <td>117-83</td> <td>12.5</td> <td>2.0</td> <td>1.3</td> <td>.390</td> <td>.788</td> </tr> </tbody> </table>		GP-GS	PPG	RPG	APG	FG%	FT%	2018-19	26-26	16.3	2.1	1.8	.437	.827	Career	117-83	12.5	2.0	1.3	.390	.788	<p>SR » G » 6-3 » 198 » Stone Mountain, Ga. » Tucker HS</p> <ul style="list-style-type: none"> <li>• 7th in SEC history with 331 3s; 6th is Kenny Boynton (UF) at 333</li> <li>• Holding defensive matchup to 35% FG (88-254), 127 TO, 77 AST</li> <li>• <b>LAST GAME:</b> 18 pts, 3 reb, 6-10 FG, 5-8 3-pt in 24 min vs. Arkansas</li> </ul>	<p><b>Career-Highs</b></p> <p>Pts _____ 34                  Reb _____ 6                  Ast _____ 5 (5x)                  Stl _____ 3 (7x)                  Min _____ 43</p>
	GP-GS	PPG	RPG	APG	FG%	FT%																				
2018-19	26-26	16.3	2.1	1.8	.437	.827																				
Career	117-83	12.5	2.0	1.3	.390	.788																				
	<b>3</b>	<b>DANJEL PURIFOY</b>	<table border="1"> <thead> <tr> <th></th> <th>GP-GS</th> <th>PPG</th> <th>RPG</th> <th>APG</th> <th>FG%</th> <th>FT%</th> </tr> </thead> <tbody> <tr> <td>2018-19</td> <td>14-0</td> <td>3.2</td> <td>1.6</td> <td>0.6</td> <td>.372</td> <td>.667</td> </tr> <tr> <td>Career</td> <td>43-25</td> <td>8.8</td> <td>3.7</td> <td>1.4</td> <td>.394</td> <td>.860</td> </tr> </tbody> </table>		GP-GS	PPG	RPG	APG	FG%	FT%	2018-19	14-0	3.2	1.6	0.6	.372	.667	Career	43-25	8.8	3.7	1.4	.394	.860	<p>JR » F » 6-7 » 230 » Centreville, Ala. » Hargrave Military Academy</p> <ul style="list-style-type: none"> <li>• 4.1 ppg, 39% FG, 37% 3-pt in SEC action this season</li> <li>• Hit a 3-pointer in 6 of last 10 games</li> <li>• <b>LAST GAME:</b> 3 reb, 1 stl in 17 min vs. Arkansas</li> </ul>	<p><b>Career-Highs</b></p> <p>Pts _____ 27 (2x)                  Reb _____ 15                  Ast _____ 9                  Stl _____ 3 (6x)                  Min _____ 39</p>
	GP-GS	PPG	RPG	APG	FG%	FT%																				
2018-19	14-0	3.2	1.6	0.6	.372	.667																				
Career	43-25	8.8	3.7	1.4	.394	.860																				
	<b>4</b>	<b>MALIK DUNBAR</b>	<table border="1"> <thead> <tr> <th></th> <th>GP-GS</th> <th>PPG</th> <th>RPG</th> <th>APG</th> <th>FG%</th> <th>FT%</th> </tr> </thead> <tbody> <tr> <td>2018-19</td> <td>26-1</td> <td>7.5</td> <td>3.5</td> <td>0.7</td> <td>.473</td> <td>.647</td> </tr> <tr> <td>Career</td> <td>60-4</td> <td>6.4</td> <td>2.9</td> <td>0.4</td> <td>.445</td> <td>.615</td> </tr> </tbody> </table>		GP-GS	PPG	RPG	APG	FG%	FT%	2018-19	26-1	7.5	3.5	0.7	.473	.647	Career	60-4	6.4	2.9	0.4	.445	.615	<p>SR » G/F » 6-6 » 230 » North Augusta, S.C. » Col. of Central Florida</p> <ul style="list-style-type: none"> <li>• 8.1 ppg, 3.6 rpg, 46% FG, 38% 3-pt in games won this season</li> <li>• Team is 10-3 when he scores in double figures in his career</li> <li>• <b>LAST GAME:</b> 8 pts, 5 reb, 3 ast, 2 stl in 22 min vs. Arkansas</li> </ul>	<p><b>Career-Highs</b></p> <p>Pts _____ 16                  Reb _____ 8                  Ast _____ 3                  Stl _____ 5                  Min _____ 30</p>
	GP-GS	PPG	RPG	APG	FG%	FT%																				
2018-19	26-1	7.5	3.5	0.7	.473	.647																				
Career	60-4	6.4	2.9	0.4	.445	.615																				
	<b>5</b>	<b>CHUMA OKEKE</b>	<table border="1"> <thead> <tr> <th></th> <th>GP-GS</th> <th>PPG</th> <th>RPG</th> <th>APG</th> <th>FG%</th> <th>FT%</th> </tr> </thead> <tbody> <tr> <td>2018-19</td> <td>25-25</td> <td>11.2</td> <td>6.8</td> <td>2.0</td> <td>.498</td> <td>.683</td> </tr> <tr> <td>Career</td> <td>59-25</td> <td>9.1</td> <td>6.2</td> <td>1.5</td> <td>.478</td> <td>.678</td> </tr> </tbody> </table>		GP-GS	PPG	RPG	APG	FG%	FT%	2018-19	25-25	11.2	6.8	2.0	.498	.683	Career	59-25	9.1	6.2	1.5	.478	.678	<p>SO » F » 6-8 » 230 » Atlanta, Ga. » Westlake HS</p> <ul style="list-style-type: none"> <li>• Double figures in 10 of last 11 games (13.0 ppg, 7.6 rpg, 1.6 spg)</li> <li>• Has 3 double-doubles in last 7 games</li> <li>• <b>LAST GAME:</b> 11 pts, 5 ast, 4 reb, 3 blk in 29 min vs. Arkansas</li> </ul>	<p><b>Career-Highs</b></p> <p>Pts _____ 23                  Reb _____ 14                  Ast _____ 5 (2x)                  Blk _____ 3 (2x)                  Min _____ 36</p>
	GP-GS	PPG	RPG	APG	FG%	FT%																				
2018-19	25-25	11.2	6.8	2.0	.498	.683																				
Career	59-25	9.1	6.2	1.5	.478	.678																				
	<b>10</b>	<b>SAMIR DOUGHTY</b>	<table border="1"> <thead> <tr> <th></th> <th>GP-GS</th> <th>PPG</th> <th>RPG</th> <th>APG</th> <th>FG%</th> <th>FT%</th> </tr> </thead> <tbody> <tr> <td>2018-19</td> <td>26-26</td> <td>7.5</td> <td>3.5</td> <td>1.8</td> <td>.469</td> <td>.879</td> </tr> <tr> <td>Career</td> <td>61-41</td> <td>8.3</td> <td>3.6</td> <td>2.0</td> <td>.431</td> <td>.792</td> </tr> </tbody> </table>		GP-GS	PPG	RPG	APG	FG%	FT%	2018-19	26-26	7.5	3.5	1.8	.469	.879	Career	61-41	8.3	3.6	2.0	.431	.792	<p>JR » G » 6-4 » 195 » Philadelphia, Pa. » VCU</p> <ul style="list-style-type: none"> <li>• 8.5 ppg, 4.0 rpg, 1.6 spg, 50% FG, 44% 3-pt in games won this year</li> <li>• 88% FT; Auburn record is 88% by Eddie Johnson (1974-75)</li> <li>• <b>LAST GAME:</b> 6 pts, 4 reb, 2 ast, 2 stl in 21 min vs. Arkansas</li> </ul>	<p><b>Career-Highs</b></p> <p>Pts _____ 23                  Reb _____ 10                  Ast _____ 10                  Stl _____ 4 (2x)                  Min _____ 34 (2x)</p>
	GP-GS	PPG	RPG	APG	FG%	FT%																				
2018-19	26-26	7.5	3.5	1.8	.469	.879																				
Career	61-41	8.3	3.6	2.0	.431	.792																				
	<b>12</b>	<b>J'VON MCCORMICK</b>	<table border="1"> <thead> <tr> <th></th> <th>GP-GS</th> <th>PPG</th> <th>RPG</th> <th>APG</th> <th>FG%</th> <th>FT%</th> </tr> </thead> <tbody> <tr> <td>2018-19</td> <td>25-0</td> <td>3.2</td> <td>1.0</td> <td>1.5</td> <td>.517</td> <td>.538</td> </tr> <tr> <td>Career</td> <td>25-0</td> <td>3.2</td> <td>1.0</td> <td>1.5</td> <td>.517</td> <td>.538</td> </tr> </tbody> </table>		GP-GS	PPG	RPG	APG	FG%	FT%	2018-19	25-0	3.2	1.0	1.5	.517	.538	Career	25-0	3.2	1.0	1.5	.517	.538	<p>JR » G » 6-0 » 175 » New Orleans, La. » Lee College</p> <ul style="list-style-type: none"> <li>• Career-highs in pts (14) and stl (3) at NC State</li> <li>• Known as quick floor general with ability to take it to the rack</li> <li>• <b>LAST GAME:</b> 6 pts, 2 reb, 2 stl in 12 min vs. Arkansas</li> </ul>	<p><b>Career-Highs</b></p> <p>Pts _____ 14                  Reb _____ 4 (2x)                  Ast _____ 4 (3x)                  Stl _____ 3 (4x)                  Min _____ 22</p>
	GP-GS	PPG	RPG	APG	FG%	FT%																				
2018-19	25-0	3.2	1.0	1.5	.517	.538																				
Career	25-0	3.2	1.0	1.5	.517	.538																				
	<b>20</b>	<b>MYLES PARKER</b>	<table border="1"> <thead> <tr> <th></th> <th>GP-GS</th> <th>PPG</th> <th>RPG</th> <th>APG</th> <th>FG%</th> <th>FT%</th> </tr> </thead> <tbody> <tr> <td>2018-19</td> <td>12-0</td> <td>0.7</td> <td>0.1</td> <td>0.0</td> <td>.231</td> <td>.500</td> </tr> <tr> <td>Career</td> <td>12-0</td> <td>0.7</td> <td>0.1</td> <td>0.0</td> <td>.231</td> <td>.500</td> </tr> </tbody> </table>		GP-GS	PPG	RPG	APG	FG%	FT%	2018-19	12-0	0.7	0.1	0.0	.231	.500	Career	12-0	0.7	0.1	0.0	.231	.500	<p>FR » F » 6-8 » 200 » Madison, Ala. » Madison Academy</p> <ul style="list-style-type: none"> <li>• Made first appearance in Auburn uniform vs. South Alabama</li> <li>• Lengthy forward with potential to contribute early in career</li> <li>• <b>LAST GAME:</b> 1 min vs. Arkansas</li> </ul>	<p><b>Career-Highs</b></p> <p>Pts _____ 3                  Reb _____ 0                  Ast _____ 0                  Stl _____ 1                  Min _____ 6</p>
	GP-GS	PPG	RPG	APG	FG%	FT%																				
2018-19	12-0	0.7	0.1	0.0	.231	.500																				
Career	12-0	0.7	0.1	0.0	.231	.500																				
	<b>22</b>	<b>WILL MACOY</b>	<table border="1"> <thead> <tr> <th></th> <th>GP-GS</th> <th>PPG</th> <th>RPG</th> <th>APG</th> <th>FG%</th> <th>FT%</th> </tr> </thead> <tbody> <tr> <td>2018-19</td> <td>11-0</td> <td>0.5</td> <td>0.1</td> <td>0.1</td> <td>.200</td> <td>.600</td> </tr> <tr> <td>Career</td> <td>25-0</td> <td>0.6</td> <td>0.2</td> <td>0.1</td> <td>.250</td> <td>.556</td> </tr> </tbody> </table>		GP-GS	PPG	RPG	APG	FG%	FT%	2018-19	11-0	0.5	0.1	0.1	.200	.600	Career	25-0	0.6	0.2	0.1	.250	.556	<p>JR » G » 6-4 » 200 » Birmingham, Ala. » Vestavia Hills HS</p> <ul style="list-style-type: none"> <li>• Earned scholarship in locker room following win vs. Georgia (1/12)</li> <li>• Played in 25 career games</li> <li>• <b>LAST GAME:</b> 1 min vs. Arkansas</li> </ul>	<p><b>Career-Highs</b></p> <p>Pts _____ 8                  Reb _____ 1 (4x)                  Ast _____ 1                  Stl _____ 1 (3x)                  Min _____ 5</p>
	GP-GS	PPG	RPG	APG	FG%	FT%																				
2018-19	11-0	0.5	0.1	0.1	.200	.600																				
Career	25-0	0.6	0.2	0.1	.250	.556																				
	<b>24</b>	<b>ANFERNEE MCLEMORE</b>	<table border="1"> <thead> <tr> <th></th> <th>GP-GS</th> <th>PPG</th> <th>RPG</th> <th>BPG</th> <th>FG%</th> <th>FT%</th> </tr> </thead> <tbody> <tr> <td>2018-19</td> <td>25-20</td> <td>6.8</td> <td>4.3</td> <td>1.3</td> <td>.448</td> <td>.583</td> </tr> <tr> <td>Career</td> <td>84-42</td> <td>6.5</td> <td>4.7</td> <td>1.7</td> <td>.540</td> <td>.641</td> </tr> </tbody> </table>		GP-GS	PPG	RPG	BPG	FG%	FT%	2018-19	25-20	6.8	4.3	1.3	.448	.583	Career	84-42	6.5	4.7	1.7	.540	.641	<p>JR » F » 6-7 » 220 » Warwick, Ga. » Worth County HS</p> <ul style="list-style-type: none"> <li>• 8.3 ppg, 4.4 rpg, 1.5 bpg, 51% FG, 33% 3-pt in games on this year</li> <li>• T-5th with Charles Barkley on career blocks list at 145</li> <li>• <b>LAST GAME:</b> 13 pts, 6 reb, 2 blk, 5-7 FG in 17 min vs. Arkansas</li> </ul>	<p><b>Career-Highs</b></p> <p>Pts _____ 19 (3x)                  Reb _____ 13                  Ast _____ 2 (3x)                  Blk _____ 6                  Min _____ 30</p>
	GP-GS	PPG	RPG	BPG	FG%	FT%																				
2018-19	25-20	6.8	4.3	1.3	.448	.583																				
Career	84-42	6.5	4.7	1.7	.540	.641																				
	<b>41</b>	<b>COLE BLACKSTOCK</b>	<table border="1"> <thead> <tr> <th></th> <th>GP-GS</th> <th>PPG</th> <th>RPG</th> <th>BPG</th> <th>FG%</th> <th>FT%</th> </tr> </thead> <tbody> <tr> <td>2018-19</td> <td>10-0</td> <td>0.4</td> <td>0.5</td> <td>0.2</td> <td>.000</td> <td>.667</td> </tr> <tr> <td>Career</td> <td>31-0</td> <td>0.4</td> <td>0.4</td> <td>0.1</td> <td>.333</td> <td>.846</td> </tr> </tbody> </table>		GP-GS	PPG	RPG	BPG	FG%	FT%	2018-19	10-0	0.4	0.5	0.2	.000	.667	Career	31-0	0.4	0.4	0.1	.333	.846	<p>SR » F » 6-9 » 260 » Killen, Ala. » Brooks HS</p> <ul style="list-style-type: none"> <li>• Earned scholarship in locker room following win vs. Georgia (1/12)</li> <li>• Appeared in 31 career games</li> <li>• <b>LAST GAME:</b> 1 min vs. Arkansas</li> </ul>	<p><b>Career-Highs</b></p> <p>Pts _____ 3                  Reb _____ 2 (3x)                  Ast _____ 1                  Blk _____ 1 (3x)                  Min _____ 5</p>
	GP-GS	PPG	RPG	BPG	FG%	FT%																				
2018-19	10-0	0.4	0.5	0.2	.000	.667																				
Career	31-0	0.4	0.4	0.1	.333	.846																				
	<b>50</b>	<b>AUSTIN WILEY</b>	<table border="1"> <thead> <tr> <th></th> <th>GP-GS</th> <th>PPG</th> <th>RPG</th> <th>BPG</th> <th>FG%</th> <th>FT%</th> </tr> </thead> <tbody> <tr> <td>2018-19</td> <td>20-5</td> <td>8.5</td> <td>5.0</td> <td>1.5</td> <td>.563</td> <td>.573</td> </tr> <tr> <td>Career</td> <td>43-27</td> <td>8.6</td> <td>4.8</td> <td>1.4</td> <td>.574</td> <td>.524</td> </tr> </tbody> </table>		GP-GS	PPG	RPG	BPG	FG%	FT%	2018-19	20-5	8.5	5.0	1.5	.563	.573	Career	43-27	8.6	4.8	1.4	.574	.524	<p>JR » C » 6-11 » 260 » Hoover, Ala. » Calusa Prep</p> <ul style="list-style-type: none"> <li>• Returned to court after missing 5 games (lower leg injury)</li> <li>• Double-double (17 pts, 10 reb) in first start of 18-19 vs. Murray State</li> <li>• <b>LAST GAME:</b> 4 pts, 4 reb, 1 blk, 1 stl in 13 min vs. Arkansas</li> </ul>	<p><b>Career-Highs</b></p> <p>Pts _____ 25                  Reb _____ 12                  Ast _____ 1 (6x)                  Blk _____ 5 (2x)                  Min _____ 26 (2x)</p>
	GP-GS	PPG	RPG	BPG	FG%	FT%																				
2018-19	20-5	8.5	5.0	1.5	.563	.573																				
Career	43-27	8.6	4.8	1.4	.574	.524																				

## 2018-19 NUMERICAL ROSTER

No.	Name	Pos.	Ht.	Wt.	Cl.	Hometown (Last School)
0	Horace Spencer	F	6-8	225	Sr.	Philadelphia, Pa. (Findlay Prep)
1	Jared Harper	G	6-0	175	Jr.	Mableton, Ga. (Pebblebrook)
2	Bryce Brown	G	6-3	198	Sr.	Stone Mountain, Ga. (Tucker)
3	Danjel Purifoy	F	6-7	230	Jr.	Centreville, Ala. (Hargrave Military Academy)
4	Malik Dunbar	G/F	6-6	230	Sr.	North Augusta, S.C. (College of Central Florida)
5	Chuma Okeke	F	6-8	230	So.	Atlanta, Ga. (Westlake)
10	Samir Doughty	G	6-4	195	Jr.	Philadelphia, Pa. (VCU)
12	J'Von McCormick	G	6-0	175	Jr.	New Orleans, La. (Lee College)
14	Preston Cook	G	6-4	190	Fr.	Auburn, Ala. (Auburn)
20	Myles Parker	F	6-8	200	Fr.	Madison, Ala. (Madison Academy)
21	Devontae Williams	G	6-5	215	Jr.	Opp, Ala. (Opp)
22	Will Macoy	G	6-4	200	Jr.	Birmingham, Ala. (Vestavia Hills)
23	Jamal Johnson*	G	6-4	185	So.	Birmingham, Ala. (Memphis)
24	Anfernee McLemore	F	6-7	220	Jr.	Warwick, Ga. (Worth County)
33	Chase Maasdorp	G	6-0	170	Fr.	Lakewood Ranch, Fla. (The Out-of-Door Academy)
41	Cole Blackstock	F	6-9	260	Sr.	Killen, Ala. (Brooks)
50	Austin Wiley	C	6-11	260	Jr.	Hoover, Ala. (Calusa Prep)
54	Thomas Collier	F	6-9	215	Jr.	Birmingham, Ala. (Briarwood Christian)

\* will redshirt 2018-19 season after transferring and have three years of eligibility remaining

- Head Coach:** Bruce Pearl (5th season)
- Assistant Coach:** Ira Bowman (1st season)
- Assistant Coach:** Wes Flanigan (1st season)
- Assistant Coach:** Steven Pearl (5th season)
- Director of Operations:** Chad Prewett (4th season)
- Assistant Director of Operations:** Mike Burgomaster (3rd season)
- Athletic Trainer:** Clark Pearson (10th season)
- Strength & Conditioning Coach:** Damon Davis (10th season)
- Video Coordinator:** Ian Borders (1st season)

## 2018-19 ALPHABETICAL ROSTER

No.	Name	Pos.	Ht.	Wt.	Cl.	Hometown (Last School)
41	Cole Blackstock	F	6-9	260	Sr.	Killen, Ala. (Brooks)
2	Bryce Brown	G	6-3	198	Sr.	Stone Mountain, Ga. (Tucker)
54	Thomas Collier	F	6-9	215	Jr.	Birmingham, Ala. (Briarwood Christian)
14	Preston Cook	G	6-4	190	Fr.	Auburn, Ala. (Auburn)
10	Samir Doughty	G	6-4	195	Jr.	Philadelphia, Pa. (VCU)
4	Malik Dunbar	G/F	6-6	230	Sr.	North Augusta, S.C. (College of Central Florida)
1	Jared Harper	G	6-0	175	Jr.	Mableton, Ga. (Pebblebrook)
23	Jamal Johnson*	G	6-4	185	So.	Birmingham, Ala. (Memphis)
22	Will Macoy	G	6-4	200	Jr.	Birmingham, Ala. (Vestavia Hills)
33	Chase Maasdorp	G	6-0	170	Fr.	Lakewood Ranch, Fla. (The Out-of-Door Academy)
12	J'Von McCormick	G	6-0	175	Jr.	New Orleans, La. (Lee College)
24	Anfernee McLemore	F	6-7	220	Jr.	Warwick, Ga. (Worth County)
0	Horace Spencer	F	6-8	225	Sr.	Philadelphia, Pa. (Findlay Prep)
5	Chuma Okeke	F	6-8	230	So.	Atlanta, Ga. (Westlake)
20	Myles Parker	F	6-8	200	Fr.	Madison, Ala. (Madison Academy)
3	Danjel Purifoy	F	6-7	230	Jr.	Centreville, Ala. (Hargrave Military Academy)
50	Austin Wiley	C	6-11	260	Jr.	Hoover, Ala. (Calusa Prep)
21	Devontae Williams	G	6-5	215	Jr.	Opp, Ala. (Opp)

## ROSTER BY CLASS

- Freshmen (3)**  
Preston Cook, Chase Maasdorp, Myles Parker
- Sophomores (2)**  
Jamal Johnson, Chuma Okeke
- Juniors (9)**  
Thomas Collier, Samir Doughty, Jared Harper, Will Macoy, J'Von McCormick, Anfernee McLemore, Danjel Purifoy, Austin Wiley, Devontae Williams
- Seniors (4)**  
Cole Blackstock, Bryce Brown, Malik Dunbar, Horace Spencer

## PRONUNCIATION GUIDE

- SAMIR DOUGHTY** SAH-meer DOW-tee
- MALIK** Dunbar Muh-LEEK
- J'VON** McCormick JAY-vahn
- ANFERNEE** McLemore ANN-fur-knee
- CHUMA OKEKE** CHOO-muh oh-KEE-KEE
- DANJEL PURIFOY** DAN-jel PURE-a-foy
- HORACE** Spencer HOR-us
- MAASDORP** CHASE MAAHS-doorp

## QUICK FACTS

### UNIVERSITY INFORMATION

Location \_\_\_\_\_ Auburn, Ala.  
 Founded \_\_\_\_\_ 1856  
 Enrollment \_\_\_\_\_ 25,469  
 Nickname \_\_\_\_\_ Tigers  
 Colors \_\_\_\_\_ Burnt Orange and Navy Blue  
 Conference \_\_\_\_\_ Southeastern (SEC)

### ADMINISTRATION

President \_\_\_\_\_ Dr. Steven Leath  
 Director of Athletics \_\_\_\_\_ Allen Greene  
 Athletics Phone \_\_\_\_\_ 855-282-2010

### BASKETBALL STAFF INFORMATION

Head Coach \_\_\_\_\_ Bruce Pearl  
 Alma Mater \_\_\_\_\_ Boston College '82  
 Career Record \_\_\_\_\_ 550-215 (.719)  
 Seasons \_\_\_\_\_ 24th  
 Record at Auburn \_\_\_\_\_ 88-70 (.557)  
 Seasons \_\_\_\_\_ 5th  
 Assistant Coach \_\_\_\_\_ Ira Bowman  
 Alma Mater \_\_\_\_\_ Penn '96  
 Assistant Coach \_\_\_\_\_ Wes Flanigan  
 Alma Mater \_\_\_\_\_ Auburn '97  
 Assistant Coach \_\_\_\_\_ Steven Pearl  
 Alma Mater \_\_\_\_\_ Tennessee '10  
 Director of Operations \_\_\_\_\_ Chad Prewett  
 Alma Mater \_\_\_\_\_ Troy State '94  
 Assistant Director of Ops \_\_\_\_\_ Mike Burgomaster  
 Alma Mater \_\_\_\_\_ Miami '16  
 Athletic Trainer \_\_\_\_\_ Clark Pearson  
 Alma Mater \_\_\_\_\_ Kentucky '96  
 Strength & Conditioning Coach \_\_\_\_\_ Damon Davis  
 Alma Mater \_\_\_\_\_ Western Illinois '03  
 Video Coordinator \_\_\_\_\_ Ian Borders  
 Alma Mater \_\_\_\_\_ Louisville '07

### PROGRAM INFORMATION

First Year of Basketball \_\_\_\_\_ 1905-06  
 All-Time Record \_\_\_\_\_ 1337-1187-1 (.530)  
 All-Time SEC Record \_\_\_\_\_ 606-741 (.450)  
 SEC Championships \_\_\_\_\_ 3 (1960, 1999, 2018)  
 SEC Tournament Titles \_\_\_\_\_ 1 (1985)  
 NCAA Tournament Appearances \_\_\_\_\_ 9  
 NCAA Tournament Record \_\_\_\_\_ 13-9  
 All-Americans \_\_\_\_\_ 13  
 All-SEC Selections \_\_\_\_\_ 91

### TEAM INFORMATION

2017-18 Record \_\_\_\_\_ 26-8  
 SEC Record / Finish \_\_\_\_\_ 13-5 / 1st  
 Home / Away / Neutral \_\_\_\_\_ 15-1 / 7-4 / 4-3  
 Associated Press Final Ranking \_\_\_\_\_ 19  
 USA Today Final Ranking \_\_\_\_\_ 23  
 Letterwinners Returning / Lost \_\_\_\_\_ 11 / 4  
 Starters Returning / Lost \_\_\_\_\_ 3 / 2  
 Newcomers \_\_\_\_\_ 2

### ATHLETICS COMMUNICATIONS

Associate AD \_\_\_\_\_ Kirk Sampson  
 Assistant Director (MBB Contact) \_\_\_\_\_ Cody Voga  
 Cell \_\_\_\_\_ 334-750-9023  
 Email \_\_\_\_\_ voga@auburn.edu

### SOCIAL MEDIA

Instagram \_\_\_\_\_ @AuburnMBB / @AuburnTigers  
 Twitter \_\_\_\_\_ @AuburnMBB / @AuburnTigers  
 Facebook \_\_\_\_\_ @AuburnMBB / @AuburnTigers  
 Hashtags \_\_\_\_\_ #WarEagle / #UnfinishedBusiness

**BRUCE PEARL**

Head Coach  
5th year at Auburn • 88-70  
24th year overall • 550-215



- 7 National Coach of the Year Awards
- 2006 Basketball Times, CBSsportsline, Sporting News National Coach of the Year
- 2008 SEC Co-Coach of the Year
- 2008 Rupp Cup Co-winner
- 2006 & 2008 AP SEC Coach of the Year
- Has advanced to postseason play in 19 of 23 years as a head coach
- Set single-season wins records at three different schools (29 at Southern Indiana in 1995; 26 at Wisconsin-Milwaukee in 2005; 31 at Tennessee in 2008)
- Bruce Pearl's teams have led their conference in scoring 17 of the 23 years that he has been a head coach. His squads were the SEC's scoring champion in four of his six seasons at Tennessee, averaging 77.4 ppg while allowing 70.5 ppg
- One of just seven active head coaches who has led his teams to at least 10 NCAA Sweet 16 appearances (10 total)
- Bruce Pearl is ranked second in the SEC among current head coaches in career winning percentage (.718), fifth in winning percentage as a SEC head coach (.622), fifth in average wins per year as a SEC head coach (21.0) and fifth in SEC games only win pct. (.540, 81-70)
- Bruce Pearl is the 11th coach in SEC history to win four conference crowns (overall or division) in a 10-year span. He is on the same list as Adolph Rupp (UK), Babe McCarthy (MSU), Billy Donovan (UF), Dale Brown (LSU), Joe Hall (UK), John Calipari (UK), Nolan Richardson (ARK), Rick Pitino (UK), Rick Stansbury (MSU) and Tubby Smith (UK)
- Auburn sold out of season tickets for the fourth straight time in 2017-18, all under Pearl, to continue the school record streak. Prior to Pearl, the only other time the Tigers sold out of season tickets came in the 1999-2000 season
- Auburn averaged 8,221 in its 15 home games during the 2017-18 season, which included seven sellouts in the nine SEC games. The 8,221 average is the highest in Auburn Arena history
- In 23 years as a head coach, Bruce Pearl's teams have finished either first or second in conference play 16 times
- At the Division I level, Pearl's teams have topped the 100-point mark 18 times, including a high of 124 in 2009 as well as 121 in the 2007 NCAA Tournament. In his second year as a coach at Southern Indiana the team averaged 101.7 ppg
- In the past two seasons, Auburn has the best non-conference record in the SEC during the regular season at 23-3 (.885), while scheduling perennial NCAA Tournament teams in Dayton, Middle Tennessee, Murray State, Oklahoma, Texas Tech and UConn.

**HEAD COACHING RECORD**

Year	School	Record	Postseason
1992-93	Southern Indiana	22-7	NCAA Region 3rd Place
1993-94	Southern Indiana	28-4	NCAA Runner-Up
1994-95	Southern Indiana	29-4	NCAA Champions
1995-96	Southern Indiana	25-4	NCAA Sweet 16
1996-97	Southern Indiana	23-5	NCAA First Round
1997-98	Southern Indiana	27-6	NCAA Sweet 16
1998-99	Southern Indiana	26-6	NCAA Sweet 16
1999-00	Southern Indiana	25-6	NCAA Sweet 16
2000-01	Southern Indiana	26-4	NCAA First Round
<b>Total</b>		<b>231-46</b>	
2001-02	Milwaukee	16-13	-
2002-03	Milwaukee	24-8	NCAA First Round
2003-04	Milwaukee	20-11	NIT First Round
2004-05	Milwaukee	26-6	NCAA Sweet 16
<b>Total</b>		<b>86-38</b>	
2005-06	Tennessee	22-8	NCAA Second Round
2006-07	Tennessee	24-11	NCAA Sweet 16
2007-08	Tennessee	31-5	NCAA Sweet 16
2008-09	Tennessee	21-13	NCAA First Round
2009-10	Tennessee	28-9	NCAA Elite Eight
2010-11	Tennessee	19-15	-
<b>Total</b>		<b>145-61</b>	
2014-15	Auburn	15-20	-
2015-16	Auburn	11-20	-
2016-17	Auburn	18-14	-
2017-18	Auburn	26-8	NCAA Second Round
2018-19	Auburn	18-8	-
<b>Total</b>		<b>88-70</b>	
<b>Career</b>		<b>550-215</b>	

- His teams have been just as successful off the court as Auburn has had 18 graduates in four years – the most in the SEC. In 2018, Auburn received an Academic Progress Rate Public Recognition Award marking the first time the Tigers have been honored since the award began tracking data in 2004. The NCAA annually honors teams earning multiyear Academic Progress Rates in the top 10 percent of all squads in each sport.
- Auburn recently secured its third perfect APR score of 1,000 in mid-May, something that has never been accomplished in program history.
- In the past four years, Auburn men's basketball has averaged an APR of 995 (out of 1,000). In the previous four seasons before Pearl and his staff arrived, Auburn's APR average score was 940.
- Bruce Pearl has raised \$1 million in only four golf tournaments at Auburn. Pearl and his wife, Brandy, have remarkably raised \$770,000 in the last three years benefitting Children's Harbor in Birmingham through the Bruce Pearl Fore the Children Golf Classic. The mission of Children's Harbor is to help children with serious illness and their families. Over \$200,000 was raised in the Bruce, Barkley & Basketball Golf Classic Oct. 23-24, 2016, benefitting the Auburn Basketball program.
- Pearl started AURLIVE at Auburn in 2015-16 to benefit cancer patients in the fight to beat cancer. AURLIVE raises the awareness of cancer prevention and detection while t-shirt sales and donations raise money to benefit cancer patients. He initiated the AURLIVE program in 2009 at Tennessee in recognition of former Vol Chris Lofton, who beat testicular cancer through early diagnosis and treatment and went on to play the entire 2007-08 season while recovering from his battle with the disease.
- The Bruce Pearl Family Foundation in conjunction with L5 Foundation, an organization dedicated to addressing the essential and basic needs of cancer patients, donated \$20,000 to five charities in a ceremony in Knoxville in August 2015.
- The Pearl family announced on Feb. 27, 2007, a \$100,000 donation to endow a scholarship in the name of former Tennessee player Dane Bradshaw. The Dane Bradshaw Athletic Scholarship Endowment is awarded to the male or female student-athlete at UT who best epitomizes the characteristics of the 2006-07 senior captain.

## TOP PERFORMANCES UNDER PEARL AT AUBURN

## MOST POINTS TEAM

- 119, vs. Northwestern State (Nov. 27, 2015)  
119, vs. Winthrop (Nov. 24, 2017)
- 117, vs. Coastal Carolina (Dec. 15, 2016)
- 105, vs. Louisiana (Nov. 21, 2014)
- 103, vs. Mississippi College (Nov. 14, 2018)**

## MOST POINTS INDIVIDUAL

- 34, Bryce Brown vs. Dayton (Dec. 8, 2018)**
- 31, Bryce Brown vs. Norfolk State (Nov. 10, 2017)  
31, Mustapha Heron vs. Winthrop (Nov. 24, 2017)  
**31, Jared Harper at UAB (Dec. 15, 2018)**
- 29, Antoine Mason at Kentucky (Feb. 21, 2015)  
29, KT Harrell vs. LSU (Mar. 13, 2015)  
29, Bryce Brown vs. South Carolina (Mar. 3, 2018)

## MOST REBOUNDS TEAM

- 66, vs. Mississippi College (Nov. 14, 2018)**
- 52, vs. Gardner-Webb (Dec. 6, 2017)
- 51, vs. Eastern Kentucky (Nov. 17, 2016)  
51, at UConn (Dec. 23, 2016)
- 50, at Texas A&M (Jan. 16, 2019)**

## MOST REBOUNDS INDIVIDUAL

- 19, Cinmeon Bowers at Middle Tennessee (Dec. 12, 2015)
- 18, Cinmeon Bowers vs. Alabama (Jan. 19, 2016)  
18, Cinmeon Bowers vs. Ole Miss (Feb. 20, 2016)
- 17, Cinmeon Bowers vs. Milwaukee (Nov. 14, 2014)  
17, Cinmeon Bowers vs. Winthrop (Dec. 17, 2014)  
17, Cinmeon Bowers vs. Mississippi State (Jan. 21, 2015)  
**17, Horace Spencer vs. Mississippi College (Nov. 14, 2018)**

## MOST 3-POINTERS TEAM

- 21, vs. Coastal Carolina (Dec. 15, 2016)
- 18, vs. South Alabama (Nov. 6, 2018)**
- 17, vs. Arkansas (Feb. 20, 2019)**  
17, vs. Northwestern State (Nov. 27, 2015)  
17, vs. Vanderbilt (Feb. 3, 2018)

## MOST 3-POINTERS INDIVIDUAL

- 9, Bryce Brown at Arkansas (Feb. 17, 2016)
- 8, Kareem Canty at Middle Tennessee (Dec. 12, 2015)  
8, Bryce Brown vs. South Carolina (Mar. 3, 2018)
- 7, KT Harrell vs. Coastal Carolina (Dec. 5, 2014)  
7, Bryce Brown at Ole Miss (Jan. 9, 2019)

## MOST FT MADE TEAM

- 31, vs. Arkansas (Feb. 10, 2015)  
31, at Arkansas - Feb. 27, 2018)
- 30, at South Carolina (Feb. 17, 2018)
- 29, vs. Georgia (Feb. 24, 2016)  
29, vs. Ole Miss (Jan. 9, 2017)

## MOST FT MADE INDIVIDUAL

- 15, KT Harrell vs. Georgia (Mar. 3, 2015)  
**15, Jared Harper at UAB (Dec. 15, 2018)**
- 14, Jared Harper vs. Ole Miss (Jan. 7, 2017)
- 12, Desean Murray vs. Ole Miss (Jan. 9, 2018)
- 11, Cinmeon Bowers vs. Missouri (Jan. 10, 2015)  
11, KT Harrell vs. Texas A&M (Mar. 12, 2015)  
11, KT Harrell vs. Kentucky (Mar. 14, 2015)  
11, Jared Harper at Arkansas (Feb. 27, 2018)  
11, Austin Wiley vs. Alabama (Jan. 21, 2017)  
11, Jared Harper vs. Oklahoma (Dec. 21, 2016)

## MOST FT ATTEMPTED TEAM

- 42, vs. Eastern Kentucky (Nov. 17, 2016)  
42, vs. Alabama (Jan. 21, 2017)
- 40, vs. Arkansas (Feb. 10, 2015)  
40, vs. Alabama (Jan. 19, 2016)
- 39, vs. Milwaukee (Nov. 14, 2014)  
39, vs. Georgia (Feb. 24, 2016)  
39, vs. Georgia State (Nov. 14, 2016)  
39, at South Carolina (Jan. 24, 2017)  
39, vs. Florida (Feb. 14, 2017)

## MOST FT ATTEMPTED INDIVIDUAL

- 18, Cinmeon Bowers vs. Missouri (Jan. 10, 2015)  
18, KT Harrell vs. LSU (Mar. 13, 2015)  
18, Austin Wiley vs. Alabama (Jan. 21, 2017)
- 17, Jared Harper vs. Ole Miss (Jan. 7, 2017)
- 16, Cinmeon Bowers vs. LSU (Feb. 2, 2016)  
**16, Jared Harper at UAB (Dec. 15, 2018)**

## MOST ASSISTS TEAM

- 25, vs. Saint Peter's (Nov. 28, 2018)**
- 24, vs. South Alabama (Nov. 6, 2018)**
- 23, vs. Northwestern State (Nov. 27, 2015)  
23, vs. USC Upstate (Nov. 29, 2016)  
23, at TCU (Jan. 28, 2017)  
**23, vs. North Florida (Dec. 29, 2018)**

## MOST ASSISTS INDIVIDUAL

- 14, Jared Harper vs. Vanderbilt (Feb. 3, 2018)
- 13, Jared Harper vs. South Alabama (Nov. 6, 2018)**
- 10, Kareem Canty vs. Northwestern State (Nov. 27, 2015)  
10, Jared Harper vs. Gardner-Webb (Dec. 6, 2017)  
**10, Jared Harper vs. Murray State (Dec. 22, 2018)**  
**10, Jared Harper vs. North Florida (Dec. 29, 2018)**

## MOST STEALS TEAM

- 20, vs. North Florida (Dec. 29, 2018)**
- 16, vs. Saint Peter's (Nov. 28, 2018)**
- 14, vs. Georgia (Jan. 20, 2018)  
14, vs. Alabama (Feb. 21, 2018)  
**14, vs. Mississippi College (Nov. 14, 2018)**

## MOST STEALS INDIVIDUAL

- 5, K.C. Ross-Miller vs. Oregon State (Nov. 26, 2014)  
5, K.C. Ross-Miller vs. Middle Tennessee (Dec. 29, 2014)  
5, Antoine Mason at LSU (Feb. 5, 2015)  
**5, Malik Dunbar vs. UNC Asheville (Dec. 4, 2018)**  
**5, Chuma Okeke vs. Murray State (Dec. 22, 2018)**  
**5, Chuma Okeke vs. North Florida (Dec. 29, 2018)**

## MOST BLOCKS TEAM

- 12, at Missouri (Jan. 10, 2017)  
**12, vs. UNC Asheville (Dec. 4, 2018)**
- 11, vs. Boston College (Dec. 12, 2016)  
10, vs. Gardner-Webb (Dec. 6, 2017)  
10, at Murray St. (Dec. 19, 2017)  
10, vs. Cornell (Dec. 30, 2017)

## MOST BLOCKS INDIVIDUAL

- 7, Horace Spencer at Arkansas (Feb. 17, 2016)
- 6, Horace Spencer vs. Oklahoma State (Jan. 30, 2016)  
6, Horace Spencer vs. Boston College (Dec. 12, 2016)  
6, Anfernee McLemore vs. Gardner-Webb (Dec. 6, 2017)  
6, Anfernee McLemore at Missouri (Jan. 24, 2018)

**AUBURN VS. KENTUCKY SERIES**

» Auburn trails Kentucky 93-19 all-time, but the two teams have split the last four games in the series, including #12 Kentucky's 82-80 victory at #14 Auburn on Jan. 19. Prior to this season, the two teams have played once each of the last three years with the home team winning all three games. Auburn won 75-70 in 2016 and 76-66 last season, while Kentucky earned a 92-72 victory in 2017. Prior to the last four games, Kentucky had won 18 straight and 32 of the last 33 in the series. This season is the first time the two teams will play twice during the regular season since the 2012-13 season. Prior to that, they had not faced each other twice in the regular season since doing so for 27 consecutive seasons from 1965-91.

» Kentucky leads 31-15 in games played in Auburn, including a 4-2 advantage at Auburn Arena. Auburn has won two of its last three home games against Kentucky.

» Kentucky leads 47-2 in games played at Kentucky, including a 27-2 mark at Rupp Arena. The Wildcats have won 16 straight games in the series in games played at Kentucky since Auburn's last win at Rupp Arena, a 53-52 decision on Jan. 9, 1988, when John Caylor nailed a 3-pointer with 10 seconds remaining to lift Auburn to a 53-52 victory over the No. 1 Wildcats.

» Bruce Pearl is 6-13 in his head coaching career against Kentucky. Pearl is 2-4 against the Wildcats at Auburn, including 0-2 at Rupp Arena. At Tennessee, Pearl was 3-3 vs. Kentucky in Knoxville, 1-5 in Lexington and 0-1 at neutral sites.

» Bruce Pearl is 5-10 against John Calipari. Pearl is 4-3 at home, 1-5 on the road and 0-2 at neutral sites in matchups between the two head coaches.

**AUBURN VS. RANKED TEAMS**

» This is Auburn's sixth game of the season against an AP-ranked team. The Tigers are 1-4 in the previous five games with the four losses coming by eight points or less.

» Auburn is 62-208 (.230) all-time against ranked opponents. The Tigers are 3-5 all-time against teams ranked #4 in the AP poll. Auburn has lost 17 straight games against AP Top-5 teams since its last win over a top-5 opponent, a 104-90 victory over #4 Arkansas in Auburn on Jan. 14, 1995. The Tigers have compiled a 7-55 (.113) record against top-5 opponents.

» Auburn is 12-98 all-time in road games against ranked opponents, and has lost 17 of its last 18 games on the road against ranked opponents, with its one road win over a ranked opponent during that time coming in a 94-84 victory at #23 Tennessee last season.

**AUBURN VS. RANKED KENTUCKY**

» Auburn is 10-60 (.143) all-time against ranked Kentucky teams, including 2-33 (.057) against Wildcat teams ranked in the top 5. The Tigers are 1-16 all-time at Kentucky when the Wildcats are ranked in the top 5 with their one win coming when John Caylor lifted Auburn over the top-ranked Wildcats in 1988, and are 2-27 on the road against ranked Kentucky teams.

**100 SEC WINS ... AND COUNTING**

» With a win at Vanderbilt on Feb. 16, Auburn head coach Bruce Pearl picked up his 100th SEC win. Pearl became the 23rd coach in conference history to amass 100 victories and just the fifth to accomplish the feat while coaching two schools.

» The other coaches to have 100 SEC wins while leading two programs include C.M. Newton (195, Alabama and Vanderbilt), Tubby Smith (139, Georgia and Kentucky), Don DeVoe (110, Tennessee and Florida) and John Mauer (103, Tennessee and Florida).

» Coach Pearl is one of just two active coaches to tally 100 conference wins in the league, joining Kentucky head coach John Calipari.

**DYNAMIC BACKCOURT**

» Auburn has been led so far this season by its dynamic backcourt of Bryce Brown and Jared Harper. The duo is averaging 31.5 points and 6.1 3-point field goals per game. The pair has been

**TALE OF THE TAPE**



Scoring Offense	81.6	78.2
Scoring Defense	67.4	65.3
Scoring Margin	+14.2	+12.8
FG Pct.	.454	.477
FG Pct. Defense	.416	.406
3-pt. FG Pct.	.379	.354
3-pt. FG Pct. Defense	.337	.350
FT Pct.	.692	.747
Rebounds Per Game	37.0	38.6
Opp. Rebounds Per Game	34.8	29.4
Rebound Margin	+2.1	+9.2
Assists Per Game	15.2	14.0
Turnovers Per Game	13.3	12.8
Opp. Turnovers Per Game	18.2	13.9
Turnover Margin	+4.8	+1.0
Assist/Turnover Ratio	1.1	1.1
Steals Per Game	9.2	6.4
Blocks Per Game	5.3	4.8

**TOTAL +/-**

	Last Game	Season	Avg.
#0 Spencer	-1	+178	+6.8
#1 Harper	+26	+344	+13.2
#2 Brown	+20	+283	+10.9
#3 Purifoy	+17	+19	+1.4
#4 Dunbar	+15	+164	+6.3
#5 Okeke	+25	+322	+12.4
#10 Doughty	+6	+223	+8.6
#12 McCormick	-3	+68	+2.7
#14 Cook	-3	-2	+0.3
#20 Parker	-3	+1	+0.1
#21 Williams	DNP	-14	-2.0
#22 Macoy	-3	-12	-1.1
#24 McLemore	+16	+190	+7.3
#33 Maasdorp	-3	-28	-2.8
#41 Blackstock	-3	-13	-1.3
#50 Wiley	+4	+98	+4.9
#54 Collier	DNP	-10	-1.3

**PRE-GAME QUOTES**

**Head Coach Bruce Pearl**

On the Arkansas game...  
 "That's a really great win for our program. We have such great respect for Arkansas and the basketball program's history in the SEC. We've kind of evened it up the last three years, which is hard to do against them. I'm very pleased. We got off to a very good start and made shots."

**Anfernee McLemore, F, Jr.**

On 17 made 3s against Arkansas...  
 "We just play our game plan. We shoot a lot and hopefully we make a lot. I feel like anybody on the court can make a three, one through five."

On defense efficiency the last few games...  
 "It's just an emphasis in the game plan. We kind of knew that was one of our downfalls early in league play. That's the reason we lost three in a row because we gave up 80 points a game. We kind of made it a big focus in practice and in games to just try and force turnovers and hold team under 60."

**PLAYER TO WATCH: BRYCE BROWN**

The last two games against Kentucky have been memorable for Bryce Brown. Last year, the Stone Mountain, Ga. native played through a shoulder injury and dropped 18 points, willing Auburn to an 76-66 victory. Earlier this season, the senior caught fire as he poured in 25 of his game-high 28 points in the second half on 8-of-9 shooting, including 6-of-7 from 3-point land.



even better in conference play, averaging 32.8 points and 6.3 3-pointers on 42.7 percent shooting from deep. Brown (3.5; 2nd) and Harper (2.6; 4th) are the only pair of teammates who rank in the top four in the SEC in 3-point field goals per game and are also the only duo ranked in the top five in 3-point field goal percentage (Brown 41.3 percent, 3rd; Harper 39.3 percent, 5th). They have made 158 3s, which is more than 34 DI teams.

**Highest-Scoring Duos in the SEC**

Players	Team	Total Pts	PPG
Williams/Schofield	Tennessee	926	35.6
Tyree/Davis	Ole Miss	887	34.1
Brown/Harper	Auburn	819	31.5

» The duo has combined for 13 20-point games this season, including Auburn's win over Xavier in the first round of the Maui Invitational when Brown scored 26 and Harper added 25, season highs for each at the time. The pair has each had a 30-plus-point game this season. Against Dayton on Dec. 8, Brown scored a career-high 34 points, including 22 first-half points, on 10-of-18 field goals, 6-of-13 from 3-point range and 8-of-9 from the free-throw line, while Harper added 20 points on 4-of-7 shooting from long range and 6-of-6 from the free-throw line. He also dished out seven assists to just one turnover. In Auburn's win over UAB on Dec. 15, Harper scored a career-high 31 points, including 23 of the Tigers' last 30 points over the final 9:23 of regulation and overtime.

» Brown leads the SEC with 3.8 3-point FGM and is second with a 47.1 3-point field goal percentage in SEC play, while Harper is tied for fourth at 2.5 3-point FGM and sixth with a 37.5 3-point field goal percentage.

» Bryce Brown's 34 points vs. Dayton are the most by a Tiger since Toney Douglas scored 38 points against Nicholls State on Nov. 24, 2004, and are tied with Isaiah Joe of Arkansas for the third-most points scored in the SEC this season. He is tied for fifth in the SEC averaging 16.3 ppg, while Harper is ninth at 15.2 points per game.

**DOWNTOWN BRYCE BROWN**

» Bryce Brown became Auburn's all-time career 3-point king in the Tigers' final game of the Maui Invitational against Arizona passing the old mark of 262 3-pointers set by Wesley Person. The record breaker came with 5:00 remaining in the game as the Tigers led 66-51. Brown has made 331 career 3-pointers, becoming the eighth player to reach 300 career 3-pointers in SEC history in the Tigers' game against Kentucky on Jan 19. At Mississippi State on Jan. 26, he broke a tie with Vanderbilt's John Jenkins for seventh in career 3s in SEC history. He has the fifth-most career 3s among all active DI players.

» Against Florida on Feb. 5, Brown became the 13th player in Auburn history to reach 1,400 career points. He scored 18 points against Arkansas Wednesday to break a tie with Scott Pohlman for 11th on Auburn's career scoring chart with 1,460 career points, which is third among active SEC players. The senior has moved up 22 spots on Auburn's career scoring chart this season.

**All-Time Scoring List (Auburn)**

10. Marquis Daniels	1999-2003	1,532
11. <b>Bryce Brown</b>	<b>2015-P</b>	<b>1,460</b>
12. Scott Pohlman	1997-2001	1,442
13. DeWayne Reed	2006-10	1,426

» Brown scored eight points against Ole Miss on Feb. 13, snapping a string of 12 straight games in double figures. He averaged 17.8 points per game and shot 48-of-101 (47.5 percent) from 3-point range in those 12 games. The senior has since made it 14 double figure scoring games in his last 15 contests with 14 points in the Tigers' win at Vanderbilt on Feb. 16 and 18 points vs. Arkansas Wednesday. He has led Auburn in scoring a team-best 13 times this season. He led Auburn with 28 points, including 25 in the second half against Kentucky on Jan. 19. He was 8-of-9 from the field, 6-of-7 from 3-point range and 6-of-6 from the free-throw line against the Wildcats. At Texas A&M on Jan. 16, Brown scored 22 points, including 20 in the first half and 18 straight points for Auburn at one point. Brown, who scored 22 points in the first half against Dayton on Dec. 8, has scored 20-plus points in a half three times this season. Six of his 17 career 20-point games have come this season, including four in Auburn's 13 SEC games this season. He became the 19th player in Auburn history to score 1,300 career points against Kentucky on Jan. 19.

» Brown, who has made at least four 3-pointers in 13 of 26 games this season, is the SEC's fifth-leading scorer in conference play at 17.3 points per game and leads the league in SEC play with 3.8 3s per game and is second with a 47.1 3-point field goal percentage. He averaged 20.3 points and hit 13 3s in three games in the Maui Invitational. Brown extended his own Auburn career record with his 23rd game with at least five made 3s against Arkansas on Wednesday. He has eight games with at least five 3s this season, including the Tigers' games at Texas A&M on Jan. 16 and against Kentucky on Jan. 19 where he was 11-of-18 from distance. He is second in the SEC averaging 3.5 made 3s per game this season.

**KENPOM.COM CORNER**

**Adjusted Efficiency Margin**

Value	SEC	NCAA
+22.2	3rd	16th

**Adjusted Offensive Efficiency**

Points scored per 100 possessions

Value	SEC	NCAA
117.7	4th	15th

**Adjusted Defensive Efficiency**

Points allowed per 100 possessions

Value	SEC	NCAA
95.5	3rd	38th

» Brown is 331-of-849 (.390) from 3-point range in his career. He made two triples at Mississippi State on Jan. 26 to break a tie with Vanderbilt's John Jenkins for seventh in career 3-pointers in SEC history. His five 3-pointers in his last game against Arkansas give him 90 on the season, which moves him past Tay Waller (87; 2009-10) into sixth on Auburn's single-season 3-point field goals list. He is the only player in school history to have three of Auburn's top 10 seasons for 3FGM as he currently has seasons that rank second, sixth and tied for ninth. Last season, he made 107 triples, coming within one 3-pointer of Lance Weems' school record, and he set an Auburn freshman record with 78 3-pointers in 2015-16. His 849 3-pointers attempted are sixth-most in SEC history.

**All-Time 3-Pointers Made (SEC)**

1. Chris Lofton (UT)	2005-08	431
2. Shan Foster (VU)	2005-08	367
3. Pat Bradley (AR)	1996-99	366
4. Allan Houston (UT)	1990-93	346
5. Chris Warren (OM)	2008-11	334
6. Kenny Boynton (UF)	2009-13	333
7. <b>Bryce Brown (AU)</b>	<b>2015-P</b>	<b>331</b>
8. John Jenkins (VU)	2010-12	306
9. Ronnie McMahon (VU)	1992-95	296

**OFF THE COURT: ANFERNEE MCLEMORE**

Anfernee McLemore is the perfect embodiment of what it means to be a student-athlete at Auburn University. The two-time Academic Top Tiger honoree recently served on the prestigious Southeastern Conference Men's Basketball Leadership Council. He also has logged hours at the "Breakfast Club" where he serves as a role model for young kids in the Auburn community.



**All-Time 3-Pointers Made (Auburn)**

1. <b>Bryce Brown</b>	<b>2015-P</b>	<b>331</b>
2. Wesley Person	1990-94	262
3. Lance Weems	1992-96	240
4. Ronnie Battle	1989-93	236
5. Frankie Sullivan	2008-13	228
6. Scott Pohlman	1997-2001	206
7. Tay Waller	2008-10	187
8. Daymeon Fishback	1996-2000	185
9. DeWayne Reed	2006-10	184
10. <b>Jared Harper</b>	<b>2016-P</b>	<b>183</b>

**Single-Season 3-Pointers Made (Auburn)**

1. Lance Weems	1995-96	108
2. <b>Bryce Brown</b>	<b>2017-18</b>	<b>107</b>
3. Tay Waller	2008-09	100
4. KT Harrell	2014-15	98
5. Wesley Person	1993-94	93
6. <b>Bryce Brown</b>	<b>2018-19</b>	<b>93</b>
7. Tay Waller	2009-10	87
8. Keenan Carpenter	1988-89	84
9. Lance Weems	1994-95	78
<b>Bryce Brown</b>	<b>2015-16</b>	<b>78</b>

» Brown is ninth in the SEC shooting 43.7 percent from the field. He is the only player who is ranked in the top 10 in the SEC in field-goal percentage who has taken over half his shots from beyond the arc. For the season, 218 of his 311 (70.1 percent) have been from 3-point range.

**CHEF HARPER WITH THE POP, BOY**

» Jared Harper, who was named to the Lute Olson Award Mid-Season Watch List earlier this season, scored an SEC career-high 25 points at LSU (7-of-11 FGs, 5-of-8 3s and 6-of-6 FTs) on Feb. 9 to go along with seven assists. It is Harper's 17th career 20-point game, including seven this season. He has scored in double figures in 11 of the last 12 games, including leading the Tigers with 16 points and eight assists in their last road game at Vanderbilt. The only game he did not score in double figures during that span was in the Tigers' game against Florida on Feb. 5 when he scored eight points in 27 minutes after missing some time in the first half with an ankle injury. He has played at least 30 minutes in Auburn's other 12 SEC games.

» Harper is averaging 16.0 points and 5.5 assists over the last 12 games. He has 1,209 career points (24th all-time at Auburn) and 440 assists (9th all-time at Auburn), becoming the fifth player in Auburn history with 1,100 career points and 400 career assists. Against the Bulldogs, he also became the ninth player in program history to top 400 career assists and moved into the school's career top 10 for 3-pointers. Harper, who has made a 3-pointer in 20 straight games, has 183 career 3-point field goals, which is 10th all-time at Auburn, one behind DeWayne Reed (2006-10) for ninth, two behind Daymeon Fishback (1996-2000) for eighth and three behind Tay Waller (2008-10) for seventh.

» The Tigers' point guard is the only player in the SEC averaging 15 points and six assists per game. He is ninth in the SEC with 15.2 points per game and second in the SEC and 13th nationally with 6.2 assists per game, while playing 33.4 minutes per game, which is fourth in the SEC. He is fifth in the league with an 82.4 free-throw percentage and is fifth shooting 39.3 percent from 3-point range, while making 2.6 shots from long range per game, which is fourth.

» Auburn has scored 406 points off of Harper's assists this season. Harper has made or assisted on 279 of Auburn's 735 made field goals this season (38.0 percent). Harper's 440 career assists lead all SEC players and are seventh among all DI juniors.

» Harper has five career games with double-digit assists, including three this season, and he is tied for third in the SEC with a 2.5 assist-to-turnover ratio.

**All-Time Assists**

1. Gerald White	1983-87	624
2. Wes Flanigan	1993-97	573
3. Doc Robinson	1996-2000	568
4. Quantez Robertson	2005-09	529
5. Eddie Johnson	1973-77	499
6. DeWayne Reed	2006-10	477
7. Reggie Gallon	1989-93	466
8. Paul Daniels	1980-84	460
9. <b>Jared Harper</b>	<b>2016-P</b>	<b>440</b>

**AWARD CASE**

**Bryce Brown**

Jerry West Award Watch List  
Preseason All-SEC Second Team  
SEC Player of the Week (Nov. 26)

**Samir Doughty**

Top Impact Transfer (Jon Rothstein)

**Jared Harper**

Bob Cousy Award Watch List  
Preseason All-SEC Second Team  
Maui Invitational All-Tournament Team  
Lute Olson Player of the Year Mid-Season List

**Chuma Okeke**

Top-20 Breakout Player (Jon Rothstein)  
SEC Player of the Week (Nov. 12)

**Austin Wiley**

Kareem Abdul-Jabbar Award Watch List

» Harper has made 358 free throws in his career, moving past Chris Denson for third on Auburn's career free throws made list. He is fifth in the SEC with an 82.4 free-throw percentage.

**All-Time Free Throws Made**

1. John Mengelt	1968-71	496
2. Eddie Johnson	1973-77	410
3. <b>Jared Harper</b>	<b>2016-P</b>	<b>358</b>
4. Chris Denson	2010-14	341
5. Wes Flanigan	1993-97	338

» Harper became the 38th member of Auburn's 1,000-point club in Auburn's last nonconference game against North Florida. Since then, Harper has elevated himself into a tie for 26th on the all-time scoring list with Charles Barkley.

**All-Time Scoring List (Auburn)**

21. Frank Tolbert	2004-08	1,242
22. Darrell Lockhart	1979-83	1,236
23. Wes Flanigan	1993-97	1,228
24. <b>Jared Harper</b>	<b>2016-P</b>	<b>1,209</b>
25. KT Harrell	2013-15	1,196

**1,000 Points and 400 Assists (Auburn)**

Player	Years	Points	Assists
Eddie Johnson	1973-77	1,988	499
Dewayne Reed	2006-10	1,426	468
Doc Robinson	1996-00	1,322	568
Wes Flanigan	1993-97	1,208	573
<b>Jared Harper</b>	<b>2016-P</b>	<b>1,209</b>	<b>440</b>

**HOME STREAK**

» Auburn had its 12-game home winning streak snapped with an 82-80 loss to Kentucky on Jan. 19. The streak started with a 76-66 victory over Kentucky on Feb. 14, 2018. Auburn is 27-3 at home since the beginning of the 2017-18 season, including a 13-game winning streak at Auburn Arena starting with a 89-78 victory over Missouri in the last home game of the 2016-17 season and ending with the Tigers' only home loss last season, an 81-80 loss to Texas A&M on Feb. 7, 2018.

**GAMEDAY EXPERIENCE: AUBURN ARENA**

Built at a cost of \$86 million, Auburn Arena seats 9,121 fans for basketball games. Auburn Arena replaced the old Beard-Eaves Memorial Coliseum as the home of Tiger basketball for the 2010-11 season. The furthest seat in Auburn Arena is just 43 feet away from the court. Two-thirds of the seats are less than 27 feet in elevation from courtside offering a home environment that is unrivaled.





Streak	Began	Ended
36	Ga Tech (1/26/57)	Miss St (1/7/61)
30	So Miss (3/11/98)	#12 LSU (3/1/00)
17	Miss St (1/1/27)	Ole Miss (2/10/28)
15	Ga Tech (2/27/74)	Alabama (1/10/76)
13	Missouri (3/4/17)	Texas A&M (2/7/18)
12	Kentucky (2/14/18)	Kentucky (1/19/19)

» The Tigers' only three home losses in their last 30 games at Auburn Arena have been by a combined eight points. Bruce Pearl is the first coach in Auburn history to lead the Tigers on multiple home winning streaks of at least 12 games. Auburn is one of nine Power 5 conference teams that has won at least 90 percent of its home games since the start of the 2017-18 season.

**Best Power-5 Home Records in Last 2 Seasons**

Team	Record	Pct.
Michigan	31-1	.969
Purdue	29-1	.967
Texas Tech	31-2	.939
Michigan State	29-2	.935
Tennessee	29-2	.935
Virginia	28-2	.933
Kentucky	30-3	.909
Auburn	28-3	.903
Duke	28-3	.903

**60 WINS OVER LAST THREE SEASONS**

» Auburn has compiled a record of 62-30 over the last three seasons, including 18-8 so far this season. It is the sixth time the Tigers' have won at least 60 games over a three-year span in program history.

Seasons	Wins
1998-99 to 2000-01	71
1997-98 to 1999-00	69
1983-84 to 1985-86	64
<b>2016-17 to 2018-19</b>	<b>62</b>
1984-85 to 1986-87	62
1996-97 to 1998-99	61

» After recording the second-most wins in program history with a 26-8 record last season and currently sitting at 18-8, the Tigers are two wins away from recording back-to-back 20-win seasons for just the third time and only their 11th 20-win season in program history. Auburn had three straight 20-win seasons from 1983-84 to 1985-86 and had consecutive seasons with 20-plus wins in 1998-99 and 1999-2000.

Year	Record	Year	Record
1927-28	20-2	1998-99	29-4
1958-59	20-2	1999-2000	24-10
1983-84	20-11	2002-03	22-12
1984-85	22-12	2008-09	24-12
1985-86	22-11	2017-18	26-8

**TOP OF THE PACK**

» Auburn has fared well in the past two-plus seasons in the non-conference slate. The Tigers lead the SEC in both wins and winning percentage in non-league regular-season games over the last two-plus seasons. Auburn is the only SEC team that has won at least 11 regular-season non-conference games in each of the last three seasons. The streak is the longest in school history. The Tigers' 34 non-conference regular-season wins over that span tie a school record for the most nonconference wins over a 3-year span, which was previously set from 1998-2000.

Team	'16-17	'17-18	'18-19	Total	Pct.
Auburn	11-2	12-1	11-2	34-5	.872
Miss. State	9-3	12-1	12-1	33-5	.868
Kentucky	10-3	11-2	11-2	32-7	.821
Arkansas	11-2	11-2	9-4	31-8	.795
Tennessee	8-5	10-2	12-1	30-8	.789
LSU	8-4	9-3	10-3	27-10	.730
Georgia	9-4	9-3	9-4	27-11	.711
Texas A&M	8-4	11-2	7-5	26-11	.703
Florida	10-3	9-4	8-5	27-12	.692
Ole Miss	9-4	7-6	10-3	26-13	.667
Alabama	7-5	9-4	9-4	25-13	.658
Missouri	5-7	10-3	9-3	24-13	.649
S. Carolina	10-3	9-4	5-8	24-15	.615
Vanderbilt	7-6	6-7	9-4	22-17	.564

(as of games through 18-19 regular season)

» The Tigers have earned wins vs. notable opponents in Arizona, Dayton (twice), Middle Tennessee, Murray State (twice), Oklahoma, TCU, Texas Tech, UConn (twice), Washington and Xavier (twice).

**AUBURN ARENA SELLOUTS**

» In its game against Alabama on Feb. 2, Auburn welcomed a sellout crowd of 9,121 to Auburn Arena. It is the fourth sellout this season and the 26th in the eight-plus years of the facility. Of the 26 sellouts in Auburn Arena history, 21 have come in the four-plus seasons under head coach Bruce Pearl. Ten of the last 15 SEC games at Auburn Arena have been sold out.

**BLOWOUT WINS**

» Auburn is 12th in the country with a +14.2 scoring margin. It is the Tigers' best mark through 26 games since the 1998-99 Tigers had a +23.4 scoring margin through the first 26 games. The current margin is on pace to be the third-best scoring margin for a season in program history. Fifteen of Auburn's 18 victories are by double digits, and nine are by at least 20 points. The Tigers' 18 wins are by an average of 23.3 points. Auburn has 34 double-digit wins since the start of last season, which is seven more double-digit wins than the Tigers' had in the previous five seasons combined and is more than the overall win total of six SEC teams since the start of last season. Auburn leads the SEC with 17 double-digit wins in league play since the start of the 2017-18 season.

» All seven of Auburn's SEC victories have been by 11 or more points and are by an average of 19.6 points per victory, including the Tigers' 92-58 victory over Missouri on Jan. 30, which is tied for the Tigers' 12th-largest margin of victory in an SEC game in program history and the 17th time Auburn has defeated an SEC opponent by at least 30 points. The Tigers followed its victory in the battle of the Tigers with an 84-63 victory over Alabama. It is the first time the Tigers have won consecutive SEC games by at least 20 points since winning four straight conference games by 20-plus points from Feb. 3-13, 1999. The Tigers' 34-point victory over Missouri is Auburn's largest SEC win since the Tigers defeated Alabama 102-61 on Feb. 13, 1999, and the largest margin of victory in an SEC game in the history of Auburn Arena. After its 41-point victory over Alabama in the 1999 regular season, the Tigers defeated the Crimson Tide 93-61 in the SEC Tournament.

**TOP-10 CLASS**

On the heels of a 26-win season that included a Southeastern Conference championship and a berth in the NCAA Tournament, head coach Bruce Pearl and the Auburn basketball team have signed a top-10 recruiting class that includes five four-star prospects.

"What jumps out to me about this class is the character, toughness, hunger, not entitled and wanting to continue to make history at Auburn. I think all five of these guys have a chance to be great Auburn men."  
- Coach Pearl

**2019 CLASS**

Player	Pos.	Ht.	Hometown
Babatunde Akingbola	C	6-8	Powder Springs, Ga.
Allen Flanigan	G/F	6-5	Little Rock, Ark.
Tyrell Jones	G	6-1	Chicago, Ill.
Isaac Okoro	F	6-6	Powder Springs, Ga.
Jaylin Williams	F	6-7	Nahunta, Ga.

**Babatunde "Stretch" Akingbola  
6-8, 220, C**

ESPN - 3 star, #15 in Georgia, #52 PF  
Rivals - 4 star  
247 Sports - 3 star, #15 in Georgia, #47 C

- Had 70 reb and 27 blk in Nike EYBL circuit
- 6.0 pts, 6.1 reb, 3.0 blk, 1.1 apg as junior at McEachern HS
- Led team to third-place finish at the 45th annual City of Palms Classic

**Allen Flanigan  
6-5, 200, G/F**

ESPN - 4 star, #1 in Arkansas, #33 SF  
Rivals - 3 star  
247 Sports - 3 star, #3 in Arkansas, #63 SF

- Son of Auburn legend and current assistant coach Wes Flanigan
- 13.0 ppg, 6.5 rpg, 2.9 spg as a junior at Parkview Magnet HS
- As a junior, averaged 13.0 points, 6.5 rebounds and 2.9 assists per game while playing for his grandfather, Alfred Flanigan

**Tyrell Jones  
6-1, 170, G**

ESPN - 4 star, #92 overall, #8 in Florida, #13 PG  
Rivals - 4 star, #105 overall, #16 PG  
247 Sports - 4 star, #88 overall, #13 in Florida

- 17.2 ppg, 3.0 apg, 3.0 rpg, 2.2 spg as a junior at West Oaks Academy in Orlando, Fla.
- Secured 11 games in double figures as a junior
- Hit a school record 12 3s in one game

**Isaac Okoro  
6-6, 215, F**

ESPN - 4 star, #44 overall, #2 in Georgia, #7 SF  
Rivals - 4 star, #32 overall, #5 SF  
247 Sports - 4 star, #38 overall, #2 in Georgia, #7 SF

- Gold Medalist for USA U17 World Cup Team
- 20.3 ppg, 6.4 rpg as a junior for McEachern HS
- In three seasons, led the team to an 81-8 record that includes three state tournament appearances.

**Jaylin Williams  
6-7, 215, F**

ESPN - 4 star, #6 in Georgia, #35 SF  
Rivals - 4 star, #95 overall, #22 PF  
247 Sports - 4 star, #6 in Georgia, #21 PF

- First Team All-State selection as a junior
- Had consecutive games where he scored 44 points, followed by a 51-point, 10-rebound, 6-block outing
- Averaged 11.9 points, 4.9 rebounds and 1.9 assists while shooting 63 percent from the floor last summer

## AUBURN VS. TOP SCORERS

In 18 of 25 games this season (excludes season opener), the Tigers have held an opponent's leading scorer under his season average entering the game. Auburn has held these players 3.1 points per game under their average entering the game on 40.2 percent shooting.

In SEC play, the Tigers have held nine of their first 13 opponents' leading scorers under their season averages. Auburn has held these players to 12.4 points per game, 2.7 points below their average entering the game, on 39.5 percent shooting.

Leading Scorer	PPG	Pts	FG	Diff.
Dickerson (UW)	18.0	12	6-10	-6.0
Boston (MC)	20.0	9	4-14	-11.0
Marshall (XU)	14.3	10	3-9	-4.3
Barrett (DU)	24.0	18	7-20	-6.0
Randolph (AZ)	17.2	18	6-10	+0.8
Turner (SP)	19.4	12	3-14	-7.4
Baker (AVL)	15.6	4	2-10	-11.6
Cunningham (UD)	14.9	14	6-8	-0.9
Bryant (UAB)	12.9	13	5-15	+0.1
Dorn (NCS)	16.0	6	2-6	-10.0
Morant (MS)	22.8	25	7-14	+2.2
Horchler (NF)	15.7	10	4-5	-5.7
Tyree (OM)	18.4	5	1-10	-13.4
Hammonds (UG)	14.2	9	2-6	-5.2
Starks (AM)	14.4	6	3-14	-8.4
Johnson (UK)	14.6	20	7-11	+5.4
Lawson (SC)	13.6	7	2-9	-6.6
Weatherspoon (MS)	16.8	27	6-9	+10.2
Geist (MIZ)	13.9	11	4-12	-2.9
Lewis Jr. (UA)	13.7	13	4-6	-0.7
Allen (UF)	13.0	10	4-11	-3.0
Waters (LSU)	15.6	19	5-16	+3.4
Tyree (OM)	18.5	20	6-12	+1.5
Lee (VU)	13.5	4	1-3	-9.5
Gafford (ARK)	16.6	10	4-5	-6.6
	15.6	312	104-259	-3.1
		(12.5)	(40.2%)	

» In its last game, Auburn defeated Arkansas 79-56. The 23-point victory is the third time the Tigers have defeated the Razorbacks by at least 20 points in the 53-game series history and is two points shy of Auburn's largest margin of victory in the series (101-76 on Jan. 6, 1996).

» Seventeen of Auburn's 20 SEC wins since the start of last season have been by double digits, including all seven this season. The Tigers had 13 double-digit SEC wins in the previous eight years combined.

### Highest Scoring Margins All-Time

Rank	Year	Margin
1.	1998-99	+19.6
2.	1958-59	+17.4
3.	2018-19	+14.2
4.	1962-63	+11.2
5.	1961-62	+10.2

### GLASS EATERS

» Auburn is averaging 13.2 offensive rebounds per game, which is 12th nationally, leading to an average of 12.6 second-chance points per game (327 in 26 games). Four times this season Auburn has outrebounded an opponent by 15, including 50-33 against Texas A&M, and has won the rebounding battle in 15 of 26 games. The Tigers are 14-1 in those games. Auburn has pulled down at least 15 offensive rebounds in 10 of 26 games this season.

» Chuma Okeke (2.7; t-1st SEC), Horace Spencer (2.2), Austin Wiley (1.9), Anfernee McLemore (1.3) and Samir Doughty (1.2) lead Auburn in offensive rebounding.

### AREAS OF IMPROVEMENT

» Comparing the 2017-18 team to the 2018-19 team, the Tigers have made significant strides in a plethora of areas.

Through 26 Games	17-18	18-19
3-Pointers	261 (10.0)	291 (11.2)
Offensive Rebounds	313 (12.0)	342 (13.2)
Points Off Turnovers	478 (18.4)	608 (23.4)
Steals	195 (7.5)	239 (9.2)
Turnovers Forced	402 (15.5)	473 (18.2)

### KEEP IT 100

» Auburn scored 103 points vs. Mississippi College, the most points for the Tigers since a 119-85 victory over Winthrop last year. It is the second time the Tigers have reached the century mark this season after defeating South Alabama 101-58 and the seventh time in 158 games under head coach Bruce Pearl. Prior to Pearl's arrival, Auburn hadn't scored 100 points in the previous 337 games since a 105-66 victory over Grambling State Nov. 29, 2003.

### BALANCED SCORING

» Auburn is third in the SEC and 16th nationally averaging 81.6 points per game because of a balanced attack that has seven Tigers averaging at least 7.0 points per game including Bryce Brown (16.3), Jared Harper (15.2), Chuma Okeke (11.2), Austin Wiley (8.5), Samir Doughty (7.5), Malik Dunbar (7.5) and Anfernee McLemore (7.0). Six times this season Auburn has had at least five players score in double figures.

» Nine different Tigers have scored in double figures at least once this season. Auburn has topped the 80-point plateau in 14 of 26 games, plus AU has surpassed the 90-point mark seven times and has scored 100-plus twice. The Tigers are 12-2 when scoring at least 80 points. Auburn is on pace to be the seventh-highest scoring team in program history.

### Highest Scoring Teams All-Time

Rank	Year	PPG
1.	1991-92	86.6
2.	1970-71	82.1
3.	1977-78	82.0
4.	2017-18	81.9
5.	1974-75	81.73
6.	1993-94	81.71
7.	2018-19	81.6
8.	1975-76	81.3
9.	1998-99	81.2
10.	1976-77	80.5

### TURNING OVER THE OPPONENT

» Auburn is fourth nationally, and first among power conference teams, forcing 18.2 turnovers per game. The Tigers have forced at least 20 turnovers nine times this season. Auburn is forcing an average of 19.8 turnovers per game at home (297 in 15 home games). Auburn is averaging 13.3 turnovers and is third in the country with a plus-4.9 turnover margin.

» The Tigers are outscoring their opponents 23.5-12.5 on points off turnovers (610-325). Auburn has scored at least 20 points off turnovers 15 times this season (14-1 record), 30 points off turnovers eight times (8-0 record) and topped the 40-point plateau for the first time in their last nonconference game with 41 points off 33 North Florida turnovers in its win over the Ospreys on Dec. 29, while setting a school record for turnovers forced.

» On Feb 16, Auburn forced Vanderbilt into 19 turnovers while the Tigers had a season-low seven turnovers themselves. The Tigers outscored the Commodores 17-0 on points off turnovers. It is the sixth time Auburn has had a plus-10 turnover margin in a game this season.

### Games Forcing 20-plus Turnovers

12/29	North Florida	33
11/28	Saint Peter's	26
12/4	UNC Asheville	25
12/8	Dayton	23
11/6	South Alabama	22
11/19	vs. Xavier	22
12/19	at NC State	22
2/2	Alabama	21
1/30	Missouri	20

### RETURN TO SENDER

» Auburn is eighth nationally averaging 5.3 blocked shots per game. This is on the heels of the Tigers setting a new program record with 180 blocks last season. Auburn has 137 blocked shots this season, passing the 2013-14 and 2003-04 Tigers in its last game to move up to eighth in program history. The Tigers have had four of its program's top-11 single-season block totals during Bruce Pearl's five seasons on the Plains. Auburn and Tennessee are the only DI teams with two players with at least 140 career blocks as the Tigers currently have two of the program's top six all-time shot blockers on their roster.

» Horace Spencer blocked two shots against Missouri on Jan. 30 to become the fourth player to record 150 career blocks all-time at Auburn. Spencer's 154 career blocks are 26th among all active D1 players. Anfernee McLemore blocked two shots in the Tigers' last game against Arkansas to tie Charles Barkley (1981-84) for fifth on Auburn's career blocked shots chart, and his 145 career blocked shots are eighth among all active D1 juniors.

**All-Time Blocks Leaders**

1. Kyle Davis \_\_\_\_\_ 2000-04 \_\_\_ 360
2. Mamadou N'diaye \_\_\_ 1996-2000 \_\_\_ 241
3. Korvotney Barber \_\_\_\_\_ 2005-09 \_\_\_ 155
4. **Horace Spencer \_\_\_\_\_ 2015-P \_\_\_ 154**
5. **Anfernee McLemore \_\_\_\_\_ 2016-P \_\_\_ 145**
- Charles Barkley \_\_\_\_\_ 1981-84 \_\_\_ 145
7. Chris Morris \_\_\_\_\_ 1984-88 \_\_\_ 141
8. Pat Burke \_\_\_\_\_ 1993-97 \_\_\_ 133

**Highest Block Totals in Auburn History**

Rank	Year	Blocks	BPG
1.	2017-18	180	5.3
2.	2002-03	178	5.2
3.	2016-17	162	5.1
4.	2000-01	155	4.8
5.	2001-02	152	5.4
	1997-98	152	5.1
7.	2011-12	149	4.8
8.	<b>2018-19</b>	<b>137</b>	<b>5.3</b>
9.	2013-14	134	4.5
	2003-04	134	4.8

**MAKE IT RAIN ON 'EM**

» Auburn, which leads the SEC and is fourth nationally with 11.2 made 3s per game and also leads the league with a 37.9 3-point field goal percentage, has made 291 3-pointers this season, which is second on the school's single-season 3-point field goal list, only trailing the Tigers' 324 triples from last season. The Tigers lead the league with 11.9 3-pointers (155-of-378) and is second with a 41.0 percent 3-point field goal percentage in SEC play. To put in perspective how many more 3-pointers the Tigers have made than any other team in the SEC, if Auburn did not make a 3-point field goal in the next seven games, the Tigers would be averaging 8.82 3s per game, which is still more than Florida, which ranks second in the SEC with 8.73 treys per game.

» Auburn is on pace to break the current SEC record of 10.04 3-pointers made per game by Kentucky in 1990 by over 1.0 3-pointer per game. The Tigers have made double-digit 3-pointers in 16 of 26 games this season, including nine of 13 SEC games. Auburn's 291 3-point field goals put the Tigers 30 ahead of last year's squad's program record 261 3s through 26 games. Last year's Tigers went on to set a program single-season record with 324 3-pointers.

» The Tigers have made double-digit 3s in 61 of 158 games (38.6 percent) under head coach Bruce Pearl. Prior to Pearl's arrival, the Tigers had just 124 games with at least 10 3s in 855 games since the creation of the 3-point shot in college basketball for the 1986-87 season (14.5 percent).

» Auburn has five games this season with at least 15 3-pointers, including 17 3s in its last game against Arkansas, which matches the Tigers' record for the most 3-point field goals in an SEC game, which they previous set last season against Vanderbilt. Of Auburn's seven SEC games with at least 15 3-pointers all-time, three have come in the last seven games. The Tigers only had nine games with 15 3-pointers all-time prior to this season. Of those nine, five came in Bruce Pearl's first four seasons, giving Auburn 10 of its 14 games with 15 or more 3-pointers all-time in Pearl's five seasons.

**Most 3-Pointers Made in Auburn History**

Rank	Year	3FGM	3PG
1.	2017-18	324	9.5
2.	<b>2018-19</b>	<b>291</b>	<b>11.2</b>
3.	2016-17	289	9.0
4.	1995-96	287	9.0
5.	2008-09	278	7.7

» At 11.2 3-pointers per game, Auburn is on pace to finish with the 25th-best mark in NCAA history for 3s made per game in a season. The Tigers are currently on pace to be the only SEC and Power 5 team ever to total 11.0 3-pointers per game in a season.

**HALF A HUNDRED**

» Auburn's 58-point effort in the second half against Missouri on Jan. 30 is a season high for points in a half for the Tigers and is the eighth time this season Auburn has scored 50 points in a half. It is the most points for the Tigers in a half of an SEC game since Auburn scored 64 points in the second half at Tennessee on Feb. 15, 2006. Auburn has had a 50-point half in eight of its 15 home games and are 7-1 when scoring 50 points in a half. Auburn has scored 50 points in a half 20 times since the start of the 2017-18 season.

**50-Point Halves**

1/30	vs. Missouri (2nd)	58
12/22	vs. Murray State (2nd)	55
11/14	vs. Miss. College (2nd)	55
1/19	vs. Kentucky (2nd)	53
11/6	vs. South Alabama (1st)	52
11/28	vs. Saint Peter's (1st)	51
12/8	vs. Dayton (1st)	51
12/29	vs. North Florida (2nd)	50

**STRONG BENCH PRODUCTION**

» The Tigers have scored at least 20 bench points 12 times, 30 bench points seven times and 40 bench points three times this season. Malik Dunbar, who scored 13 points in Auburn's last road game at Vanderbilt, leads the Tigers with 10 games in double figures off the bench after having just three double-digit scoring games all of last season. Dunbar has scored in double figures four times in Auburn's first 13 SEC games, all off the bench, after scoring in double figures just once in SEC play last season.

» Twenty-one times Auburn has had a player score double figures coming off the bench. Horace Spencer recorded his first career double-double with 14 points and 17 rebounds against Mississippi College coming off the bench. J'Von McCormick scored a career-high 14 points on 6-of-7 shooting to go with three assists, three steals and two rebounds at N.C. State. On average, Auburn outscores its opponents' bench, 24.1-17.6 (627-458).

**LOCKDOWN DEFENSE**

Auburn has ramped up its efforts on the defensive end during the 2018-19 season. Below is a list of the opponents' points per game entering the matchup and what Auburn allowed.

The Tigers are not only one of the top offensive teams in the country, but Auburn has held nine opponents to under 60 points this season, including three under 50, after allowing under 60 points just twice all of last season (34 games), and the Tigers are tied for third in the SEC allowing 67.4 points per game, an improvement of 5.8 points per game from last season. Auburn, who is also third in the SEC averaging 81.6 points per game, is one of only two SEC teams ranked in the top 3 of the league in scoring offense and scoring defense, along with Tennessee.

Auburn has held its last seven opponents to 28.9 percent shooting from 3-point range (50-of-173). Eighteen times this season Auburn has held an opponent to under its scoring average entering the game, including each of the last seven games. Twelve times the Tigers have held an opponent to more than 10 points under its season average.

Game	PPG	Pts	Diff
South Alabama	69.6*	58	N/A
Washington	73.0	66	-7.0
Mississippi College	90.5	52	-38.5
vs. Xavier	80.3	79 ^	-1.3
vs. Duke	96.5	78	-18.5
vs. Arizona	79.2	57	-22.2
Saint Peter's	70.8	49	-21.8
UNC Asheville	56.7	41	-15.7
Dayton	72.9	72	-0.9
at UAB	69.4	71 #	+1.6
at NC State	88.9	78	-10.9
Murray State	77.2	88	+10.8
North Florida	75.6	49	-26.6
at Ole Miss	79.5	82	+2.5
Georgia	77.3	78	+0.7
at Texas A&M	75.4	66	-9.4
Kentucky	80.1	82	+1.9
at South Carolina	74.9	80	+5.1
at Mississippi State	77.7	92	+14.3
Missouri	68.5	58	-10.5
Alabama	75.9	63	-12.9
Florida	69.0	62	-7.0
at LSU	83.4	83	-0.4
Ole Miss	77.9	60	-17.9
at Vanderbilt	72.9	53	-19.9
Arkansas	76.9	56	-20.9
at Kentucky	78.2		
at Georgia			
Mississippi State			
at Alabama			
Tennessee			

\* 2017-18 final average  
 ^ allowed 77 in regulation  
 # allowed 63 in regulation

2018-19 GAME LEADERS

**Led Team in Scoring**

Bryce Brown	13
Jared Harper	8
Chuma Okeke	3
Samir Doughty	1
J'Von McCormick	1
Anfernee McLemore	1
Austin Wiley	1

**Led Team in Rebounding**

Chuma Okeke	13
Austin Wiley	7
Horace Spencer	4
Anfernee McLemore	3
Samir Doughty	2
Malik Dunbar	1

**Led Team in Assists**

Jared Harper	25
Chuma Okeke	2
Samir Doughty	1
Horace Spencer	1

**Led Team in Steals**

Chuma Okeke	11
Samir Doughty	9
Malik Dunbar	7
Jared Harper	6
J'Von McCormick	4
Bryce Brown	3
Danjel Purifoy	3
Anfernee McLemore	2
Horace Spencer	2

**Led Team in Blocks**

Austin Wiley	9
Anfernee McLemore	7
Chuma Okeke	7
Horace Spencer	6
Malik Dunbar	4
Samir Doughty	1

LAST 20 VS. KENTUCKY AND SERIES NOTES

Date	Location	Result	Series Notes
Jan. 22, 2003	Lexington	L, 67-51	All Games: Kentucky leads 93-19
Mar. 15, 2003	New Orleans*	L, 78-58	All Games at Auburn: Kentucky leads 31-15
Feb. 21, 2004	Auburn	L, 68-59	All Games at Auburn Arena: Kentucky leads 4-2
Feb. 23, 2005	Lexington	L, 81-73	All Games at BEMC: Kentucky leads 24-9
Jan. 24, 2006	Auburn	L, 71-62	All Games at Kentucky: Kentucky leads 47-2
Jan. 10, 2007	Lexington	L, 84-57	All Games at Rupp Arena: Kentucky leads 27-2
Feb. 6, 2008	Auburn	L, 66-63	Bruce Pearl vs. Kentucky: 5-14
Jan. 21, 2009	Lexington	L, 73-64	John Calipari vs. Auburn: 9-2
Jan. 16, 2010	Auburn	L, 72-67	All Games at Neutral Sites: Kentucky leads 15-2
Jan. 11, 2011	Lexington	L, 78-54	SEC Tournament Games: Kentucky leads 13-1
Jan. 11, 2012	Auburn	L, 68-63	Current Series Streak: 1 by Kentucky
Jan. 19, 2013	Auburn	L, 75-53	Longest Auburn Streak: 2 ('66-'67/'67-'68, '73-'74/'74-'75 and '86-'87/'87-'88)
Feb. 9, 2013	Lexington	L, 72-62	Longest Kentucky Streak: 18 ('01-'15)
Feb. 12, 2014	Auburn	L, 64-56	
Feb. 21, 2015	Lexington	L, 110-75	
Mar. 14, 2015	Nashville*	L, 91-67	
Jan. 16, 2016	Auburn	W, 75-70	
Jan. 14, 2017	Lexington	L, 92-72	
Feb. 14, 2018	Auburn	W, 76-66	
Jan. 19, 2019	Auburn	L, 82-80	

\* SEC Tournament

**STEALING THE SHOW**

» Auburn is averaging 9.2 steals per game, which is second in the SEC and eighth nationally. The Tigers, who will be looking to record double-digit steals in its third straight SEC game for the first time since doing so in the first three conference games of the 2008-09 season as part of a 7-game streak with double-digit steals, have recorded at least 10 steals in a game 12 times this season (11-1 record). This includes 20 steals in their last nonconference game against North Florida on Dec. 29, which is one off the school record of 21 steals against ULM on Dec. 6, 2008. Auburn had three straight double-digit steals games from 12/19-12/29. Auburn's 13 steals against Alabama on Feb. 2 are its most in an SEC game since the Tigers registered 14 steals against the Crimson Tide last season. The Tigers are eighth nationally averaging 5.3 blocked shots per game. Auburn and Duke are the only two teams in the country that are in the top 10 in blocked shots and steals per game.

» Auburn is led by Chuma Okeke, who is tied for sixth in the SEC with 1.7 steals per game, and Samir Doughty, who is averaging 1.5 steals per game. Okeke has nine games with at least three steals this season (7-2 record), including three in the last six games.

**Most Steals in Auburn History**

Rank	Year	Steals	SPG
1.	1998-99	327	9.9
	2008-09	327	9.1
3.	2006-07	270	8.4
4.	2002-03	269	7.9
5.	2000-01	265	8.3
6.	2007-08	259	8.6
7.	1989-90	258	8.3
8.	2017-18	252	7.4
	2009-10	252	7.9
10.	1995-96	251	7.8
--	<b>2018-19</b>	<b>239</b>	<b>9.2</b>

**CLOSE LOSSES**

» Seven of Auburn's eight losses this season have been by eight points or fewer. The Tigers' losses have been by an average of 6.4 points. In four of Auburn's last five losses, the Tigers have been within six points at the 5:00 mark of the second half.

**TIGERS IN OVERTIME**

» Auburn is 2-0 this season in overtime games. The Tigers defeated Xavier 88-79 on Nov. 19 in the first round of the Maui Invitational and defeated UAB 75-71 in Birmingham's Mike Slive Invitational in their last game. Prior to this season, Auburn's last overtime game was against Missouri in the 2017 SEC Tournament and its last OT win was at UConn on Dec. 23, 2016. Jared Harper has scored 15 of the Tigers' 23 points in overtime this season. Harper scored five of Auburn's 11 points in the extra period against Xavier and then notched 10 of the Tigers' 12 points in the extra session against UAB.

» Auburn is 5-2 in overtime under head coach Bruce Pearl, picking up wins against Xavier and LSU (2014-15), UConn (2016-17) and Xavier and UAB (2018-19).

**NBA SETTING UP CAMP IN AUBURN**

» Head coach Bruce Pearl brought the first-ever Pro Day to Auburn last year. The Tigers completed their second consecutive session in front of NBA scouts and executives in October.

» Between the two one-day events, 59 scouts came to watch Auburn's players go through drills and scrimmage live to showcase their talents.

**OLD, SAVVY VETERANS**

» Despite being a young team during Auburn's run to a conference title in 2017-18, the Tigers have turned into one of the most experienced teams in the country. Auburn is one of just seven programs without a scholarship freshman on its roster, joining Alcorn State, Bethune-Cookman, Louisville, South Alabama, Tulsa and UT Martin.

### STAT RANKINGS (AS OF 2/21)

	Value	SEC	NCAA
Winning Pct.	.692	6th	68th
Scoring Offense	81.6	3rd	24th
Scoring Defense	67.4	3rd	83rd
Scoring Margin	+14.2	2nd	15th
Field Goal Pct.	.454	7th	137th
Field Goal Pct. Def.	.416	6th	89th
3-pt. FG Per Game	11.2	1st	6th
3-pt. FG Pct.	.379	1st	57th
3-pt. FG Pct. Def.	.337	9th	192nd
Free Throw Pct.	.692	9th	191st
Free Throw Made	360	10th	183rd
Free Throws Att.	520	9th	171st
Rebounds	37.0	7th	111th
Rebound Margin	+2.1	9th	130th
Off. Rebounds	19.0	1st	14th
Def. Rebounds	34.4	13th	304th
Assists	15.2	3rd	62nd
Assist/Turnover	1.14	3rd	90th
Turnover Margin	+4.8	1st	3rd
Turnovers Forced	18.2	1st	4th
Blocks	5.3	2nd	8th
Steals	9.2	2nd	9th

#### INDIVIDUAL

##### Assist-to-Turnover Ratio

Jared Harper 2.50 3rd 33rd

##### Assists Per Game

Jared Harper 6.2 2nd 15th

##### Blocks Per Game

Austin Wiley 1.5 11th 104th

Anfernee McLemore 1.3 14th 130th

##### Free Throw Percentage

Jared Harper .824 6th 112th

##### Minutes Per Game

Jared Harper 33:16 4th 217th

##### Offensive Rebounds Per Game

Chuma Okeke 2.7 1st 65th

##### Points Per Game

Bryce Brown 16.3 6th 195th

##### Rebounds Per Game

Chuma Okeke 6.7 9th 216th

##### Steals Per Game

Chuma Okeke 1.7 7th 91st

Samir Doughty 1.5 11th 216th

##### Three-Pointers Per Game

Bryce Brown 3.5 2nd 20th

Jared Harper 2.6 6th 107th

##### Three-Point Field-Goal Percentage

Bryce Brown .413 4th 57th

Jared Harper .393 5th 75th

##### Total Three-Point FG Made

Bryce Brown 90 2nd 23rd

Jared Harper 68 5th 114th

##### Total Assists

Jared Harper 160 2nd 20th

##### Total Blocks

Anfernee McLemore 35 13th 128th

##### Total Steals

Chuma Okeke 44 6th 95th

Samir Doughty 38 11th 199th

### WINS/LOSSES

Category	Wins	Losses
Scoring Offense	85.4	73.0
Scoring Defense	62.1	79.4
Scoring Margin	+23.3	-6.4
Field Goal Pct.	.468	.419
Field Goal Pct. Def.	.396	.459
3-pt. FG Per Game	11.6	10.3
3-pt. FG Pct.	.388	.357
3-pt. FG Pct. Def.	.321	.374
Free Throw Pct.	.684	.713
Free Throws Made	14.3	12.8
Opp. Free Throws Made	12.4	18.8
Rebounds	38.2	34.1
Rebound Margin	+4.8	-4.0
Off. Rebounds	13.9	11.5
Def. Rebounds	24.3	22.6
Assists	16.6	12.0
Assist/Turnover	1.3	0.8
Turnover Margin	+7.6	-1.4
Turnovers Forced	19.9	14.3
Steals	10.1	7.1
Blocks	5.9	3.8

### CURRENT STREAKS

Overall	Won 2
vs. Unranked	Won 2
vs. Ranked	Lost 4
Home	Won 1
vs. SEC	Won 1
vs. Non-SEC	Won 21
vs. Ranked	Lost 1
vs. Unranked	Won 1
Road	Won 1
vs. SEC	Won 1
vs. Non-SEC	Lost 1
vs. Ranked	Lost 2
vs. Unranked	Won 1
Neutral	Won 1
vs. Ranked	Lost 9
vs. Unranked	Won 3

#### CONSECUTIVE GAMES WITH A 3-POINTER

Jared Harper	20
Bryce Brown	15
Chuma Okeke	10
Malik Dunbar	2

#### CONSECUTIVE GAMES WITH 10+ POINTS

Chuma Okeke	5
Jared Harper	4
Bryce Brown	2

### AUBURN IN THE POLLS

Date	AP Poll	Coaches Poll
Preseason	11	12
Nov. 12	9	12
Nov. 19	8	9
Nov. 26	8	10
Dec. 3	8	9
Dec. 10	8	8
Dec. 17	7	7
Dec. 24	12	11
Dec. 31	12	13
Jan. 7	11	10
Jan. 14	14	12
Jan. 21	16	15
Jan. 28	RV	RV
Feb. 4	RV	RV
Feb. 11	RV	RV
Feb. 18	RV	RV

### AP POLL

Rank	School	Record	Points
1	* Duke (58)	23-2	1,594
2	Gonzaga (6)	25-2	1,502
3	Virginia	22-2	1,476
4	* Kentucky	21-4	1,383
5	* Tennessee	23-2	1,376
6	Nevada	24-1	1,240
7	Michigan	23-3	1,150
8	North Carolina	20-5	1,129
9	Houston	25-1	1,085
10	Michigan State	21-5	1,046
11	Marquette	21-4	987
12	Kansas	20-6	801
13	* LSU	21-4	773
14	Texas Tech	21-5	733
15	Purdue	18-7	699
16	Florida State	20-5	525
17	Villanova	20-6	519
18	Louisville	18-8	507
19	Iowa State	19-6	426
20	Virginia Tech	20-5	408
21	Iowa	20-5	389
22	Wisconsin	17-8	250
23	Kansas State	19-6	249
24	Maryland	19-7	211
25	Buffalo	22-3	164

Others receiving votes: Cincinnati 99, Wofford 32, Auburn 21, \*Washington 20, St. John's 2, \*Mississippi State 2, \*Ole Miss 1, Yale 1

\* - Auburn opponent

### USA TODAY COACHES POLL

Rank	School	Record	Points
1	* Duke (28)	23-2	796
2	Gonzaga (4)	25-2	761
3	Virginia	22-2	712
4	* Kentucky	21-4	699
5	* Tennessee	23-2	692
6	Nevada	24-1	621
7	Michigan	23-3	570
8	Houston	25-1	563
9	North Carolina	20-5	550
10	Marquette	21-4	520
11	Michigan State	21-5	467
12	Kansas	20-6	370
13	Purdue	18-7	359
14	Texas Tech	21-5	334
15	* LSU	21-4	309
16	Villanova	20-6	308
17	Florida State	20-5	273
18	Virginia Tech	20-5	250
19	Iowa	20-5	244
20	Iowa State	19-6	217
21	Kansas State	19-6	184
22	Louisville	18-8	173
23	Wisconsin	17-8	120
24	Buffalo	22-3	82
25	Cincinnati	21-4	66
25	Maryland	19-7	66

Others receiving votes: \*Washington 20, Wofford 19, North Texas 9, Auburn 8, Arizona State 8, \*Mississippi State 6, St. John's 6, \*Ole Miss 6, Furman 5, Texas 4, Southern Miss 1, Texas State 1, Hofstra 1

\* - Auburn opponent

## AUBURN'S RECORD

Overall	18-8
Home	13-2
Away	3-5
Neutral	2-1
Conference	7-6
Home	5-2
Away	2-4
Non-Conference	11-2
Home	8-0
Away	1-1
Neutral	2-1
Overtime	2-0
Wearing white Auburn uniforms	6-1
Wearing white Tigers uniforms	6-1
Wearing navy uniforms	4-2
Wearing orange uniforms	2-4
Leading at half	18-2
Trailing at half	0-6
Tied at half	0-0
Leading with 5:00 remaining in second half	18-0
Trailing with 5:00 remaining in second half	0-8
Tied with 5:00 remaining in second half	0-0
Has more rebounds than opponent	14-1
Has fewer rebounds than opponent	4-5
Same rebounds as opponent	0-2
Commits more turnovers than opponent	1-5
Causes more turnovers than opponent	17-3
Same turnovers as opponent	0-0
Has more FT attempts than opponent	10-2
Has fewer FT attempts than opponent	7-6
Same FT attempts as opponent	1-0
Shoots 40% or better from field	16-5
Shoots less than 40% from field	2-3
Opponent shoots 40% or better from field	8-6
Opponent shoots less than 40% from field	10-2
Shoots better than opponent	15-2
Opponent shoots better	3-6
Same FG percentage	0-0
Bench outscores opponent's bench	11-4
Opponent's bench outscores Auburn bench	7-3
Same points off the bench	0-1
Auburn scores 100 or more	2-0
Auburn scores between 90-99	5-0
Auburn scores between 80-89	5-2
Auburn scores between 70-79	4-4
Auburn scores between 60-69	2-1
Auburn scores less than 60	0-1
Opponent scores 100 or more	0-0
Opponent scores between 90-99	0-1
Opponent scores between 80-89	1-4
Opponent scores between 70-79	4-2
Opponent scores between 60-69	4-1
Opponent scores less than 60	8-0
On Sunday	0-0
On Monday	1-0
On Tuesday	3-2
On Wednesday	6-3
On Thursday	0-0
On Friday	1-0
On Saturday	7-3
In November	6-1
In December	5-1
In January	3-4
In February	4-2
In March	0-0
Five-plus players score in double-figures	6-0
Four players score in double figures	5-4
Three players score in double figures	4-2
Two players score in double figures	3-2
One player scores in double figures	0-0

## MISCELLANEOUS STATISTICS

Largest margin of victory	51, vs. Mississippi College (11/14/18)
Smallest margin of victory	4, at UAB (OT) (12/15/18)
Largest margin of defeat	15, at Ole Miss (1/9/19)
Smallest margin of defeat	2, vs. Kentucky (1/19/19)
Biggest rebound margin	+31, vs. Mississippi College (11/14/18)
Biggest rebound deficit	-16, at Vanderbilt (2/16/19)
Average margin of victory/defeat	+23.2/-6.4
Largest halftime lead	28, vs. Saint Peter's (11/28/18)
Largest halftime lead blown	3, at LSU (2/9/19)
Largest halftime deficit	13, at Ole Miss (1/9/19)
Largest halftime deficit overcome to win	-
Largest overall lead	55, vs. Saint Peter's (2H) (11/28/18)
Largest overall lead blown	16, at LSU (1H) (2/9/19)
Largest overall deficit	17 (2x), last vs. Kentucky (2H) (1/19/19)
Largest deficit overcome to win	7, at UAB (2H) (OT) (12/15/18)

## TEAM EXTREMES

Most points scored	103, vs. Mississippi College (11/14/18)
Fewest points scored	55, vs. Ole Miss (2/13/19)
Most rebounds	66, vs. Mississippi College (11/14/18)
Fewest rebounds	26, vs. Kentucky (1/19/19)
Most assists	25, vs. Saint Peter's (11/28/18)
Fewest assists	7, vs. Ole Miss (2/13/19)
Most turnovers	25, at NC State (12/19/18)
Fewest turnovers	7, at Vanderbilt (2/16/19)
Most steals	20, vs. North Florida (12/29/18)
Fewest steals	2, at UAB (OT) (12/15/18)
Most blocks	12, vs. UNC Asheville (12/4/18)
Fewest blocks	2 (3x), last vs. Florida (2/5/19)
Best shooting percentage	.540 (27-50), vs. Arizona (11/21/18)
Worst shooting percentage	.327 (16-49), vs. Ole Miss (2/13/19)
Best 3-pt. percentage	.591 (13-22), vs. Alabama (2/2/19)
Worst 3-pt. percentage	.182 (4-22), at UAB (OT) (12/15/18)
Best FT percentage	.913 (21-23), at Mississippi State (1/26/19)
Worst FT percentage	.500 (10-20), vs. Arkansas (2/20/19)
Most points (1st half)	52, vs. South Alabama (11/6/18)
Fewest points (1st half)	24, vs. Ole Miss (2/13/19)
Most points (2nd half)	58, vs. Missouri (1/30/19)
Fewest points (2nd half)	31 (2x), last vs. Ole Miss (2/13/19)
Most points (OT)	12, at UAB (OT) (12/15/18)
Fewest points (OT)	11, vs. Xavier (OT) (11/19/18)

## STARTING LINEUPS

### Record when starting lineup is:

Brown, Doughty, Harper, McLemore, Okeke	13-7
Brown, Doughty, Harper, Okeke, Wiley	4-1
Brown, Dunbar, Harper, McLemore, Okeke	1-0

### Record when starts:

Bryce Brown	18-8
Samir Doughty	17-8
Malik Dunbar	1-0
Jared Harper	18-8
Anfernee McLemore	14-7
Chuma Okeke	18-8
Austin Wiley	4-1

## AUBURN INDIVIDUAL GAME HIGHS

Points \_\_\_\_\_ 34, Bryce Brown vs. Dayton (12/8/18)  
 \_\_\_\_\_ 31, Jared Harper at UAB (OT) (12/15/18)  
 \_\_\_\_\_ 28, Bryce Brown vs. Kentucky (1/19/19)  
 Field Goals Made \_\_\_\_\_ 10, Bryce Brown vs. Dayton (12/8/18)  
 \_\_\_\_\_ 9, Bryce Brown vs. Xavier (OT) (11/19/18)  
 Field Goal Att. \_\_\_\_\_ 24, Bryce Brown at Ole Miss (1/9/19)  
 \_\_\_\_\_ 19, Jared Harper vs. Duke (11/20/18)  
 \_\_\_\_\_ 19, Jared Harper at UAB (OT) (12/15/18)  
 FG Pct. \_\_\_\_\_ 1.000 (4-4), Malik Dunbar at Ole Miss (1/9/19)  
 \_\_\_\_\_ 1.000 (3-3), Horace Spencer at South Carolina (1/22/19)  
 3-Point FG Made \_\_\_\_\_ 7, Bryce Brown at Ole Miss (1/9/19)  
 \_\_\_\_\_ 6, Jared Harper vs. South Alabama (11/6/18)  
 \_\_\_\_\_ 6, Jared Harper vs. Duke (11/20/18)  
 \_\_\_\_\_ 6, Bryce Brown vs. Dayton (12/8/18)  
 \_\_\_\_\_ 6, Bryce Brown vs. Kentucky (1/19/19)  
 3-Point FG Att. \_\_\_\_\_ 19, Bryce Brown at Ole Miss (1/9/19)  
 \_\_\_\_\_ 13, Bryce Brown vs. Xavier (OT) (11/19/18)  
 \_\_\_\_\_ 13, Jared Harper vs. Duke (11/20/18)  
 \_\_\_\_\_ 13, Bryce Brown vs. Dayton (12/8/18)  
 3-Pt FG Pct. \_\_\_\_\_ 1.000 (3-3), Chuma Okeke vs. Washington (11/9/18)  
 \_\_\_\_\_ .857 (6-7), Bryce Brown vs. Kentucky (1/19/19)  
 Free Throws Made \_\_\_\_\_ 15, Jared Harper at UAB (OT) (12/15/18)  
 Free Throw Att. \_\_\_\_\_ 16, Jared Harper at UAB (OT) (12/15/18)  
 FT Pct. \_\_\_\_\_ 1.000 (7-7), Jared Harper vs. Ole Miss (2/13/19)  
 Rebounds \_\_\_\_\_ 17, Horace Spencer vs. Mississippi College (11/14/18)  
 Assists \_\_\_\_\_ 13, Jared Harper vs. South Alabama (11/6/18)  
 Steals \_\_\_\_\_ 5, Malik Dunbar vs. UNC Asheville (12/4/18)  
 \_\_\_\_\_ 5, Chuma Okeke vs. Murray State (12/22/18)  
 \_\_\_\_\_ 5, Chuma Okeke vs. North Florida (12/29/18)  
 Blocked Shots \_\_\_\_\_ 5, Austin Wiley vs. UNC Asheville (12/4/18)  
 \_\_\_\_\_ 5, Austin Wiley vs. Dayton (12/8/18)  
 Turnovers \_\_\_\_\_ 6, Jared Harper at Mississippi State (1/26/19)  
 \_\_\_\_\_ 6, Jared Harper vs. Ole Miss (2/13/19)  
 Fouls \_\_\_\_\_ 5 (10x), last Horace Spencer vs. Alabama (2/2/19)  
 Minutes \_\_\_\_\_ 43, Bryce Brown vs. Xavier (OT) (11/19/18)  
 \_\_\_\_\_ 43, Jared Harper vs. Xavier (OT) (11/19/18)  
 \_\_\_\_\_ 41, Jared Harper at UAB (OT) (12/15/18)

## OPPONENT INDIVIDUAL GAME HIGHS

Points \_\_\_\_\_ 32, Chris Silva at South Carolina (1/22/19)  
 \_\_\_\_\_ 27, Terence Davis at Ole Miss (1/9/19)  
 \_\_\_\_\_ 27, Quinndary Weatherspoon at Mississippi State (1/26/19)  
 Field Goals Made \_\_\_\_\_ 11, Chris Silva at South Carolina (1/22/19)  
 Field Goal Att. \_\_\_\_\_ 21, Aaron Nesmith at Vanderbilt (2/16/19)  
 FG Pct. \_\_\_\_\_ .917 (11-12), Chris Silva at South Carolina (1/22/19)  
 3-Point FG Made \_\_\_\_\_ 5, Rodrick Sikes vs. South Alabama (11/6/18)  
 \_\_\_\_\_ 5, Tevin Brown vs. Murray State (12/22/18)  
 3-Point FG Att. \_\_\_\_\_ 14, Isaiah Joe vs. Arkansas (2/20/19)  
 3-Pt FG Pct. \_\_\_\_\_ 1.000 (2-2), Jaylen Nowell vs. Washington (11/9/18)  
 \_\_\_\_\_ 1.000 (2-2), Ezekiel Balogun vs. North Florida (12/29/18)  
 Free Throws Made \_\_\_\_\_ 11, Quinndary Weatherspoon at Mississippi State (1/26/19)  
 Free Throw Att. \_\_\_\_\_ 12, Dominik Olejniczak at Ole Miss (1/9/19)  
 FT Pct. \_\_\_\_\_ 1.000 (11-11), Quinndary Weatherspoon at Mississippi State (1/26/19)  
 Rebounds \_\_\_\_\_ 14 (2x), last Aaron Nesmith at Vanderbilt (2/16/19)  
 Assists \_\_\_\_\_ 10 (2x), last Tremont Waters at LSU (2/9/19)  
 Steals \_\_\_\_\_ 5, Tremont Waters at LSU (2/9/19)  
 Blocked Shots \_\_\_\_\_ 7, Marques Bolden vs. Duke (11/20/18)  
 Turnovers \_\_\_\_\_ 9, DeVon Baker vs. UNC Asheville (12/4/18)  
 \_\_\_\_\_ 8, Dyllan Taylor vs. Mississippi College (11/14/18)  
 \_\_\_\_\_ 8, Brian Coffey II vs. North Florida (12/29/18)  
 Fouls \_\_\_\_\_ 5 (8x), last Simisola Shittu at Vanderbilt (2/16/19)  
 Minutes \_\_\_\_\_ 43, Quentin Goodin vs. Xavier (OT) (11/19/18)  
 \_\_\_\_\_ 42, Jalen Perry at UAB (OT) (12/15/18)

## THE LAST TIME - TEAM

Defeated a ranked team at home \_\_\_\_\_ vs. #25 vs. Washington (11/9/18)  
 Defeated a ranked team on the road \_\_\_\_\_ at #23 Tennessee (1/2/18)  
 Defeated a top-10 team at home \_\_\_\_\_ vs. #9 Alabama (1/18/03)  
 Defeated a top-10 team on the road \_\_\_\_\_ at #8 Arkansas (1/23/93)  
 Won in overtime \_\_\_\_\_ at UAB, 75-71 (OT) (12/15/18)  
 Lost in overtime \_\_\_\_\_ vs. Missouri (SECT), 86-83 (OT) (3/8/17)  
 Won in double overtime \_\_\_\_\_ vs. Xavier, 89-88 (2OT) (12/20/14)  
 Lost in double overtime \_\_\_\_\_ at Arkansas, 88-80 (2OT) (1/16/13)  
 Played back-to-back overtime games \_\_\_\_\_ vs. Ole Miss, W 69-68 (2OT) (1/14/12)  
 \_\_\_\_\_ at LSU, L 65-58 (OT) (1/17/12)  
 Played at least three overtimes \_\_\_\_\_ vs. Georgia (SECT) (4OT) (3/1/79)  
 Shot 70% for a half \_\_\_\_\_ 74.1% (20-27) vs. Arkansas-Pine Bluff (12/30/13)  
 Shot 70% for a half (SEC) \_\_\_\_\_ 72.7% (16-22) at Ole Miss (2/22/03)  
 Shot 60% for a game \_\_\_\_\_ 61.8% (42-68) vs. Winthrop (11/24/17)  
 Shot 60% for a game (SEC) \_\_\_\_\_ 61.1% (33-54) at Arkansas (2/17/16)  
 Shot less than 30% for a game \_\_\_\_\_ 25.8% (17-66) vs. Clemson (3/18/18)  
 Shot 100% from the FT line \_\_\_\_\_ 100% (6-6) vs. Long Beach State (12/23/11)  
 Shot 60% from 3-point line \_\_\_\_\_ 65.4% (17-26) vs. Vanderbilt (2/3/18)  
 Shot less than 30% in half \_\_\_\_\_ 25.0% (6-24) at Vanderbilt (1st) (2/16/19)  
 Shot less than 20% in half \_\_\_\_\_ 18.2% (6-33) vs. Clemson (1st) (3/18/18)  
 Shot less than 10% in a half \_\_\_\_\_ 8.3% (2-24) vs. LSU (1st) (1/8/11)  
 Attempted 50 free throws \_\_\_\_\_ 52 vs. Vanderbilt (2/6/54)  
 Attempted 40 free throws \_\_\_\_\_ 42 vs. Alabama (1/21/17)  
 Attempted 30 free throws in half \_\_\_\_\_ 30 vs. Georgia (2nd) (2/24/16)  
 Made 30 free throws \_\_\_\_\_ 31 at Arkansas (2/27/18)  
 Made 30 free throws (SEC) \_\_\_\_\_ 31 at Arkansas (2/27/18)  
 Made at least 10 3-point field goals \_\_\_\_\_ 17 vs. Arkansas (2/20/19)  
 Failed to make 3-point field goal \_\_\_\_\_ vs. Kentucky (0-15) (1/19/13)  
 Had at least 50 rebounds \_\_\_\_\_ 50 at Texas A&M (1/16/19)  
 Had less than 20 rebounds \_\_\_\_\_ 19 vs. Presbyterian (12/18/10)  
 Had 25 assists \_\_\_\_\_ 25 vs. Saint Peter's (11/28/18)  
 Had at least 15 steals \_\_\_\_\_ 20 vs. North Florida (12/29/18)  
 Had at least 10 blocks \_\_\_\_\_ 12 vs. UNC Asheville (12/4/18)  
 Had at least 15 blocks \_\_\_\_\_ 17 vs. Nicholls State (11/25/11)  
 Had at least 25 lead changes \_\_\_\_\_ 27 at Arkansas (1/16/13)  
 Scored 50 points in a half \_\_\_\_\_ 58 vs. Missouri (2nd) (1/30/19)  
 Scored 50 points in a half (SEC) \_\_\_\_\_ vs. Missouri (2nd) (1/30/19)  
 Scored 60 points in a half \_\_\_\_\_ 61 vs. Winthrop (2nd) (11/24/17)  
 Scored 60 points in a half (SEC) \_\_\_\_\_ 64 at Tennessee (2/15/06)  
 Scored 70 points in a half \_\_\_\_\_ 72 vs. Northwestern State (2nd) (11/27/15)  
 Scored 100 points \_\_\_\_\_ 103 vs. Mississippi College (11/14/18)  
 Scored 100 points (SEC) \_\_\_\_\_ 102 vs. Alabama (2/13/99)  
 Scored under 20 points in 1st half \_\_\_\_\_ 19 vs. Clemson (3/18/18)  
 Scored under 20 points in 2nd half \_\_\_\_\_ 14 vs. Tulsa (11/24/14)  
 Scored under 10 points in a half \_\_\_\_\_ 6 vs. LSU (1st) (1/8/11)  
 Scored 35 or under points in a game \_\_\_\_\_ 35 vs. Tulsa (11/24/14)  
 Scored under 50 points in game \_\_\_\_\_ 45 at Tennessee (2/9/16)  
 Scored under 50 points in game (SEC) \_\_\_\_\_ 45 at Tennessee (2/9/16)

## THE LAST TIME - INDIVIDUAL

Scored at least 30 points	Jared Harper (31) at UAB (OT) (12/15/18)
Scored at least 35 points	Toney Douglas (38) vs. Nicholls State (11/24/04)
Scored at least 40 points	Wesley Person (44) vs. UAB (12/16/93)
Had two players with at least 20 points	Bryce Brown (34) and Jared Harper (20) vs. Dayton (12/8/18)
Had three players with at least 20 points	KT Harrell (24), Tahj Shamsid-Deen (21) & Cinmeon Bowers (20) vs. Louisiana (11/21/14)
Scored 20 points in a half	Bryce Brown (25, 2nd) vs. Kentucky (1/19/19)
Scored 20 points in 1st half	Bryce Brown (20) at Texas A&M (1/16/19)
Scored 20 points in 2nd half	Bryce Brown (25) vs. Kentucky (1/19/19)
Scored 25 points in a half	Bryce Brown (25, 2nd) vs. Kentucky (1/19/19)
Had two players with 25 points	Bryce Brown (26) and Jared Harper (25) vs. Xavier (OT) (11/19/18)
Had two players with 25 points (SEC)	Chris Denson (30) & KT Harrell (26) vs. Mississippi State (2/14/14)
A player had back-to-back 25-point SEC games	Kareem Canty (26) vs. Kentucky (1/16/16); (25) vs. Alabama (1/19/16)
A player had three straight 25-point SEC games	Chris Denson (29) at LSU (2/8/14); (26) vs. Kentucky (2/12/14); (30) vs. Mississippi State (2/15/14)
A player had four straight 25-point SEC games	Chris Denson (25) at South Carolina (2/5/14); (29) at LSU (2/8/14); (26) vs. Kentucky (2/12/14); (30) vs. Mississippi State (2/15/14)
A player had five straight 25-point SEC games	Keenan Carpenter (44) vs. LSU (1/8/89); (28) vs. Mississippi State (2/11/89); (33) at Florida (2/15/89); (32) at Ole Miss (2/18/89); (29) vs. Kentucky (2/20/89)
Zero players scored in double figures	at Vanderbilt (1/7/12)
Only one player scored in double figures	Bryce Brown (18) at Tennessee (2/9/16)
Five players scored in double figures	Jared Harper (22), Bryce Brown (15), Anfernee McLemore (15), Samir Doughty (11), Malik Dunbar (11) vs. Georgia (1/12/19)
Five players scored in double figures (SEC)	Jared Harper (22), Bryce Brown (15), Anfernee McLemore (15), Samir Doughty (11), Malik Dunbar (11) vs. Georgia (1/12/19)
All five starters scored in double figures	Samir Doughty (20), Chuma Okeke (17), Austin Wiley (17), Jared Harper (12), Bryce Brown (11) vs. Murray State (12/22/18)
Six players scored in double figures	Austin Wiley (18), Bryce Brown (16), Horace Spencer (14), Samir Doughty (13), Jared Harper (10) vs. Mississippi College (11/14/18)
Six players scored in double figures (SEC)	Desean Murray (16), Mustapha Heron (15), Bryce Brown (13), Anfernee McLemore (13), Jared Harper (12), Horace Spencer (12) vs. Ole Miss (1/9/18)
Had at least 15 rebounds	Horace Spencer (17) vs. Mississippi College (11/14/18)
Had at least 15 rebounds (SEC)	Cinmeon Bowers (17) vs. Ole Miss (2/20/16)
Had at least 20 rebounds	Kelvin Ardister (20) vs. Tennessee (1/4/89)
Had at least 25 rebounds	Rex Frederick (25) at Ole Miss (1/6/58)
Had at least 20 pts & 20 reb	Kelvin Ardister (22 pts, 20 reb) vs. Tennessee (1/4/89)
Had two players with at least 10 rebounds	Anfernee McLemore (11) and Desean Murray (11) vs. Kentucky (2/14/18)
Had at least three players with 10 rebounds	Korvotney Barber (13), Quantez Robertson (10) and Lucas Hargrove (10) at Virginia (12/20/08)
Had a double-double	Chuma Okeke (23 pts, 11 reb) vs. Ole Miss (2/13/19)
Had two straight double-doubles	Chuma Okeke (12 pts, 14 reb) at LSU (2/9/19); (23 pts, 11 reb) vs. Ole Miss (2/13/19)
Had three straight double-doubles	Cinmeon Bowers (12 pts, 15 reb) vs. Vanderbilt (2/13/16); (14 pts, 10 reb) at Arkansas (2/17/16); (11 pts, 18 reb) vs. Ole Miss (2/20/16)
Had four straight double-doubles	Cinmeon Bowers (19 pts, 19 reb) vs. Middle Tennessee (12/12/15); (13 pts, 12 reb) vs. Mercer (12/15/15); (12 pts, 11 reb) at Xavier (12/19/15); (12 pts, 12 reb) vs. New Mexico (12/22/15)
Had five straight double-doubles	Jeff Moore (26 pts, 11 reb) vs. Ole Miss (3/2/88); (20 pts, 11 reb) at LSU (3/5/88); (22 pts, 11 reb) vs. Georgia (3/11/88); (13 pts, 13 reb) vs. Bradley (3/17/88); (22 pts, 11 reb) vs. Oklahoma (3/19/88)
Had two players with a double-double	Jared Harper (12 pts, 10 ast) and Austin Wiley (17 pts, 10 reb) vs. Murray State (12/22/18)
Had a double-double with points and assists	Jared Harper (12 pts, 10 ast) vs. Murry State (12/22/18)
Had a triple-double	Kenny Gabriel (24 pts, 13 reb, 10 blk) vs. Bethune-Cookman (1/2/12)
Had 10 assists	Jared Harper (10) vs. North Florida (12/29/18)
Had two players with at least five blocks	Rob Chubb (5) and Willy Kouassi (5) vs. Nicholls State (11/25/11)
Had 10 blocks	Kenny Gabriel (10) vs. Bethune-Cookman (1/2/12)
Had five steals	Chuma Okeke (5) vs. North Florida (12/29/18)
Had five steals (SEC)	Antoine Mason (5) at LSU (2/6/15)
Made 25 straight free throws	Danjel Purifoy (27) (11/23/16-12/18/16)
Hit buzzer-beater shot to win a game	T.J. Dunans vs. Mercer (3-pt FG, 76-74) (12/18/16)
Played more than 40 minutes	Jared Harper (41) at UAB (OT) (12/15/18)










1

**JARED HARPER**

6-0 • 175

Jr. • G

Mableton, Ga.  
(Pebblebrook HS)



**2017-18 (Sophomore):** Named Second Team All-SEC by the Associated Press and the conference coaches ... selected to the United State Basketball Writers Association All-District IV team ... tabbed to the SEC Community Service Team ... averaged 13.2 points, 5.4 assists, 2.4 rebounds and 1.2 steals per game in 30.5 minutes per game ... started all 34 games as the floor general ... ranked third on the team with 27 games in double figures ... made team-best 74 of 86 free throws with under 4 minutes to go ... knocked down 166 free throws, the 4th-most in single-season program history ... became 1 of only 2 players (KT Harrell) to be in Auburn's top 10 for single-season free throws and also made at least 50 3s in the same season ... was fifth in the SEC by shooting 82% from the charity stripe ... ranked in the top 5 in the SEC and top 50 nationally in assists per game (5.4) and assist-to-turnover ratio (2.57) ... produced the most games of 7+ assists by any player in the SEC with 15 such instances ... the Tigers scored a total of 481 points off assists from Harper (333 from downtown, 148 inside the arc) ... tied with Gerald White (1984-85) for 4th in the Auburn record books with 185 assists ... racked up 14 assists against Vanderbilt, which was 1 off the school record held by Eddie Johnson (1976) ... finished with 14 points and 14 assists to become the first player to record a double-double in points and assists since Kareem Canty (2015) ... scored in double figures in 17 of 18 SEC games (team-best) ... reached the 20-point plateau 5 times, including a career-best 24 at Georgia ... 4 of 5 20-point games came in league play ... led team with 40 steals ... guided the team in assists in 27 games, steals in 13 contests and scoring in 6 tilts ... averaged 15.2 points, 5.9 assists, 2.2 rebounds and 1.4 steals in SEC play ... played over 20 minutes in all but 1 contest ... knocked down a career-high 5 buckets from behind the arc to highlight a 21-point outing, including 18 in the second half, at Missouri ... declared for the NBA Draft without the intention of hiring an agent on April 6.

**HIGH SCHOOL AND PERSONAL DATA:** Consensus four-star signee ... ranked No. 54 overall by Rivals ... two-time first-team All-State ... averaged 27 points, 10.1 assists, 5.7 rebounds and 3.7 steals in leading Pebblebrook to a 23-10 record as a senior in 2015-16 under coach George Washington ... he shot 49 percent from the floor and 48.9 percent (85-of-174) from 3-point range ... in back-to-back seasons, led Pebblebrook to the Class 6A state championship game ... selected to the American Family Insurance High School Slam Dunk and 3-Point Championships in Pearland, Texas ... rated as a consensus four-star by ESPN, 247Sports, Rivals and Scout ... he had 24 points at halftime and scored 12 in the third quarter of the game named the MVP of the prestigious Peach Jam in 2015, leading his Georgia Stars AAU team to the championship with a game-high 34 points, eight assists and four rebounds in a 104-77 win over the St. Louis Eagles ... averaged 21 points and seven assists as a junior leading Pebblebrook to a school record wins with a 27-6 record in 2014-15 ... led the Georgia Stars to an 8-0 record in a Las Vegas tournament in July 2015 and as the Stars finished ranked No. 1 in the country ... an honors student, finished high school with a 3.7 GPA ... full name is Jared Lamar Harper ... son of Patrick and Erica Harper ... studying in Harbert College of Business ... signed national letter of intent on Nov. 12, 2015.

**HARPER'S MISCELLANEOUS STATS**

	2016-17	2017-18	2018-19	Career
Games with 10+ Pts	18	27	20	66
Games with 20+ Pts	5	5	7	17
Games 5+ 3s	3	1	3	7
Games with 5+ Reb	2	4	6	12
Games with 10+ Reb	0	0	0	0
Games with 5+ Ast	5	20	20	45
Games with 10+ Ast	0	2	3	5
Games with 5+ Blk	0	0	0	0
Games with 5+ Stl	0	0	0	0
Double-Doubles	0	2	2	4

**MEASURABLES AND BAM TESTING RESULTS**

Wingspan	64.5"
Reach	7'10.5"
Hand	8.5"
Vertical Jump	34"
Approach Vertical	42.5"
3/4 Court Sprint	3.151
Reaction Shuttle	3.018
Lane Agility Drill	10.600
185 lb Bench	7

**CAREER HIGHS**

Points	31 at UAB (12/15/18)
Rebounds	6 (4x) last at LSU (2/9/19)
Field Goals	9 vs. Xavier (11/19/18)
Field Goals Att.	19 (2x) last at UAB (12/15/18)
3-Pt. Field Goals	6 (2x) last vs. Duke (11/20/18)
3-Pt. Field Goals Att.	10 (2x) last vs. Duke (11/20/18)
Free Throws	15 at UAB (12/15/18)
Free Throws Att.	17 vs. Ole Miss (1/7/17)
Assists	14 vs. Vanderbilt (2/3/18)
Blocks	1 (4x) last vs. Ole Miss (1/9/18)
Steals	4 (3x) last vs. Alabama (2/21/18)
Minutes	43 vs. Xavier (11/19/18)

**2018-19 HARPER GAME-BY-GAME**

Opp.	Start	Min.	FG-A	3FG-A	FT-A	O-D-T	PF	A	TO	BLK	STL	PTS
S. Alabama	*	30	7-13	6-10	0-0	0-5-5	2	13	1	0	2	20
Washington	*	32	3-12	3-6	4-4	1-4-5	1	5	2	0	0	13
Miss. Col.	*	21	5-8	2-5	0-0	0-2-2	0	4	0	0	1	14
Xavier	*	43	9-17	3-9	4-6	1-5-6	3	8	5	0	3	25
Duke	*	38	7-19	6-10	2-2	0-0-0	0	6	2	0	0	22
Arizona	*	36	1-7	0-5	2-2	0-5-5	1	5	2	0	0	4
St. Peter's	*	27	2-8	2-6	0-0	0-1-1	1	8	3	0	3	6
UNCA	*	30	2-6	2-5	3-3	0-1-1	1	5	4	0	0	9
Dayton	*	35	5-11	4-7	6-6	0-3-3	1	7	1	0	2	20
UAB	*	41	7-19	2-6	15-16	0-4-4	2	3	1	0	0	31
NC State	*	37	5-16	1-5	0-0	1-3-4	3	5	4	0	0	11
Murray St.	*	34	4-11	2-6	2-4	0-2-2	1	10	2	0	0	12
North Fla.	*	27	3-7	2-5	1-2	2-2-4	1	10	2	0	1	9
Ole Miss	*	38	3-14	2-9	1-2	0-2-2	1	5	2	0	0	9
Georgia	*	35	6-15	4-9	6-6	1-1-2	2	7	1	0	2	22
Texas A&M	*	33	6-11	4-9	1-3	1-2-3	2	6	3	0	3	17
Kentucky	*	34	5-13	2-6	5-7	0-0-0	2	6	3	0	1	17
S. Carolina	*	37	7-15	1-6	2-3	0-4-4	2	5	2	0	0	17
Miss. St.	*	34	4-7	3-5	4-5	0-1-1	2	7	6	0	0	15
Missouri	*	30	6-13	1-6	3-4	1-1-2	3	5	2	0	0	16
Alabama	*	32	5-11	3-6	6-7	1-1-2	0	5	1	0	2	19
Florida	*	27	2-5	1-4	3-4	0-0-0	2	3	1	0	0	8
LSU	*	34	7-11	5-8	6-6	0-6-6	2	8	5	0	2	25
Ole Miss	*	34	1-8	1-5	7-7	1-4-5	2	2	6	0	1	10
Vanderbilt	*	36	4-10	3-8	5-8	0-3-3	2	8	1	0	3	16
Arkansas	*	30	3-9	3-7	1-1	0-2-2	0	4	2	0	0	10
Kentucky												
Georgia												
Miss. St.												
Alabama												
Tennessee												

**HARPER'S CAREER STATISTICS**

Year	GP-GS	Min-Avg	FG-FGA	Pct	3FG-A	Pct	FT-FTA	Pct	Off-Def-Tot--Avg	PF-FO	Ast	TO	Blk	Stl	Pts	Avg
2016-17	32-30	774-24.2	104-270	.385	54-157	.344	103-146	.705	10-52-62--1.9	57-1	95	49	2	37	365	11.4
2017-18	34-34	1038-30.5	111-308	.360	61-172	.355	166-202	.822	14-68-82--2.4	63-2	185	72	1	40	449	13.2
2018-19	26-26	865-33.3	119-296	.402	68-173	.393	89-108	.824	10-64-74--2.8	39-0	160	64	0	26	395	15.2
TOTAL	92-90	2677-29.1	334-874	.382	183-502	.365	358-456	.785	34-184-218--2.4	159-3	440	185	3	103	1209	13.1

2



**BRYCE BROWN**

6-3 • 198

Sr. • G

Stone Mountain, Ga.  
(Tucker HS)

**2017-18 (Junior):** Named First Team All-SEC by the Associated Press and Second Team All-SEC by the league coaches ... tabbed to the Naismith Trophy Top 30 ... selected to the United States Basketball Writers Association All-District IV team ... averaged 15.9 points, 2.0 rebounds, 1.7 assists and 1.0 steals per game in 31.2 minutes per game ... played and started in 33 games, only missing the Georgia game due to an injury ... became the 36th player in program history to reach 1,000 career points after dropping 29 in the regular season finale against South Carolina ... became the 18th player in program history to tally 1,000 career points prior to the end of their third season ... moved into second in the program's all-time 3-pointers made list with 241 career 3s ... was 1 away from matching the single-season 3-point record held by Lance Weems (108, 1995-96) as he racked up 107 buckets behind the arc ... has made the most 3-pointers by any player in Auburn history through their first 3 seasons with 241 ... that mark is 54 ahead of the next-best total by Tay Waller ... guided the SEC with 3.2 3-pointers per game and 107 total 3s ... both marks were in the top 20 nationally ... led the team in scoring 13 times, steals 6 times and assists 2 times ... held defensive matchup to shoot just 37% on the season and forced 100 turnovers ... paced the team with 8 halves with 15 or more points ... averaged 16.8 points, 1.8 rebounds, 1.2 assists and 1.0 steals per game in league play ... scoring total ranked 7th in the SEC during conference action ... averaged 18.4 points per game and shot 47% from the field, including 46% behind the arc, in home games ... scored in double figures in 28 of 33 games, ranking second on the team ... tied for the team lead with 8 20-point games and 1 30-point contest ... scored career-high 31 points on 12-of-16 from the floor, including 4-of-8 behind the arc, in the season opener vs. Norfolk State ... buried 5 or more 3s in 8 games, including 6 in SEC play ... scored 29 points vs. South Carolina to clinch SEC title ... Academic Top Tiger ... declared for the NBA Draft without the intention of hiring an agent on April 11.

**HIGH SCHOOL AND PERSONAL DATA:** Averaged 25 points, 6 rebounds and 4 assists as a senior at Tucker High School under coach James Hartry ... averaged 18 points and five assists as a junior ... teammates with former Auburn player Tahj Shamsid-Deen at Columbia High School in Decatur, Ga., as a sophomore in 2012-13 ... went to Columbia High School as a sophomore and junior and went to back-to-back state championships ... impressed the Auburn coaching staff at Coach Bruce Pearl's Elite Camp in 2014 ... full name is Bryce Wade Brown ... son of Cedric and Donna Brown ... father, Cedric, and brother, Blake, played football at Clark Atlanta ... studying in College of Liberal Arts ... signed national letter of intent on Nov. 14, 2014.

**BROWN'S MISCELLANEOUS STATS**

	2015-16	2016-17	2017-18	2018-19	Career
Games with 10+ Pts	14	7	28	22	71
Games with 20+ Pts	3	0	8	6	17
Games 5+ 3s	4	3	8	8	23
Games with 5+ Reb	3	4	1	0	8
Games with 10+ Reb	0	0	0	0	0
Games with 5+ Ast	0	1	2	2	5
Games with 10+ Ast	0	0	0	0	0
Games with 5+ Blk	0	0	0	0	0
Games with 5+ Stl	0	0	0	0	0
Double-Doubles	0	0	0	0	0

**MEASURABLES AND BAM TESTING RESULTS**

Wingspan	64.5"
Reach	8'1"
Hand	9.5"
Vertical Jump	35"
Approach Vertical	42.5"
3/4 Court Sprint	3.152
Reaction Shuttle	2.787
Lane Agility Drill	10.617
185 lb Bench	14

**CAREER HIGHS**

Points	34 vs. Dayton (12/8/18)
Rebounds	6 (3x) last vs. LSU (1/18/17)
Field Goals	12 vs. Norfolk State (11/10/17)
Field Goals Att.	24 at Ole Miss (1/9/19)
3-Pt. Field Goals	9 at Arkansas (2/17/16)
3-Pt. Field Goals Att.	14 (2x) last vs. Alabama (2/21/18)
Free Throws	8 vs. Dayton (12/8/18)
Free Throws Att	9 vs. Dayton (12/8/18)
Assists	5 (5x) last vs. Saint Peter's (11/28/18)
Blocks	2 (2x) last vs. Boston College (12/12/16)
Steals	3 (7x) last at Mississippi State (1/26/19)
Minutes	43 vs. Xavier (11/19/18)

**2018-19 BROWN GAME-BY-GAME**

Opp.	Start	Min.	FG-A	3FG-A	FT-A	O-D-T	PF	A	TO	BLK	STL	PTS
S. Alabama	*	27	4-12	4-9	0-1	1-2-3	3	1	1	1	0	12
Washington	*	29	3-10	2-8	5-7	0-2-2	3	1	1	1	2	13
Miss. Col.	*	27	6-13	4-10	0-1	1-2-3	0	1	0	0	2	16
Xavier	*	43	8-18	5-13	5-6	0-4-4	2	5	2	0	2	26
Duke	*	38	6-17	4-13	0-0	2-1-3	2	2	2	0	1	16
Arizona	*	29	6-10	4-8	3-3	0-2-2	2	2	2	0	0	19
St. Peter's	*	25	7-11	3-6	2-4	0-4-4	0	5	1	0	1	19
UNCA	*	29	3-9	1-6	0-0	0-2-2	2	4	1	0	2	7
Dayton	*	34	10-18	6-13	8-9	0-1-1	1	1	1	0	0	34
UAB	*	39	1-7	0-6	3-4	1-0-1	3	2	1	0	0	5
NC State	*	26	1-6	0-4	1-1	1-2-3	1	1	6	0	2	3
Murray St.	*	33	4-10	3-8	0-0	0-1-1	2	2	3	0	0	11
North Fla.	*	24	5-12	5-10	3-3	1-1-2	2	4	3	0	2	18
Ole Miss	*	36	8-24	7-19	0-0	0-0-0	1	1	3	0	0	23
Georgia	*	27	6-11	3-4	0-0	1-1-2	1	2	3	0	1	15
Texas A&M	*	30	7-16	5-11	3-3	0-3-3	2	3	1	0	2	22
Kentucky	*	32	8-9	6-7	6-6	0-0-0	1	3	3	0	1	28
S. Carolina	*	33	4-11	3-8	6-7	1-1-2	1	1	3	0	1	17
Miss. St.	*	34	5-10	2-4	6-6	2-2-4	2	1	1	0	3	18
Missouri	*	32	4-10	4-10	2-2	0-4-4	1	1	1	0	1	14
Alabama	*	33	8-12	5-7	2-3	0-3-3	1	1	5	0	0	23
Florida	*	32	6-12	2-6	0-0	0-0-0	2	1	1	0	0	14
LSU	*	30	4-10	3-7	0-1	0-0-0	1	1	2	0	0	11
Ole Miss	*	35	2-12	1-7	3-3	0-1-1	2	0	2	0	2	8
Vanderbilt	*	33	4-11	3-6	3-3	2-0-2	2	0	1	0	1	14
Arkansas	*	24	6-10	5-8	1-2	1-2-3	3	1	2	0	1	18
Kentucky												
Georgia												
Miss. St.												
Alabama												
Tennessee												

**BROWN'S CAREER STATISTICS**

Year	GP-GS	Min-Avg	FG-FGA	Pct	3FG-A	Pct	FT-FTA	Pct	Off-Def-Tot--Avg	PF-FO	Ast	TO	Blk	Stl	Pts	Avg
2015-16	30-11	742-24.7	93-274	.339	78-211	.370	38-46	.826	15-40-55--1.8	73-2	20	31	0	11	302	10.1
2016-17	28-13	592-21.1	68-189	.360	56-140	.400	18-27	.667	12-43-55--2.0	49-0	35	26	6	28	210	7.5
2017-18	33-33	1031-31.2	169-421	.401	107-280	.382	79-102	.775	19-46-65--2.0	55-0	55	43	7	32	524	15.9
2018-19	26-26	814-31.3	136-311	.437	90-218	.413	62-75	.827	14-41-55--2.1	43-0	47	52	2	27	424	16.3
TOTAL	117-83	3179-27.2	466-1195	.390	331-849	.390	197-250	.788	60-170-230--2.0	220-2	157	152	15	98	1460	12.5

3

**DANJEL PURIFOY**

6-7 • 230

Jr. • F

Centreville, Ala.

(Hargrave Military Academy)



**2016-17 (Redshirt Freshman):** Averaged 11.5 points, 4.7 rebounds, 1.8 assists and 1.4 steals in 28.7 minutes per game ... played in 29 games, starting 25 ... shot 39.8 percent from the field, 36.9 percent from 3-point range and 87.9 percent from the foul line ... in the SEC rankings, ranked sixth in free throw pct., sixth in 3-point field goals made (2.0), eighth in 3-point field goal pct. and ninth in steals ... made 27 straight free throws to tie the Auburn record with Frankie Sullivan in 2009-10 ... he and Mustapha Heron were the first Auburn freshmen to score in double figures in their first five college games since Wesley Person in 1990-91 ... scored a career-high 27 points (4-of-7 3s) vs. Boston College in the UnderArmour Reunion in New York's Madison Square Garden to go along with 5 rebounds, 2 assists and 2 steals ... 27 points (career-high 5-of-10 3s), 7 rebounds and 3 steals vs. Coastal Carolina ... named to the Cancun Challenge all-tournament team, averaging 16.5 points on 6-of-14 3s ... in Cancun, totaled 22 points (4-of-9 3s), 3 rebounds and 2 steals vs. #17 Purdue ... career-high 15 rebounds in the win at UConn and hit the game-tying 3-pointer with 1:04 left in overtime ... 19 points (17 in the second half) after playing only three first-half minutes vs. Georgia State ... 16 points (4-of-9 3s, including 3-of-4 3s in second half) and four rebounds at UAB ... 16 points (3-of-6 3s), 8 rebounds, 3 assists and 3 steals vs. Eastern Kentucky ... 15 points (3-of-6 3s), 7 rebounds and 2 steals at LSU ... 14 points (4-of-7 3s), 4 rebounds, 2 assists and 2 steals at Alabama after only 14 points combined in the previous four games ... left ankle sprain with 7:12 left in the first half vs. Ole Miss Jan. 7 and missed the next 3 games ... averaged 11.4 points in the final 10 games after averaging 3.5 points in the four games prior after a sprained ankle ... 12 points, 4 rebounds and 3 assists at Georgia ... 13 points vs. Missouri ... at the team's postseason awards banquet, received the Sonny Smith Most Outstanding Teammate Award and the John Mengelt Free Throw Award (.879).

**HIGH SCHOOL AND PERSONAL DATA:** Four-star small forward by ESPN, Rivals, Scout and 247Sports ... ranked ninth among all small forwards and 48th overall by 247Sports ... ranked as the nation's No. 12 small forward and the top player in Alabama by 247 Sports ... averaged 25 points, 11 rebounds, five blocks and 20 deflections a game at Hargrave Military Academy under coach A.W. Hamilton in 2014-15 ... averaged 17.7 points and 6.1 rebounds per game at Bibb County as a junior ... full name is Danjel Kevon Purifoy ... son of Waukesha Evans ... studying in College of Liberal Arts ... signed national letter of intent on Nov. 12, 2014.

**PURIFOY'S MISCELLANEOUS STATS**

	2016-17	2017-18	2018-19	Career
Games with 10+ Pts	17	0	0	17
Games with 20+ Pts	3	0	0	3
Games 5+ 3s	1	0	0	1
Games with 5+ Reb	12	0	0	12
Games with 10+ Reb	1	0	0	1
Games with 5+ Ast	2	0	0	2
Games with 10+ Ast	0	0	0	0
Games with 5+ Blk	0	0	0	0
Games with 5+ Stl	0	0	0	0
Double-Doubles	0	0	0	0

**MEASURABLES AND BAM TESTING RESULTS**

Wingspan	6'10.5"
Reach	8'8"
Hand	10"
Vertical Jump	28.5"
Approach Vertical	38.5"
3/4 Court Sprint	3.324
Reaction Shuttle	3.226
Lane Agility Drill	11.544
185 lb Bench	11

**CAREER HIGHS**

Points	27 (2x) last vs. Boston College (12/12/16)
Rebounds	15 at UConn (12/23/16)
Field Goals	9 vs. Coastal Carolina (12/15/16)
Field Goals Att.	14 (2x) last vs. Coastal Carolina (12/15/16)
3-Pt. Field Goals	5 vs. Coastal Carolina (12/15/16)
3-Pt. Field Goals Att.	10 vs. Coastal Carolina (12/15/16)
Free Throws	8 vs. Georgia State (11/14/16)
Free Throws Att.	10 vs. Georgia State (11/14/16)
Assists	9 vs. USC Upstate (11/29/16)
Blocks	1 (5x) last vs. Missouri (3/8/17)
Steals	3 (6x) last at Texas A&M (2/18/17)
Minutes	39 vs. Missouri (3/8/17)

**2018-19 PURIFOY GAME-BY-GAME**

Opp.	Start	Min.	FG-A	3FG-A	FT-A	O-D-T	PF	A	TO	BLK	STL	PTS
S. Alabama	-dnp-											
Washington	-dnp-											
Miss. Col.	-dnp-											
Xavier	-dnp-											
Duke	-dnp-											
Arizona	-dnp-											
St. Peter's	-dnp-											
UNCA	-dnp-											
Dayton	-dnp-											
UAB		7	1-2	0-1	0-1	1-0-1	0	0	0	0	1	2
NC State		8	0-1	0-1	0-0	1-1-2	1	0	2	0	0	0
Murray St.		4	0-1	0-1	0-0	0-0-0	0	0	0	0	1	0
North Fla.		8	1-3	0-0	0-0	0-1-1	0	1	0	0	0	2
Ole Miss	-dnp-											
Georgia	-dnp-											
Texas A&M	-dnp-											
Kentucky		8	1-4	1-3	0-0	0-0-0	2	0	0	0	0	3
S. Carolina		19	1-6	0-1	1-2	2-1-3	3	2	2	0	2	3
Miss. St.		5	1-1	1-1	0-0	0-2-2	0	0	0	0	0	3
Missouri		11	3-5	2-3	0-0	0-1-1	1	2	0	0	2	8
Alabama		15	2-3	1-2	2-2	2-2-4	3	1	0	0	0	7
Florida		13	1-2	1-1	2-2	1-1-2	0	2	1	0	0	5
LSU		10	3-5	1-3	1-1	0-1-1	0	1	1	0	1	8
Ole Miss		7	1-4	0-1	0-1	0-2-2	0	0	0	0	0	2
Vanderbilt		9	1-4	0-2	0-0	0-0-0	1	0	0	0	1	2
Arkansas		17	0-2	0-2	0-0	0-3-3	0	0	0	0	1	0
Kentucky												
Georgia												
Miss. St.												
Alabama												
Tennessee												

**PURIFOY'S CAREER STATISTICS**

Year	GP-GS	Min-Avg	FG-FGA	Pct	3FG-A	Pct	FT-FTA	Pct	Off-Def-Tot--Avg	PF-FO	Ast	TO	Blk	Stl	Pts	Avg
2016-17	29-25	831-28.7	97-244	.398	59-160	.369	80-91	.879	28-108-136--4.7	65-0	51	45	5	41	333	11.5
2018-19	14-0	141-10.1	16-43	.372	7-22	.318	6-9	.667	7-15-22--1.6	11-0	9	6	0	9	45	3.2
TOTAL	43-25	972-22.6	113-287	.394	66-182	.363	86-100	.860	35-123-158--3.7	76-0	60	51	5	50	378	8.8

4

**MALIK DUNBAR**

6-6 • 230

Sr. • G/F

North Augusta, S.C.

(College of Central Florida)



**MEASURABLES AND BAM TESTING RESULTS**

Wingspan	6'9.25"
Reach	8'6"
Hand	9"
Vertical Jump	31.5"
Approach Vertical	38.5"
3/4 Court Sprint	3.221
Reaction Shuttle	3.009
Lane Agility Drill	12.282
185 lb Bench	13

**2017-18 (Junior):** Averaged 5.4 points, 2.4 rebounds and 0.4 steals per game in 14.1 minutes per game ... played in all 34 games and started 3 ... shot 42% from the floor and 35% from 3-point land ... shot 36% from downtown during SEC action ... averaged 6.9 points and shot 45% from the field during home games ... scored in double figures 3 times ... led the Tigers in steals in 3 games and blocks in 1 contest ... went 23 for 62 from behind the arc in the last 19 games, despite starting the season 4 of 15 ... averaged 10 points and 6.3 rebounds to go along with 48% from the field, including 36% from downtown, as a starter ... buried multiple 3-points 7 times, including 5 during SEC play ... first game as a Tiger was season opener vs. Norfolk State where he scored 7 points in 16 minutes ... racked up 13 points on 6 of 8 shooting against Winthrop ... made first career start and played 25 minutes vs. UAB ... scored 9 points and had 6 rebounds in that game ... went 3 for 3 behind the arc at Murray State ... scored 12 points and had 3 boards vs. UConn ... started at Georgia and scored 7 points to go along with 6 rebounds ... scored a season-high 14 points on 6 of 10 from the floor, including 2 of 5 from downtown, and had 7 rebounds to go along with 2 steals in a start vs. Alabama ... went 4 for 7 from the floor for 11 points in NCAA Tournament action ... named a top-10 JUCO transfer by Jon Rothstein ... Academic Top Tiger.

**HIGH SCHOOL AND PERSONAL DATA:** Was a South Carolina Class 4A first-team all-state selection as a senior at Spring Valley High School in Columbia in 2014-15 ... son of Trika Mobley ... one of five siblings.

**CAREER HIGHS**

Points	16 vs. South Alabama (11/6/18)
Rebounds	8 vs. Mississippi College (11/14/18)
Field Goals	7 vs. South Alabama (11/6/18)
Field Goals Att.	13 vs. UConn (12/23/17)
3-Pt. Field Goals	4 vs. Saint Peter's (11/28/18)
3-Pt. Field Goals Att.	7 vs. UConn (12/23/17)
Free Throws	3 (2x) last at Vanderbilt (2/16/19)
Free Throws Att.	4 (4x) last at Vanderbilt (2/16/19)
Assists	3 vs. Arkansas (2/20/19)
Blocks	3 (2x) last at Texas A&M (1/16/19)
Steals	5 vs. UNC Asheville (12/4/18)
Minutes	30 at Vanderbilt (2/16/19)

**2018-19 DUNBAR GAME-BY-GAME**

Opp.	Start	Min.	FG-A	3FG-A	FT-A	O-D-T	PF	A	TO	BLK	STL	PTS
S. Alabama		23	7-11	2-5	0-0	3-2-5	2	0	1	1	0	16
Washington		18	3-5	1-3	1-1	0-4-4	0	0	0	0	0	8
Miss. Col.		21	4-12	0-4	2-2	3-5-8	1	2	2	0	2	10
Xavier		15	1-3	1-2	0-0	1-2-3	2	1	1	0	0	3
Duke		20	2-5	1-3	0-0	0-2-2	5	1	1	1	0	5
Arizona		17	6-7	2-3	1-2	1-3-4	1	0	1	0	1	15
St. Peter's		18	4-9	4-6	2-2	0-3-3	1	1	1	0	2	14
UNCA		25	3-4	2-3	0-2	1-6-7	1	1	2	0	5	8
Dayton		6	0-3	0-3	0-0	0-0-0	0	0	0	0	0	0
UAB		14	2-8	1-4	0-0	0-3-3	2	1	1	1	1	5
NC State		20	5-8	2-5	0-1	1-3-4	4	0	1	0	1	12
Murray St.		16	1-5	1-4	1-2	0-3-3	1	1	1	1	0	4
North Fla.		23	4-10	1-5	2-2	1-2-3	1	2	0	0	2	11
Ole Miss		13	4-4	1-1	2-4	2-2-4	1	0	1	1	3	11
Georgia		14	4-7	2-4	1-2	0-1-1	3	0	0	0	2	11
Texas A&M		18	0-2	0-1	2-2	1-3-4	3	1	1	3	2	2
Kentucky		22	4-7	2-4	0-0	2-5-7	4	0	0	0	1	10
S. Carolina		12	0-3	0-1	2-2	0-2-2	3	0	0	0	0	2
Miss. St.		14	2-3	1-2	0-0	0-2-2	4	0	0	0	1	5
Missouri		16	2-4	2-4	0-0	0-2-2	2	1	3	0	0	6
Alabama		21	1-3	0-0	1-2	0-4-4	1	0	2	0	1	3
Florida		16	3-5	1-3	2-3	1-0-1	2	1	1	0	0	9
LSU		22	1-4	1-3	0-1	1-1-2	3	1	1	0	0	3
Ole Miss		16	1-3	0-1	0-0	1-2-3	2	0	2	2	0	2
Vanderbilt		30	4-7	2-4	3-4	2-3-5	3	0	1	2	0	13
Arkansas *		22	3-8	2-5	0-0	0-5-5	2	3	2	0	2	8
Kentucky												
Georgia												
Miss. St.												
Alabama												
Tennessee												

**DUNBAR'S MISCELLANEOUS STATS**

	2017-18	2018-19	Career
Games with 10+ Pts	3	10	13
Games with 20+ Pts	0	0	0
Games 5+ 3s	0	0	0
Games with 5+ Reb	5	6	11
Games with 10+ Reb	0	0	0
Games with 5+ Ast	0	0	0
Games with 10+ Ast	0	0	0
Games with 5+ Blk	0	0	0
Games with 5+ Stl	0	1	1
Double-Doubles	0	0	0

**DUNBAR'S CAREER STATISTICS**

Year	GP-GS	Min-Avg	FG-FGA	Pct	3FG-A	Pct	FT-FTA	Pct	Off-Def-Tot--Avg	PF-FO	Ast	TO	Blk	Stl	Pts	Avg
2017-18	34-3	481-14.1	70-167	.419	27-78	.346	18-31	.581	18-65-83--2.4	65-1	8	27	8	13	185	5.4
2018-19	26-1	472-18.2	71-150	.473	32-83	.386	22-34	.647	21-70-91--3.5	54-1	17	26	12	26	196	7.5
TOTAL	60-4	953-15.9	141-317	.445	59-161	.366	40-65	.615	39-135-174--2.9	119-2	25	53	20	39	381	6.4

5

**CHUMA OKEKE**

6-8 • 230

So. • F

Atlanta, Ga.  
(Westlake HS)



**2017-18 (Freshman):** Averaged 7.5 points, 5.8 rebounds, 1.1 assists and 0.7 blocks per game in 21.6 minutes per game ... played in all 34 games off the bench ... led the team in bench minutes ... finished 4th among SEC freshmen in rebounding with 197 total boards ... averaged 7.6 points, 5.4 rebounds, 1.1 assists and 0.7 blocks in SEC play ... 197 rebounds was the most by an Auburn freshman since Jeff Moore in 1984-85 ... pulled down 4 double-digit rebounding games, including 3 in league action ... racked up 15 games in double figures, ranking fifth on the team ... tied for the team lead by shooting 39% from behind the arc (34-of-87) ... shot over 49% from the field at home ... knocked down multiple 3s in 12 contests, including 8 in SEC play ... selected as 1 of 20 Under-the-Radar Freshmen by Jon Rothstein ... named a top 15 Impact Freshman by Jon Rothstein ... buried 5 or more field goals in games against Dayton, Middle Tennessee, LSU, Vanderbilt, Alabama and Florida ... named the SEC Freshman of the Week (Dec. 4) after averaging 11 points and 8 rebounds per game in Auburn's victories at Dayton and against George Mason ... recorded double-doubles against Alabama (16 pts, 10 reb) and Florida (12 pts, 10 reb) to become the first Auburn player to tally back-to-back double-doubles in consecutive SEC games since Cinmeon Bowers in 2016 ... Academic Top Tiger.

**2017 USA U19 WORLD CUP TEAM:** Invited to the USA Basketball U19 World Cup Training Camp in the Olympic Training Center in Colorado Springs, Colo., along with sophomore Austin Wiley in June 2017 ... made the first cut at the tryouts from 27 to 18.

**HIGH SCHOOL AND PERSONAL DATA:** Consensus four-star prospect ... MaxPreps All-American selection as a senior in 2016-17 ... ranked 44th nationally by Scout, 48th by ESPN, 55th by Rivals, 56th by 247Sports and 61st by ESPN ... as a junior, led Westlake to the 2016 Georgia Class 6A state championship for the first time since 2002 with a 68-58 overtime win over Pebblebrook ... MaxPreps Junior All-America honorable mention selection in 2015-16 ... averaged 24.4 points, 15.0 rebounds, 3.1 assists, 2.4 steals and 1.0 block in only 11.7 minutes per game as a senior in helping Westlake to an 18-11 record overall, 9-1 in the region, under coach Darron Rogers in 2016-17 ... shot 71 percent (137-of-192) from the field, 70.0 percent (14-of-20) from 3-point range and 69.5 percent (132-of-190) from the foul line ... averaged 9.6 offensive rebounds per game ... 35 points and 17 rebounds at the Cancer Research Classic on Jan. 11, 2017 ... 35 points and 24 rebounds in an 89-83 triple overtime loss to Newton in the state playoffs on Feb. 24 ... 36 points, 28 rebounds and 5 assists in 85-76 win over Pebblebrook on Jan. 31 ... 40 points, 20 rebounds and 6 assists in 80-78 overtime win at Pebblebrook on Jan. 13 ... 35 points and 17 rebounds in a 76-73 loss to Gonzaga of Washington, D.C., on Jan. 7 ... 32 points and 18 rebounds in 72-63 victory over Southwest Atlanta Christian on Dec. 3 ... averaged 22.7 points and 7.5 rebounds as a sophomore in 2014-15.

**OKEKE'S MISCELLANEOUS STATS**

	2017-18	2018-19	Career
Games with 10+ Pts	15	18	33
Games with 20+ Pts	0	2	2
Games 5+ 3s	0	0	0
Games with 5+ Reb	22	21	43
Games with 10+ Reb	4	4	8
Games with 5+ Ast	0	3	3
Games with 10+ Ast	0	0	0
Games with 5+ Blk	0	0	0
Games with 5+ Stl	0	2	2
Double-Doubles	3	4	7

**MEASURABLES AND BAM TESTING RESULTS**

Wingspan	7'0"
Reach	8'11.5"
Hand	10"
Vertical Jump	34.5"
Approach Vertical	27"
3/4 Court Sprint	3.354
Reaction Shuttle	3.146
Lane Agility Drill	12.466
185 lb Bench	1

**CAREER HIGHS**

Points	23 vs. Ole Miss (2/13/19)
Rebounds	14 at LSU (2/9/19)
Field Goals	8 vs. Ole Miss (2/13/19)
Field Goals Att.	14 vs. Murray State (12/22/18)
3-Pt. Field Goals	3 (7x) last vs. Arkansas (2/20/19)
3-Pt. Field Goals Att.	8 vs. Murray State (12/22/18)
Free Throws	8 at Vanderbilt (2/16/19)
Free Throws Att.	10 at Vanderbilt (2/16/19)
Assists	5 (3x) last vs. Arkansas (2/20/19)
Blocks	3 (3x) last vs. Arkansas (2/20/19)
Steals	5 (2x) last vs. North Florida (12/29/18)
Minutes	36 at Mississippi State (1/26/18)

**2018-19 OKEKE GAME-BY-GAME**

Opp.	Start	Min.	FG-A	3FG-A	FT-A	O-D-T	PF	A	TO	BLK	STL	PTS
S. Alabama	*	30	7-11	3-5	3-3	6-3-9	1	5	5	3	3	20
Washington	*	28	7-11	3-3	2-2	6-4-10	3	2	2	2	1	19
Miss. Col.	*	18	1-3	1-3	0-0	0-7-7	0	2	0	1	0	3
Xavier	*	29	5-9	1-5	2-3	4-3-7	4	0	0	0	1	13
Duke	*	33	3-10	0-3	0-0	1-5-6	4	3	2	0	4	6
Arizona	*	31	4-7	0-3	2-4	2-4-6	1	2	2	0	0	10
St. Peter's	*	22	5-5	2-2	0-0	4-2-6	0	3	1	2	1	12
UNCA	*	25	2-5	2-3	1-2	3-4-7	1	5	2	2	0	7
Dayton	*	30	1-6	0-2	0-0	2-1-3	1	2	1	2	3	2
UAB	*	34	4-6	0-1	3-4	3-3-6	4	1	3	2	0	11
NC State	*	32	3-8	1-6	0-0	2-4-6	5	2	1	1	3	7
Murray St.	*	31	7-14	3-8	0-2	2-3-5	3	2	4	2	5	17
North Fla.	*	27	5-8	0-2	2-2	2-3-5	3	2	1	1	5	12
Ole Miss	*	34	2-6	1-3	0-3	2-2-4	3	3	4	1	0	5
Georgia	*	22	1-5	0-2	2-2	2-2-4	4	2	1	1	0	4
Texas A&M	*	32	5-11	0-3	0-0	4-3-7	1	1	2	0	2	10
Kentucky	*	32	5-11	1-5	0-0	2-4-6	3	2	0	1	1	11
S. Carolina	*	28	4-12	1-4	4-4	4-3-7	1	0	2	1	2	13
Miss. St.	*	36	6-10	3-5	1-1	2-2-4	1	1	2	0	0	16
Missouri	*	28	5-8	2-4	2-3	3-9-12	0	4	0	2	0	14
Alabama	*	29	4-7	1-1	0-0	3-2-5	1	2	1	1	4	9
Florida	*	27	3-9	1-4	4-7	3-5-8	0	2	0	1	3	11
LSU	*	26	5-10	2-6	0-2	4-10-14	1	0	2	1	0	12
Ole Miss	*	33	8-11	2-3	5-6	4-7-11	2	0	3	1	2	23
Vanderbilt	*	31	2-6	1-3	8-10	1-5-6	1	1	2	1	3	13
Arkansas	*	29	4-8	3-5	0-0	0-4-4	1	5	2	3	1	11
Kentucky												
Georgia												
Miss. St.												
Alabama												
Tennessee												

**OKEKE'S CAREER STATISTICS**

Year	GP-GS	Min-Avg	FG-FGA	Pct	3FG-A	Pct	FT-FTA	Pct	Off-Def-Tot--Avg	PF-FO	Ast	TO	Blk	Stl	Pts	Avg
2017-18	34-0	734-21.6	92-201	.458	34-87	.391	37-55	.673	69-128-197--5.8	66-1	38	27	25	23	255	7.5
2018-19	26-26	757-29.1	108-217	.498	34-94	.362	41-60	.683	71-104-175--6.7	49-1	54	45	32	44	291	11.2
TOTAL	60-26	1491-24.9	200-418	.478	68-181	.376	78-115	.678	140-232-372--6.2	115-2	92	72	57	67	546	9.1



10

**SAMIR DOUGHTY**

6-4 • 195

Jr. • G

Philadelphia, Pa.  
(VCU)



**2017-18 (Sophomore):** Sat out the season after transferring from VCU on June 27, 2017 ... will have two years of eligibility remaining beginning in the 2018-19 season ... brings experience, versatility and the ability to make his teammates better as a playmaker and slasher ... can play several positions on the floor.

**2016-17 (Redshirt Freshman at VCU):** Averaged 9.0 points, 3.6 rebounds, 2.1 assists and 0.9 steals in 23.1 minutes per game ... played in 35 games, starting 15 as VCU reached the NCAA Tournament, losing to Saint Mary's in the first round ... was the Rams' fourth-leading scorer ... averaged the most points by a VCU freshman since Shawn Hampton in 1998-99 ... shot 40.9 percent from the floor, 28.4 percent from 3-point range and 76.6 percent from the foul line ... shot 34.5 percent (19-of-55) from 3-point range for the final 21 games of the season since Jan. 4 after opening the year 4-of-26 from behind the arc ... career-high 23 points with nine assists and seven rebounds at Duquesne ... just missed a triple-double with 10 points, 10 assists and eight rebounds vs. Saint Joseph's ... 17 points in the Atlantic 10 Conference Tournament vs. Richmond ... 9 points vs. Saint Mary's in the NCAA Tournament ... went 4-0 as VCU toured Spain from Aug. 12-22 in Madrid, Toledo, Valencia and Barcelona.

**2017-18 (Freshman at VCU):** Redshirted at VCU ... originally signed with St. John's.

**HIGH SCHOOL AND PERSONAL DATA:** Averaged 24.9 points, 9.7 rebounds, 4.1 assists and 2.7 steals per game while shooting 59 percent from 2-point range as a senior at Mathematics, Civics & Science Charter in Philadelphia, Pa. ... ranked as the 35th-best point guard nationally by 247 Sports, including sixth-best in Pennsylvania, as a senior ... three-star recruit.

DOUGHTY'S MISCELLANEOUS STATS				
	2016-17	2017-18	2018-19	Career
Games with 10+ Pts	15	0	7	22
Games with 20+ Pts	1	0	1	2
Games 5+ 3s	0	0	0	0
Games with 5+ Reb	9	0	7	16
Games with 10+ Reb	0	0	1	1
Games with 5+ Ast	4	0	2	6
Games with 10+ Ast	1	0	0	1
Games with 5+ Blk	0	0	0	0
Games with 5+ Stl	0	0	0	0
Double-Doubles	1	0	0	1

**MEASURABLES AND BAM TESTING RESULTS**

Wingspan	6'4.5"
Reach	8'3.5"
Hand	8.25"
Vertical Jump	28.5"
Approach Vertical	34"
3/4 Court Sprint	3.305
Reaction Shuttle	3.430
Lane Agility Drill	11.607
185 lb Bench	3

**CAREER HIGHS**

Points	23 at Duquesne (1/4/17)
Rebounds	10 vs. Dayton (12/8/18)
Field Goals	9 at Duquesne (1/4/17)
Field Goals Att.	15 at Duquesne (1/4/17)
3-Pt. Field Goals	3 (2x) last vs. Georgia (1/12/19)
3-Pt. Field Goals Att.	6 (2x) last at Ole Miss (1/9/19)
Free Throws	7 vs. St. Joseph's (2/14/17)
Free Throws Att.	8 (2x) last vs. St. Joseph's (2/14/17)
Assists	10 vs. St. Joseph's (2/14/17)
Blocks	1 (3x) last vs. Missouri (1/30/19)
Steals	4 (2x) last vs. Dayton (12/8/18)
Minutes	34 (2x) last vs. Dayton (12/8/18)

**2018-19 DOUGHTY GAME-BY-GAME**

Opp.	Start	Min.	FG-A	3FG-A	FT-A	O-D-T	PF	A	TO	BLK	STL	PTS
S. Alabama	*	19	5-7	2-3	2-2	1-0-1	3	1	2	0	0	14
Washington	*	25	6-9	2-4	4-4	2-2-4	2	4	3	0	4	18
Miss. Col.	*	19	5-11	1-5	2-2	1-4-5	3	2	3	0	3	13
Xavier	*	31	1-6	0-1	0-0	3-0-3	2	2	2	0	2	2
Duke	*	13	0-3	0-0	0-0	2-1-3	5	0	1	0	1	0
Arizona	*	23	3-6	1-2	0-0	1-2-3	3	0	1	0	1	7
St. Peter's	*	26	1-2	0-1	0-0	2-4-6	2	5	1	0	1	2
UNCA	*	25	4-7	2-5	3-4	1-5-6	2	2	2	0	2	13
Dayton	*	34	3-6	2-3	0-0	4-6-10	1	6	1	0	4	8
UAB	*	27	1-4	0-1	2-2	2-4-6	2	2	2	0	0	4
NC State	*	20	3-6	1-3	0-0	1-0-1	1	2	3	0	1	7
Murray St.	*	24	6-7	2-3	6-6	2-2-4	3	2	0	0	0	20
North Fla.	*	14	2-4	0-0	0-0	2-0-2	1	0	1	0	0	4
Ole Miss	*	27	3-6	3-6	0-0	0-2-2	3	2	1	0	2	9
Georgia	*	31	4-9	3-4	0-0	0-3-3	1	3	2	0	2	11
Texas A&M	*	23	2-7	1-4	0-0	0-1-1	3	0	1	0	1	5
Kentucky	*	24	1-4	1-3	2-2	0-1-1	1	3	0	0	0	5
S. Carolina	*	28	3-5	2-4	0-0	0-3-3	2	0	1	0	0	8
Miss. St.	*	26	1-3	0-1	4-4	1-4-5	4	3	2	0	3	6
Missouri	*	21	3-8	1-4	0-0	1-4-5	4	1	1	1	1	7
Alabama	*	22	3-6	1-2	0-0	1-2-3	4	0	1	1	2	7
Florida	*	32	4-8	2-4	2-2	3-2-5	2	2	1	0	3	12
LSU	*	33	1-5	1-4	1-2	1-1-2	4	0	2	0	3	4
Ole Miss	*	28	1-3	1-1	0-0	0-3-3	3	2	1	0	0	3
Vanderbilt	*	16	0-0	0-0	0-2	0-1-1	2	0	1	0	0	0
Arkansas		21	2-3	1-2	1-1	0-4-4	4	2	5	0	2	6
Kentucky												
Georgia												
Miss. St.												
Alabama												
Tennessee												

**DOUGHTY'S CAREER STATISTICS**

Year	GP-GS	Min-Avg	FG-FGA	Pct	3FG-A	Pct	FT-FTA	Pct	Off-Def-Tot--Avg	PF-FO	Ast	TO	Blk	Stl	Pts	Avg
2016-17*	35-15	809-23.1	103-252	.409	23-81	.284	85-111	.766	29-98-127--3.6	76-3	75	66	2	33	314	9.0
2018-19	26-25	632-24.3	68-145	.469	30-70	.429	29-33	.879	31-61-92--3.5	67-1	46	41	2	38	195	7.5
TOTAL	61-40	1441-23.6	171-397	.431	53-151	.351	114-144	.792	60-159-219--3.6	143-4	121	107	4	71	509	8.3

12

**J'VON McCORMICK**

6-0 • 175

Jr. • G

New Orleans, La.

(Lee College)



**MEASURABLES AND BAM TESTING RESULTS**

Vertical Jump	34"
Approach Vertical	41.5"
3/4 Court Spring	3.091
Reaction Shuttle	3.033
Lane Agility Drill	11.252
185 lb Bench	6

**2017-18 (Sophomore at Lee):** Averaged 18.5 points, 6.4 assists and 5.3 rebounds in 28 games for the Runnin' Rebels ... started all 28 games ... was the third-highest scorer in the Region XIV Athletic Conference ... had 180 assists - the third-most in the region ... also added 44 steals ... knocked down 127 free throws.

**2016-17 (Freshman at Lee):** Averaged 4.9 points, 2.1 assists and 2.0 rebounds in 31 games for the Runnin' Rebels ... started seven games ... totaled 62 rebounds, including 23 offensive ... racked up 64 assists and contributed 39 steals.

**HIGH SCHOOL AND PERSONAL DATA:** Known for quickness and ability to create off the bounce ... fast guard to push the tempo and guard opposing team's primary ball-handlers ... scored over 2,000 points for Mayde Creek High School (Texas) ... earned the 2016 19-6A Offensive MVP ... was a member of the all-conference team ... earned the newcomer of the year award as a freshman ... played for coach Darius Barnes Jr. and C.O.G Elite ... also played for coach Tim Schumacher and Houston Hoops ... son of Carol McCormick ... has two brothers, Brad and Troy ... enrolled in the Harbert College of Business.

**CAREER HIGHS**

Points	14 at NC State (12/19/18)
Rebounds	4 (2x) last at Texas A&M (1/16/19)
Field Goals	6 at NC State (12/19/18)
Field Goals Att.	7 at NC State (12/19/18)
3-Pt. Field Goals	2 vs. Arizona (11/21/18)
3-Pt. Field Goals Att.	2 (2x) last vs. Arizona (11/21/18)
Free Throws	3 vs. Arkansas (2/20/19)
Free Throws Att.	6 vs. Arkansas (2/20/19)
Assists	4 (3x) last vs. Alabama (2/2/19)
Blocks	-
Steals	3 (4x) vs. North Florida (12/29/18)
Minutes	22 vs. Mississippi College (11/14/18)

**2018-19 MCCORMICK GAME-BY-GAME**

Opp.	Start	Min.	FG-A	3FG-A	FT-A	O-D-T	PF	A	TO	BLK	STL	PTS
S. Alabama	17	2-5	1-2	0-0	2-0-2	3	2	2	0	2	5	
Washington	8	1-4	0-1	0-0	0-1-1	2	2	0	0	0	2	
Miss. Col.	22	3-5	0-1	1-4	1-3-4	0	1	1	0	3	7	
Xavier	4	0-0	0-0	0-0	0-0-0	0	0	1	0	0	0	
Duke	3	0-0	0-0	0-0	1-0-1	1	2	0	0	0	0	
Arizona	15	2-2	2-2	0-0	0-0-0	2	1	3	0	1	6	
St. Peter's	10	0-0	0-0	0-0	0-0-0	1	1	0	0	0	0	
UNCA	-dnp-											
Dayton	11	1-1	0-0	0-0	0-0-0	0	1	0	0	0	2	
UAB	10	0-0	0-0	0-0	0-0-0	2	1	0	0	0	0	
NC State	17	6-7	0-0	2-4	2-0-2	2	3	1	0	3	14	
Murray St.	13	2-4	1-1	0-0	0-0-0	1	2	3	0	3	5	
North Fla.	16	1-3	0-0	1-2	0-1-1	0	4	1	0	3	3	
Ole Miss	6	0-1	0-0	0-0	0-1-1	0	0	1	0	0	0	
Georgia	13	1-1	0-0	0-0	0-0-0	1	1	0	0	0	2	
Texas A&M	14	3-6	0-1	0-0	2-2-4	0	4	0	1	0	6	
Kentucky	8	0-2	0-0	0-0	1-0-1	2	1	1	0	0	0	
S. Carolina	9	0-2	0-0	2-2	0-0-0	0	1	0	0	0	2	
Miss. St.	11	2-4	1-1	2-3	1-2-3	0	0	4	0	0	7	
Missouri	13	3-4	0-0	0-0	1-1-2	1	2	0	0	1	6	
Alabama	11	1-3	0-0	0-0	0-0-0	1	4	0	0	1	2	
Florida	13	1-1	0-0	2-3	0-0-0	0	2	1	0	1	4	
LSU	5	0-1	0-0	0-0	0-1-1	2	2	1	0	0	0	
Ole Miss	7	0-0	0-0	1-2	0-0-0	0	0	0	0	0	1	
Vanderbilt	7	0-0	0-0	0-0	0-1-1	0	0	0	1	0	0	
Arkansas	12	1-2	1-1	3-6	1-1-2	3	0	2	0	2	6	
Kentucky												
Georgia												
Miss. St.												
Alabama												
Tennessee												

**MCCORMICK'S MISCELLANEOUS STATS**

	2018-19	Career
Games with 10+ Pts	1	1
Games with 20+ Pts	0	0
Games 5+ 3s	0	0
Games with 5+ Reb	0	0
Games with 10+ Reb	0	0
Games with 5+ Ast	0	0
Games with 10+ Ast	0	0
Games with 5+ Blk	0	0
Games with 5+ Stl	0	0
Double-Doubles	0	0

**MCCORMICK'S CAREER STATISTICS**

Year	GP-GS	Min-Avg	FG-FGA	Pct	3FG-A	Pct	FT-FTA	Pct	Off-Def-Tot--Avg	PF-FO	Ast	TO	Blk	Stl	Pts	Avg
2018-19	25-0	275-11.0	30-58	.517	6-10	.600	14-26	.538	12-14-26--1.0	24-0	37	22	2	20	80	3.2
TOTAL	25-0	275-11.0	30-58	.517	6-10	.600	14-26	.538	12-14-26--1.0	24-0	37	22	2	20	80	3.2

20



**MYLES PARKER**

6-8 • 200

Fr. • F

Madison, Ala.

(Madison Academy)

**HIGH SCHOOL AND PERSONAL DATA:** Played high school ball at Madison Academy and Hargrave Military Academy ... was a three-time all-state player and was named the region's player of the year ... helped lead the Mustangs to the Class 4A semifinals after back-to-back 3A titles ... averaged 16.9 points, 6.8 rebounds, 2.5 assists and 1.1 steals during 2016-17 season ... selected for the Alabama-Mississippi All-Star Game ... played for Team Thadd and Team Carroll during AAU circuit ... chose Auburn over UNC Asheville, North Alabama, Presbyterian and Campbell ... son of Marlowe and Jennifer Parker ... has two siblings: Markayla and Makiyah Parker ... enrolled in the College of Liberal Arts.

**CAREER HIGHS**

Points	3 vs. Missouri (1/30/19)
Rebounds	1 at Texas A&M (1/16/19)
Field Goals	1 (3x) last vs. Missouri (1/30/19)
Field Goals Att.	2 (4x) last vs. Missouri (1/30/19)
3-Pt. Field Goals	-
3-Pt. Field Goals Att.	1 (4x) last vs. UNC Asheville (12/4/18)
Free Throws	1 (2x) last vs. Missouri (1/30/19)
Free Throws Att.	2 vs. South Alabama (11/6/18)
Assists	-
Blocks	-
Steals	1 vs. Saint Peter's (11/28/18)
Minutes	6 vs. UNC Asheville (12/4/18)

**2018-19 PARKER GAME-BY-GAME**

Opp.	Start	Min.	FG-A	3FG-A	FT-A	O-D-T	PF	A	TO	BLK	STL	PTS
S. Alabama		4	0-2	0-1	1-2	0-0-0	0	0	0	0	0	1
Washington		2	0-1	0-1	0-1	0-0-0	0	0	1	0	0	0
Miss. Col.		3	1-2	0-0	0-0	0-0-0	1	0	1	0	0	2
Xavier		-dnp-										
Duke		-dnp-										
Arizona		-dnp-										
St. Peter's		3	0-2	0-1	0-0	0-0-0	0	0	0	0	1	0
UNCA		6	0-1	0-1	0-0	0-0-0	2	0	1	0	0	0
Dayton		-dnp-										
UAB		-dnp-										
NC State		-dnp-										
Murray St.		-dnp-										
North Fla.		2	1-1	0-0	0-0	0-0-0	1	0	0	0	0	2
Ole Miss		-dnp-										
Georgia		-dnp-										
Texas A&M		1	0-0	0-0	0-0	0-1-1	0	0	0	0	0	0
Kentucky		-dnp-										
S. Carolina		1	0-0	0-0	0-0	0-0-0	0	0	0	0	0	0
Miss. St.		-dnp-										
Missouri		2	1-2	0-0	1-1	0-0-0	0	0	0	0	0	3
Alabama		1	0-0	0-0	0-0	0-0-0	0	0	0	0	0	0
Florida		1	0-0	0-0	0-0	0-0-0	0	0	0	0	0	0
LSU		-dnp-										
Ole Miss		-dnp-										
Vanderbilt		-dnp-										
Arkansas		1	0-1	0-0	0-0	0-0-0	0	0	0	0	0	0
Kentucky												
Georgia												
Miss. St.												
Alabama												
Tennessee												


**PARKER'S MISCELLANEOUS STATS**

	2018-19	Career
Games with 10+ Pts	0	0
Games with 20+ Pts	0	0
Games 5+ 3s	0	0
Games with 5+ Reb	0	0
Games with 10+ Reb	0	0
Games with 5+ Ast	0	0
Games with 10+ Ast	0	0
Games with 5+ Blk	0	0
Games with 5+ Stl	0	0
Double-Doubles	0	0

**PARKER'S CAREER STATISTICS**

Year	GP-GS	Min-Avg	FG-FGA	Pct	3FG-A	Pct	FT-FTA	Pct	Off-Def-Tot--Avg	PF-FO	Ast	TO	Blk	Stl	Pts	Avg
2018-19	12-0	25-2.1	3-13	.231	0-4	.000	2-4	.500	0-1-1--0.1	5-0	0	3	0	1	8	0.7
TOTAL	12-0	25-2.1	3-13	.231	0-4	.000	2-4	.500	0-1-1--0.1	5-0	0	3	0	1	8	0.7

22



**WILL MACOY**

6-4 • 200  
Jr. • G

Birmingham, Ala.  
(Vestavia Hills HS)

**2017-18 (Sophomore):** Averaged 0.2 points and 0.3 rebounds per game in 1.7 minutes per game off the bench ... appeared in 10 games ... grabbed first rebound of the season vs. Indiana State ... scored first point of the campaign on a free throw against UConn ... played a season-high 4 minutes vs. Cornell ... made 4 appearances on the court during SEC play, including a span of 3 straight games vs. Georgia, Missouri and LSU ... buried a free throw and pulled down a rebound in 2 minutes against LSU ... made 2 postseason appearances, including 2 minutes in the NCAA Tournament vs. Clemson ... Academic Top Tiger.

**HIGH SCHOOL AND PERSONAL DATA:** Three-year letterman in basketball at Vestavia Hills High School under coach George Hatchett ... two-time All-Over the Mountain team ... team captain as a senior in 2015-16 ... 2015 Birmingham Fall League MVP, scoring a league record 50 points in the championship game en route to winning the title ... Birmingham Tip-Off Club player of the week in March 2016 ... two-time state champion in the javelin ... Wendy's Heisman School winner and state finalist in 2015 ... in the National Honor Society, Student Government Association and the Relay for Life committee ... full name is Will Macoy ... son of Coy and Adrienne Macoy ... his father ran cross country and track at Georgia Tech while his mother ran cross country and track at UAB ... older brother, Mac, is a junior at Florida in 2016-17 who runs cross country and track ... younger brother, Hollis, a sophomore on the Vestavia Hills basketball team ... studying in Ginn College of Engineering.

MACOY'S MISCELLANEOUS STATS				
	2016-17	2017-18	2018-19	Career
Games with 10+ Pts	0	0	0	0
Games with 20+ Pts	0	0	0	0
Games 5+ 3s	0	0	0	0
Games with 5+ Reb	0	0	0	0
Games with 10+ Reb	0	0	0	0
Games with 5+ Ast	0	0	0	0
Games with 10+ Ast	0	0	0	0
Games with 5+ Blk	0	0	0	0
Games with 5+ Stl	0	0	0	0
Double-Doubles	0	0	0	0

**CAREER HIGHS**

Points	8	vs. Coastal Carolina (12/15/16)
Rebounds	1 (4x)	last vs. Missouri (1/30/19)
Field Goals	3	vs. Coastal Carolina (12/15/16)
Field Goals Att.	5	vs. Coastal Carolina (12/15/16)
3-Pt. Field Goals	2	vs. Coastal Carolina (12/15/16)
3-Pt. Field Goals Att.	4	vs. Coastal Carolina (12/15/16)
Free Throws	2	vs. Saint Peter's (11/28/18)
Free Throws Att.	3	vs. Saint Peter's (11/28/18)
Assists	1	vs. Missouri (1/30/19)
Blocks	1 (2x)	last vs. North Florida (12/29/18)
Steals	1 (3x)	last vs. North Florida (12/29/18)
Minutes	5	vs. Coastal Carolina (12/15/16)

**2018-19 MACOY GAME-BY-GAME**

Opp.	Start	Min.	FG-A	3FG-A	FT-A	O-D-T	PF	A	TO	BLK	STL	PTS
S. Alabama		2	0-0	0-0	0-0	0-0-0	0	0	0	0	1	0
Washington		2	0-0	0-0	0-0	0-0-0	0	0	0	0	1	0
Miss. Col.		3	0-1	0-1	1-2	0-0-0	0	0	0	0	0	1
Xavier		-	dnp-									
Duke		-	dnp-									
Arizona		-	dnp-									
St. Peter's		4	0-2	0-1	2-3	0-0-0	0	0	0	0	0	2
UNCA		3	0-1	0-1	0-0	0-0-0	0	0	0	1	0	0
Dayton		-	dnp-									
UAB		-	dnp-									
NC State		-	dnp-									
Murray St.		-	dnp-									
North Fla.		2	1-1	0-0	0-0	0-0-0	1	0	0	1	1	2
Ole Miss		-	dnp-									
Georgia		-	dnp-									
Texas A&M		1	0-0	0-0	0-0	0-0-0	0	0	0	0	0	0
Kentucky		-	dnp-									
S. Carolina		-	dnp-									
Miss. St.		-	dnp-									
Missouri		4	0-0	0-0	0-0	0-1-1	0	1	0	0	0	0
Alabama		1	0-0	0-0	0-0	0-0-0	0	0	0	0	0	0
Florida		1	0-0	0-0	0-0	0-0-0	0	0	0	0	0	0
LSU		-	dnp-									
Ole Miss		-	dnp-									
Vanderbilt		-	dnp-									
Arkansas		1	0-0	0-0	0-0	0-0-0	0	0	0	0	0	0
Kentucky												
Georgia												
Miss. St.												
Alabama												
Tennessee												

**MACOY'S CAREER STATISTICS**

Year	GP-GS	Min-Avg	FG-FGA	Pct	3FG-A	Pct	FT-FTA	Pct	Off-Def-Tot--Avg	PF-FO	Ast	TO	Blk	Stl	Pts	Avg
2016-17	4-0	7-1.8	3-6	.500	2-5	.400	0-0	.000	0-1-1--0.3	0-0	0	0	0	1	8	2.0
2017-18	10-0	17-1.7	0-5	.000	0-3	.000	2-4	.500	1-2-3--0.3	2-0	0	0	0	0	2	0.2
2018-19	11-0	22-2.0	1-5	.200	0-3	.000	3-5	.600	0-1-1--0.1	0-0	1	1	2	2	5	0.5
TOTAL	25-0	46-1.8	4-16	.250	2-11	.182	5-9	.556	1-4-5--0.2	2-0	1	1	2	3	15	0.6

24



**ANFERNEE McLEMORE**

6-7 • 220

Jr. • F

Warwick, Ga.

(Worth County HS)

**2017-18 (Sophomore):** Named to the SEC All-Defensive Team ... averaged 7.4 points, 5.3 rebounds, 2.7 blocks, 0.7 steals and 0.5 assists per game in 19.4 minutes per game ... led the SEC and ranked 12th in the country with 2.7 blocks per tilt ... totaled 73 blocks, which tied for 5th in single-season program history and was the most by a player since 2002-03 ... moved into top 10 in career swats in the Auburn record books ... produced the most blocks by any player in the country to play in less than 30 games ... despite not playing for the final month of the season, he finished third in the SEC in total rejections, just 5 behind the leader ... paced the Tigers to set a program record with 180 blocks, the most in a season all-time ... tied for team lead with 3 double-doubles ... had 9 games in double figures and 4 games of 10+ rebounds ... hit a 3-pointer in 12 games after making only 1 in his career prior to the season ... knocked in multiple 3s in 4 games ... shot over 44% from behind the arc in league contests ... team was 7-2 when he scored in double figures and 4-0 when he pulled down double-digit rebounds ... had 14 blocks in the first 4 games of the season and averaged 10 points and 5 rebounds in that span ... matched a career-best with 19 points to go along with 7 rebounds and 5 blocks while going 7-of-11 from the floor vs. Temple ... racked up a pair of double-doubles over a span of 3 games ... first double-double was 12 points and 13 rebounds at Dayton, while the second came against Gardner-Webb where he poured in 17 points and 11 rebounds ... also shot a career-best 4-for-4 from 3-point land vs. Gardner-Webb ... was inserted into starting lineup against George Mason and started the rest of his games played ... was a perfect 5-of-5 for 13 points and 9 rebounds vs. Ole Miss ... set top career mark with 6 blocks against Gardner-Webb and at Missouri ... tallied a double-double with 13 points and 11 rebounds vs. Kentucky ... suffered season-ending injury at South Carolina and missed the final 7 games ... Academic Top Tiger ... member of the prestigious Southeastern Conference Men's Basketball Leadership Council.

**HIGH SCHOOL AND PERSONAL DATA:** Rated as a four-star prospect by ESPN ... rated as a 3-star by 247Sports, Rivals and Scout ... averaged 15.6 points, 11.2 rebounds and 6.9 blocks per game for Worth County as a senior in 2015-16 under coach Connie Mays ... three-time selection to the Albany Herald's Super Six as a sophomore, junior and senior ... the Rams finished in a three-way tie for first in the Georgia High School Region 14A standings ... averaged 19 points, 11.8 rebounds and 6.4 blocks per game for Worth County as a junior in 2014-15, recording several triple-doubles ... two-time All-Area selection by the Albany Herald ... started for the Rams each of his four years in high school ... Georgia Class 4A Sophomore of the Year by Hoopseen ... had a 4.0 GPA in advanced classes and was accepted by the Massachusetts Institute of Technology ... scored a 1670 on his SAT ... had considered Yale, Brown, Oregon State, Stanford and Georgia Tech ... son of Cinderella Lewis and Feron McLemore ... studying in Harbert College of Business ... signed national letter of intent on Nov. 11, 2015.

**McLEMORE'S MISCELLANEOUS STATS**

	2016-17	2017-18	2018-19	Career
Games with 10+ Pts	4	9	8	21
Games with 20+ Pts	0	0	0	0
Games 5+ 3s	0	0	0	0
Games with 5+ Reb	16	14	13	43
Games with 10+ Reb	1	4	1	7
Games with 5+ Ast	0	0	0	0
Games with 10+ Ast	0	0	0	0
Games with 5+ Blk	0	6	0	6
Games with 5+ Stl	0	0	0	0
Double-Doubles	0	3	0	3

**MEASURABLES AND BAM TESTING RESULTS**

Wingspan	7'0"
Reach	8'8.5"
Hand	10"
Vertical Jump	34.5"
Approach Vertical	42"
3/4 Court Sprint	3.230
Reaction Shuttle	2.933
Lane Agility Drill	10.786
185 lb Bench	17

**CAREER HIGHS**

Points	19 (3x) last vs. Saint Peter's (11/28/18)
Rebounds	13 at Dayton (11/29/17)
Field Goals	8 (2x) last vs. Saint Peter's (11/28/18)
Field Goals Att.	13 vs. Saint Peter's (11/28/18)
3-Pt. Field Goals	4 vs. Gardner-Webb (12/6/17)
3-Pt. Field Goals Att.	7 (2x) last at LSU (2/9/19)
Free Throws	7 at LSU (2/21/17)
Free Throws Att.	8 (2x) last vs. North Florida (12/29/18)
Assists	2 (3x) last vs. Gardner-Webb (12/6/17)
Blocks	6 (2x) last at Missouri (1/24/18)
Steals	4 vs. North Florida (12/29/18)
Minutes	30 vs. Kentucky (2/14/18)

**2018-19 McLEMORE GAME-BY-GAME**

Opp.	Start	Min.	FG-A	3FG-A	FT-A	O-D-T	PF	A	TO	BLK	STL	PTS
S. Alabama	*	21	5-7	0-2	1-3	3-5-8	4	1	1	3	0	11
Washington	*	24	2-6	1-3	1-2	2-2-4	1	1	0	1	1	6
Miss. Col.	*	19	1-6	0-2	5-7	1-6-7	2	0	0	3	1	7
Xavier	*	21	2-5	1-4	1-1	3-1-4	5	0	0	2	1	6
Duke	*	21	2-9	0-2	0-0	5-7-12	1	0	0	1	0	4
Arizona	*	14	0-3	0-2	0-1	1-1-2	2	0	1	1	1	0
St. Peter's	*	18	8-13	3-5	0-0	2-3-5	3	0	1	2	3	19
UNCA	*	19	2-5	0-1	1-2	1-1-2	3	0	3	3	3	5
Dayton	*	18	3-6	0-3	0-0	0-1-1	2	0	1	2	1	6
UAB	*	24	2-3	1-2	0-0	1-4-5	0	0	1	1	0	5
NC State	*	13	0-1	0-1	0-1	0-0-0	1	0	1	0	0	0
Murray St.		11	2-2	1-1	0-0	1-0-1	3	0	1	1	1	5
North Fla.		22	3-7	0-2	5-8	4-4-8	3	0	2	2	4	11
Ole Miss		13	0-3	0-0	0-0	0-5-5	5	0	0	2	1	0
Georgia		26	7-10	0-2	1-2	2-7-9	3	1	2	2	0	15
Texas A&M		19	5-8	3-4	0-0	3-3-6	4	0	1	2	0	13
Kentucky	*	17	0-3	0-2	2-4	0-1-1	5	0	0	1	0	2
S. Carolina	*	18	3-4	0-1	0-0	1-5-6	5	0	2	2	1	6
Miss. St.	*	26	4-8	0-2	2-2	0-2-2	2	0	2	1	0	10
Missouri	*	21	3-8	2-7	0-1	1-4-5	4	1	0	0	0	8
Alabama	*	22	4-9	2-4	0-0	0-2-2	2	1	2	0	0	10
Florida	*	14	2-4	1-2	0-0	0-3-3	4	0	0	0	0	5
LSU	*	21	4-8	3-7	0-0	0-2-2	4	0	1	0	0	11
Ole Miss	*	15	0-4	0-2	0-0	2-3-5	4	1	0	1	0	0
Vanderbilt	*	13	1-3	0-2	2-2	0-2-2	4	0	0	0	1	4
Arkansas	*	17	5-7	2-3	1-2	2-4-6	4	1	2	2	0	13
Kentucky												
Georgia												
Miss. St.												
Alabama												
Tennessee												

**McLEMORE'S CAREER STATISTICS**

Year	GP-GS	Min-Avg	FG-FGA	Pct	3FG-A	Pct	FT-FTA	Pct	Off-Def-Tot--Avg	PF-FO	Ast	TO	Blk	Stl	Pts	Avg
2016-17	32-1	483-15.1	69-101	.683	1-1	1.000	35-58	.603	54-89-143--4.5	76-0	5	28	37	13	174	5.4
2017-18	27-21	525-19.4	74-139	.532	18-46	.391	35-48	.729	49-93-142--5.3	70-1	14	24	73	20	201	7.4
2018-19	26-21	487-18.7	70-152	.461	20-68	.294	22-38	.579	35-78-113--4.3	80-4	7	24	35	19	182	7.0
TOTAL	85-43	1495-17.6	213-392	.543	39-115	.339	92-144	.639	138-260-398--4.7	226-5	26	76	145	52	557	6.6

41



**COLE BLACKSTOCK**

6-9 • 220

Sr. • F

Killen, Ala.

(Brooks HS)

**2017-18 (Junior):** Averaged 0.3 points, 0.3 rebounds and 0.1 blocks per game in 1.5 minutes per game off the bench ... was a perfect 4-for-4 from the charity stripe ... first action of the season came in the season opener against Norfolk State where he pulled down a rebound in 2 minutes of action ... buried a pair of free throws in 3 minutes vs. Cornell ... logged 5 appearances in SEC play, including the final 3 games of the regular season ... knocked down 2 shots from the charity stripe and grabbed a rebound vs. LSU ... made 2 appearances in postseason play, including in the NCAA Tournament against Clemson.

**HIGH SCHOOL AND PERSONAL DATA:** Four-year letterman in basketball ... averaged 17 points, and 8 rebounds per game as a senior at Brooks High School under coach Brian Wright ... played four games as a junior before season-ending injury ... averaged 8 points and 4.5 rebounds per game as a sophomore ... full name is Cole Edward Blackstock ... son of Eric Blackstock and Kristi Blackstock ... has two sisters, Jessi and Erica ... studying in Ginn College of Engineering.

**CAREER HIGHS**

Points	3 vs. Vanderbilt (2/13/16)
Rebounds	2 vs. Coastal Carolina (12/15/16)
Field Goals	1 vs. Vanderbilt (2/13/16)
Field Goals Att.	1 (3x) last vs. Saint Peter's (11/28/18)
3-Pt. Field Goals	-
3-Pt. Field Goals Att.	-
Free Throws	2 (4x) last vs. North Florida (12/29/18)
Free Throws Att.	2 (4x) last vs. North Florida (12/29/18)
Assists	1 vs. Missouri (1/30/19)
Steals	-
Blocks	1 (3x) last vs. North Florida (12/29/18)
Minutes	5 vs. Mississippi College (11/14/18)

**2018-19 BLACKSTOCK GAME-BY-GAME**

Opp.	Start	Min.	FG-A	3FG-A	FT-A	O-D-T	PF	A	TO	BLK	STL	PTS
S. Alabama		2	0-0	0-0	0-0	0-0-0	1	0	0	0	0	0
Washington		2	0-0	0-0	0-0	0-0-0	1	0	0	0	0	0
Miss. Col.		5	0-1	0-0	0-0	0-2-2	2	0	0	1	0	0
Xavier		-dnp-										
Duke		-dnp-										
Arizona		-dnp-										
St. Peter's		4	0-1	0-0	1-2	1-1-2	0	0	0	0	0	1
UNCA		2	0-0	0-0	0-0	0-0-0	0	0	0	0	0	0
Dayton		-dnp-										
UAB		-dnp-										
NC State		-dnp-										
Murray St.		-dnp-										
North Fla.		3	0-0	0-0	2-2	0-0-0	0	0	0	1	0	2
Ole Miss		-dnp-										
Georgia		-dnp-										
Texas A&M		-dnp-										
Kentucky		-dnp-										
S. Carolina		-dnp-										
Miss. St.		-dnp-										
Missouri		1	0-0	0-0	1-2	1-0-1	1	1	0	0	0	1
Alabama		1	0-0	0-0	0-0	0-0-0	0	0	0	0	0	0
Florida		1	0-0	0-0	0-0	0-0-0	0	0	0	0	0	0
LSU		-dnp-										
Ole Miss		-dnp-										
Vanderbilt		-dnp-										
Arkansas		1	0-0	0-0	0-0	0-0-0	1	0	0	0	0	0
Kentucky												
Georgia												
Miss. St.												
Alabama												
Tennessee												

**BLACKSTOCK'S MISCELLANEOUS STATS**

	2015-16	2016-17	2017-18	2018-19	Career
Games with 10+ Pts	0	0	0	0	0
Games with 20+ Pts	0	0	0	0	0
Games 5+ 3s	0	0	0	0	0
Games with 5+ Reb	0	0	0	0	0
Games with 10+ Reb	0	0	0	0	0
Games with 5+ Ast	0	0	0	0	0
Games with 10+ Ast	0	0	0	0	0
Games with 5+ Blk	0	0	0	0	0
Games with 5+ Stl	0	0	0	0	0
Double-Doubles	0	0	0	0	0

**BLACKSTOCK'S CAREER STATISTICS**

Year	GP-GS	Min-Avg	FG-FGA	Pct	3FG-A	Pct	FT-FTA	Pct	Off-Def-Tot--Avg	PF-FO	Ast	TO	Blk	Stl	Pts	Avg
2015-16	5-0	9-1.8	1-1	1.000	0-0	.000	3-3	1.000	0-0-0--0.0	2-0	0	0	0	0	5	1.0
2016-17	3-0	4-1.3	0-0	.000	0-0	.000	0-0	.000	0-2-2--0.7	2-0	0	0	0	0	0	0.0
2017-18	13-0	19-1.5	0-0	.000	0-0	.000	4-4	1.000	0-4-4--0.3	5-0	0	0	1	0	4	0.3
2018-19	10-0	20-2.0	0-2	.000	0-0	.000	4-6	.667	2-3-5--0.5	6-0	1	0	2	0	4	0.4
TOTAL	31-0	52-1.7	1-3	.333	0-0	.000	11-13	.846	2-9-11--0.4	15-0	1	0	3	0	13	0.4

50


**AUSTIN WILEY**

6-11 • 260

Jr. • C

Hoover, Ala.

(Calusa Prep)



**2017-18 (Sophomore):** Tapped to the Kareem Abdul-Jabbar Watch List ... did not see any game action ... declared for the NBA Draft without the intention of hiring an agent on April 10.

**2017 USA U19 WORLD CUP TEAM:** Selected and named the team captain for the 12-member USA Basketball U19 World Cup Team to play in the FIBA World Cup in Cairo, Egypt, July 1-9, 2017 ... only American and one of seven players to average a double-double in the tournament with 10.3 points and 10.9 rebounds in only 19.9 minutes per game as the United States won the bronze medal, finishing 6-1 ... shot 50 percent from the field ... started all seven games ... his 40-minute per game average would be 20.5 points and 21.7 rebounds ... had three double-doubles and a rebound shy of four double-doubles in seven games ... 19 points and 10 rebounds to lead USA to an 81-59 victory over Germany in the quarterfinals ... 16 points and a game-high 16 rebounds in a 109-68 victory over Angola ... 13 points and a game-high 17 rebounds in 29:41 in a 99-87 upset loss to Canada in the semifinals ... 9 points and a game-high 14 rebounds in 21:37 vs. Italy to finish Group D play 3-0 ... 8 points and 8 rebounds and a block in 20 minutes in the 96-72 bronze medal win over Spain ... scored 15 points in the USA's 89-66 victory over Lithuania in a friendly on June 28, a day after making the 6,900-mile trip from Colorado Springs, Colo., to Washington, D.C. to Germany to Cairo.

**HIGH SCHOOL AND PERSONAL DATA:** Ranked 13th nationally by Scout, 16th by Rivals and 17th by 247Sports ... played on Team USA's gold medal winner at the FIBA Men's U17 World Championship in Zaragoza, Spain in summer of 2016 ... consensus five-star selection ... three-time all-state selection at Spain Park High School in Hoover, Ala. ... averaged 22 points and 12 rebounds as a junior in 2014-15 leading Spain Park to a 24-6 record and the Class 7A state finals under coach Donnie Quinn ... was named the Alabama Sports Writers Association Class 7A Player of the Year as a junior, averaging 27.1 points, 12.1 rebounds and 2.9 blocks ... selected to the ASWA Class 7A All-State first-team and to the AL.com Class 7A Super All-State first-team ... MVP of the Alabama North-South game in August 2016 ... averaged 19 points and 12 rebounds as a sophomore at Spain Park where he was named AL.com Birmingham Player of the Year Award ... selected to the ASWA Class 7A All-State first-team and AL.com Class 7A Super All-State first-team ... averaged 15 points and 10 rebounds as a freshman ... named an honorable mention ASWA Class 6A All-State selection as a freshman ... full name is Austin Jermaine Wiley ... son of former Auburn players, All-American & 1992 USA Olympic Vickie Orr and Aubrey Wiley, who led the SEC in rebounding in 1993-94 ... Vickie helped lead Auburn to two-straight NCAA Championship games in 1988 and 1989 and was inducted into the Alabama Sports Hall of Fame in 2013 ... studying in the College of Education ... signed national letter of intent on Nov. 9, 2016.

**WILEY'S MISCELLANEOUS STATS**

	2016-17	2017-18	2018-19	Career
Games with 10+ Pts	8	0	8	16
Games with 20+ Pts	1	0	0	1
Games 5+ 3s	0	0	0	0
Games with 5+ Reb	10	0	9	19
Games with 10+ Reb	1	0	2	3
Games with 5+ Ast	0	0	0	0
Games with 10+ Ast	0	0	0	0
Games with 5+ Blk	0	0	2	2
Games with 5+ Stl	0	0	0	0
Double-Doubles	1	0	1	2

**MEASURABLES AND BAM TESTING RESULTS**

Wingspan	7'5"
Reach	9'4"
Hand	11"
Vertical Jump	27.5"
Approach Vertical	32.5"
3/4 Court Sprint	3.337
Reaction Shuttle	3.036
Lane Agility Drill	12.663
185 lb Bench	16

**CAREER HIGHS**

Points	25 at TCU (1/28/17)
Rebounds	12 at Texas A&M (1/16/19)
Field Goals	11 at TCU (1/28/17)
Field Goals Att.	13 (2x) last vs. Saint Peter's (11/28/18)
3-Pt. Field Goals	-
3-Pt. Field Goals Att.	1 (2x) last vs. Murray State (12/22/18)
Free Throws	11 vs. Alabama (1/21/17)
Free Throws Att.	18 vs. Alabama (1/21/17)
Assists	1 (6x) last vs. Washington (11/9/18)
Steals	1 (8x) last at NC State (12/19/18)
Blocks	5 (2x) last vs. Dayton (12/8/18)
Minutes	26 (2x) last vs. Murray State (12/22/18)

**2018-19 WILEY GAME-BY-GAME**

Opp.	Start	Min.	FG-A	3FG-A	FT-A	O-D-T	PF	A	TO	BLK	STL	PTS
S. Alabama	-	dnp-										
Washington	13	2-4	0-0	1-2	0-1-1	3	1	2	0	0	5	
Miss. Col.	16	5-7	0-0	8-10	4-3-7	1	0	1	1	0	16	
Xavier	19	4-6	0-0	3-6	0-0-0	5	0	1	3	0	11	
Duke	19	7-11	0-0	3-7	4-5-9	3	0	1	0	1	17	
Arizona	13	2-2	0-0	1-2	0-2-2	3	0	1	1	0	5	
St. Peter's	18	7-13	0-1	2-4	4-5-9	3	0	1	3	1	16	
UNCA	18	5-7	0-0	4-5	1-3-4	1	0	2	5	0	14	
Dayton	20	4-7	0-0	0-2	3-4-7	2	0	4	5	0	8	
UAB	16	2-5	0-0	2-3	0-7-7	0	0	0	3	0	6	
NC State	20	5-6	0-0	3-4	1-5-6	2	0	4	2	1	13	
Murray St.	* 26	7-9	0-1	3-5	5-5-10	3	0	0	0	0	17	
North Fla.	* 13	6-11	0-0	1-2	4-3-7	3	0	1	2	1	13	
Ole Miss	* 22	0-5	0-1	6-8	3-4-7	4	0	1	2	0	6	
Georgia	* 14	3-6	0-0	3-5	3-1-4	3	0	3	0	0	9	
Texas A&M	* 14	2-6	0-0	0-0	3-9-12	4	0	1	1	0	4	
Kentucky	-	dnp-										
S. Carolina	-	dnp-										
Miss. St.	-	dnp-										
Missouri	-	dnp-										
Alabama	-	dnp-										
Florida	5	1-1	0-0	0-2	0-2-2	0	0	1	0	0	2	
LSU	3	0-0	0-0	0-0	0-0-0	3	0	1	1	0	0	
Ole Miss	8	0-1	0-0	1-2	1-0-1	0	0	0	0	0	1	
Vanderbilt	11	0-4	0-0	0-0	0-1-1	2	0	1	0	0	0	
Arkansas	13	1-1	0-0	2-6	2-2-4	4	0	0	1	1	4	
Kentucky												
Georgia												
Miss. St.												
Alabama												
Tennessee												

**WILEY'S CAREER STATISTICS**

Year	GP-GS	Min-Avg	FG-FGA	Pct	3FG-A	Pct	FT-FTA	Pct	Off-Def-Tot--Avg	PF-FO	Ast	TO	Blk	Stl	Pts	Avg
2016-17	23-22	415-18.0	73-125	.584	0-0	.000	56-114	.491	52-56-108--4.7	59-1	5	41	31	5	202	8.8
2018-19	20-5	301-15.1	63-112	.563	0-3	.000	43-75	.573	38-62-100--5.0	49-1	1	26	30	5	169	8.5
TOTAL	43-27	716-16.7	136-237	.574	0-3	.000	99-189	.524	90-118-208--4.8	108-2	6	67	61	10	371	8.6

## LAST TIME VS. KENTUCKY



Official Basketball Box Score -- Game Totals -- Final Statistics  
 Kentucky vs Auburn  
 01/19/19 3:00 pm at Auburn, Ala. (Auburn Arena)



Kentucky 82 • 14-3, 4-1 SEC

#	Player		Total		3-Ptr		Rebounds			PF	TP	A	TO	Blk	Stl	Min
			FG-FGA	FG-FGA	FT-FTA	Off	Def	Tot								
22	Travis, Reid	f	6-7	0-0	5-5	3	4	7	4	17	0	1	1	0	29	
25	Washington, PJ	f	4-8	1-2	4-7	3	4	7	4	13	2	3	1	0	32	
02	Hagans, Ashton	g	2-4	0-0	2-3	0	7	7	2	6	6	3	0	3	35	
03	Johnson, Keldon	g	7-11	2-5	4-7	2	1	3	1	20	0	1	0	0	28	
14	Herro, Tyler	g	6-12	3-6	5-5	0	3	3	2	20	4	3	0	1	34	
04	Richards, Nick		0-0	0-0	1-2	0	1	1	3	1	1	0	0	1	10	
05	Quickley, Immanuel		1-3	0-1	3-4	0	2	2	1	5	1	0	0	1	14	
13	Baker, Jemarl		0-1	0-1	0-0	0	1	1	1	0	0	1	0	0	8	
23	Montgomery, EJ		0-2	0-0	0-0	0	1	1	2	0	0	1	0	1	10	
Team						1	0	1								
Totals			26-48	6-15	24-33	9	24	33	20	82	14	13	2	7	200	

FG % 1st Half:	12-27	44.4%	2nd half:	14-21	66.7%	Game:	26-48	54.2%	Deadball
3FG % 1st Half:	3-9	33.3%	2nd half:	3-6	50.0%	Game:	6-15	40.0%	Rebounds
FT % 1st Half:	8-12	66.7%	2nd half:	16-21	76.2%	Game:	24-33	72.7%	3

Auburn 80 • 13-4, 2-2 SEC

#	Player		Total		3-Ptr		Rebounds			PF	TP	A	TO	Blk	Stl	Min
			FG-FGA	FG-FGA	FT-FTA	Off	Def	Tot								
05	OKEKE, Chuma	f	5-11	1-5	0-0	2	4	6	3	11	2	0	1	1	32	
24	MCLEMORE, Anfernee	f	0-3	0-2	2-4	0	1	1	5	2	0	0	1	0	17	
01	HARPER, Jared	g	5-13	2-6	5-7	0	0	0	2	17	6	3	0	1	34	
02	BROWN, Bryce	g	8-9	6-7	6-6	0	0	0	1	28	3	3	0	1	32	
10	DOUGHTY, Samir	g	1-4	1-3	2-2	0	1	1	1	5	3	0	0	0	24	
00	SPENCER, Horace		2-3	0-0	0-1	2	6	8	5	4	2	4	2	1	23	
03	PURIFOY, Danjel		1-4	1-3	0-0	0	0	0	2	3	0	0	0	0	8	
04	DUNBAR, Malik		4-7	2-4	0-0	2	5	7	4	10	0	0	0	1	22	
12	MCCORMICK, J'Von		0-2	0-0	0-0	1	0	1	2	0	1	1	0	0	8	
Team						0	2	2								
Totals			26-56	13-30	15-20	7	19	26	25	80	17	11	4	5	200	

FG % 1st Half:	9-27	33.3%	2nd half:	17-29	58.6%	Game:	26-56	46.4%	Deadball
3FG % 1st Half:	5-16	31.3%	2nd half:	8-14	57.1%	Game:	13-30	43.3%	Rebounds
FT % 1st Half:	4-7	57.1%	2nd half:	11-13	84.6%	Game:	15-20	75.0%	4

Officials: Don Daily, Michael Roberts, Lee Cassell

Technical fouls: Kentucky-Washington, PJ. Auburn-OKEKE, Chuma.

Attendance: 9121

Score by periods	1st	2nd	Total
Kentucky	35	47	82
Auburn	27	53	80



SEASON STATS



Auburn Basketball  
 Auburn Combined Team Statistics (as of Feb 20, 2019)  
 All games



Overall record: 18-8 Conf: 7-6 Home: 13-2 Away: 3-5 Neutral: 2-1

#	Player	gp-gs	min	avg	Total		3-Point		F-Throw		Rebounds				pf	dq	a	to	blk	stl	pts	avg
					fg-fga	fg%	3fg-fga	3fg%	ft-fga	ft%	off	def	tot	avg								
02	BROWN, Bryce	26-26	814	31.3	136-311	.437	90-218	.413	62-75	.827	14	41	55	2.1	43	0	47	52	2	27	424	16.3
01	HARPER, Jared	26-26	865	33.3	119-296	.402	68-173	.393	89-108	.824	10	64	74	2.8	39	0	160	64	0	26	395	15.2
05	OKEKE, Chuma	26-26	757	29.1	108-217	.498	34-94	.362	41-60	.683	71	104	175	6.7	49	1	54	45	32	44	291	11.2
50	WILEY, Austin	20-5	301	15.1	63-112	.563	0-3	.000	43-75	.573	38	62	100	5.0	49	1	1	26	30	5	169	8.5
04	DUNBAR, Malik	26-1	472	18.2	71-150	.473	32-83	.386	22-34	.647	21	70	91	3.5	54	1	17	26	12	26	196	7.5
10	DOUGHTY, Samir	26-25	632	24.3	68-145	.469	30-70	.429	29-33	.879	31	61	92	3.5	67	1	46	41	2	38	195	7.5
24	MCLEMORE, Anfernee	26-21	487	18.7	70-152	.461	20-68	.294	22-38	.579	35	78	113	4.3	80	4	7	24	35	19	182	7.0
00	SPENCER, Horace	26-0	389	15.0	46-101	.455	2-15	.133	22-43	.512	57	64	121	4.7	67	4	14	28	18	20	116	4.5
03	PURIFOY, Danjel	14-0	141	10.1	16-43	.372	7-22	.318	6-9	.667	7	15	22	1.6	11	0	9	6	0	9	45	3.2
12	MCCORMICK, J'Von	25-0	275	11.0	30-58	.517	6-10	.600	14-26	.538	12	14	26	1.0	24	0	37	22	2	20	80	3.2
20	PARKER, Myles	12-0	25	2.1	3-13	.231	0-4	.000	2-4	.500	0	1	1	0.1	5	0	0	3	0	1	8	0.7
14	COOK, Preston	8-0	10	1.3	2-5	.400	0-1	.000	0-0	.000	3	1	4	0.5	1	0	1	0	0	1	4	0.5
22	MACOY, Will	11-0	22	2.0	1-5	.200	0-3	.000	3-5	.600	0	1	1	0.1	0	0	1	1	2	2	5	0.5
21	WILLIAMS, Devontae	7-0	10	1.4	1-2	.500	1-2	.500	0-0	.000	0	0	0	0.0	1	0	0	1	0	0	3	0.4
41	BLACKSTOCK, Cole	10-0	20	2.0	0-2	.000	0-0	.000	4-6	.667	2	3	5	0.5	6	0	1	0	2	0	4	0.4
33	MAASDORP, Chase	10-0	18	1.8	1-6	.167	1-2	.500	1-4	.250	1	0	1	0.1	3	0	0	3	0	1	4	0.4
54	COLLIER, Thomas	8-0	11	1.4	0-2	.000	0-0	.000	0-0	.000	1	0	1	0.1	1	0	0	1	0	0	0	0.0
Team											39	40	79		3		4					
Total.....		26	5249		735-1620	.454	291-768	.379	360-520	.692	342	619	961	37.0	503	12	395	347	137	239	2121	81.6
Opponents.....		26	5248		586-1407	.416	208-617	.337	373-533	.700	286	620	906	34.8	475	-	306	473	91	163	1753	67.4

TEAM STATISTICS

	AU	OPP	Date	Opponent	Score	Att.
SCORING	2121	1753	11/06/18	SOUTH ALABAMA	w 101-58	7754
Points per game	81.6	67.4	11/09/18	WASHINGTON	w 88-66	9121
Scoring margin	+14.2	-	11/14/18	MISSISSIPPI COLLEGE	w 103-52	6959
FIELD GOALS-ATT	735-1620	586-1407	11/19/18	vs Xavier	Wot 88-79	2400
Field goal pct	.454	.416	11/20/18	vs Duke	L 72-78	2400
3 POINT FG-ATT	291-768	208-617	11/21/18	vs Arizona	w 73-57	2400
3-point FG pct	.379	.337	11/28/18	SAINT PETER'S	w 99-49	7162
3-pt FG made per game	11.2	8.0	12/04/18	UNC ASHEVILLE	w 67-41	7121
FREE THROWS-ATT	360-520	373-533	12/08/18	DAYTON	w 82-72	8365
Free throw pct	.692	.700	12/15/18	at UAB	Wot 75-71	15856
F-Throws made per game	13.8	14.3	12/19/18	at NC State	L 71-78	17793
REBOUNDS	961	906	12/22/18	MURRAY STATE	w 93-88	8356
Rebounds per game	37.0	34.8	12/29/18	NORTH FLORIDA	w 95-49	8450
Rebounding margin	+2.1	-	* 01/09/19	at Ole Miss	L 67-82	8241
ASSISTS	395	306	* 01/12/19	GEORGIA	w 93-78	9121
Assists per game	15.2	11.8	* 01/16/19	at Texas A&M	w 85-66	8730
TURNOVERS	347	473	* 01/19/19	KENTUCKY	L 80-82	9121
Turnovers per game	13.3	18.2	* 01/22/19	at South Carolina	L 77-80	13857
Turnover margin	+4.8	-	* 01/26/19	at Mississippi State	L 84-92	10063
Assist/turnover ratio	1.1	0.6	* 01/30/19	MISSOURI	w 92-58	7213
STEALS	239	163	* 02/02/19	ALABAMA	w 84-63	9121
Steals per game	9.2	6.3	* 02/05/19	FLORIDA	w 76-62	7714
BLOCKS	137	91	* 02/09/19	at LSU	L 78-83	12004
Blocks per game	5.3	3.5	* 02/13/19	OLE MISS	L 55-60	7337
ATTENDANCE	120408	105031	* 02/16/19	at Vanderbilt	w 64-53	11287
Home games-Avg/Game	15-8027	8-12229	* 02/20/19	ARKANSAS	w 79-56	7493
Neutral site-Avg/Game	-	3-2400				

\* - Conference game

Score by Periods	1st	2nd	OT	Totals
Auburn	1005	1093	23	2121
Opponents	807	936	10	1753

SEC STATS



Auburn Basketball  
 Auburn Combined Team Statistics (as of Feb 20, 2019)  
 Conference games only



Overall record: 7-6 Conf: 7-6 Home: 5-2 Away: 2-4 Neutral: 0-0

#	Player	gp-gs	min	avg	Total		3-Point		F-Throw		Rebounds				pf	dq	a	to	blk	stl	pts	avg
					fg-fga	fg%	3fg-fga	3fg%	ft-fa	ft%	off	def	tot	avg								
02	BROWN, Bryce	13-13	411	31.6	72-158	.456	49-104	.471	32-36	.889	7	17	24	1.8	20	0	16	28	0	13	225	17.3
01	HARPER, Jared	13-13	434	33.4	59-142	.415	33-88	.375	50-63	.794	5	27	32	2.5	22	0	71	35	0	14	201	15.5
05	OKEKE, Chuma	13-13	387	29.8	54-114	.474	18-48	.375	26-38	.684	34	58	92	7.1	19	0	23	21	14	18	152	11.7
24	MCLEMORE, Anfernee	13-10	242	18.6	38-79	.481	13-38	.342	8-13	.615	11	43	54	4.2	50	3	5	12	13	3	97	7.5
04	DUNBAR, Malik	13-1	236	18.2	29-60	.483	14-33	.424	13-20	.650	10	32	42	3.2	33	0	7	14	8	12	85	6.5
10	DOUGHTY, Samir	13-12	332	25.5	28-67	.418	17-39	.436	10-13	.769	7	31	38	2.9	37	0	18	19	2	19	83	6.4
00	SPENCER, Horace	13-0	206	15.8	24-51	.471	1-4	.250	12-22	.545	23	37	60	4.6	41	4	8	17	12	12	61	4.7
03	PURIFOY, Danjel	10-0	114	11.4	14-36	.389	7-19	.368	6-8	.750	5	13	18	1.8	10	0	8	4	0	7	41	4.1
50	WILEY, Austin	8-3	90	11.3	7-24	.292	0-1	.000	12-23	.522	12	19	31	3.9	20	0	0	8	5	1	26	3.3
12	MCCORMICK, J'Von	13-0	129	9.9	12-27	.444	2-3	.667	10-16	.625	6	9	15	1.2	10	0	17	10	2	5	36	2.8
21	WILLIAMS, Devontae	2-0	1	0.5	1-1	1.000	1-1	1.000	0-0	.000	0	0	0	0.0	0	0	0	0	0	0	3	1.5
20	PARKER, Myles	6-0	5	0.8	1-3	.333	0-0	.000	1-1	1.000	0	1	1	0.2	0	0	0	0	0	0	3	0.5
41	BLACKSTOCK, Cole	4-0	2	0.5	0-0	.000	0-0	.000	1-2	.500	1	0	1	0.3	2	0	1	0	0	0	1	0.3
33	MAASDORP, Chase	4-0	2	0.5	0-1	.000	0-0	.000	0-0	.000	0	0	0	0.0	1	0	0	1	0	0	0	0.0
14	COOK, Preston	2-0	2	1.0	0-1	.000	0-0	.000	0-0	.000	1	0	1	0.5	0	0	0	0	0	0	0	0.0
22	MACOY, Will	5-0	6	1.2	0-0	.000	0-0	.000	0-0	.000	0	1	1	0.2	0	0	1	1	0	0	0	0.0
54	COLLIER, Thomas	2-0	1	0.5	0-0	.000	0-0	.000	0-0	.000	0	0	0	0.0	0	0	0	0	0	0	0	0.0
Team											20	22	42		2		2					
Total.....		13	2600		339-764	.444	155-378	.410	181-255	.710	142	310	452	34.8	267	7	175	172	56	104	1014	78.0
Opponents.....		13	2600		300-711	.422	100-308	.325	215-305	.705	147	321	468	36.0	235	-	159	202	48	89	915	70.4

TEAM STATISTICS	AU	OPP	Date	Opponent	Score	Att.
SCORING	1014	915	* 01/09/19	at Ole Miss	L 67-82	8241
Points per game	78.0	70.4	* 01/12/19	GEORGIA	W 93-78	9121
Scoring margin	+7.6	-	* 01/16/19	at Texas A&M	W 85-66	8730
FIELD GOALS-ATT	339-764	300-711	* 01/19/19	KENTUCKY	L 80-82	9121
Field goal pct	.444	.422	* 01/22/19	at South Carolina	L 77-80	13857
3 POINT FG-ATT	155-378	100-308	* 01/26/19	at Mississippi State	L 84-92	10063
3-point FG pct	.410	.325	* 01/30/19	MISSOURI	W 92-58	7213
3-pt FG made per game	11.9	7.7	* 02/02/19	ALABAMA	W 84-63	9121
FREE THROWS-ATT	181-255	215-305	* 02/05/19	FLORIDA	W 76-62	7714
Free throw pct	.710	.705	* 02/09/19	at LSU	L 78-83	12004
F-Throws made per game	13.9	16.5	* 02/13/19	OLE MISS	L 55-60	7337
REBOUNDS	452	468	* 02/16/19	at Vanderbilt	W 64-53	11287
Rebounds per game	34.8	36.0	* 02/20/19	ARKANSAS	W 79-56	7493
Rebounding margin	-1.2	-				
ASSISTS	175	159				
Assists per game	13.5	12.2				
TURNOVERS	172	202				
Turnovers per game	13.2	15.5				
Turnover margin	+2.3	-				
Assist/turnover ratio	1.0	0.8				
STEALS	104	89				
Steals per game	8.0	6.8				
BLOCKS	56	48				
Blocks per game	4.3	3.7				
ATTENDANCE	57120	64182				
Home games-Avg/Game	7-8160	6-10697				
Neutral site-Avg/Game	-	0-0				

\* - Conference game

Score by Periods	1st	2nd	Totals
Auburn	490	524	1014
Opponents	431	484	915

LAST 5 GAMES



Auburn Basketball  
 Auburn Combined Team Statistics (as of Feb 20, 2019)  
 Last 5 Games



Overall record: 3-2 Conf: 3-2 Home: 2-1 Away: 1-1 Neutral: 0-0

#	Player	gp-gs	min	avg	Total		3-Point		F-Throw		Rebounds				pf	dq	a	to	blk	stl	pts	avg		
					fg-fga	fg%	3fg-fga	3fg%	ft-fta	ft%	off	def	tot	avg										
05	OKEKE, Chuma	5-5	146	29.2	22-44	.500	9-21	.429	17-25	.680	12	31	43	8.6	5	0	8	9	7	9	70	14.0		
01	HARPER, Jared	5-5	161	32.2	17-43	.395	13-32	.406	22-26	.846	1	15	16	3.2	8	0	25	15	0	6	69	13.8		
02	BROWN, Bryce	5-5	154	30.8	22-55	.400	14-34	.412	7-9	.778	3	3	6	1.2	10	0	3	8	0	4	65	13.0		
04	DUNBAR, Malik	5-1	106	21.2	12-27	.444	6-16	.375	5-8	.625	5	11	16	3.2	12	0	5	7	4	2	35	7.0		
24	MCLEMORE, Anfernee	5-5	80	16.0	12-26	.462	6-16	.375	3-4	.750	4	14	18	3.6	20	0	2	3	3	1	33	6.6		
10	DOUGHTY, Samir	5-4	130	26.0	8-19	.421	5-11	.455	4-7	.571	4	11	15	3.0	15	0	6	10	0	8	25	5.0		
00	SPENCER, Horace	5-0	78	15.6	8-16	.500	0-1	.000	4-8	.500	6	13	19	3.8	11	0	3	7	3	5	20	4.0		
03	PURIFOY, Danjel	5-0	56	11.2	6-17	.353	2-9	.222	3-4	.750	1	7	8	1.6	1	0	3	2	0	3	17	3.4		
12	MCCORMICK, J'Von	5-0	44	8.8	2-4	.500	1-1	1.000	6-11	.545	1	3	4	0.8	5	0	4	4	1	3	11	2.2		
50	WILEY, Austin	5-0	40	8.0	2-7	.286	0-0	.000	3-10	.300	3	5	8	1.6	9	0	0	3	2	1	7	1.4		
14	COOK, Preston	1-0	1	1.0	0-1	.000	0-0	.000	0-0	.000	1	0	1	1.0	0	0	0	0	0	0	0	0.0		
54	COLLIER, Thomas	1-0	0	0.0	0-0	.000	0-0	.000	0-0	.000	0	0	0	0.0	0	0	0	0	0	0	0	0.0		
41	BLACKSTOCK, Cole	2-0	1	0.5	0-0	.000	0-0	.000	0-0	.000	0	0	0	0.0	1	0	0	0	0	0	0	0.0		
33	MAASDORP, Chase	2-0	1	0.5	0-0	.000	0-0	.000	0-0	.000	0	0	0	0.0	0	0	0	1	0	0	0	0.0		
22	MACOY, Will	2-0	1	0.5	0-0	.000	0-0	.000	0-0	.000	0	0	0	0.0	0	0	0	1	0	0	0	0.0		
20	PARKER, Myles	2-0	1	0.5	0-1	.000	0-0	.000	0-0	.000	0	0	0	0.0	0	0	0	0	0	0	0	0.0		
Team											5	8	13											
Total.....		5	1000		111-260	.427	56-141	.397	74-112	.661	46	121	167	33.4	97	0	59	70	20	42	352	70.4		
Opponents.....		5	1000		105-280	.375	35-130	.269	69-96	.719	64	124	188	37.6	88	-	53	76	12	34	314	62.8		

TEAM STATISTICS

	AU	OPP
SCORING	352	314
Points per game	70.4	62.8
Scoring margin	+7.6	-
FIELD GOALS-ATT	111-260	105-280
Field goal pct	.427	.375
3 POINT FG-ATT	56-141	35-130
3-point FG pct	.397	.269
3-pt FG made per game	11.2	7.0
FREE THROWS-ATT	74-112	69-96
Free throw pct	.661	.719
F-Throws made per game	14.8	13.8
REBOUNDS	167	188
Rebounds per game	33.4	37.6
Rebounding margin	-4.2	-
ASSISTS	59	53
Assists per game	11.8	10.6
TURNOVERS	70	76
Turnovers per game	14.0	15.2
Turnover margin	+1.2	-
Assist/turnover ratio	0.8	0.7
STEALS	42	34
Steals per game	8.4	6.8
BLOCKS	20	12
Blocks per game	4.0	2.4
ATTENDANCE	22544	23291
Home games-Avg/Game	3-7515	2-11646
Neutral site-Avg/Game	-	0-0

Date	Opponent	Score	Att.
* 02/05/19	FLORIDA	w 76-62	7714
* 02/09/19	at LSU	L 78-83	12004
* 02/13/19	OLE MISS	L 55-60	7337
* 02/16/19	at Vanderbilt	w 64-53	11287
* 02/20/19	ARKANSAS	w 79-56	7493

\* - Conference game

Score by Periods	1st	2nd	Totals
Auburn	173	179	352
Opponents	141	173	314