



2018-19 AUBURN WOMEN'S BASKETBALL

AUBURN ATHLETICS COMMUNICATIONS: 392 SOUTH DONAHUE DRIVE || AUBURN, AL 36830 || AUBURNTIGERS.COM || @AUBURNWBB

2018-19 SCHEDULE/RESULTS

16-5, 4-4 SEC

DATE	OPPONENT	TIME/TV/RESULT
Nov. 6	GRAMBLING STATE	W 97-48
Nov. 9	1-NICHOLLS STATE	W 80-59
Nov. 11	1-at New Mexico	W 79-76
Nov. 13	1-at Iowa State	L 64-67
Nov. 25	LOUISIANA-LAFAYETTE	W 71-59
Nov. 28	at Xavier (La.)	W 77-58
Dec. 2	2-OKLAHOMA	W 95-79
Dec. 6	at St. Joseph's	W 81-70
Dec. 16	SAMFORD	W 73-46
Dec. 18	3-vs. Coastal Carolina	W 84-78
Dec. 20	3-vs. North Carolina	W (OT) 86-81
Dec. 22	at Elon	W 96-44
Dec. 29	ALABAMA STATE	W 83-50
Jan. 3	*#10 TENNESSEE	L 69-78
Jan. 6	*at Florida	W 64-56
Jan. 10	*at Alabama	W 66-56
Jan. 14	*#7 MISSISSIPPI STATE	L 59-85
Jan. 17	*at Vanderbilt	W 72-70
Jan. 24	*#24 TEXAS A&M	L 67-69
Jan. 27	*at #25 Missouri	L 65-74
Jan. 31	*at Ole Miss	W 64-51
Feb. 3	*GEORGIA	SECN 2 pm
Feb. 7	*KENTUCKY	+ 6 pm
Feb. 10	*at Arkansas	SECN 1 pm
Feb. 14	*at Tennessee	+ 6 pm
Feb. 17	*ALABAMA	SECN 3 pm
Feb. 24	*MISSOURI	+ 2 pm
Feb. 28	*SOUTH CAROLINA	+ 6 pm
Mar. 3	*at LSU	+ 2 pm
Mar. 6-10	SEC Tournament	Greenville
Mar. 22-25	NCAA First Round	TBD
M29-A1	NCAA Regionals	TBD
Apr. 5-7	Women's Final Four	Tampa

All times Central. Home Games in **BOLD CAPS**.
 1 - Preseason WNIT (Campus sites)
 2 - SEC/Big 12 Challenge
 3 - Carolinas Challenge (Myrtle Beach, S.C.)
 + = SEC Network+ / ESPN3.com

AUBURN ATHLETICS COMMUNICATIONS

KIRK SAMPSON Associate AD
 kirk@auburn.edu
 WES TODD Assistant Director/WBB Contact
 wlt0006@auburn.edu
 C: 334-750-5682

Web.....AuburnTigers.com
 Twitter.....@AuburnWBB
 Facebook...../AuburnWBB
 Instagram.....@AuburnWBB
 Office Phone.....(334) 844-9800



GAME 22

Georgia (13-8, 4-4 SEC)

Sunday, Feb. 3, 2019 • 2 p.m. CT



Site Auburn, Ala.
 Venue Auburn Arena (9,121)
 TV SEC Network (Courtney Lyle, Tamika Catchings)
 Radio WTGZ 93.9 FM (Andy Burcham, Larry DiChiara, Brit Bowen)
 Audio Webcast AuburnTigers.com
 Live Stats..... auburn.statbroadcast.com
 Twitter.....@AuburnWBB
 Series Record..... Georgia leads 30-18
 at Auburn Series tied 10-10
 Last Meeting Georgia 60, Auburn 48 (Jan. 21, 2018, at Athens)

GAMEDAY BREAKDOWN


AUBURN TIGERS

Rankings.....AP: NR | Coaches: NR
 2018-19 Record 16-5
 SEC 4-4
 Home 6-3
 Away 8-2
 Neutral 2-0
 Streak..... W1
 Head Coach..... Terri Williams-Flournoy
 Record at AU (Yrs.)..... 118-96 (7th)
 Overall Record (Yrs.)..... 261-200 (15th)
 Record vs. Georgia..... 3-6

GEORGIA LADY BULLDOGS

Rankings.....AP: NR | Coaches: NR
 2018-19 Record 13-8
 SEC 4-4
 Home 10-2
 Away 2-5
 Neutral 1-1
 Streak..... W1
 Head Coach..... Joni Taylor
 Record at UGA (Yrs.) 76-40 (4th)
 Overall Record (Yrs.)..... Same
 Record vs. Auburn 4-0

AUBURN PROJECTED STARTERS



DAISA ALEXANDER
 G • JR • 5-7
 Decatur, Ga.

PPG: 12.6
 RPG: 3.3
 APG: 1.9




UNIQUE THOMPSON
 F • SO • 6-3
 Theodore, Ala.

PPG: 12.5
 RPG: 10.5
 APG: 1.1



CRYSTAL PRIMM
 G • R-JR • 5-11
 West Palm Beach, Fla.

PPG: 11.5
 RPG: 4.0
 APG: 1.5



ERIN HOWARD
 G/F • FR • 6-1
 Madison, Wis.

PPG: 3.2
 RPG: 2.6
 APG: 1.2



JANIAH MCKAY
 G • SR • 5-6
 Gainesville, Fla.

PPG: 14.2
 RPG: 2.6
 APG: 4.4

OFF THE BENCH

No.	Pos.	Name	Ht.	Year	PPG	RPG	Hometown
1	G	Robyn Benton	5-9	Fr.	6.5	1.4	Conyers, Ga.
2	G	Brooke Moore	5-7	Fr.	6.8	1.1	McDonough, Ga.
3	G	Erica Sanders	5-10	Sr.	1.7	1.9	San Antonio, Texas
4	F	Abigayle Jackson	6-3	So.	2.1	1.6	Little Rock, Ark.
5	G	Emari Jones*	6-2	Sr.	9.8	4.5	Chicago, Ill.
10	F	Kiyae' White	6-2	R-Fr.	1.6	1.6	Macungie, Pa.
35	F	Natalie Kelly	6-3	Fr.	0.5	0.8	Albany, La.

*injured/out for season

Head Coach: Terri Williams-Flournoy
Assistants: Ty Evans, Adrian Walters, Clarisse Garcia

#WarEagle
#TeamOfExcellence



AuburnTigers.com



@AuburnWBB | @AuburnTigers
@AUCoachFlo



/AuburnWBB
/AuburnTigers

TEAM SCHEDULE AND MEDIA AVAILABILITY >> FEBRUARY 3-9 (times Central unless noted otherwise)

SUNDAY February 3	MONDAY February 4	TUESDAY February 5	WEDNESDAY February 6	THURSDAY February 7	FRIDAY February 8	SATURDAY February 9
GAME 2:00 Auburn vs. Georgia	OFF DAY	PRACTICE 6-7:30 a.m. Auburn Arena	PRACTICE 3:30-6 p.m. Auburn Arena	GAME 6:00 Auburn vs. Kentucky	PRACTICE 2:30-5 p.m. Auburn Arena	PRACTICE 10 a.m.-Noon Auburn Arena
Interviews Postgame	COACH FLO SHOW 6 p.m. Victory Grille		Media Availability TBD	Interviews Postgame		TRAVEL to Fayetteville, Ark.

AUBURN ATHLETICS COMMUNICATIONS

QUICK FACTS

AUBURNTIGERS.COM

For updated game notes, statistics and all the latest information on Auburn basketball and gameday activities, go to AuburnTigers.com.

INTERVIEW POLICIES

- Coach Williams-Flournoy, assistant coaches and selected athletes are available for phone and personal interviews by contacting Wes Todd in the athletic communications office.
- Following home games, interviews with Coach Flo and selected players will be conducted in the media room following a 10-minute cooling-off period. Visiting coaches and players, if requested, will be available first.
- Interviews following road contests will be conducted in accordance with the home team's media policies.
- Practices are generally closed to the public, but media may cover practice with advance notice.**

CREDENTIALS

Anyone wishing to cover Auburn women's basketball should contact Wes Todd in the communications office at least one day in advance in order to make the proper arrangements. Game credentials will be held at media will call, located inside the scholarship entrance at Auburn Arena. Parking passes are not needed, except for men's/ women's doubleheaders.

GAME DAY SERVICES

Notes for both teams and flip cards will be provided prior to the game. Stats will be distributed at halftime and after the game. Wireless internet is available in the Arena.

VIDEO SERVICES

FTP feeds of selected Auburn basketball highlights are available for the media. A number of studio and satellite services may be arranged for electronic media by calling War Eagle Productions at 334-750-4345.

PHOTO SERVICES

For photos of Auburn women's basketball or anything pertaining to Auburn Athletics, contact Wade Rackley at 334-750-6907 or via email at wwr0004@auburn.edu.

COMMUNICATIONS STAFF

- Wes Todd Women's Basketball contact
cell: 334-750-5682
email: wlt0006@auburn.edu
- Grant Keith Student assistant/WBB
email: gak0005@auburn.edu
- Kirk Sampson Associate AD
cell: 334-750-1385
email: sampska@auburn.edu

GENERAL INFORMATION

Location..... Auburn, Ala.
Founded1856
Enrollment.....29,776
Nickname Tigers
Colors..... Burnt Orange and Navy Blue
Facility (Capacity) Auburn Arena (9,121)
President Dr. Steven Leath
Director of Athletics Allen Greene
Sr. Assoc. AD/SWA..... Monique Holland

WOMEN'S BASKETBALL HISTORY

First Year of Women's Basketball1971
All-Time Record (Years).....929-474 (48th)
All-Time SEC Record (since 1981)231-233
All-Time Home Record430-116
at Auburn Arena (since 2010).....83-45
NCAA Tournament Appearances..... 20
Last NCAA App./Result..... 2017 - First Round
SEC Regular-Season Championships 5
..... 1981, 1987, 1988, 1989, 2009
SEC Tournament Championships..... 4
..... 1981, 1987, 1990, 1997

COACHING & SUPPORT STAFF

Head Coach..... Terri Williams-Flournoy
Alma Mater, Year Penn State, 1991
Overall Record 261-200 (.566) / 15th year
Auburn Record 118-96 (.551) / 7th year
Associate Head Coach (Year at Auburn) Ty Evans (7th)
Alma Mater, Year Wisconsin-Whitewater (1995)
Assistant Coach (Year at Auburn)Adrian Walters (7th)
Alma Mater, Year St. Francis (Pa.) (1987)
Assistant Coach (Year at Auburn)Clarisse Garcia (3rd)
Alma Mater, Year Villanova (2007)
Strength & Conditioning CoachClaus Souza
Director of Basketball Operations Bianca Webb
Director of Basketball Services Justin Peak
Athletic Trainer..... Catherine Gordon
Grad. Student Mgrs Anthony Evans, Rebecca Walthall

GAMEDAY EXPERIENCE: AUBURN ARENA

>> Auburn Arena is in its ninth season as home of Auburn Basketball. The Tigers are 83-45 since moving to the Arena in 2010-11. The facility seats 9,121 for basketball and also hosts Auburn volleyball and gymnastics.



TEAM INFORMATION

2017-18 Record14-15
2017-18 SEC Record 5-11
SEC Finish..... 10th
Starters Returning/Lost4/1
Letterwinners Returning/Lost 6/6
Squad Members Returning..... 2
Newcomers 4

AUBURN TIGERS SPEED CHART

Overall: 16-5 SEC: 4-4

Head Coach: Terri Williams-Flournoy (7th Season)

Daisa Alexander - DAY-zha
Emari Jones - e-MAR-ee
Janiah McKay - jah-NYE-uh

Kiyae' White - kye-YAY
Terri Williams-Flournoy - Fluh-NOY

			Pts	Reb	Stl	Ast	Blk	
0	DAISA ALEXANDER G • 5-8 • Jr. • Decatur, Ga. • Southwest DeKalb HS	Season High	22	8	5	8	1	<ul style="list-style-type: none"> • 2018 SEC All-Defensive Team • Back-to-back 22-point games at UF, Alabama • GW jumper/FT w/ :17 left at New Mexico (11/11) • Led SEC in steals in '18 (2.8/game) • Career-high 25 pts at Indiana (12/3/17)
		Career High	25	8	7	8	2	
		PPG	RPG	APG	FG	3FG	FT	
		18-19	12.6	3.3	1.9	.413	.366	
1	ROBYN BENTON G • 5-9 • Fr. • Conyers, Ga. • Greater Atlanta Christian	Season High	16	5	3	3	1	<ul style="list-style-type: none"> • SEC Freshman of the Week (1/22) • GW jumper/FT w/ :8.6 left at Vandy (1/17) • 15 pts; 5-5 on 3-pt FG at Elon (12/22) • 16 pts in Auburn debut vs. Grambling (11/6) • Sister of fmr. UT football player Inky Johnson
		Career High	16	5	3	3	1	
		PPG	RPG	APG	FG	3FG	FT	
		18-19	6.5	1.4	0.7	.402	.415	
2	BROOKE MOORE G • 5-7 • Fr. • McDonough, Ga. • Henry County HS	Season High	23	4	1	3	1	<ul style="list-style-type: none"> • SEC Freshman of the Week (12/31) • Career-high 23 points; 5 3FG vs Ala. St. (12/29) • Made four 3-pointers vs. Elon, Miss. State • Missed first five games with injury • No. 42 national overall prospect; No. 11 guard
		Career High	23	4	1	3	1	
		PPG	RPG	APG	FG	3FG	FT	
		18-19	6.8	1.1	0.6	.330	.333	
3	ERICA SANDERS G • 5-10 • Sr. • San Antonio, Texas • Johnson HS	Season High	6	6	3	3	1	<ul style="list-style-type: none"> • 1st career 3-pt FG to beat 3Q buzzer at Vandy • 6 rebs, 3 stls vs. Alabama St. (12/29) • Made 1st app. of 18-19 vs. N. Carolina (12/20) • Missed 1st 9 games of 18-19 w/ knee injury • Career-high 6 steals vs. LA Tech (11/19/17)
		Career High	9	7	6	5	1	
		PPG	RPG	APG	FG	3FG	FT	
		18-19	1.7	1.9	0.9	.500	1.000	
4	ABIGAYLE JACKSON F • 6-3 • So. • Little Rock, Ark. • Little Rock Central HS	Season High	6	6	1	1	3	<ul style="list-style-type: none"> • 6 pts, 6 reb off bench vs. Nicholls • Played 28 games in '18, started 12 • Led AU with 22 blocks in '18 • 2.0 ppg, 1.7 rpg as a freshman • #1 HS player in Arkansas in class of '17
		Career High	13	7	3	1	3	
		PPG	RPG	APG	FG	3FG	FT	
		18-19	2.1	1.6	0.2	.529	.333	
5	EMARI JONES G • 6-0 • Sr. • Chicago, Ill. • Shawnee CC	Season High	15	10	2	3	1	<ul style="list-style-type: none"> • Out for season (knee); injured vs. Alabama St. • AU's leading 3-point shooter; 26 made in 18-19 • NJCAA All-American, national leading scorer at Shawnee CC in '16 (742 pts.)
		Career High	18	10	3	3	2	
		PPG	RPG	APG	FG	3FG	FT	
		18-19	9.8	4.5	1.5	.390	.351	
10	KIYAE' WHITE F • 6-2 • R-Fr. • Macungie, Pa. • Emmaus HS	Season High	5	4	1	2	1	<ul style="list-style-type: none"> • 4 pts, 4 rebs, key steal/score at St. Joseph's • Redshirted '17-18 while rehabbing knee injury • #20 forward, 3-star by ESPN HoopGurlz • Leading rebounder at Emmaus HS
		Career High	5	4	1	2	1	
		PPG	RPG	APG	FG	3FG	FT	
		18-19	1.6	1.6	0.4	.414	-	
20	UNIQUE THOMPSON F • 6-3 • So. • Theodore, Ala. • Faith Academy	Season High	21	19	4	4	3	<ul style="list-style-type: none"> • Preseason All-SEC Second Team • 21 pts, 18 rebs vs. North Carolina (12/20) • 19 pts, career-hi 19 rebs at new Mexico • 7 double-doubles in 2018-19; 14 career • Career-high 29 pts at ULL (12/8/17)
		Career High	29	19	4	4	6	
		PPG	RPG	APG	FG	3FG	FT	
		18-19	12.5	10.5	1.1	.585	-	
23	CRYSTAL PRIMM G • 5-11 • R-Jr. • West Palm Beach, Fla. • Duke	Season High	18	7	7	4	1	<ul style="list-style-type: none"> • Career-high 18 points vs. UNC (12/20) • 15 pts, 4 rebs in Auburn debut vs. Grambling • Career-high 7 steals vs. Miss. State (1/14) • Redshirted '17-18 after transfer from Duke • Played 33 gms as soph at Duke in '16-17
		Career High	18	7	7	4	1	
		PPG	RPG	APG	FG	3FG	FT	
		18-19	11.5	4.0	1.5	.521	.000	
24	ERIN HOWARD F/G • 6-1 • Fr. • Madison, Wis. • Madison East HS	Season High	11	7	3	5	2	<ul style="list-style-type: none"> • 1st start vs. Tenn.; career-high 11 points (1/3) • Career-hi 7 rebs, 2 blocks at Elon (12/22) • Had 5 assists, 3 steals at Alabama (1/10) • Ranked No. 21 forward nationally out of HS • 1st AU player from state of Wisconsin
		Career High	11	7	3	5	2	
		PPG	RPG	APG	FG	3FG	FT	
		18-19	3.2	2.6	1.2	.289	.214	
33	JANIAH MCKAY G • 5-6 • Sr. • Gainesville, Fla. • Gainesville HS	Season High	23	6	4	10	2	<ul style="list-style-type: none"> • SEC Player of the Week (12/23) • Season-high 23 points at Missouri (1/27) • 16 pts, 6 reb, 6 ast, 3 stl at Florida (1/6) • 20+ points in five games this year • 2nd career dbl-dbl (16p/10a) vs. Grambling
		Career High	29	8	6	13	2	
		PPG	RPG	APG	FG	3FG	FT	
		18-19	14.2	2.6	4.4	.420	.283	
35	NATALIE KELLY F • 6-3 • Fr. • Albany, La. • Albany HS	Season High	2	3	1	-	1	<ul style="list-style-type: none"> • Ranked as No. 38 post player nationally • Avg. 17.1 pts, 12.1 reb, 3.3 stls as HS junior • 2x all-metro selection (Baton Rouge)
		Career High	2	3	1	-	1	
		PPG	RPG	APG	FG	3FG	FT	
		18-19	0.5	0.8	0.0	.250	-	

Series History

Auburn vs. Georgia 18-30 (.375)

In Auburn: 10-10
 --At Auburn Arena: 1-3
 In Athens: 5-18
 Neutral Sites: 3-2
 Trend: Georgia has won the last 4 meetings

Feb. 7, 1975	L	76-93	Athens, Ga.
Feb. 16, 1980	L	71-79	Athens, Ga.
Feb. 21, 1981	W	74-58	Auburn
Feb. 26, 1982	L	65-66	Lexington, Ky.*
Feb. 14, 1983	W	58-54	Auburn
Feb. 15, 1984	L	68-84	Athens, Ga.
Mar. 3, 1984	L	72-102	Athens, Ga.*
Mar. 3, 1985	W	80-65	Oxford, Miss.*
Jan. 18, 1986	L	61-95	Auburn
Feb. 8, 1987	L	71-72	Athens, Ga.
Mar. 7, 1987	W	83-57	Albany, Ga.*
Feb. 10, 1988	W	89-70	Auburn
Mar. 24, 1988	W	68-65	Athens, Ga.@
Feb. 25, 1989	W	86-76	Athens, Ga.
Feb. 10, 1990	W	85-64	Auburn
Feb. 23, 1991	L	66-70	Athens, Ga.
Feb. 8, 1992	W	84-56	Auburn
Feb. 7, 1993	W	82-56	Athens, Ga.
Feb. 20, 1994	L	54-58	Auburn
Feb. 19, 1995	L	56-78	Athens, Ga.
Jan. 12, 1996	L	71-79	Auburn
Jan. 11, 1997	L	55-82	Athens, Ga.
Mar. 1, 1997	W	75-47	Chattanooga, Tenn.*
Jan. 17, 1998	L	70-73	Auburn
Jan. 17, 1999	L	78-96	Athens, Ga.
Jan. 23, 2000	L	68-54	Auburn
Jan. 20, 2001	L	60-77	Athens, Ga.
Jan. 17, 2002	L	49-60	Auburn
Feb. 9, 2003	L	67-78	Athens, Ga.
Jan. 15, 2004	W	72-54	Auburn
Jan. 16, 2005	L	56-71	Athens, Ga.
Feb. 26, 2006	L	61-74	Athens, Ga.
Feb. 18, 2007	L	55-62	Auburn
Jan. 13, 2008	W	82-52	Auburn
Feb. 24, 2008	L	56-68	Athens, Ga.
Jan. 29, 2009	L	58-67	Athens, Ga.
Feb. 22, 2009	W	65-59	Auburn
Jan. 31, 2010	W	67-53	Auburn
Feb. 24, 2011	W	63-58	Athens, Ga.
Jan. 8, 2012	L	45-70	Auburn
Feb. 7, 2013	L	58-61	Athens, Ga.
Feb. 23, 2014	W	67-59	Auburn
Jan. 11, 2015	L	52-57	Auburn
Feb. 22, 2015	W	44-26	Athens, Ga.
Jan. 28, 2016	L	30-63	Athens, Ga.
Feb. 12, 2017	L	51-57	Auburn
March 2, 2017	L	52-56	Greenville, S.C.*
Jan. 21, 2018	L	48-60	Athens, Ga.

*SEC Tournament
 @ NCAA Tournament

Auburn Women's Basketball Quick Hitters

- This is the 49th meeting between Auburn and Georgia in women's basketball
- Georgia leads the series at 30-18, but the series is tied 10-10 in games played in Auburn
- The Tigers dropped the last meeting 60-48 in Athens lastt season
- Auburn plays five home games in February after playing on the road five times in January
- Auburn is 11-13 all-time on Super Bowl Sunday, including a 5-1 mark at home
- The Tigers are playing at home on Super Bowl Sunday for the first time in eight years
- Auburn leads the SEC and ranks 6th in the NCAA in steals per game (12.4)
- Auburn has forced 20 or more turnovers in 17 of 21 games this season, including 12 of the last 13
- The Tigers are averaging 25.0 points per game off opponent turnovers
- Sophomore Unique Thompson has recorded nine double-doubles in 21 games, including three straight against New Mexico, Iowa State and UL-Lafayette; she now has 16 in her career, 8th-most in Auburn history
- Auburn rallied from a 20-point, third-quarter deficit at Vanderbilt on Jan. 17 to win 72-70; it's the largest comeback in an SEC game since 2003 and believed to be the biggest in Auburn history
- Freshman Robyn Benton hit the game-winning shot + free throw at Vanderbilt and was named SEC Freshman of the Week
- Junior Crystal Primm had a career-high 7 steals vs. Mississippi State, tied for the most by an SEC player this season and the most in a conference game so far in 2019
- Senior Janiah McKay passed Le'Coe Willingham for 12th all-time in scoring at Auburn with 23 points at Missouri; she now has 1,498 points
- All five of Auburn's losses this season have come to teams ranked in the AP Top 25 - either currently ranked (Iowa State) or ranked at the time of the game (Tennessee, Mississippi State, Texas A&M, Missouri)
- The Tigers went undefeated in December for the second straight season
- Auburn shot 63.3% (38-of-60) from the field in a 96-44 win at Elon on Dec. 22; it was Auburn's best shooting day since hitting 64.2% (34-of-53) in a 91-62 win at UAB on Nov. 26, 2008
- Auburn broke the school record for 3-pointers for the second time in 20 days on Dec. 22, hitting 14 treys in a 96-44 win at Elon; 11 of the 14 Auburn 3-pointers were made by freshmen
- Auburn's 96 points at Elon on Dec. 22 were its most in a true road game since a 96-71 win at UAB on Dec. 14, 1999
- Under Coach Flo, Auburn is 6-0 when scoring at least 90 points and 31-1 when scoring at least 80 points
- Auburn topped the 80-point mark eight times in its first 13 games this season; the Tigers had scored 80+ points eight times in the previous 83 games dating back to the 2015-16 season
- Auburn's win over North Carolina on Dec. 20 was the Tigers' first overtime game since 2017 and improves Auburn's all-time overtime record to 20-20
- The Tigers scored 38 points off turnovers in a win over North Carolina on Dec. 20, the most since scoring 40 points off turnovers vs. George Mason on Dec. 23, 2015

Moving On Up (Auburn Career Milestone Watch) . . .

- **Janiah McKay** is 12th in career points scored with 1,498; needs 16 to tie for 11th (Tyrese Tanner, 1,515)
- **Janiah McKay** is 10th in career assists with 407; needs 13 to tie for 8th (Tiffany Krantz, 414)
- **Janiah McKay** is 10th in career steals with 203; needs 5 to tie for 9th (DeWanna Bonner, 208)
- **Janiah McKay** is 3rd in career free throws made with 387; needs 53 to tie for 2nd (Carolyn Jones, 438)
- **Janiah McKay** is 7th in career free-throw percentage (.768)
- **Unique Thompson** is 8th in career double-doubles (16); needs 3 to tie for 7th (Becky Jackson, 19)
- **Unique Thompson** needs 42 rebounds to enter the Auburn all-time top 30 (Ruthie Bolton, 490)
- **Coach Terri Williams-Flournoy** won her 250th game as a head coach vs. Xavier (La.) on Nov. 28

INDIVIDUAL CATEGORY LEADERS

Auburn	Georgia
Janiah McKay - 14.2	Caliya Robinson - 13.4
Unique Thompson - 10.5	Caliya Robinson - 8.0
Janiah McKay - 4.4	Taja Cole - 6.6
McKay/Alexander - 2.3	Gabby Connally - 1.8
Unique Thompson - 0.8	Caliya Robinson - 2.2
Janiah McKay - 30.9	Taja Cole - 35.0
Unique Thompson - .585	Jenna Staiti - .548
Robyn Benton - .415	Gabby Connally - .429
Janiah McKay - .796	Gabby Connally - .917

OPENING TIP

» The Auburn Tigers are home on Super Bowl Sunday for the first time since 2011 when they host the Georgia Lady Bulldogs at 2 p.m. CT Sunday.
 » Auburn is 16-5 (4-4 SEC) on the season; the Tigers earned a 64-51 road win at Ole Miss Thursday night.
 » Georgia is 13-8 (4-4) on the season; the Lady Bulldogs topped Arkansas 80-72 on Thursday.

LAST TIME OUT

» Unique Thompson picked up her ninth double-double of the year to lead the Tigers to a 64-51 victory over Ole Miss Thursday night at The Pavilion at Ole Miss.
 » The Tigers (16-5, 4-4 SEC) struggled from the field early in the game, but outscored the Rebels (8-14, 2-6) 25-10 in the third quarter to break open what had been a three-point game at the half.
 » Thompson finished with 20 points and 12 rebounds and was a career-best 10-of-12 at the free-throw line. Daisa Alexander scored 10 points, all coming in that pivotal third quarter, and Crystal Primm finished with 11 points and six rebounds.
 » Both teams shot 35 percent from the field, but Auburn made up for a tough shooting night by hitting 18-of-24 free throws. The Tigers also out-rebounded the Rebels 40-38, snapping a string of five straight games losing the rebounding battle. Auburn also forced Ole Miss into 20 turnovers with nine of those coming in the third quarter; the Tigers scored 15 points off those 20 turnovers.

UP NEXT

» Auburn stays at home this week, hosting No. 19 Kentucky at 6 p.m. CT Thursday.

AN AUBURN WIN WOULD...

» Push Auburn back above .500 in SEC play at 5-4.
 » Be Auburn's first home win in SEC play.
 » Snap a four-game skid against Georgia.

AUBURN VS. GEORGIA

» Auburn is 18-30 all-time against Georgia, but the teams are tied 10-10 in games played in Auburn. The Tigers' last win over Georgia came in 2015, a 44-26 win in Athens.

LAST MEETING (Feb. 22, 2018 in Auburn):

Auburn 60, Ole Miss 55

» Sophomore Daisa Alexander scored a game-high 22 points, but Auburn faltered in the second half to drop a 60-48 decision at No. 24 Georgia at Stegeman Coliseum.
 » The Tigers led by as many as eight points in the third quarter, but went cold for several stretches that included multiple turnovers, allowing Georgia to pull ahead and pull away late.
 » Alexander's 22 points marked her second straight game to lead the Tigers offensively, but she was the Tigers' only player in double figures. She also had a team-leading four steals. Freshman Unique Thompson led the Tigers with 12 rebounds, and Jazmine Jones added nine points and five rebounds.
 » The Tigers out-rebounded Georgia 37-35, their first time since the Florida game to pull down more boards against an SEC opponent. But Auburn shot 32.7 percent for the game compared to Georgia's 40.8 percent and made just 1-of-10 3-pointers on the day. Auburn committed 24 turnovers while forcing Georgia into 20; the Tigers scored 19 points off UGA's turnovers.

SCOUTING GEORGIA

» Georgia is 13-8 overall on the season and 4-4 in SEC play. The Bulldogs snapped a three-game losing

streak with an 80-72 win at Arkansas on Thursday night.

» Georgia averages 66.6 points per game while giving up just 57.8. The Bulldogs are the SEC's top shot-blocking team with 6.4 per game.
 » Caliya Robinson leads Georgia with 13.4 points per game; Gabby Connally is just behind her with 13.2/game. Robinson is also the SEC's sixth-leading rebounder with 8.0 boards per night.

SCOUTING AUBURN

» Auburn is 16-5 on the season and 3-4 in the SEC. All five Auburn losses have come to teams that are currently or were at the time of the game ranked in the AP Top 25.
 » The Tigers have the third-most potent offense in the SEC (37th NCAA), averaging 75.8 points/game. Auburn also forces an average of 21.5 opponent turnovers, which also ranks second in the SEC and 18th nationally.
 » Senior point guard Janiah McKay averages a team-leading 14.2 points/game and has topped 20 points five times, including a season-high 23 at Missouri. She is also sixth in the SEC with 4.4 assists/game.
 » Sophomore forward Unique Thompson can be a force under the basket and has been key to Auburn's success this year. She has nine double-doubles in 21 games and averages 12.5 points and 10.5 rebounds (3rd in SEC). She has 16 career double-doubles, 8th-most in Auburn history and 5th among active SEC players.
 » Redshirt junior Crystal Primm has given Auburn consistent minutes in her first season on The Plains, averaging 11.5 points and 4.0 rebounds. A transfer from Duke after the 2016-17 season, Primm scored a career-high 18 points against her former school's archrival, North Carolina, on Dec. 20. She also had a career-high 7 steals vs. Mississippi State.
 » Junior Daisa Alexander is averaging 12.6 points/game and has been Auburn's leading scorer in three SEC games (22 vs. Florida & Alabama; 18 vs. Mississippi State).
 » The Tigers' incoming freshman class was ranked No. 13 by ESPN HoopGurlz and included two top-50 prospects in Robyn Benton (#17 overall; #6 guard) and Brooke Moore (#42 overall; #11 guard). Benton and Moore have both been named SEC Freshman of the Week this year.

SUPER BOWL SUNDAY NOTES

» Auburn is 11-13 all-time on Super Bowl Sunday. The Tigers are 5-1 at home and 6-13 on the road. This is the first time since 2011 Auburn will play at home on the day of the Big Game - the Tigers have been on the road each of the last seven years (including three of the last four at Texas A&M).
 » This is the first time Auburn will face Georgia on Super Sunday.
 » Auburn is 1-1 when the Rams are in the Super Bowl and 2-6 when the Patriots are playing. Auburn defeated Florida State on Dec. 30, 2000 - the last time the game was in Atlanta, and also one of the two times the Rams have been in the game on an Auburn gameday.
 » NFC teams have a 7-4 record in the Super Bowl when Auburn wins its game while AFC teams are 8-5 when the Tigers come up short.

OFFENSIVE EXPLOSION

» With 97 points in the season-opening win over Grambling, Auburn hit the 90-point plateau for the fourth time in the Coach Flo era and the first since scoring 92 on Nov. 17, 2014 - also against Grambling.
 » Auburn's 95-point effort against Oklahoma on Dec. 2 gave the Tigers two 90-point games in the same

SEC Standings & Schedule

	<i>(thru games of Jan. 31)</i>					
	SEC Games			All Games		
	W	L	Pct.	W	L	Pct.
Mississippi St.	8	0	1.000	20	1	.952
South Carolina	7	1	.875	15	5	.750
Texas A&M	6	2	.750	17	4	.810
Missouri	5	3	.625	16	6	.727
Arkansas	5	3	.625	16	6	.727
Kentucky	4	4	.500	17	5	.773
AUBURN	4	4	.500	16	5	.762
Georgia	4	4	.500	13	8	.619
Alabama	3	5	.375	11	10	.524
LSU	3	5	.375	12	8	.600
Tennessee	3	5	.375	14	7	.667
Ole Miss	2	6	.250	8	14	.364
Florida	1	7	.125	5	16	.238
Vanderbilt	1	7	.125	6	15	.286

Thursday, Jan. 31

*Georgia 80, Arkansas 72
 *Auburn 64, Ole Miss 51
 *Mississippi State 68, LSU 35
 *South Carolina 74, Kentucky 70
 *Tennessee 67, Florida 50
 *Texas A&M 69, Vanderbilt 53

Sunday, Feb. 3

*Mississippi State at Alabama Noon SECN
 *Florida at Kentucky 1 p.m. ESPN2
 *Georgia at Auburn 2 p.m. SECN
 *Ole Miss at Texas A&M 2 p.m. SEC+
 *Tennessee at Vanderbilt 2 p.m. ESPN2
 *South Carolina at Arkansas 4 p.m. SECN



Monday, Feb. 4

*Missouri at LSU 6 p.m. SECN

Thursday, Feb. 7

*Alabama at Florida 6 p.m. SEC+
 *Kentucky at Auburn 6 p.m. SEC+
 *Arkansas at LSU 8 p.m. SECN
 *Ole Miss at South Carolina 6 p.m. SEC+
 *Texas A&M at Missouri 6 p.m. SECN

Inside the Numbers

CATEGORY		
	AUBURN	GEORGIA
Points Per Game	75.8	66.6
Scoring Margin	+11.3	+8.8
Field Goal %	43.7%	42.6%
Opp. Field Goal %	41.3%	36.0%
3 pt Field Goal %	33.3%	30.3%
Opp. 3FG %	35.2%	29.7%
Rebounds	35.8	40.4
Opp. Rebounds	35.5	35.1
Rebound Margin	+0.3	+5.2
Turnovers	13.4	16.3
Opp. Turnovers	21.5	16.4
Steals	12.4	8.1
Opp. Steals	7.3	7.9
Blocks	2.7	6.4
Opp. Blocks	2.0	2.8

Associated Press Top 25

(Week 13: Jan. 28)

Rk	Team	Record	Prev
1	Baylor (24)	17-1	2
2	Connecticut (2)	18-1	3
3	Louisville (2)	19-1	4
4	Oregon	19-1	5
5	Notre Dame	19-2	1
6	Mississippi State	19-1	7
7	NC State	20-0	8
8	Stanford	17-2	6
9	Oregon State	17-3	9
10	Marquette	18-3	10
11	Maryland	18-2	11
12	Texas	17-3	12
13	Iowa	16-4	17
14	Utah	18-1	21
15	Gonzaga	19-2	18
16	South Carolina	13-5	19
17	Rutgers	16-4	14
18	Syracuse	16-4	13
19	Kentucky	17-4	15
20	Texas A&M	16-4	24
21	Arizona State	14-6	16
22	Michigan State	15-5	23
23	Iowa State	15-4	20
24	Florida State	17-3	22
25	BYU	17-3	NR

Also receiving votes: Miami, Drake, South Dakota, Missouri, DePaul, New Mexico, California, Clemson, Rice, UCF, Minnesota.

USA TODAY Coaches' Top 25

(Week 13: Jan. 29)

Rk	Team	Record	Prev
1	Baylor (19)	17-1	3
2	Connecticut (11)	18-1	2
3	Louisville	19-1	4
4	Oregon (1)	19-1	5
5	Notre Dame (1)	19-2	1
6	Mississippi State	19-1	6
7	NC State	20-0	8
8	Stanford	17-2	7
9	Marquette	18-3	9
10	Maryland	18-2	10
11	Oregon State	17-3	11
12	Iowa	16-4	15
13	Gonzaga	19-2	17
14	Texas	17-4	13
15	Kentucky	17-4	12
16	Syracuse	16-4	14
17	Utah	18-1	24
18	South Carolina	14-5	20
19	Rutgers	16-4	18
20	Arizona State	14-6	16
21	Florida State	17-3	19
22	Michigan State	15-5	21
23	Miami	18-4	23
24	Texas A&M	16-4	25
25	Iowa State	15-5	22

Also receiving votes: Drake, South Dakota, New Mexico, California, DePaul, Central Florida, Troy, BYU, Missouri, Arkansas, West Virginia.

season for the first time since the 2008-09 season, when Auburn topped the 90-point mark six times.

» The Tigers' 95 points against Oklahoma were the most scored by Auburn against a Power-5 conference opponent (SEC, ACC, Big Ten, Big 12, Pac-12) since 1990, when the Tigers beat Vanderbilt 96-93 in 2 OT.

» Auburn scored 96 points in a 52-point victory at Elon on Dec. 22. It marked Auburn's highest point total in a true road game since a 96-71 win at UAB on Dec. 14, 1999.

» The Tigers have scored at least 80 points in eight games this season; Auburn scored 80+ in six games combined over the previous two seasons.

» Under Coach Flo, Auburn is 6-0 when scoring at least 90 points and 31-1 when scoring at least 80 points.

COMEBACK KIDS

» Auburn completed what is believed to be the biggest comeback in program history on Jan. 17 when the Tigers overcame a 20-point, third-quarter deficit to pull off a 72-70 win at Vanderbilt. Auburn trailed 49-29 with less than 8 minutes to play in the third quarter and outscored the Commodores 43-21 the rest of the way.

» The previous biggest comeback (with records dating to the mid-1990s) came Feb. 8, 1995, when Auburn overcame a 19-point deficit to earn a 66-64 win at Western Kentucky.

» Under Coach Flo, the Tigers have overcome deficits of 15 points or more on nine occasions, including five deficits of exactly 17 points.

LARGEST DEFICITS OVERCOME - COACH FLO ERA

Deficit	Time	Opponent	Final Score	Date
20	3Q, 7:56	at Vanderbilt	72-70	1/17/19
17	1Q, 0:24	Tennessee	79-61	1/19/17
17	3Q, 5:27	at Vanderbilt	64-59	1/12/17
17	4Q, 9:49	Indiana	71-67	11/27/16
17	2Q, 3:51	Kentucky	66-61	1/3/16
17	2H, 17:35	Alabama	70-65 (2OT)	2/27/14
16	1Q, 3:19	Florida	84-55	12/31/17
16	1H, 0:19	at Tulane	70-65	11/28/13
15	1H, 7:10	Missouri	67-59	2/24/13

BALANCED SCORING RETURNS

» Auburn has four players averaging double-digit scoring. Janiah McKay, Unique Thompson, Daisa Alexander, and Crystal Primm - four of Auburn's starting five - all average at least 11 points per game.

» For the first time since 2008, Auburn had six players finish in double-figures in the Tigers' 97-48 win over Grambling on Nov. 6.

» Junior Janiah McKay and freshman Robyn Benton led the way with 16 points, followed by junior Crystal Primm (15), sophomore Unique Thompson (14), and junior Daisa Alexander and senior Emari Jones (13).

» The last time Auburn had at least six players score 10+ points, seven players did it against Sam Houston State on Dec. 5, 2008, when the Tigers set a school record with 119 points. That night, it was KeKe Carrier (19), DeWanna Bonner (18), Alli Smalley (16), Whitney Boddie (13), Reneisha Hobbs (13), Chantel Hilliard (13) and Sherell Hobbs (13).

» The Tigers have had at least five players score in double figures in five games this season.

SEEING DOUBLE

» Auburn players have recorded 10 double-doubles through 21 games with nine coming from sophomore Unique Thompson.

» Thompson had 12 first-quarter points en route to a 20-point, 12-rebound night in a 64-51 win over Ole Miss on Jan. 31 for her ninth double-double of the year.

» Thompson picked up her first SEC double-double of the year with 19 points and 12 rebounds against No.

10 Tennessee on Jan. 3. She added a second conference double-double with 16 points and 13 rebounds at Vanderbilt on Jan. 17.

» Thompson played a career-high 43 minutes and scored 21 points with 18 rebounds in an 86-81 OT win over North Carolina on Dec. 20.

» Thompson earned her fifth double-double with 14 points and 17 rebounds in a 95-79 win over Oklahoma on Dec. 2.

» Thompson had 16 points and 13 rebounds for her third straight double-double and fifth of the season vs. Louisiana-Lafayette (11/25). She has now had 3 straight double-doubles in back-to-back seasons.

» With her 19-point, 14-rebound effort at Iowa State, Thompson recorded her 10th career double-double. She had reached the milestone by halftime with 16 points and 10 rebounds in the opening 20 minutes; it was the second time in her career she had a double-double by halftime.

» Thompson's 19-point, 19-rebound double-double at New Mexico was her second of the season and marked a career-high in rebounding for the Auburn sophomore.

» Thompson picked up where she left off in 2017-18 with her eighth career double-double, notching 14 points and 13 rebounds in the season-opener against Grambling. And Janiah McKay earned the second of her career with 16 points and 10 assists.

» The last time two Auburn players had a double-double in the same game was Dec. 13, 2015, at Marquette, when Tra'cee Tanner (13 pts/12 rebs) and Brandy Montgomery (24 pts/12 rebs) did so.

TURNING UP THE PRESSURE

» Auburn has forced at least 20 turnovers in 12 of their last 13 games and 17 of 21 this season. The Tigers are averaging 25.0 points off opponent turnovers.

» The Tigers are 5-0 this season and 49-8 under Coach Flo when forcing at least 25 turnovers.

» The Tigers scored 38 points off 27 North Carolina turnovers in an 86-81 OT win on Dec. 20 in Myrtle Beach, the most points off turnovers since scoring 41 vs. George Mason on Dec. 23, 2015.

» Auburn forced a season-high of 29 turnovers against Samford on Dec. 16, turning those into 30 points. The Tigers then forced 23 turnovers by Coastal Carolina two days later, scoring another 30 points.

» As of Jan. 29, Auburn ranks No. 6 in the nation in turnover margin (+7.9), No. 5 in steals per game (12.4) and No. 18 in turnovers forced (21.6).

» Last season, the Tigers forced at least 20 turnovers in 23 of 29 games, including 10 games with at least 25 opponent turnovers. Auburn was 8-2 last year when forcing at least 25 turnovers. Auburn ranked No. 2 in the nation in steals (13.2/game) and No. 3 in turnovers forced (22.9) for the 2017-18 season.

RAINTHREE COUNTY

» Auburn has broken the school record for single-game 3-pointers twice so far this year. The most recent setting of the record game Dec. 22 at Elon when Auburn made 14 3-pointers; 11 of those came from freshmen - 5 from Robyn Benton, 4 from Brooke Moore, 2 from Erin Howard. Daisa Alexander, Emari Jones and Janiah McKay had one apiece.

» 20 days earlier, Auburn set a new school record with 13 made 3-pointers in a 95-79 win over Oklahoma on Dec. 2. The Tigers got four apiece from Jones and Benton, three from Alexander and two from Moore.

» The previous record for a single game had been 12, set on Dec. 5, 2007, in a 99-47 win over Colgate. Since 2000, the Tigers have made at least 10 treys in a game 10 times; the most recent was an 82-75 win at Florida on New Year's Day in 2017 when Auburn hit 11 from long

range.

» Auburn is averaging 6.9 made 3-pointers per game this season with 145 makes through 21 games. The program record for 3-pointers in a season is 181 (5.7/game), set during the 2016-17 season.

WORKING OVERTIME

» Auburn played its first overtime game since 2017 on Dec. 20, defeating North Carolina 86-81 in the Carolinas Challenge in Myrtle Beach, S.C. It was Auburn's first OT win since defeating Arkansas 71-60 on Jan. 24, 2016.

CROSS-COUNTRY TREK

» From Nov. 10-14 as part of the Preseason WNIT that featured road games at New Mexico and Iowa State, the Tigers traveled 3,741 miles and visited six states in five days:
 --Auburn to Atlanta Airport: 100 miles
 --Atlanta to Albuquerque: 1,271 miles
 --Albuquerque to Phoenix: 330 miles
 --Phoenix to Des Moines: 1,155 miles
 --Des Moines to Ames (and back): 80 miles
 --Des Moines to St. Louis: 237 miles
 --St. Louis to Atlanta: 468 miles
 --Atlanta to Auburn: 100 miles
 » Auburn also made treks to New Orleans, Philadelphia, Myrtle Beach and Elon, N.C., as part of their non-conference schedule. The Tigers traveled a total of 7,427 miles during their non-conference season.

JONES OUT FOR SEASON

» Senior Emari Jones will miss the rest of the 2018-19 season after suffering a knee injury vs. Alabama State on Dec. 29. The Chicago, Ill., native was averaging 10.7 points and 4.8 rebounds and was Auburn's leading 3-point shooter before her injury.

AUBURN HONOR ROLL

» **Robyn Benton**
 --SEC Freshman of the Week (1/22)
 » **Janiah McKay**
 --SEC Player of the Week (12/23)
 --WNIT All-Tournament Team
 --Preseason All-SEC Second Team
 » **Brooke Moore**
 --SEC Freshman of the Week (12/31)
 » **Unique Thompson**
 --Preseason All-SEC Second Team

ON THIS DATE

» Auburn is 9-4 all-time on February 3. The last time Auburn played on this date was in 2013, a 59-51 loss at South Carolina.

NEW FACES

» Auburn welcomes four newcomers to the roster for 2018-19, all freshmen. Joining the Tigers this season are Robyn Benton (G, 5-9, Conyers, Ga.); Brooke Moore (G, 5-7, McDonough, Ga.); Erin Howard (G/F, 6-1, Madison, Wis.); and Natalie Kelly (F, 6-3, Albany, La.)
 » The Tigers' 2018-19 freshman class was rated the No. 13 signing class in the country by ESPN HoopGurlz.
 » Redshirt junior G Crystal Primm (West Palm Beach, Fla.) is eligible this season after sitting out last year under NCAA transfer rules. She transferred to Auburn from Duke in the summer of 2017 and has two years of eligibility.
 » Redshirt freshman Kiyae' White (Macungie, Pa.) will be in action this season after sitting out last year while rehabbing an injury.

WELCOME TO THE FAMILY

» Auburn signed five players to NLI's during the early

signing period in November.

» The Tigers will welcome **Lauren Hansen** (5-8, G, Setauket, N.Y.); **Annie Hughes** (5-9, G, Pisgah, Ala.); **Maliya Perry** (6-0, G/F, Pickerington, Ohio); **Morgan Robinson-Nwagwu** (5-8, G, Norcross, Ga.); and **Sania Wells** (5-7, G, Hurley, Miss.) to The Plains beginning in the fall of 2019.
 » Hansen, Perry and Robinson-Nwagwu were nominated for McDonald's All-American in January.

TIGERS IN THE PROS

» DeWanna Bonner completed her ninth season in the WNBA in 2018, all with the Phoenix Mercury, after taking the 2017 season off for the birth of her twins. Bonner had one of her best pro seasons, averaging 17.3 points, 7.2 rebounds and 3.2 assists while starting all 34 games. She was a beast in the 2018 playoffs, averaging 24.0 points and 11.1 rebounds in seven postseason games. Bonner was named the Associated Press' WNBA Comeback Player of the Year.
 » Brandy Montgomery is playing in Europe for her second season, currently on the roster of Luxembourg side Etzella Ettelbruck. Last year, she played for Visby in Sweden, averaging 16.3 points, 5.1 rebounds and 1.8 assists while helping her team to the league semifinals.

NCAA RPI Report (AU & Opponents)			
(thru games of 1/28/19)			
Rk	Team	Record	AU Result
10	Mississippi State	19-1	L 59-85
12	Iowa State	16-5	L 64-67
19	Texas A&M	16-4	L 67-69
20	South Carolina	14-5	--
22	Kentucky	17-4	--
33	North Carolina	12-9	W 86-81 OT
36	Missouri	16-6	L 65-74
44	New Mexico	17-2	W 79-76
49	Tennessee	12-7	L 69-78
50	Arkansas	16-5	--
54	AUBURN	15-5	
56	LSU	12-7	--
98	Alabama	11-10	W 66-56
130	Georgia	12-8	--
136	Oklahoma	5-13	W 95-79
167	Vanderbilt	6-14	W 72-70
177	Grambling	8-11	W 97-48
190	Elon	7-11	W 96-44
197	Ole Miss	8-13	W 64-51
202	Nicholls State	11-8	W 80-59
205	Coastal Carolina	9-9	W 84-78
208	Florida	5-15	W 64-56
239	Alabama State	6-12	W 83-50
243	Samford	7-13	W 73-46
253	Louisiana-Lafayette	5-13	W 71-59
287	St. Joseph's	6-14	W 81-70

Auburn in the SEC & NCAA Stats			
(Thru games of 2/1/19)			
Category	Value	SEC	NCAA
Scoring Offense	75.8	3rd	37th
Scoring Defense	64.5	8th	185th
Scoring Margin	+11.3	4th	48th
Field Goal Pct.	.437	2nd	48th
Field Goal Pct. Def.	.413	12th	255th
3-pt FG Pct.	.333	5th	89th
3-pt FG Pct. Def.	.352	14th	330th
Free Throw Pct.	.712	7th	109th
Rebounds	35.8	12th	263rd
Rebound Margin	+0.2	10th	185th
Off. Rebounds	13.7	6th	--
Def. Rebounds	22.0	13th	--
Assists	13.2	8th	168th
Assist/Turnover	1.0	4th	84th
Blocks	2.7	12th	235th
Turnover Margin	+8.1	2nd	6th
Turnovers Forced	21.5	2nd	18th
Steals	12.4	1st	6th
INDIVIDUALS (All Games)			
Scoring			
Janiah McKay	14.2	13th	249th
Daisa Alexander	12.6	24th	--
Unique Thompson	12.5	25th	--
Rebounding			
Unique Thompson	10.5	3rd	29th
Field Goal Pct.			
Unique Thompson	.585	2nd	20th
Assists			
Janiah McKay	4.4	6th	102nd
Free Throw Pct.			
Janiah McKay	.796	6th	113th
Crystal Primm	.722	12th	249th
Steals			
Janiah McKay	2.3	T2nd	61st
Daisa Alexander	2.3	T2nd	61st
Crystal Primm	2.2	4th	80th
Unique Thompson	1.8	10th	209th
3-Point FG Made			
Daisa Alexander	1.8	13th	-
Offensive Rebounds			
Unique Thompson	3.9	2nd	23rd
Defensive Rebounds			
Unique Thompson	6.6	3rd	--

Auburn Career Record Updates

Auburn Career Scoring

No.	Player	Years	Points
1.	DeWanna Bonner	2005-09	2,162
2.	Becky Jackson	1980-84	2,068
3.	Vickie Orr	1985-89	2,035
4.	Marianne Merritt	1975-79	1,979
5.	Carolyn Jones	1988-91	1,831
6.	Natasha Brackett	2001-05	1,716
7.	Brandy Montgomery	2013-17	1,644
8.	Mae Ola Bolton	1984-88	1,616
9.	Alli Smalley	2007-11	1,601
10.	Angie Hannah	1978-82	1,583
11.	Tyrese Tanner	2010-14	1,515
12.	Janiah McKay	2015-present	1,498
13.	Le'Coe Willingham	1999-03	1,475
14.	Lori Monroe	1979-83	1,415
15.	Tasha Hamilton	1997-01	1,402
16.	Sherell Hobbs	2005-09	1,372
17.	Linda Godby	1986-90	1,365
18.	Tra'Ce'e Tanner	2012-16	1,327
19.	Debra Larkin	1981-85	1,310
20.	C.C. Hayden	1989-92	1,306
21.	Katie Frerking	2013-17	1,271
22.	Conswella Sparrow	1997-00	1,249
23.	Blanche Alverson	2009-13	1,244
24.	Brenda Hill	1981-85	1,222
25.	Monique Morehouse	1992-96	1,191
26.	Lauretta Freeman	1989-93	1,188
27.	Hasina Muhammad	2001-15	1,184
	Sharon Stewart	1984-88	1,184
29.	Ruthie Bolton	1985-89	1,176
30.	Tiffany Krantz	1996-00	1,136

Auburn Career Steals

No.	Player	Years	Steals
1.	Mae Ola Bolton	1985-88	282
2.	Kristen Mulligan	1993-96	253
3.	Ruthie Bolton	1986-89	246
4.	Debra Larkin	1982-85	242
5.	Helene Baroody	1984-87	240
6.	Katie Frerking	2013-17	234
7.	Sherell Hobbs	2005-09	231
8.	Hasina Muhammad	2011-15	223
9.	DeWanna Bonner	2005-09	208
10.	Janiah McKay	2015-present	203

Auburn Career Free Throws Made

No.	Player	Years	FTs
1.	DeWanna Bonner	2005-09	600
2.	Carolyn Jones	1988-91	438
3.	Janiah McKay	2015-present	387
4.	Tyrese Tanner	2010-14	376
5.	Conswella Sparrow	1997-00	346
	Le'Coe Willingham	1999-04	346
7.	Becky Jackson	1980-84	340
	Vickie Orr	1985-89	307
9.	Marianne Merritt	1975-79	305
10.	Tasha Hamilton	1997-01	296

Auburn Career Double-Doubles

No.	Player	Years	D-Ds
1.	DeWanna Bonner	2005-09	40
2.	Lauretta Freeman	1989-93	38
3.	C.C. Hayden	1989-92	30
4.	Le'Coe Willingham	1999-04	29
5.	Vickie Orr	1985-89	27
6.	Monique Morehouse	1992-96	24
7.	Becky Jackson	1980-84	19
8.	Unique Thompson	2017-present	16
9.	Conswella Sparrow	1997-00	15
10.	Tra'Ce'e Tanner	2012-16	14
11.	Tasha Hamilton	1997-01	13
	Sharon Stewart	1984-88	13
13.	Danielle Coleman	1992-94	12
	Marita Payne	2002-06	12
15.	Whitney Boddie	2005-09	11
	KeKe Carrier	2005-10	11
17.	Tia Miller	2001-04	8
	Tara Williams	1995-97	8
19.	Katie Frerking	2013-17	7
	Linda Godby	1986-90	7
	Laticia Morris	1995-97	7
	Mandisa Stevenson	2002-04	7
	Tyrese Tanner	2010-14	7
24.	Justine Agbatan	1995-98	6
	Brenda Hill	1982-83	6
	Kendall Mago	1988-92	6
	Samantha Williams	1991-96	6
28.	Ruthie Bolton	1985-89	5
	Jordan Greenleaf	2006-11	5

Auburn Career Assists

No.	Player	Years	Assists
1.	Whitney Boddie	2005-09	603
2.	Renae Halbrooks	1978-82	593
3.	Helene Baroody	1983-87	587
4.	Kristen Mulligan	1992-96	551
5.	Ruthie Bolton	1985-89	526
6.	Martha Monk	1979-81	525
7.	Chantel Tremiere	1987-91	490
8.	Tiffany Krantz	1996-2000	414
9.	Janiah McKay	2015-present	407
10.	Debra Larkin	1981-85	386
11.	Samantha Williams	1991-96	323
12.	Nicole Louden	2001-05	311
13.	Katie Frerking	2013-17	307
14.	Alli Smalley	2007-11	303
15.	Morgan Toles	2009-11	267
16.	Najat Ouardad	2011-13	259
17.	Cindy Sagrera	1981-84	254
18.	Mae Ola Bolton	1984-88	252
19.	Nitasha Brown	2002-06	236
20.	DeWanna Bonner	2005-09	226
21.	Tasha Hamilton	1997-2001	219
22.	Angie Hannah	1978-82	214
23.	Lynn Stevenson	1987-91	212
24.	LaRita Spencer	1999-2001	209
25.	Terryland Robinson	1989-93	207
	Diann McNeil	1984-88	202
27.	Justine Agbatan	1995-98	201
28.	Nancy Derrick	2000-04	200
	Sherell Hobbs	2005-09	200
30.	Tamela McCorvey	2006-08	189

Auburn Career Free-Throw Pct. (min 150 att.)

No.	Player	Years	Pct. (FT-FTA)
1.	Carolyn Jones	1988-91	.810 (438-541)
2.	Kristen Mulligan	1992-96	.796 (191-240)
3.	DeWanna Bonner	2005-09	.795 (600-777)
4.	Laticia Morris	1995-97	.787 (233-296)
5.	Whitney Boddie	2005-09	.777 (219-282)
6.	Linda Godby	1986-90	.774 (185-239)
7.	Janiah McKay	2015-present	.7678 (387-504)
8.	Brenda Hill	1982-83	.76752 (208-271)
9.	Helene Baroody	1983-87	.76732 (155-202)
10.	Patrena Scruggs	1987-89	.749 (128-171)

Auburn Career Rebounding

No.	Player	Years	Rebounds
1.	Becky Jackson	1980-84	1,118
2.	DeWanna Bonner	2005-09	1,047
3.	Lori Monroe	1979-83	1,015
4.	Vickie Orr	1985-89	1,006
5.	Lauretta Freeman	1989-93	976
6.	Marianne Merritt	1975-79	972
7.	Le'Coe Willingham	1999-03	927
8.	Monique Morehouse	1992-96	792
9.	Jordan Greenleaf	2006-11	761
	Charlene Thomas	1984-87	761
11.	Tra'Ce'e Tanner	2012-16	758
12.	Sharon Stewart	1984-88	757
13.	C.C. Hayden	1989-92	749
	Kendall Mago	1988-92	749
15.	Tasha Hamilton	1997-01	663
16.	Mae Ola Bolton	1984-88	653
17.	Marita Payne	2002-06	630
18.	Katie Frerking	2013-17	627
19.	Sherell Hobbs	2005-09	612
20.	Brenda Hill	1982-85	604
21.	Blanche Alverson	2009-13	602
22.	KeKe Carrier	2005-10	600
23.	Angie Hannah	1978-82	588
24.	Linda Godby	1986-90	580
25.	Tyrese Tanner	2010-14	572
	Conswella Sparrow	1997-00	572
27.	Diann McNeil	1984-88	498
28.	Samantha Williams	1991-96	495
29.	Hasina Muhammad	2011-15	494
30.	Ruthie Bolton	1985-89	490
--	Unique Thompson	2017-present	448

Auburn Individual & Team Records

Single Game

Points	41, Conswella Sparrow vs. South Alabama (Feb. 17, 1998)
Field Goals	17, Becky Jackson vs. UAB (1982-83)
Field Goal Attempts	34, Marianne Merritt vs. West Georgia (1975-76)
FG Percentage	1.000 (12-12), Laticia Morris vs. S. Alabama (Jan. 14, 1997)
3PT Field Goals	8, Tiffany Krantz vs. Troy State (Nov. 21, 1997)
3PT Field Goal Attempts	16, Brandy Montgomery at Marquette (Dec. 13, 2015)
3PT FG Pct.	1.000 (7-7), Tiffany Krantz vs. Vanderbilt (Jan. 29, 1997)
Free Throws	14, DeWanna Bonner vs. Tennessee (Jan. 25, 2009)
Free Throw Attempts	17, Becky Jackson vs. Iona (Dec. 13, 1980)
FT Percentage	1.000 (11-11), Conswella Sparrow vs. Georgia (Jan. 17, 1998)
	1.000 (11-11), Lori Nero vs. Missouri State (Mar. 17, 2000)
	1.000 (11-11), Sherell Hobbs vs. Stephen F. Austin (Jan. 3, 2009)
	1.000 (11-11), Janiah McKay vs. Texas A&M (Jan. 7, 2018)
Rebounds	26, Marianne Merritt vs. Montevallo (1975-76)
Assists	18, Martha Monk vs. Alabama State (1980-81)
Blocks	13, Marita Payne vs. Arkansas (Feb. 3, 2005)
Steals	10, Kristen Mulligan vs. NE Illinois (Dec. 18, 1992)
	10, Ruthie Bolton vs. Long Beach St. (April 1, 1988)
	10, Mae Ola Bolton vs. Kentucky (Feb. 3, 1987)

Season

Points	716, DeWanna Bonner (2008-09)
Scoring Average	21.9, Marianne Merritt (1975-76)
Field Goals	259, Tara Williams (1996-97)
	259, Angie Hannah (1980-81)
Field Goal Attempts	544, Tara Williams (1996-97)
Field Goal Percentage	.663 (222-335), Becky Jackson (1982-83)
3PT Field Goals	70, Tiffany Krantz (1996-97)
3PT Field Goal Attempts	197, Brandy Montgomery (2016-17)
3PT FG Percentage	.429 (48-112), Kristen Mulligan (1994-95)
Free Throws	218, DeWanna Bonner (2008-09)
Free Throw Attempts	258, DeWanna Bonner (2008-09)
Free Throw Percentage	.862 (25-59), Beth Bryant (1982-83)
Rebounds	401, Lauretta Freeman (1992-93)
Rebounding Average	15.3, Marianne Merritt (1975-76)
Assists	294, Martha Monk (1980-81)
Assists Average	8.9, Martha Monk (1980-81)
Blocks	141, Marita Payne (2004-05)
Steals	114, Marianne Merritt (1975-76)
Double-Doubles	26, Lauretta Freeman (1992-93)

Career

Points	2,162, DeWanna Bonner (2005-09)
Scoring Average	20.4, Marianne Merritt (1975-79)
Field Goals	864, Becky Jackson (1980-84)
	864, Vickie Orr (1985-89)
Field Goal Attempts	1,795, Marianne Merritt (1975-79)
Field Goal Percentage	.602, Becky Jackson (1980-1984)
3PT Field Goals	219, Alli Smalley (2007-11)
3PT Field Goal Attempts	688, Brandy Montgomery (2013-17)
3PT Field Goal Percentage	.415, Carolyn Jones (1988-91)
Free Throws	600, DeWanna Bonner (2005-09)
Free Throw Attempts	755, DeWanna Bonner (2005-09)
Free Throw Percentage	.810, Carolyn Jones (1988-91)
Rebounds	1,118, Becky Jackson (1980-84)
Rebounding Average	10.0, Marianne Merritt (1975-79)
Assists	603, Whitney Boddie (2005-09)
Assists Average	8.3, Martha Monk (1979-81)
Blocks	377, Marita Payne (2002-06)
Steals	282, Mae Ola Bolton (1985-88)
Double-Doubles	40, DeWanna Bonner (2005-09)

Triple-Doubles

Only three players ever at Auburn, male or female, have recorded a triple-double in a game, with two coming from the women's team: Marita Payne and Whitney Boddie. Payne recorded the first ever on Feb. 3, 2005 with 15 points, 12 rebounds and 13 blocks against Arkansas. Boddie followed up with one on Dec. 5, 2008 with 24 points, 11 rebounds and 12 assists against Sam Houston State.

Single Game

Points	119 vs. Sam Houston State (Dec. 5, 2008)
First Half Points	63 vs. Florida Southern (Jan. 17, 1987)
Second Half Points	64 vs. Jacksonville State (Jan. 19, 1999)
Points in a Quarter	32 (4Q) vs. Indiana (Nov. 27, 2016)
	32 (4Q) vs. Oklahoma (Dec. 2, 2018)
Field Goals	51 vs. Alabama State (Dec. 2, 1986)
Field Goal Attempts	97 vs. Georgia State (Dec. 5, 1987)
Field Goal Percentage	.672 (38-58) vs. North Carolina (Dec. 18, 1982)
3PT Field Goals	14 at Elon (Dec. 22, 2018)
3PT Field Goal Attempts	33 vs. Iowa State (Dec. 28, 2001)
3PT FG Percentage	.833 (5-6) vs. Charleston Southern (Nov. 23, 2001)
	.833 (5-6) at LSU (Feb. 1, 2009)
Free Throws	38 vs. Tuskegee (1976-77)
Free Throw Attempts	54 vs. Tuskegee (1976-77)
Free Throw Percentage	1.000 (16-16) vs. Texas A&M (Jan. 8, 2018)
Rebounds	79 vs. Eastern Kentucky (Nov. 25, 1989)
	79 vs. Alabama-Huntsville (Jan. 5, 1980)
Assists	38 vs. Georgia State (Dec. 5, 1987)
Blocks	17 vs. Alabama A&M (Nov. 19, 2009)
	17 vs. South Alabama (Feb. 23, 1994)
	17 vs. Lamar (Dec. 1, 1993)
Steals	24 vs. Tennessee State (Dec. 5, 2001)
	24 vs. East Carolina (Dec. 5, 2015)
Opponent Turnovers	45 vs. Puerto Rico-Mayaguez (Dec. 17, 2000)
Fewest Points	25 vs. Mercer (1971-72)
Fewest First Half Points	12 vs. Hampton (Dec. 30, 2014)
Fewest Second Half Points	10 vs. Mercer (1971-72)
Fewest Rebounds	17 vs. Vanderbilt (Feb. 4, 2016)
Fewest Assists	3 vs. Tennessee (Jan. 10, 2002)
Fewest Field Goals	12 vs. Vanderbilt (Dec. 18, 1994)
	12 vs. South Carolina (Feb. 16, 2006)
Fewest Field Goal Attempts	39 at Duke (Nov. 27, 2005)
Fewest Free Throws	0 vs. Georgia (Feb. 12, 1983)
Fewest Free Throw Attempts	4 vs. Northwestern (Dec. 12, 1990)
	4 vs. South Alabama (Feb. 20, 1991)
	4 at Kentucky (Feb. 3, 2011)
	4 at Kentucky (Jan. 17, 2016)
	4 vs. Texas A&M (Feb. 5, 2017)
	4 at Tennessee (Jan. 4, 2018)
Fewest Fouls	6 vs. Alabama State (Feb. 20, 1991)
Fewest Turnovers	5 at Alabama (Feb. 26, 2004)
	5 vs. Florida (Dec. 31, 2017)

Season

Points	2,945 in 1987-88
Scoring Average	87.1 in 1986-87
Field Goals	1,238 in 1987-88
Field Goal Attempts	2,468 in 1987-88
Field Goal Percentage	.524 (1,201-2,292) in 1986-87
3PT Field Goals	181 in 2016-17
3PT Field Goal Attempts	639 in 2016-17
3PT Field Goal Percentage	.406 (26-64) in 1987-88
Free Throws	572 in 1989-90
Free Throw Attempts	838 in 1989-90
Free Throw Percentage	.749 (519-693) in 1990-91
Rebounds	1,652 in 1987-88
Rebounding Average	47.2 in 1987-88
Rebounding Margin	+15.7 in 1987-88
Assists	674 in 1987-88
Blocks	207 in 2005-06
Steals	402 in 2012-13
Turnovers Forced	709 in 2016-17
Wins	32 in 1987-88/1988-89
Consecutive Wins	28 in 1988-89
Consecutive Home Wins	68 from 1986-91
Losses	18 in 1977-78/1978-79/2014-15

TIGERS' RECORD WHEN...

	2018-19	Under Coach Flo
At Home.....	6-3	67-32
On the Road.....	8-2	33-51
At a Neutral Site.....	2-0	18-13
When wearing white.....	5-3	66-26
When wearing orange.....	2-0	7-10
When wearing blue.....	9-2	41-56
When wearing pink.....	0-0	4-4
Leading at the half.....	13-2	93-20
Trailing at the half.....	3-2	25-70
Tied at the half.....	0-1	0-6
Scores 100+ points.....	0-0	0-0
Scores 90-99 points.....	3-0	6-0
Scores 80-89 points.....	5-0	25-1
Scores 70-79 points.....	5-0	34-6
Scores 60-69 points.....	3-4	37-22
Scores fewer than 60 points.....	0-1	14-67
Holds opponent to 41-50 points.....	4-0	30-3
Holds opponent to 31-40 points.....	0-0	6-0
Holds opponent to under 30 points.....	0-0	2-0
Force 25 or more turnovers.....	4-0	48-8
Shoots 50% FG or better.....	4-0	31-2
Shoots 40-49% FG.....	9-3	61-24
Shoots 39.9% or under FG.....	3-2	25-71
Holds opponent under 30% FG.....	2-0	24-2
Shoots higher FG% than opponent.....	12-1	96-21
Shoots lower FG% than opponent.....	4-4	22-70
Shoots same FG% as opponent.....	0-0	0-3
Shoots higher FT% than opponent.....	8-3	50-36
Shoots lower FT% than opponent.....	8-2	67-60
Shoots same FT% as opponent.....	0-0	0-1
Out-rebounds opponent.....	10-0	73-25
Out-rebounded by opponent.....	4-5	39-70
Tied in rebounds.....	2-0	5-2
Versus ranked opponent.....	0-4	4-45
In overtime.....	1-0	4-4
Games decided by 3 points or less.....	2-2	9-15
Games decided by 4-5 points.....	1-0	11-13
Games decided by 6-10 points.....	3-2	28-26
Games decided by 11-20 points.....	5-0	34-26
Games decided by 21-30 points.....	2-1	23-10
Games decided by 30+ points.....	3-0	13-6
On Television/Digital.....	13-4	59-65
In November.....	5-1	31-13
In December.....	7-0	38-8
In January.....	4-4	17-37
In February.....	0-0	19-26
In March.....	0-0	11-11

2018-19 Auburn Superlatives...

First Half

Most points scored in the first quarter.....	30, at St. Joseph's (12/6/18)
Most points scored in the second quarter.....	27, vs. Oklahoma (12/2/18)
Most points scored in the first half.....	51, at Elon (12/22/18)
Fewest points scored in the first half.....	23, at Missouri (1/27/19)
Fewest points allowed in the first half.....	17, vs. Samford (12/16/18)
Most points allowed in the first half.....	43, at Missouri (1/27/19)
Best FG % in the first half.....	.575, at Elon (12/22/18)
Worst FG % in the first half.....	.285, at Ole Miss (1/31/19)
Best FG % by an opponent in the first half.....	.600, at Vanderbilt (1/17/19)
Worst FG % by an opponent in the first half.....	.240, vs. Alabama State (12/29/18)
Most rebounds in the first half.....	29, at New Mexico (11/11/18)
Fewest rebounds in the first half.....	10, at Missouri (1/27/19)
Most rebounds by an opponent in the first half.....	23, Oklahoma (12/2/18), Coastal Carolina (12/18/18), Ole Miss (1/31/19)
Fewest rebounds by an opponent in the first half.....	10, vs. Nicholls State (11/9/18)

Second Half

Most points scored in the third quarter.....	27, vs. Nicholls State (11/9/18)
Most points scored in the fourth quarter.....	32, vs. Oklahoma (12/2/18)
Most points scored in an overtime period.....	17, vs. North Carolina (12/20/18)
Most points scored in the second half.....	53, vs. Grambling (11/6/18)
Fewest points scored in the second half.....	26, at Iowa State (11/13/18)
Fewest points allowed in the second half.....	25, at Elon (12/22/18) & at Florida (1/6/19)
Most points allowed in the second half.....	49, vs. Oklahoma (12/2/18)
Best FG % in the second half.....	.704, at Elon (12/22/18)
Worst FG % in the second half.....	.310, at Iowa State (11/13/18)
Best FG % by an opponent in the second half.....	.625, at Vanderbilt (1/17/19)
Worst FG % by an opponent in the second half.....	.280, vs. Grambling (11/6/18)
Most rebounds in the second half.....	25, vs. Grambling (11/6/18)
Fewest rebounds in the second half.....	10, vs. Tennessee (1/3/19) & at Vanderbilt (1/17/19)
Most rebounds by an opponent in the second half.....	26, vs. Mississippi State (1/14/19)
Fewest rebounds by an opponent in the second half.....	9, at Elon (12/22/18)

Game

Most points scored.....	97, vs. Grambling (11/6/18)
Fewest points scored.....	59, vs. Mississippi State (1/14/19)
Most points allowed.....	85, vs. Mississippi State (1/14/19)
Fewest points allowed.....	44, at Elon (12/22/18)
Best FG %.....	.633, at Elon (12/22/18)
Worst FG %.....	.314, vs. Alabama State (12/29/18)
Best FG % by an opponent.....	.610, at Vanderbilt (1/17/19)
Worst FG % by an opponent.....	.259, vs. Grambling (11/6/18)
Most rebounds.....	53, vs. Grambling (11/6/18)
Fewest rebounds.....	24, vs. Mississippi State (1/14/19)
Most rebounds by an opponent.....	43, vs. Tennessee (1/3/19) & vs. Mississippi State (1/14/19)
Fewest rebounds by an opponent.....	21, at Elon (12/22/18)

Miscellaneous

Highest-scoring quarter.....	32, 4Q vs. Oklahoma (12/2/18)
Lowest-scoring quarter.....	2, 1Q at Missouri (1/27/19)
Highest-scoring opponent quarter.....	26, 4Q vs. Oklahoma (12/2/18) & 3Q vs. Mississippi State (1/14/19)
Lowest-scoring opponent quarter.....	5, 2Q vs. Grambling (11/6/18) & 1Q vs. Alabama State (12/29/18)
Largest margin in a single quarter.....	+21 (27-6), 2Q vs. Oklahoma (12/2/18)
Largest margin of victory.....	52, at Elon (12/22/18)
Smallest margin of victory.....	2, at Vanderbilt (1/17/19)
Largest margin of defeat.....	26, vs. Mississippi State (1/14/19)
Smallest margin of defeat.....	2, vs. Texas A&M (1/24/19)
Largest halftime lead.....	32, at Elon (12/22/18)
Smallest halftime lead.....	3, at New Mexico (11/11/18) & at Ole Miss (1/31/19)
Times tied at halftime.....	1 - 35-35 vs. Tennessee (1/3/19)
Largest halftime deficit.....	20, at Missouri (1/27/19)
Smallest halftime deficit.....	1, vs. Coastal Carolina (12/18/18)
Largest rebounding margin.....	+27, vs. Grambling (11/6/18)
Smallest rebounding margin.....	+1, vs. Louisiana-Lafayette (11/25/18) & at XULA (11/28/18)
Last time tied in rebounding.....	30-30, at St. Joseph's (12/6/18)
Largest rebounding deficit.....	-19, vs. Mississippi State (1/14/19)
Smallest rebounding deficit.....	-2, vs. Samford (12/16/18)
Largest deficit overcome to win game.....	20, at Vanderbilt (1/17/19)
Largest lead lost.....	15, at Iowa State (11/13/18)

MISCELLANEOUS STATISTICS

Double-Doubles	Season	Career
Unique Thompson	9	16
Janiah McKay	1	2

30+ Point Games	Season	Career
20+ Point Games	Season	Career
Janiah McKay	5	22
Daisa Alexander	3	9
Unique Thompson	2	5
Brooke Moore	1	1

10+ Rebound Games	Season	Career
Unique Thompson	11	22

10+ Assist Games	Season	Career
Janiah McKay	1	2

5+ Steal Games	Season	Career
Crystal Primm	2	2
Daisa Alexander	1	2
Janiah McKay	0	5
Erica Sanders	0	1

5+ Block Games	Season	Career
Unique Thompson	0	1

GAMES LED AUBURN IN...

Scoring	Season	Career
Janiah McKay	9	37
Unique Thompson	7	12
Daisa Alexander	5	12
Robyn Benton	1	1
Emari Jones	1	1
Brooke Moore	1	1
Crystal Primm	1	1

Rebounding	Season	Career
Unique Thompson	19	38
Daisa Alexander	1	3
Crystal Primm	1	1
Erin Howard	1	1
Emari Jones	0	3
Abigail Jackson	0	2
Janiah McKay	0	2
Erica Sanders	0	2

Assists	Season	Career
Janiah McKay	11	68
Daisa Alexander	4	5
Unique Thompson	2	4
Erica Sanders	1	6
Emari Jones	1	2
Erin Howard	1	1

(includes games where lead was shared)

2018-19 DOUBLE-DOUBLES

Unique Thompson vs. Grambling (14 pts, 13 reb)
Janiah McKay vs. Grambling (16 pts, 10 ast)
Unique Thompson at New Mexico (19 pts, 19 reb)
Unique Thompson at Iowa State (19 pts, 14 reb)
Unique Thompson vs. UL-Lafayette (16 pts, 13 reb)
Unique Thompson vs. Oklahoma (14 pts, 17 reb)
Unique Thompson vs. North Carolina (21 pts, 18 reb)
Unique Thompson vs. Tennessee (19 pts, 12 reb)
Unique Thompson at Vanderbilt (16 pts, 13 reb)
Unique Thompson at Ole Miss (20 pts, 12 reb)

Last Time an Auburn Team...

Scored 90 points	Auburn 96, Elon 44, in Elon, N.C. (Dec. 22, 2018)
Scored 100 points	Auburn 119, Sam Houston State 54, in Auburn, Ala. (Dec. 5, 2008)
Scored 100 points in an SEC game	Auburn 102, Tennessee 96, SEC Tournament in Albany, Ga. (Mar. 6, 1987)
Scored 100 at home	Auburn 119, Sam Houston State 54, in Auburn, Ala. (Dec. 5, 2008)
Scored 80 points and lost	Virginia Tech 92, Auburn 87 [OT] in Auburn, Ala. (Dec. 18, 2016)
Scored 90 points and lost	Kentucky 91, Auburn 90 [2OT], in Auburn, Ala. (Feb. 2, 1986)
Scored 100 points and lost	Never
Scored 110+ points	Auburn 119, Sam Houston State 54, in Auburn, Ala. (Dec. 5, 2008)
Scored 50-59 points in a half	51 - 1st half at Elon in Elon, N.C. (Dec. 22, 2018)
Scored 60 or more points in a half	62 (2nd half) - vs. Drake in New Orleans, La. (Dec. 21, 2016)
Scored 30 or more points in a quarter	30 (1st quarter) - at St. Joseph's in Philadelphia, Pa. (Dec. 6, 2018)
Scored 50 points or less in a game	48 - at Kentucky in Lexington, Ky. (Feb. 1, 2018)
Scored 50 points or less and won	Auburn 47, Missouri 45 [SEC] in Jacksonville, Fla. (March 3, 2016)
Scored 40 points or less in a game	Georgia 63, Auburn 30, in Athens, Ga. (Jan. 28, 2016)
Scored less than 20 points in a quarter	2 points (1st quarter) at Missouri in Columbia, Mo. (Jan. 27, 2019)
Scored less than 20 points in a 1st half	16 points vs. Missouri in Auburn, Ala. (Feb. 15, 2018)
Scored less than 20 points in a 2nd half	18 points vs. Missouri [SEC] in Jacksonville, Fla. (March 3, 2016)
Had 35+ rebound margin	36 - (52-16) vs. Alabama A&M in Normal, Ala. (Nov. 19, 2013)
Had 25+ rebound margin	33 - (53-26) vs. Grambling State in Auburn, Ala. (Nov. 6, 2018)
Had 20+ rebound margin	33 - (53-26) vs. Grambling State in Auburn, Ala. (Nov. 6, 2018)
Attempted 30 free throws	36 - vs. Alabama State in Auburn, Ala. (Dec. 29, 2018)
Attempted 35 free throws	36 - vs. Alabama State in Auburn, Ala. (Dec. 29, 2018)
Attempted 40 free throws	41 - vs. Alabama State in Auburn, Ala. (Nov. 15, 2006)
Attempted 5 free throws or less	5 - vs. Tennessee [SEC] in Nashville, Tenn. (March 1, 2018)
Did not attempt a free throw	Never
Made 20 free throws	29 - vs. Alabama State (29-36) in Auburn, Ala. (Dec. 29, 2018)
Made 25 free throws	29 - vs. Alabama State (29-36) in Auburn, Ala. (Dec. 29, 2018)
Made 30 free throws	31 - vs. Northwestern State (31-43) (Dec. 30, 2003)
Had 25 assists	25 - vs. Ole Miss in Auburn, Ala. (Jan. 8, 2017)
Had 25 turnovers	25 - at Kentucky in Lexington, Ky. (Feb. 1, 2018)
Had 10 turnovers or less	9 - at Ole Miss in Oxford, Miss. (Jan. 31, 2019)
Had 25+ steals	Never
Had 20-24 steals	20 - vs. North Carolina in Myrtle Beach, S.C. (Dec. 20, 2018)
Had 15-19 steals	15 - vs. Mississippi State in Auburn, Ala. (Jan. 14, 2019)
Had 10-14 blocks	10 - vs. Louisiana Tech in Auburn, Ala. (Nov. 19, 2017)
Had 15+ blocks	15 - at Florida International in Miami, Fla. (Dec. 29, 2014)
Won an overtime game	Auburn 86, North Carolina 81 [1OT] in Myrtle Beach, S.C. (Dec. 20, 2018)
Lost an overtime game	Alabama 63, Auburn 61 [1OT] in Auburn, Ala. (Feb. 20, 2017)
Played a double overtime game	Auburn 70, Alabama 65 [2OT] in Auburn, Ala. (Feb. 27, 2014)
Played three or more overtimes	Never
Shot 70% for a half	70.4% (19-of-27), 2nd half at Elon in Elon, N.C. (Dec. 22, 2018)
Shot 60% for a game	63.3% (38-of-60) at Elon in Elon, N.C. (Dec. 22, 2018)
Shot less than 30% for a game	27.6% (21-of-76) vs. Missouri in Auburn, Ala. (Feb. 15, 2018)
Shot 90-99.9% from the free throw line (minimum 10 attempts)	92.3% (12-of-13) vs. Nicholls State in Auburn, Ala. (Nov. 9, 2018)
Shot 100% from the free throw line (minimum 10 attempts)	100% (16-of-16) vs. Texas A&M in Auburn, Ala. (Jan. 7, 2018)
Shot 50% on 3-pointers (minimum 5 attempts)	50.0% (6-of-12) at Missouri in Columbia, Mo. (Jan. 27, 2019)
Shot 20-30% in a half	20.0% (6-of-30), 2nd half vs. Vanderbilt in Auburn, Ala. (Feb. 12, 2018)
Shot less than 20% in a half	18.4% (7-of-38), 1st half vs. Missouri in Auburn, Ala. (Feb. 15, 2018)
Shot 55% or better and lost	58.1% (25-of-43) vs. Tennessee (Jan. 20, 2005)
Made at least 10 3-point field goals	10-of-35 vs. Alabama State in Auburn, Ala. (Dec. 29, 2018)
Failed to make a 3-point field goal	0-of-5 vs. Southern in Auburn, Ala. (Dec. 9, 2017)
Had 60+ rebounds	61 - vs. Stephen F. Austin in Auburn, Ala. (Dec. 17, 2007)
Had 50-59 rebounds	53 - vs. Grambling State in Auburn, Ala. (Nov. 6, 2018)
Defeated a Top-25 opponent	Auburn 80, #16 Florida 58, in Auburn, Ala. (Feb. 14, 2016)
Defeated a Top-10 opponent	Auburn 66, #7 Kentucky 61, in Auburn, Ala. (Jan. 3, 2016)
Defeated a Top-25 opponent on the road	Auburn 68, #16 Vanderbilt 62, in Nashville, Tenn. (Feb. 13, 2014)

Last Time an Auburn Player...

Scored 25 points	25 - Janiah McKay at Mississippi State in Starkville, Miss. (Feb. 22, 2018)
Scored 30 points	32 - Katie Frerking at Texas A&M in College Station, Texas (Feb. 5, 2017)
Scored 35 points	35 - DeWanna Bonner vs. Tennessee in Auburn, Ala. (Jan. 25, 2009)
Scored 40 points	41 - Conswella Sparrow vs. South Alabama (Feb. 17, 1998)
Had 10+ rebounds	12 - Unique Thompson at Ole Miss in Oxford, Miss. (Jan. 31, 2019)
Had 15+ rebounds	18 - Unique Thompson vs. North Carolina in Myrtle Beach, S.C. (Dec. 20, 2018)
Had 20 rebounds	20 - Monique Morehouse at LSU (Feb. 4, 1995)
Had 10 assists	10 - Janiah McKay vs. Grambling State (Nov. 6, 2018)
Had 15 assists	18 - Martha Monk vs. Alabama State (Feb. 18, 1981)
Had 5 blocks	6 - Unique Thompson vs. Louisiana Tech in Auburn, Ala. (Nov. 19, 2017)
Had 7 blocks	7 - Jassany Williams vs. Duke (Nov. 18, 2011)
Had 10 blocks	13 - Marita Payne vs. Arkansas (Feb. 3, 2005)
Had 5 steals	7 - Crystal Primm vs. Mississippi State in Auburn, Ala. (Jan. 14, 2019)
Had 8 steals	8 - Brandy Montgomery vs. East Carolina in Auburn, Ala. (Dec. 5, 2015)
Had 10 steals	10 - Kristen Mulligan vs. Northeast Illinois in Auburn, Ala. (Dec. 18, 1992)
Made 10 field goals	10 - Unique Thompson [10-18] vs. North Carolina in Myrtle Beach, S.C. (Dec. 20, 2018)
Made 15 field goals	15 - Conswella Sparrow (15-16) vs. South Alabama (Feb. 17, 1998)
Attempted 20 field goals	20 - Janiah McKay (9-20) at Missouri in Columbia, Mo. (Jan. 27, 2019)
Attempted 25 field goals	28 - Brandy Montgomery (8-28) at Marquette in Milwaukee, Wis. (Dec. 13, 2015)
Made 5 three-point field goals	5 - Brooke Moore vs. Alabama State in Auburn, Ala. (Dec. 29, 2018)
Made 8 three-point field goals	8 - Tiffany Krantz vs. Troy State in Auburn, Ala. (Nov. 21, 1997)
Attempted 10 three-point field goals	13 - Brooke Moore vs. Alabama State in Auburn, Ala. (Dec. 29, 2018)
Attempted 15 three-point field goals	16 - Brandy Montgomery at Marquette in Milwaukee, Wis. (Dec. 13, 2015)
Made 10 free throws	10 - Unique Thompson at Ole Miss in Oxford, Miss. (Jan. 31, 2019)
Made 15 free throws	Never
Shot 100% at the free throw line (min. 10 attempts)	11-11 - Janiah McKay vs. Texas A&M in Auburn, Ala. (Jan. 7, 2018)

SEC PRESEASON POLL (Media Vote)

Order of Finish

1. Mississippi State
2. South Carolina
3. Tennessee
4. Georgia
5. Missouri
6. Texas A&M
7. Kentucky
8. Auburn
9. LSU
10. Alabama
11. Arkansas
12. Florida
13. Vanderbilt
14. Ole Miss

Player of the Year

Teaira McCowan, Mississippi State

All-SEC Team

- Caliya Robinson, Georgia
- Anriel Howard, Mississippi State
- Teaira McCowan, Mississippi State
- Sophie Cunningham, Missouri
- Alexis Jennings, South Carolina
- Rennia Davis, Tennessee
- Chenedy Carter, Texas A&M

SEC PRESEASON POLL (Coaches' Vote)

Order of Finish

1. Mississippi State
2. South Carolina
3. Georgia
4. Tennessee
5. Missouri
6. Texas A&M
7. Kentucky
8. Auburn
9. LSU
10. Alabama
11. Arkansas
12. Florida
13. Vanderbilt
14. Ole Miss

Player of the Year

Teaira McCowan, Mississippi State

All-SEC First Team

- Caliya Robinson, Georgia
- Maci Morris, Kentucky
- Anriel Howard, Mississippi State
- Teaira McCowan, Mississippi State
- Sophie Cunningham, Missouri
- Tyasha Harris, South Carolina
- Rennia Davis, Tennessee
- Chenedy Carter, Texas A&M

All-SEC Second Team

- Malica Monk, Arkansas
- Janiah McKay, Auburn
- Unique Thompson, Auburn
- Taylor Murray, Kentucky
- Ayana Mitchell, LSU
- Shandricka Sessom, Ole Miss
- Amber Smith, Missouri
- Alexis Jennings, South Carolina
- Evina Westbrook, Tennessee

Had a double-double.....Unique Thompson (20 pts/12 reb) at Ole Miss in Oxford, Miss. (Jan. 31, 2019)
Had 2 consecutive double-doubles Unique Thompson: 19/14 at Iowa State; 16/13 vs. ULL (Nov. 13-25, 2018)
Had 3 consecutive double-doubles..... Unique Thompson: 19/19 at UNM; 19/14 at Iowa St., 16/13 vs. ULL (Nov. 11-25, 2018)
Had 4 consecutive double-doubles DeWanna Bonner: vs. SC, at OM, at UGA, vs. Vandy (Feb. 17-28, 2008)
Had 5 consecutive double-doubles.....Le'Coe Willingham: vs. ALA, at ARK, vs. MSU, at UT, at UK (Jan. 22-Feb. 5, 2004)
Had a double-double at halftime..... Unique Thompson (10 pts/10 rebs) vs. Louisiana Tech in Auburn, Ala. (Nov. 19, 2017)
Two players had a double-doubleUnique Thompson (14 p/13 r) & Janiah McKay (16 p/10 a) vs. Grambling State (Nov. 6, 2018)
Recorded a double-double with points and assistsJaniah McKay (16 pts/10 assists) vs. Grambling State (Nov. 6, 2018)
Scored 20 points & had 20 rebounds..... Lauretta Freeman (30 pts/21 rebs.) vs. Alabama, (Feb. 17, 1993)
Had a triple-double.....Whitney Boddie (24 pts./11 rebs./12 asst.) vs. Sam Houston State (Dec. 5, 2008)
Two players scored 20 points Janiah McKay (21) and Unique Thompson (21) vs. North Carolina in Myrtle Beach, S.C. (Dec. 20, 2018)
Two players scored 30 points..... Laticia Morris (33 points) & Tara Williams (30 points) vs. South Alabama (Jan. 14, 1997)
Had 2 straight 25-point games..... Janiah McKay: 27 at South Carolina, 26 vs. Arkansas (Jan. 11-14, 2018)
Had 3 straight 25-point games.....Janiah McKay: 25 pts vs. Texas A&M, 27 pts at South Carolina, 26 pts vs. Arkansas (Jan. 7-14, 2018)
Zero players scored in double figures..... at Georgia in Athens, Ga. (Jan. 28, 2016)
Only one player scored in double figures..... Daisa Alexander (22) at Georgia in Athens, Ga. (Jan. 21, 2018)
Five players scored in double figures..... Thompson (19), Primm (16), Alexander (13), Howard (11), McKay (10) vs. Tennessee (Jan. 3, 2019)
Six players scored in double figures.....McKay/Benton (16), Primm (15), Thompson (14), Alexander/Jones (13) vs. Grambling (Nov. 6, 2018)
Seven players scored in double figures.....Carrier (19 pts.), Bonner (18 pts.), Smalley (16 pts.), Boddie (13 pts.)
 R. Hobbs (13 pts.), Hilliard (13 pts.) & S. Hobbs (10 pts.) vs. Sam Houston State (Dec. 5, 2008)
Two players had 10 rebounds..... Unique Thompson (13) and Emari Jones (10) vs. Louisiana-Lafayette in Auburn, Ala. (Nov. 25, 2018)
Three players had 10 rebounds Jordan Greenleaf (12 rebs.), DeWanna Bonner (12 rebs.) & Whitney Boddie (10 rebs.)
 vs. Oakland (Nov. 21, 2007)
Played every minute.....Jordan Greenleaf (40 mins.) vs. Florida in Duluth, Ga. [SEC] (Mar. 4, 2010)
Played 40 or more minutes in OT gameUnique Thompson (43 mins.) vs. North Carolina in Myrtle Beach, S.C. (Dec. 20, 2018)
Attempted a slam dunk..... Hasina Muhammad vs. St. John's in Auburn, Ala. (Dec. 6, 2013)
Made a shot from half-court or beyond..... Brooke Moore (2nd quarter) vs. Alabama State in Auburn, Ala. (Dec. 29, 2018)

Last Time an Auburn Opponent...

Shot less than 30% in a game (SEC) Florida - 25.5% (13-of-51) in Gainesville, Fla. (Feb. 28, 2016)
Shot less than 30% in a game (Non-conf) Alabama State - 29.8% (14-of-47) in Auburn, Ala. (Dec. 29, 2018)
Shot 60% in a game Vanderbilt - 61.0% in Nashville, Tenn. (Jan. 17, 2019)
Scored 90 points..... Virginia Tech 92, Auburn 87 [OT] in Auburn, Ala. (Dec. 18, 2016)
Scored 100 points Georgia 102, Auburn 72 in Athens, Ga. (Mar. 3, 1984)
Scored 100 points at Auburn..... Tuskegee 105, Auburn 98 (2OT) (Feb. 12, 1979)
Scored 100 points and Lost..... Never
Had 25+ rebound margin..... Never
Had a 20+ rebound margin.....20 - Alabama (56-36) in Auburn, Ala. (Feb. 20, 2017)
Scored less than 10 points in a quarter..... 9 - Alabama State (3rd quarter) in Auburn, Ala. (Dec. 29, 2018)
Scored less than 10 points in all four quarters Winthrop (9-8-8-8) in Auburn, Ala. (Dec. 16, 2015)
Scored 30 or more points in a quarter..... 30 - South Carolina (1st quarter) in Columbia, S.C. (Jan. 11, 2018)
Scored less than 10 points in a half 8 - Jacksonville (1st half) in Auburn, Ala. (Dec. 28, 2016)
Scored less than 20 points in a 1st half.....19 - Elon in Elon, N.C. (Dec. 22, 2018)
Scored less than 20 points in a 2nd half.....19 - Florida in Auburn, Ala. (Dec. 31, 2017)
Had 50 rebounds56 - Alabama in Auburn, Ala. (Feb. 20, 2017)
Had 25 assists.....25 - Florida International in Miami, Fla. (Dec. 19, 1993)
Had 25-29 turnovers 25 - at Alabama in Tuscaloosa, Ala. (Jan. 10, 2019)
Had 30-34 turnovers 30 - XULA in Auburn, Ala. (Dec. 28, 2017)
Had 35+ turnovers 35 - ULM in Auburn, Ala. (Nov. 27, 2017)
Had 15 steals.....15 - East Carolina in Auburn, Ala. (Dec. 5, 2015)
Had 10 blocks.....11 - at Baylor [NCAA] in Waco, Texas (March 20, 2016)
Failed to make a 3-point field goal LSU (0-6) in Baton Rouge, La. (Feb. 1, 2016)
Attempted 35 free throws 35 - Florida in Gainesville, Fla. (Feb. 28, 2016)
Made 30 free throws30 - Arkansas (Jan. 22, 1995)
Made 10 three-point field goals12 - Missouri (12-26) in Columbia, Mo. (Jan. 27, 2019)
Made 15 three-point field goals18 - Missouri in Columbia, Mo. (Jan. 6, 2013)
Scored 41-50 points in a game..... 50 - Alabama State in Auburn, Ala. (Dec. 29, 2018)
Scored 31-40 points in a game..... 40 - Georgetown in Nashville, Tenn. (Nov. 24, 2017)
Scored 30 points or less.....26 - Georgia in Athens, Ga. (Feb. 22, 2015)
Scored 25 points or less..... 25 - Puerto Rico Mayaguez (Dec. 17, 2000)

Last Time an Opposing Player...

Scored 30+ points (non-conference)30 - Nina Davis of Baylor [NCAA] in Waco, Texas (March 20, 2016)
Scored 30+ points (SEC) 30 - Sophie Cunningham of Missouri in Columbia, Mo. (Jan. 27, 2019)
Scored 35+ points 38 - Lindsay Shearer of Kent State in Kent, Ohio (Nov. 20, 2005)
Attempted 25 field goals 27 - Jantel Lavender (9-27) of Ohio State (Nov. 23, 2008)
Scored 20 points & had 20 rebounds..... Young of Baylor in the WNIT Championship Game, (20 pts./25 rebs.) (Apr. 4, 2003)
Two players scored 20 pointsMeme Jackson (27) and Rennia Davis (23) of Tennessee in Auburn, Ala. (Jan. 3, 2019)
Three players scored 20 points by LSU in Baton Rouge, Chatman (22 pts), Johnson (21 pts) & Lowery (20 pts) (Jan. 12, 1991)
Five players scored in double figures..... Lorenzen (10), Needles (11), Lewis (10), Williams (11), Copeland (12) of Florida (Jan. 4, 2015)
Six players scored in double figures.....Williams (10), Lewis (13), Bonds (18), Peoples (10), Miller (12), Svetel (12) of Florida (Jan. 26, 2014)
Recorded a double-doubleN'dea Jones (11 pts/15 reb) of Texas A&M in Auburn, Ala. (Jan. 24, 2019)
Recorded a double-double with points and assists..... Tyasha Harris (12 pts/11 ast) of South Carolina in Columbia, S.C. (Jan. 11, 2018)
Recorded a triple-double..... Ceira Ricketts (14 pts./13 rebs./12 asst.) of Arkansas (Jan. 18, 2009)
Two players recorded a double-double..... Wilson (19 pts/11 reb) & Harris (12 pts/11 ast) of South Carolina in Columbia, S.C. (Jan. 11, 2018)
Committed 10+ turnovers 12 - Amber Dixon of Louisiana Tech in Auburn, Ala. (Nov. 19, 2017)
Had 15-19 rebounds.....15 - by N'dea Jones of Texas A&M in Auburn, Ala. (Jan. 24, 2019)
Had 20+ rebounds20 - Caitlyn Ramirez of Troy in Auburn, Ala. (Nov. 11, 2016)
Had 10 assists..... 11 - Tyasha Harris of South Carolina in Columbia, S.C. (Jan. 11, 2018)
Had 15 assists 16 - Cindy McMahan of Alabama-Huntsville (Nov. 24, 1980)
Had 5 blocks5 - Ashley Knight of Alabama in Tuscaloosa, Ala. (Feb. 18, 2018)
Had 10 blocks..... Never
Had 5 steals..... 5 - DJ Williams of Coastal Carolina in Myrtle Beach, S.C. (Dec. 18, 2018)
Made 15 field goals 15 - Charmique Holdscraw (15-21) of Tennessee (Feb. 1, 1998)
Made 10 3-point field goals.....11 - Morgan Eye (11-18) of Missouri in Columbia, Mo. (Jan. 6, 2013)

2018-19 Auburn Individual Highs...**First Half**

Points.....	16, Unique Thompson at Iowa State (11/13/18)
Field Goals Made.....	6, 4x; last, Unique Thompson at Vanderbilt (1/17/19)
Field Goal Attempts.....	10, 3x; last, Janiah McKay vs. Texas A&M (1/24/19)
3-Point Field Goals Made	3, 4x; last, Robyn Benton at Elon (12/22/18)
3-Point Field Goal Attempts	8, Emari Jones vs. Coastal Carolina (12/18/18)
Free Throws Made	6, Janiah McKay at New Mexico (11/11/18)
Free Throws Attempted	8, Janiah McKay at New Mexico (11/11/18)
Rebounds	11, 2x; last, Unique Thompson vs. Oklahoma (12/2/18)
Assists	5, 2x; last, Janiah McKay vs. Nicholls State (11/9/18)
Blocked Shots.....	2, 3x; last, Unique Thompson vs. Alabama State (12/29/18)
Steals	4, Crystal Primm vs. Mississippi State (1/14/19)

Second Half

Points.....	17, Brooke Moore vs. Alabama State (12/29/18)
Field Goals Made.....	6, 3x; last, Daisa Alexander at Florida (1/6/19)
Field Goal Attempts.....	11, 2x; last, Janiah McKay at Missouri (1/27/19)
3-Point Field Goals Made	3, 4x; last, Brooke Moore vs. Mississippi State (1/14/19)
3-Point Field Goal Attempts	8, Brooke Moore vs. Alabama State (12/29/18)
Free Throws Made	9, Janiah McKay at St. Joseph's (12/6/18)
Free Throws Attempted	10, 2x; last, Crystal Primm vs. Coastal Carolina (12/18/18)
Rebounds	11, Unique Thompson vs. UL-Lafayette (11/25/18)
Assists	5, Janiah McKay vs. Grambling (11/6/18)
Blocked Shots.....	2, 5x; last, Howard/Jackson vs. Alabama State (12/29/18)
Steals	5, Crystal Primm vs. Nicholls State (11/9/18)

Game

Points.....	23, 2x; last, Janiah McKay at Missouri (1/27/19)
Field Goals Made.....	10, Unique Thompson vs. North Carolina (12/20/18)
Field Goal Attempts.....	20, Janiah McKay at Missouri (1/27/19)
3-Point Field Goals Made	5, 2x; last, Brooke Moore vs. Alabama State (12/29/18)
3-Point Field Goal Attempts	13, Brooke Moore vs. Alabama State (12/29/18)
Free Throws Made	10, 2x; last, Unique Thompson at Ole Miss (1/31/19)
Free Throws Attempted	13, Janiah McKay vs. North Carolina (12/20/18)
Rebounds	19, Unique Thompson at New Mexico (11/11/18)
Assists	10, Janiah McKay vs. Grambling (11/6/18)
Blocked Shots.....	3, 2x; last, Unique Thompson vs. Alabama State (12/29/18)
Steals	7, Crystal Primm vs. Mississippi State (1/14/19)

2018-19 Auburn Team Highs...**First Half**

Points.....	51 at Elon (12/22/18)
Field Goals Made.....	19 at Elon (12/22/18)
Field Goal Attempts.....	41 vs. North Carolina (12/20/18)
3-Point Field Goals Made	7 at Elon (12/22/18)
3-Point Field Goal Attempts	17 vs. CCU (12/18/18) & vs. Alabama State (12/29/18)
Free Throws Made	15 at New Mexico (11/11/18)
Free Throws Attempted	20 at New Mexico (11/11/18)
Rebounds	29 at New Mexico (11/11/18)
Assists	12, 2x; last at XULA (11/28/18)
Blocked Shots.....	3, 3x; last vs. Alabama State (12/29/18)
Steals	9 vs. North Carolina (12/20/18) & vs. Alabama State (12/29/18)

Second Half

Points.....	53 vs. Grambling (11/6/18)
Field Goals Made.....	22 vs. Grambling (11/6/18)
Field Goal Attempts.....	41 vs. Nicholls State (11/9/18)
3-Point Field Goals Made	7 vs. Oklahoma (12/2/18) & at Elon (12/22/18)
3-Point Field Goal Attempts	18 vs. Alabama State (12/29/18)
Free Throws Made	16 vs. CCU (12/18/18) & vs. Alabama State (12/29/18)
Free Throws Attempted	22 vs. Coastal Carolina (12/18/18)
Rebounds	25 vs. Grambling (11/6/18)
Assists	16 vs. Grambling (11/6/18)
Blocked Shots.....	6 vs. Alabama State (12/29/18)
Steals	13 vs. Nicholls State (11/9/18)

Game

Points.....	97 vs. Grambling (11/6/18)
Field Goals Made.....	38 vs. Grambling (11/6/18) & at Elon (12/22/18)
Field Goal Attempts.....	85 vs. North Carolina (12/20/18)
3-Point Field Goals Made	14 at Elon (12/22/18)
3-Point Field Goal Attempts	35 vs. Alabama State (12/29/18)
Free Throws Made	29 vs. Alabama State (12/29/18)
Free Throws Attempted	36 vs. Alabama State (12/29/18)
Rebounds	53 vs. Grambling (11/6/18)
Assists	24 vs. Grambling (11/6/18)
Blocked Shots.....	9 vs. Alabama State (12/29/18)
Steals	20 vs. North Carolina (12/20/18)
Turnovers Forced.....	29 vs. Samford (12/16/18)

Specialty Statistics (Auburn-Opponent)

Opponent	Points in the Paint	Points off Turnovers	2nd-Chance Points	Fast-Break Points	Bench Points
Grambling	44-22	28-19	28-9	15-12	26-15
Nicholls State	36-22	29-11	11-2	12-6	17-10
at New Mexico	40-24	16-12	18-11	11-26	12-20
at Iowa State	20-26	19-19	7-14	2-2	5-7
Louisiana-Lafayette	32-24	27-17	7-12	12-4	22-18
at Xavier (La.)	32-20	27-16	16-11	8-2	20-32
Oklahoma	40-30	25-10	11-11	16-6	26-17
at St. Joseph's	36-26	20-4	5-7	14-7	14-22
Samford	26-22	30-3	12-3	6-4	15-24
vs. Coastal Carolina	32-34	30-14	20-20	6-2	19-29
vs. North Carolina	42-26	38-16	24-13	2-6	13-25
at Elon	40-16	27-7	18-7	12-0	41-17
Alabama State	22-18	34-5	18-14	8-6	49-22
Tennessee	34-32	20-13	19-14	2-12	0-3
at Florida	30-14	31-12	5-7	6-4	6-21
at Alabama	42-26	28-18	6-11	8-2	12-3
Mississippi State	20-44	20-15	11-18	13-12	19-27
at Vanderbilt	38-26	24-17	19-7	4-2	13-4
Texas A&M	34-28	26-13	9-13	6-2	14-0
at Missouri	26-16	20-1	10-6	0-0	13-7
at Ole Miss	28-20	15-7	14-15	4-0	9-9
TOTALS	694-516	526-249	288-225	167-117	365-332
Averages	33.0-24.6	25.0-11.9	13.7-10.7	8.0-5.6	17.4-15.8

Lead-Deficit Comparison

Opponent	Largest Lead	Largest Deficit	Lead Changes	Ties	Result
Grambling	49 (4th, 0:09)	4 (1st, 8:38)	1	0	W, 97-48
Nicholls State	29 (4th, 6:21)	--	0	0	W, 80-59
at New Mexico	8 (2nd, 8:50)	4 (2nd, 1:14)	15	16	W, 79-76
at Iowa State	15 (2nd, 2:26)	10 (4th, 2:21)	1	2	L, 64-67
Louisiana-Lafayette	16 (4th, 6:20)	--	0	0	W, 71-59
at Xavier (La.)	20 (4th, 5:26)	2 (1st, 9:34)	1	2	W, 77-58
Oklahoma	22 (3rd, 8:09)	8 (1st, 1:21)	3	1	W, 95-79
at St. Joseph's	16 (1st, 0:30)	2, (1st, 8:19)	4	1	W, 81-70
Samford	34 (4th, 9:50)	--	0	0	W, 73-46
vs. Coastal Carolina	8 (4th, 2:32)	7 (2nd, 5:34)	17	7	W, 84-78
vs. North Carolina	11 (3rd, 5:37)	5 (2nd, 9:42)	7	6	W, 86-81 (OT)
at Elon	54 (4th, 0:20)	--	0	0	W, 96-44
Alabama State	37 (4th, 1:14)	--	0	0	W, 83-50
Tennessee	3 (1st, 9:14)	9, (4th, 0:09)	9	8	L, 69-78
at Florida	11 (4th, 0:11)	8 (3rd, 7:32)	10	5	W, 64-56
at Alabama	15 (2nd, 2:35)	2 (1st, 5:34)	2	2	W, 66-56
Mississippi State	--	27 (4th, 5:49)	0	2	L, 59-85
at Vanderbilt	2 (4th, 0:09)	20 (3rd, 7:56)	3	3	W, 72-70
Texas A&M	8 (2nd, 1:51)	11 (4th, 5:58)	6	4	L, 67-69
at Missouri	--	29 (3rd, 4:39)	0	0	L, 65-74
at Ole Miss	22 (4th, 4:39)	1 (2nd, 9:11)	1	4	W, 64-51

Comparison Statistics (Auburn/Opponent)

Opponent	1st	2nd	Score	Mar	Total FG	FG Pct	3-Pointers	3FG Pct	Free Throws	FT Pct	Reb.	Mar	Assist	TO	Blk	Stl	Fouls
Grambling	44/20	53/28	97-48	+49	38-71/15-58	.535/.259	9-28/3-15	.321/.200	12-17/15-20	.706/.750	53/26	+27	24/9	18/20	6/0	11/10	18/20
Nicholls State	37/26	43/33	80-59	+21	32-71/20-53	.451/.377	4-18/9-24	.222/.375	12-13/10-11	.923/.909	42/28	+14	19/16	16/24	5/0	18/7	17/14
New Mexico	36/33	33/33	79-76	+3	28-68/24-63	.412/.381	4-17/12-37	.235/.324	19-25/16-24	.760/.667	45/39	+6	11/18	17/17	2/2	10/11	18/18
Iowa State	38/29	26/38	64-67	(3)	23-56/23-62	.411/.371	8-24/9-32	.333/.281	10-17/12-24	.588/.500	36/42	(6)	10/13	16/15	3/3	6/8	22/13
UL-Lafayette	34/26	37/33	71-59	+12	27-61/20-60	.443/.333	6-14/5-17	.429/.294	11-17/14-16	.647/.875	38/37	+1	19/6	22/26	5/2	15/12	20/19
Xavier (La.)	39/30	38/28	77-58	+19	29-66/20-49	.439/.408	10-24/8-33	.417/.364	9-17/10-10	.529/1.000	34/33	+1	22/13	14/25	5/0	14/9	16/16
Oklahoma	44/30	51/49	95-79	+16	36-74/28-61	.486/.459	13-29/10-23	.448/.435	10-13/13-26	.769/.500	39/39	-	15/14	12/21	1/2	12/10	18/17
St. Joseph's	42/30	39/40	81-70	+11	29-54/27-61	.537/.443	5-12/13-32	.417/.406	18-23/3-6	.783/.500	30/30	-	13/21	10/14	0/1	9/4	9/14
Samford	36/17	37/29	73-46	+27	25-64/19-51	.391/.373	6-16/7-21	.375/.333	17-20/1-2	.850/.500	34/36	(2)	10/16	12/29	3/2	15/7	8/20
Coastal Carolina	38/39	46/39	84-78	+6	28-67/27-59	.418/.458	7-27/5-25	.259/.200	21-27/19-26	.778/.731	36/41	(5)	11/10	15/23	0/1	8/7	23/23
North Carolina	34/29	40/35	86-81OT	+5	34-85/32-62	.400/.516	5-22/9-26	.227/.346	13-18/8-9	.722/.889	46/40	+6	8/20	15/27	3/4	20/7	17/20
Elon	51/19	45/25	96-44	+52	38-60/15-49	.633/.306	14-26/4-15	.538/.267	6-7/10-16	.857/.625	37/21	+16	18/9	12/20	3/0	10/7	20/9
Alabama State	37/20	46/30	83-50	+34	22-70/14-47	.314/.298	10-35/5-14	.286/.357	29-36/17-20	.806/.850	42/38	+4	12/9	6/24	9/1	17/2	18/28
Tennessee	35/35	34/43	69-78	(9)	24-70/27-50	.343/.540	6-22/7-15	.273/.467	15-20/17-23	.750/.739	29/43	(14)	10/18	11/23	2/4	9/9	18/18
Florida	25/31	39/25	64-56	+8	24-54/18-52	.444/.346	6-18/11-31	.333/.355	10-14/9-12	.714/.750	34/32	+2	9/12	15/20	1/1	11/7	19/13
Alabama	36/23	30/33	66-56	+10	29-52/22-55	.558/.400	4-14/8-23	.286/.348	4-8/4-7	.500/.571	27/33	(6)	16/14	17/25	2/2	16/9	15/13
Mississippi State	28/38	31/47	59-85	(26)	23-59/29-55	.390/.527	5-20/4-12	.250/.333	8-10/23-30	.444/.767	24/43	(19)	8/16	16/20	2/5	15/8	25/17
Vanderbilt	29/42	43/28	72-70	+2	30-67/25-41	.448/.610	5-18/9-13	.278/.692	7-11/11-15	.636/.733	27/30	(3)	10/19	10/21	1/2	12/4	18/14
Texas A&M	30/22	37/47	67-69	(2)	25-62/23-48	.403/.479	8-20/6-16	.400/.375	9-11/17-28	.818/.607	30/39	(9)	9/10	12/21	0/3	11/5	20/14
Missouri	23/43	42/31	65-74	(9)	26-62/22-45	.419/.489	6-12/12-26	.500/.462	7-16/18-23	.438/.783	28/38	(10)	7/19	6/17	1/5	8/4	20/17
Ole Miss	27/24	37/27	64-51	+13	21-60/18-51	.350/.353	4-20/7-24	.200/.292	18-24/8-11	.750/.727	40/38	+2	16/11	9/20	2/1	14/6	19/16

Scoring Breakdown

(Percentage of total points in parentheses)

Opponent	Front Court	Back Court	Sr.	Jr.	So.	Fr.	Starters	Bench
Grambling	40 (41.2)	57 (58.7)	29	28	18	22	71 (73.2)	26 (26.8)
Nicholls State	22 (27.5)	58 (72.5)	29	28	12	11	63 (78.8)	17 (21.2)
at New Mexico	39 (49.3)	40 (50.7)	24	24	21	10	67 (84.8)	12 (15.2)
at Iowa State	28 (43.8)	36 (56.2)	29	11	21	3	59 (92.2)	5 (7.8)
Louisiana-Lafayette	32 (45.1)	39 (54.9)	21	12	21	17	49 (69.0)	22 (31.0)
at Xavier (La.)	31 (40.3)	46 (59.7)	25	17	21	14	57 (74.0)	20 (26.0)
Oklahoma	34 (35.8)	61 (64.2)	22	33	18	24	69 (72.6)	26 (27.4)
at St. Joseph's	30 (37.0)	51 (63.0)	25	30	12	14	67 (82.7)	14 (17.3)
Samford	19 (26.0)	54 (74.0)	28	25	5	15	58 (79.5)	15 (20.5)
vs. Coastal Carolina	34 (40.5)	50 (59.5)	37	17	16	14	65 (77.4)	19 (22.6)
vs. North Carolina	42 (48.8)	44 (51.2)	30	24	21	11	73 (84.9)	13 (15.1)
at Elon	43 (44.8)	53 (55.2)	18	23	20	35	55 (57.3)	41 (42.7)
Alabama State	33 (39.8)	50 (60.2)	7	21	11	44	34 (41.0)	49 (59.0)
Tennessee	46 (66.7)	13 (33.3)	10	29	19	11	69 (100.0)	0 (0.0)
at Florida	20 (31.3)	44 (60.7)	16	31	8	9	58 (90.6)	6 (9.4)
at Alabama	33 (50.0)	33 (50.0)	14	32	15	5	54 (81.8)	12 (10.2)
Mississippi State	2 (3.4)	57 (96.6)	6	32	2	19	40 (67.8)	19 (32.2)
at Vanderbilt	23 (31.9)	49 (60.1)	24	22	16	8	59 (81.9)	13 (18.1)
Texas A&M	18 (26.9)	49 (73.1)	23	22	8	14	53 (79.1)	14 (20.9)
at Missouri	21 (32.3)	44 (67.7)	23	23	6	13	52 (80.0)	13 (20.0)
at Ole Miss	32 (50.0)	32 (50.0)	6	21	20	17	55 (85.9)	9 (14.1)

Game-by-Game Leaders

	Points	Rebounds	Assists	Steals	Blocked Shots
Grambling	16-McKay/Benton	13-Unique Thompson	10-Janiah McKay	3-McKay/Benton	2-McKay/Thompson
Nicholls State	20-Daisa Alexander	10-Unique Thompson	7-Janiah McKay	5-Crystal Primm	2-Unique Thompson
at New Mexico	19-Thompson/McKay	19-Unique Thompson	6-Janiah McKay	3-Alexander/McKay	1-Thompson/Howard
at Iowa State	19-Unique Thompson	14-Unique Thompson	3-McKay/Jones	2-Daisa Alexander	2-Unique Thompson
UL-Lafayette	16-Unique Thompson	13-Unique Thompson	8-Daisa Alexander	4-Unique Thompson	3-Abigayle Jackson
at Xavier (La.)	16-Emari Jones	8-Unique Thompson	7-Janiah McKay	3-Thompson/Alexander	2-Abigayle Jackson
Oklahoma	19-Daisa Alexander	17-Unique Thompson	5-Daisa Alexander	3-Crystal Primm	1-Crystal Primm
at St. Joseph's	21-Janiah McKay	6-Unique Thompson	4-McKay/Alexander	4-Janiah McKay	(none)
Samford	20-Janiah McKay	6-Unique Thompson	4-Janiah McKay	4-Janiah McKay	1-(three players)
vs. Coastal Carolina	21-Janiah McKay	7-Unique Thompson	4-Janiah McKay	3-Emari Jones	(none)
vs. North Carolina	21-McKay/Thompson	18-Unique Thompson	4-Janiah McKay	4-(three players)	1-(three players)
at Elon	17-Crystal Primm	7-Primm/Howard	4-Janiah McKay	3-Daisa Alexander	2-Erin Howard
Alabama State	23-Brooke Moore	8-Unique Thompson	3-Janiah McKay	3-(three players)	3-Unique Thompson
Tennessee	19-Unique Thompson	12-Unique Thompson	3-Daisa Alexander	3-Daisa Alexander	1-Thompson/Jackson
at Florida	22-Daisa Alexander	9-Unique Thompson	6-Janiah McKay	5-Daisa Alexander	1-Erin Howard
at Alabama	22-Daisa Alexander	9-Unique Thompson	5-Erin Howard	4-Daisa Alexander	1-Howard/Jackson
Mississippi State	18-Daisa Alexander	5-Daisa Alexander	3-McKay/Sanders	7-Crystal Primm	1-Moore/Sanders
at Vanderbilt	19-Janiah McKay	13-Unique Thompson	6-Janiah McKay	4-Primm/McKay	1-Unique Thompson
Texas A&M	17-Janiah McKay	10-Unique Thompson	3-Janiah McKay	4-Crystal Primm	(none)
at Missouri	23-Janiah McKay	7-Unique Thompson	2-Alexander/Thompson	2-Primm/Moore	1-Crystal Primm
at Ole Miss	20-Unique Thompson	12-Unique Thompson	6-Janiah McKay	4-Daisa Alexander	1-Thompson/White

2018-19 Starting Lineups

	Point Guard (1)	Wing (2)	Wing (3)	Wing (4)	Post (5)
Grambling	Janiah McKay	Daisa Alexander	Crystal Primm	Emari Jones	Unique Thompson
Nicholls State	Janiah McKay	Daisa Alexander	Crystal Primm	Emari Jones	Unique Thompson
at New Mexico	Janiah McKay	Daisa Alexander	Crystal Primm	Emari Jones	Unique Thompson
at Iowa State	Janiah McKay	Daisa Alexander	Crystal Primm	Emari Jones	Unique Thompson
Louisiana-Lafayette	Janiah McKay	Daisa Alexander	Crystal Primm	Emari Jones	Unique Thompson
at Xavier (La.)	Janiah McKay	Daisa Alexander	Crystal Primm	Emari Jones	Unique Thompson
Oklahoma	Janiah McKay	Daisa Alexander	Crystal Primm	Emari Jones	Unique Thompson
at St. Joseph's	Janiah McKay	Daisa Alexander	Crystal Primm	Emari Jones	Unique Thompson
Samford	Janiah McKay	Daisa Alexander	Crystal Primm	Emari Jones	Unique Thompson
vs. Coastal Carolina	Janiah McKay	Daisa Alexander	Crystal Primm	Emari Jones	Unique Thompson
vs. North Carolina	Janiah McKay	Daisa Alexander	Crystal Primm	Emari Jones	Unique Thompson
at Elon	Janiah McKay	Daisa Alexander	Crystal Primm	Emari Jones	Unique Thompson
Alabama State	Janiah McKay	Daisa Alexander	Crystal Primm	Emari Jones	Unique Thompson
Tennessee	Janiah McKay	Daisa Alexander	Crystal Primm	Erin Howard	Unique Thompson
at Florida	Janiah McKay	Daisa Alexander	Crystal Primm	Erin Howard	Unique Thompson
at Alabama	Janiah McKay	Daisa Alexander	Crystal Primm	Erin Howard	Unique Thompson
Mississippi State	Janiah McKay	Daisa Alexander	Crystal Primm	Erin Howard	Unique Thompson
at Vanderbilt	Janiah McKay	Daisa Alexander	Crystal Primm	Erin Howard	Unique Thompson
Texas A&M	Janiah McKay	Daisa Alexander	Erica Sanders	Crystal Primm	Unique Thompson
at Missouri	Janiah McKay	Daisa Alexander	Erica Sanders	Crystal Primm	Unique Thompson
at Ole Miss	Janiah McKay	Daisa Alexander	Crystal Primm	Erin Howard	Unique Thompson

Record by Starting Lineup

McKay, Alexander, Primm, Jones, Thompson12-1 (.923)
McKay, Alexander, Primm, Howard, Thompson4-2 (.667)
McKay, Alexander, Sanders, Primm, Thompson0-2 (.000)



Terri

WILLIAMS-FLOURNOY

Head Coach

Seventh Season at Auburn • 15th as a Head Coach • 27th Season in coaching

Hampton, Va. • Penn State, 1991

- Has taken her teams to postseason appearances in eight of the last 10 years, including five NCAA Tournament appearances
- Led Auburn to 19 or more wins in three of her first five years
- Has had six players selected to All-SEC teams
- Auburn has forced an average of 20.0+ turnovers per game under Coach Flo
- Led Auburn to the postseason in four of her first five seasons, advancing to WNIT Quarterfinals in 2013 and Third Round in 2014, along with NCAA Tournament in 2016 and 2017
- Won her 100th game at Auburn on Feb. 8, 2018, defeating LSU 70-62
- Picked up her 200th career head coaching victory Dec. 5, 2015 at home vs. East Carolina
- Won 250th career game at Xavier (La.) on Nov. 28, 2018
- Recorded her 400th career win as a collegiate coach in Auburn's 68-58 win over Hofstra on Dec. 9, 2012
- Won her 500th game as a collegiate coach with victory over Louisiana-Lafayette on Nov. 25, 2018
- Picked up first SEC win in 50-47 win over #23 Arkansas in 2013
- Earned second win over ranked opponent at Auburn and snapped 21-game skid to #16 Vanderbilt with 68-62 win in Nashville on Feb. 13, 2014
- Picked up first top-10 win with a 66-61 victory over #7 Kentucky on Jan. 3, 2016
- Has 260 wins as a head coach and 251 as an assistant for a .620 winning percentage over 27 years as a collegiate coach
- Has been part of six conference championships and 20 post-season appearances as an assistant and head coach
- 2010 Black Coaches Association Coach of the Year
- Served as an assistant coach for Team USA that won a gold medal at the 2011 World University Games in Shenzhen, China
- Coached teams to 14 NCAA Tournament appearances, nine as an assistant and five as a head coach
- Has coached 24 players that have gone on to the professional ranks, including seven in the WNBA
- As an assistant, helped coach Georgia to an NCAA Final Four appearance and two NCAA Elite Eight appearances
- Coached three Georgetown players to three all-conference honors and one All-America award
- Has a 599-351 record in 31 seasons as a head coach, assistant coach and player
- Helped coach Georgetown to a Big East title in 1992
- As an assistant coach at Southwest Missouri State, helped the team to two straight NCAA Tournaments and two consecutive Missouri Valley Conference Tournament titles

All-time record as player and coach:	600-351 (.631)	31 seasons
Record as collegiate player:	88-36 (.709)	4 seasons
Record as collegiate coach:	512-315 (.619)	27 seasons
Record as collegiate assistant coach:	251-116 (.683)	12 seasons
Record as collegiate head coach:	261-200 (.566)	15 seasons
Record as Auburn head coach:	118-96 (.551)	7 seasons

Williams-Flournoy Year-by-Year

Penn State, Player (1987-91)

Year	Record	Conf.	Other Information
1987-88	20-13	11-7	NCAA Second Round
1988-89	14-14	12-6	
1989-90	25-7	15-3	NCAA Second Round
1990-91	29-2	17-1	NCAA Second Round

Georgetown, Assistant Coach (1992-96)

Year	Record	Conf.	Other Information
1992-93	23-7	15-3	Big East Champions NCAA Sweet 16
1993-94	12-15	6-12	
1994-95	11-17	6-12	
1995-96	12-15	7-11	

Georgia, Assistant Coach (1996-2002)

Year	Record	Conf.	Other Information
1996-97	25-6	11-1	SEC Champions NCAA Elite Eight
1997-98	17-11	8-6	NCAA First Round
1998-99	27-7	9-5	NCAA Final Four
1999-2000	32-4	13-1	SEC Champions NCAA Elite Eight
2000-01	27-6	11-3	SEC Tournament Champions NCAA Second Round
2001-02	19-11	6-8	NCAA First Round

Southwest Missouri State, Assistant Coach (2002-04)

Year	Record	Conf.	Other Information
2002-03	18-13	11-7	MVC Tournament Champions NCAA First Round
2003-04	28-4	16-2	Missouri Valley Champions MVC Tournament Champions NCAA First Round

Georgetown, Head Coach (2004-12)

Year	Record	Conf.	Other Information
2004-05	12-16	7-9	
2005-06	10-17	3-13	
2006-07	13-16	3-13	
2007-08	15-14	5-11	
2008-09	20-14	7-9	WNIT Quarterfinals
2009-10	26-7	13-3	NCAA Second Round
2010-11	24-11	9-7	NCAA Sweet 16
2011-12	23-9	11-5	NCAA Second Round

Auburn, Head Coach (2012-present)

Year	Record	Conf.	Other Information
2012-13	19-15	5-11	WNIT Quarterfinals
2013-14	19-15	7-9	WNIT Third Round
2014-15	13-18	3-13	
2015-16	20-13	8-8	NCAA Second Round
2016-17	17-15	7-9	NCAA First Round
2017-18	14-15	5-11	
2018-19	16-5	4-4	



Daisa ALEXANDER

#0

Junior • Guard • 5-8

Decatur, Ga.

****2018 SEC All-Defensive Team****

Southwest DeKalb HS

- Has led Auburn in scoring in 3 straight games (22 vs. Florida; 22 vs. Alabama; 18 vs. Mississippi State)
- 2nd in SEC in steals (2.8/game); leads league in steals in SEC games (3.8/game)
- Hit game-winning jumper + free throw with 17 seconds left in 79-76 win at New Mexico (11/11)
- Led Tigers with 20 points on 7-12 shooting (4-5 FT) vs. Nicholls State (11/9)
- Scored 13 points and had a career-high 8 rebounds in season-opening win over Grambling (11/6)
- Led SEC in steals (2.8/game) as sophomore; named to 2018 SEC All-Defensive Team
- Averaged 14.2 points as sophomore, 2nd-best on team
- Double-digit scoring in 25 of 29 games in 2017-18
- Scored career-high 25 points on 9-14 shooting at Indiana while playing just 20 minutes off the bench (12/3); 12 points in 4th quarter

SEASON HIGHS

Points	22	2x; last at Alabama	11/10/19
Rebounds	8	vs. Grambling	11/6/18
Assists	8	vs. UL-Lafayette	11/25/18
Blocks	1	vs. Alabama State	12/29/18
Steals	5	at Florida	1/6/19
Field Goals	9	at Alabama	1/10/19
Field Goal Attempts	17	vs. Tennessee	1/3/19
3-Point Field Goals	3	5x; last at Alabama	1/10/19
3-Point FG Attempts	8	vs. Tennessee	1/3/19
Free Throws	4	vs. Nicholls State	11/9/18
Free Throw Attempts	6	vs. Mississippi State	1/14/19

Opponent	Start	Min.	FG-A	3PT-A	FT-A	O-D-T	PF	Ast.	TO	Blk.	St.	Pts.
GRAMBLING STATE	*	35	6-14	1-6	0-0	2-6-8	1	3	3	0	0	13
NICHOLLS STATE	*	31	7-12	2-5	4-5	3-2-5	0	1	1	0	2	20
at New Mexico	*	28	6-16	0-4	2-4	1-3-4	4	0	2	0	3	14
at Iowa State	*	22	2-5	0-3	0-0	0-2-2	4	1	2	0	2	4
LOUISIANA-LAFAYETTE	*	31	1-8	1-1	0-0	0-1-1	3	8	6	0	3	3
at Xavier (La.)	*	22	5-9	3-3	0-0	3-3-6	2	5	1	0	3	13
OKLAHOMA	*	30	7-15	3-7	2-2	0-5-5	1	5	3	0	2	19
at St. Joseph's	*	34	5-10	3-5	3-4	0-2-2	1	2	1	0	1	16
SAMFORD	*	31	6-13	1-5	3-3	2-3-5	0	2	1	0	3	16
vs. Coastal Carolina	*	11	1-4	1-2	0-0	0-0-0	0	2	2	0	0	3
vs. North Carolina	*	31	3-12	0-2	0-0	1-4-5	2	1	4	0	4	6
at Elon	*	24	2-5	1-3	1-2	0-1-1	1	0	1	0	3	6
ALABAMA STATE	*	19	3-9	2-5	1-3	0-1-1	0	0	0	1	2	9
TENNESSEE	*	33	4-17	2-8	3-4	0-2-2	4	3	3	0	3	13
at Florida	*	35	8-15	3-7	3-5	0-2-2	2	0	2	0	5	22
at Alabama	*	30	9-13	3-6	1-1	0-3-3	2	2	1	0	4	22
MISSISSIPPI STATE	*	25	7-13	1-5	3-6	2-3-5	4	1	5	0	3	18
at Vanderbilt	*	30	5-15	2-6	2-2	2-1-3	1	0	1	0	2	14
TEXAS A&M	*	25	4-12	3-7	1-2	1-2-3	4	0	2	0	0	12
at Missouri	*	28	4-12	3-4	0-0	0-3-3	5	2	2	0	0	11
at Ole Miss	*	27	4-11	2-6	0-0	1-2-3	3	1	0	0	4	10
GEORGIA												
KENTUCKY												
at Arkansas												
at Tennessee												
ALABAMA												
MISSOURI												
SOUTH CAROLINA												
at LSU												

CAREER HIGHS

Points	25	at Indiana	12/3/17
Rebounds	8	vs. Grambling	11/6/18
Assists	8	vs. UL-Lafayette	11/25/18
Blocks	2	at Kentucky	2/1/18
Steals	7	at LSU	1/18/18
Field Goals	9	4x; last at Alabama	1/10/19
Field Goal Attempts	23	at Tennessee	1/4/18
3-Point Field Goals	3	9x; last at Alabama	1/10/19
3-Point FG Attempts	9	2x; last at Tennessee	1/4/18
Free Throws	6	vs. Xavier (La.)	12/28/17
Free Throw Attempts	8	vs. Xavier (La.)	12/28/17

ALEXANDER'S CAREER STATISTICS

Season	gp-gs	min/avg	Total		3-Point		F-Throws		Rebounds				Scoring							
			fg-fga	pct	fg-fga	pct	ft-fta	pct	off	def	tot	avg	pf	fo	ast	to	blk	stl	pts	avg
2016-17	20-0	113/5.7	9-37	.243	1-10	.100	7-10	.700	9	8	17	0.9	18	0	1	10	0	9	26	1.3
2017-18	29-11	746/25.7	157-403	.390	41-122	.336	57-77	.740	17	59	76	2.6	73	0	39	79	3	80	412	14.2
2018-19	21-21	575/27.4	99-240	.413	37-101	.366	29-43	.674	18	51	69	3.3	44	1	39	43	1	49	264	12.6
TOTAL	70-32	1434/20.5	265-680	.390	79-233	.339	93-130	.715	44	118	162	2.3	135	1	79	132	4	138	702	10.0



Robyn BENTON

#1

Freshman • Guard • 5-9

Conyers, Ga.

Greater Atlanta Christian HS

• SEC Freshman of the Week (1/22)

- Made game-winning shot + free throw with 8.6 seconds left to finish off 20-point comeback win at Vanderbilt (1/17)
- Hit 5-of-5 3-point attempts and scored 15 points in win at Elon (12/22)
- Scored 14 points and was 4-5 on 3-pointers in win over Oklahoma (12/2)
- Shared team lead with 16 points and hit three 3-pointers in collegiate debut vs. Grambling (11/6)
- Five-star prospect, rated No. 17 overall nationally, No. 6 guard by ESPN HoopGurlz
- Atlanta Journal-Constitution first-team all-state as a junior; GHSA Class AAA Player of the Year as a junior
- Sister of former Tennessee football player Inky Johnson

SEASON/CAREER HIGHS

Points	16 vs. Grambling	11/6/18
Rebounds	5 at XULA	11/28/18
Assists	3 2x; last at XULA	11/28/18
Blocks	1 2x; last vs. Nicholls State	11/9/18
Steals	3 vs. Grambling	11/6/18
Field Goals	6 vs. Grambling	11/6/18
Field Goal Attempts	12 vs. Grambling	11/6/18
3-Point Field Goals	5 at Elon	12/22/18
3-Point FG Attempts	8 vs. Grambling	11/6/18
Free Throws	3 4x; last at Ole Miss	1/31/19
Free Throw Attempts	4 3x; last at Ole Miss	1/31/19

Opponent	Start	Min.	FG-A	3PT-A	FT-A	O-D-T	PF	Ast.	TO	Blk.	St.	Pts.
GRAMBLING STATE		24	6-12	3-8	1-2	0-1-1	0	3	1	1	3	16
NICHOLLS STATE		18	4-8	1-3	0-0	0-1-1	3	0	1	1	0	9
at New Mexico		18	1-4	0-1	0-0	0-1-1	2	1	1	0	1	2
at Iowa State		19	1-6	1-5	0-0	0-0-0	1	0	2	0	1	3
LOUISIANA-LAFAYETTE		24	5-7	2-3	3-4	1-1-2	2	1	0	0	2	15
at Xavier (La.)		17	2-5	1-2	0-2	3-2-5	1	3	1	0	1	5
OKLAHOMA		15	5-7	4-5	0-0	0-0-0	1	0	0	0	2	14
at St. Joseph's		6	0-0	0-0	0-0	1-0-1	0	0	0	0	0	0
SAMFORD		24	4-10	2-4	0-0	2-1-3	1	0	0	0	2	10
vs. Coastal Carolina		25	1-9	1-4	0-0	1-3-4	0	2	1	0	0	5
vs. North Carolina		11	1-5	0-1	0-0	0-0-0	2	1	0	0	1	2
at Elon		16	5-5	5-5	0-0	0-1-1	3	2	0	0	2	15
ALABAMA STATE		22	3-10	2-7	3-4	1-1-2	1	0	0	0	0	11
TENNESSEE		8	0-3	0-1	0-0	0-0-0	0	0	1	0	0	0
at Florida		4	0-0	0-0	0-0	0-0-0	2	0	1	0	0	0
at Alabama		11	1-5	1-2	0-0	0-2-2	0	0	1	0	1	3
MISSISSIPPI STATE		9	1-6	0-3	1-2	0-1-1	1	0	0	0	1	3
at Vanderbilt		15	2-3	1-2	3-3	2-1-3	1	0	0	0	0	8
TEXAS A&M		17	4-7	3-6	0-0	0-1-1	2	2	1	0	1	11
at Missouri		6	0-0	0-0	0-0	0-1-1	0	0	0	0	0	0
at Ole Miss		17	1-5	0-3	3-4	1-3-4	1	0	0	0	2	5
GEORGIA												
KENTUCKY												
at Arkansas												
at Tennessee												
ALABAMA												
MISSOURI												
SOUTH CAROLINA												
at LSU												

BENTON'S CAREER STATISTICS

Season	gp-gs	min/avg	Total		3-Point		F-Throws		Rebounds				Scoring							
			fg-fga	pct	fg-fga	pct	ft-fta	pct	off	def	tot	avg	pf	fo	ast	to	blk	stl	pts	avg
2018-19	21-0	328/15.6	47-117	.402	27-65	.415	16-23	.696	11	19	30	1.4	28	0	15	10	2	21	137	6.5
TOTAL	21-0	328/15.6	47-117	.402	27-65	.415	16-23	.696	11	19	30	1.4	28	0	15	10	2	21	137	6.5



Brooke MOORE

#2

Freshman • Guard • 5-7

McDonough, Ga.

Henry County HS

• SEC Freshman of the Week (12/31)

- Led Auburn with career-high 23 points, hit five 3-pointers in win over Alabama State (12/29); also made half-court shot at halftime
- Scored SEC-best 16 points, making four 3-pointers
- Scored 14 points and hit 4 3-pointers in win at Elon (12/22); helped set single-game 3-point record for 2nd time in less than a month
- Made collegiate debut at Xavier (La.); scored 3 points
- Missed first five games with injury
- Five-star prospect, No. 42 overall prospect and No. 11 guard by ESPN HoopGurlz
- Averaged 22.3 points, 4.0 assists, 3.0 steals per game as HS senior; shot 41% on 3-pointers and 81% on free throws
- Georgia Class AAAA Player of the Year as a senior; 3-time AJC Player of the Year


SEASON/CAREER HIGHS

Points	23	vs. Alabama State	12/29/18
Rebounds	4	vs. Coastal Carolina	12/18/18
Assists	3	at Elon	12/22/18
Blocks	1	vs. Mississippi State	1/14/19
Steals	2	at Missouri	1/27/19
Field Goals	6	2x; last vs. Mississippi State	1/14/19
Field Goal Attempts	15	vs. Alabama State	12/29/18
3-Point Field Goals	5	vs. Alabama State	12/29/18
3-Point FG Attempts	13	vs. Alabama State	12/29/18
Free Throws	6	vs. Alabama State	12/29/18
Free Throw Attempts	6	vs. Alabama State	12/29/18

Opponent	Start	Min.	FG-A	3PT-A	FT-A	O-D-T	PF	Ast.	TO	Blk.	St.	Pts.
GRAMBLING STATE						--DNP--						
NICHOLLS STATE						--DNP--						
at New Mexico						--DNP--						
at Iowa State						--DNP--						
LOUISIANA-LAFAYETTE						--DNP--						
at Xavier (La.)	14		1-9	1-6	0-0	0-1-1	0	1	0	0	0	3
OKLAHOMA	11		2-5	2-5	0-0	1-0-1	1	1	1	0	0	6
at St. Joseph's	12		4-9	2-5	0-0	0-2-2	0	0	0	0	0	10
SAMFORD						--DNP--						
vs. Coastal Carolina	14		2-6	1-4	0-0	1-3-4	0	2	1	0	0	5
vs. North Carolina	8		2-5	2-4	0-0	0-0-0	0	0	0	0	0	6
at Elon	18		5-11	4-10	0-0	0-3-3	2	3	2	0	1	14
ALABAMA STATE	23		6-15	5-13	6-6	0-1-1	1	2	0	0	1	23
TENNESSEE	11		0-4	0-3	0-0	0-1-1	0	0	0	0	0	0
at Florida	17		2-9	2-7	0-0	1-1-2	0	0	0	0	0	6
at Alabama	7		0-0	0-0	0-0	0-0-0	1	0	1	0	1	0
MISSISSIPPI STATE	17		6-11	4-9	0-0	0-0-0	2	0	2	1	1	16
at Vanderbilt	5		0-1	0-0	0-0	0-0-0	1	0	1	0	0	0
TEXAS A&M	8		1-2	1-2	0-0	0-0-0	0	0	0	0	0	3
at Missouri	17		3-8	2-5	2-2	0-0-0	2	0	0	0	2	10
at Ole Miss	17		0-8	0-5	0-0	1-1-2	0	0	1	0	0	0
GEORGIA												
KENTUCKY												
at Arkansas												
at Tennessee												
ALABAMA												
MISSOURI												
SOUTH CAROLINA												
at LSU												

MOORE'S CAREER STATISTICS

Season	gp-gs	min/avg	Total		3-Point		F-Throws		Rebounds				Scoring							
			fg-fga	pct	fg-fga	pct	ft-fta	pct	off	def	tot	avg	pf	fo	ast	to	blk	stl	pts	avg
2018-19	15-0	198/13.2	34-103	.330	26-78	.333	8-8	1.000	4	13	17	1.1	10	0	9	9	1	6	102	6.8
TOTAL	15-0	198/13.2	34-103	.330	26-78	.333	8-8	1.000	4	13	17	1.1	10	0	9	9	1	6	102	6.8



Erica SANDERS

#3

Senior • Guard • 5-10

San Antonio, Texas

Johnson HS

- Made first start of season and second of career vs. Texas A&M (1/24); scored 6 points and had 3 rebounds
- Hit first career 3-pointer to beat 3rd-quarter buzzer in huge comeback win at Vanderbilt (1/17)
- Scored 6 points on 3-3 FG at Alabama (1/10)
- Had 6 rebounds, 3 steals vs. Alabama State (12/29)
- Returned to action vs. North Carolina (12/20); hit two free throws in overtime
- Missed first nine games with knee injury suffered in preseason
- Career-high 6 steals along with 6 points in win over Louisiana Tech (11/19/17)
- Scored career-high 9 points in win over Ole Miss (1/8/17)
- Hit go-ahead jumper with 50 seconds left in comeback win over Indiana (11/27/16)

SEASON HIGHS

Points	6	2x; last vs. Texas A&M	1/24/19
Rebounds	6	vs. Alabama State	12/29/18
Assists	3	vs. Mississippi State	1/14/19
Blocks	1	vs. Mississippi State	1/14/19
Steals	3	vs. Alabama State	12/29/18
Field Goals	3	2x; last vs. Texas A&M	1/24/19
Field Goal Attempts	4	2x; last vs. Texas A&M	1/24/19
3-Point Field Goals	1	at Vanderbilt	1/17/19
3-Point FG Attempts	1	at Vanderbilt	1/17/19
Free Throws	2	vs. North Carolina	12/20/18
Free Throw Attempts	2	vs. North Carolina	12/20/18

Opponent	Start	Min.	FG-A	3PT-A	FT-A	O-D-T	PF	Ast.	TO	Blk.	St.	Pts.
GRAMBLING STATE						--DNP--						
NICHOLLS STATE						--DNP--						
at New Mexico						--DNP--						
at Iowa State						--DNP--						
LOUISIANA-LAFAYETTE						--DNP--						
at Xavier (La.)						--DNP--						
OKLAHOMA						--DNP--						
at St. Joseph's						--DNP--						
SAMFORD						--DNP--						
vs. Coastal Carolina						--DNP--						
vs. North Carolina		11	0-0	0-0	2-2	1-2-3	4	0	1	0	0	2
at Elon		3	0-0	0-0	0-0	0-0-0	0	0	0	0	0	0
ALABAMA STATE		11	0-0	0-0	0-0	4-2-6	1	1	1	0	3	0
TENNESSEE		14	0-1	0-0	0-0	1-1-2	3	1	0	0	0	0
at Florida		14	0-1	0-0	0-0	0-1-1	1	0	0	0	1	0
at Alabama		21	3-3	0-0	0-0	0-0-0	3	1	0	0	2	6
MISSISSIPPI STATE		23	0-0	0-0	0-0	0-1-1	3	3	0	1	0	0
at Vanderbilt		17	2-4	1-1	0-0	0-0-0	4	0	0	0	0	5
TEXAS A&M	*	29	3-4	0-0	0-0	1-3-4	3	1	0	0	0	6
at Missouri	*	26	0-2	0-0	0-0	1-2-3	4	1	1	0	1	0
at Ole Miss		12	0-1	0-0	0-0	0-1-1	2	2	0	0	0	0
GEORGIA												
KENTUCKY												
at Arkansas												
at Tennessee												
ALABAMA												
MISSOURI												
SOUTH CAROLINA												
at LSU												

CAREER HIGHS

Points	9	vs. Ole Miss	1/8/17
Rebounds	7	at Arkansas	2/26/17
Assists	5	vs. Tennessee	1/19/17
Blocks	1	4x; last vs. Mississippi State	1/14/19
Steals	6	vs. Louisiana Tech	11/19/17
Field Goals	4	5x; last vs. ULM	11/29/17
Field Goal Attempts	11	vs. Missouri	2/21/16
3-Point Field Goals	1	at Vanderbilt	1/17/19
3-Point FG Attempts	1	10x; last at Vanderbilt	1/17/19
Free Throws	4	vs. St. John's	3/18/16
Free Throw Attempts	4	3x; last at Virginia Tech	11/13/17

SANDERS' CAREER STATISTICS

Season	gp-gs	min/avg	Total		3-Point		F-Throws		Rebounds				Scoring							
			fg-fga	pct	fg-fga	pct	ft-fta	pct	off	def	tot	avg	pf	fo	ast	to	blk	stl	pts	avg
2015-16	33-0	569/17.2	40-103	.388	0-7	.000	15-20	.750	39	46	85	2.6	88	2	30	33	0	33	95	2.9
2016-17	29-1	566/19.5	28-78	.359	0-1	.000	9-12	.750	45	45	90	3.1	78	3	35	21	5	42	65	2.2
2017-18	20-0	307/15.4	14-33	.424	0-1	.000	4-6	.667	12	12	24	1.2	38	0	8	22	0	31	32	1.6
2018-19	11-2	181/16.5	8-16	.500	1-1	1.000	2-2	1.000	8	13	21	1.9	28	0	10	3	1	7	19	1.7
TOTAL	93-3	1623/17.5	90-230	.391	1-10	.100	30-40	.750	104	116	220	2.4	232	5	83	79	6	113	211	2.3



Abigayle JACKSON

#4

Sophomore • Forward • 6-3

Little Rock, Ark.

Little Rock Central HS

- Matched season-high of 6 points on 3-3 shooting at XULA (11/28)
- Had 4 points, 5 rebounds in season-opener vs. Grambling (11/6)
- Played in 28 of 29 games as a freshman; started final 12 games of season
- Averaged 2.0 points, 1.7 rebounds as freshman; led team with 22 blocks (0.8/game)
- Made first collegiate start at LSU (1/18), had 4 points, 4 rebounds and 3 steals in 19 minutes of action
- Career-high 13 points, 3 steals at Texas A&M (2/4); played career-high 26 minutes
- Ranked as No. 1 player in state of Arkansas in class of 2017

SEASON HIGHS

Points	6	3x; last at Elon	12/22/18
Rebounds	6	vs. Nicholls State	11/9/18
Assists	1	4x; last vs. Samford	12/16/18
Blocks	3	vs. UL-Lafayette	11/25/18
Steals	2	at XULA	11/28/18
Field Goals	3	2x; last at Elon	12/22/18
Field Goal Attempts	5	vs. Alabama State	12/29/18
3-Point Field Goals	1	vs. UL-Lafayette	11/25/18
3-Point FG Attempts	2	vs. UL-Lafayette	11/25/18
Free Throws	2	vs. Nicholls State	11/9/18
Free Throw Attempts	2	vs. Nicholls State	11/9/18

Opponent	Start	Min.	FG-A	3PT-A	FT-A	O-D-T	PF	Ast.	TO	Blk.	St.	Pts.
GRAMBLING STATE		10	2-2	0-0	0-0	3-2-5	2	1	0	1	0	4
NICHOLLS STATE		16	2-3	0-0	2-2	4-2-6	1	1	3	0	0	6
at New Mexico		4	1-1	0-0	0-0	0-0-0	3	0	0	0	0	2
at Iowa State		4	1-3	0-1	0-0	0-1-1	2	0	0	0	0	2
LOUISIANA-LAFAYETTE		14	2-4	1-2	0-0	0-4-4	2	1	0	3	0	5
at Xavier (La.)		9	3-3	0-0	0-0	1-0-1	0	0	1	2	2	6
OKLAHOMA		9	0-1	0-0	0-0	1-3-4	2	0	0	0	0	0
at St. Joseph's		5	0-1	0-0	0-0	1-1-2	2	0	0	0	0	0
SAMFORD		8	0-2	0-0	0-0	0-1-1	1	1	0	0	0	0
vs. Coastal Carolina		9	1-1	0-0	1-1	1-1-2	5	0	1	0	0	3
vs. North Carolina		2	0-1	0-0	0-0	0-0-0	2	0	1	0	0	0
at Elon		13	3-4	0-0	0-0	0-1-1	4	0	1	1	0	6
ALABAMA STATE		13	2-5	0-0	1-1	1-2-3	4	0	0	2	1	5
TENNESSEE		4	0-1	0-0	0-0	0-1-1	0	0	1	1	0	0
at Florida		4	0-1	0-0	0-0	0-0-0	3	0	1	0	0	0
at Alabama		7	1-1	0-0	1-1	0-0-0	1	0	2	1	1	3
MISSISSIPPI STATE		14	0-0	0-0	0-0	0-0-0	2	0	2	0	1	0
at Vanderbilt		3	0-0	0-0	0-0	0-0-0	1	0	0	0	0	0
TEXAS A&M		7	0-0	0-0	0-0	0-0-0	2	0	0	0	1	0
at Missouri						--DNP--						
at Ole Miss		1	0-0	0-0	0-0	0-0-0	0	0	0	0	0	0
GEORGIA												
KENTUCKY												
at Arkansas												
at Tennessee												
ALABAMA												
MISSOURI												
SOUTH CAROLINA												
at LSU												

CAREER HIGHS

Points	13	at Texas A&M	2/4/18
Rebounds	7	vs. ULM	11/29/17
Assists	1	3x; last vs. Nicholls State	11/9/18
Blocks	3	3x; last vs. UL-Lafayette	11/25/18
Steals	3	2x; last at Texas A&M	2/4/18
Field Goals	5	2x; last at Texas A&M	2/4/18
Field Goal Attempts	11	at Texas A&M	2/4/18
3-Point Field Goals	1	3x; last vs. UL-Lafayette	11/25/18
3-Point FG Attempts	5	vs. Vanderbilt	2/12/18
Free Throws	3	at Texas A&M	2/4/18
Free Throw Attempts	5	at Texas A&M	2/4/18

JACKSON'S CAREER STATISTICS

Season	gp-gs	min/avg	Total		3-Point		F-Throws		Rebounds				Scoring							
			fg-fga	pct	fg-fga	pct	ft-fta	pct	off	def	tot	avg	pf	fo	ast	to	blk	stl	pts	avg
2017-18	28-11	270/9.6	23-59	.390	3-24	.125	8-15	.533	14	34	48	1.7	47	1	1	16	22	10	57	2.0
2018-19	20-0	156/7.8	18-34	.529	1-3	.333	5-5	1.000	12	19	31	1.6	39	1	4	13	11	6	42	2.1
TOTAL	48-11	426/8.9	41-93	.441	4-27	.148	13-20	.650	26	53	79	1.6	86	2	5	29	33	16	99	2.1



Emari JONES

#5

Senior • Guard • 6-2

Chicago, Ill.

Shawnee CC / Wheaton North HS

- **Out for season after suffering knee injury vs. Alabama State (12/29)**
- Scored 16 points and hit four 3-pointers in back-to-back games vs. XULA (11/28) and Oklahoma (12/2)
- Career-high 10 rebounds vs. UL-Lafayette (11/25)
- Played career-high 39 minutes at Iowa State, scored 15 points and matched career-high with 4 3-pointers (11/13)
- Played in all 29 games as a junior, starting 16; averaged 5.0 points, 3.2 rebounds in 22.8 minutes
- Tied for second on the team with 29 3-pointers as a junior; shot 29.6% (29-98)
- Career-high 18 points on 6-11 shooting (4-6 3FG) vs. Florida (12/31); matched previous career high (11) by halftime
- Transferred to Auburn from Shawnee CC in Ullin, Ill.; led Shawnee to 30-3 record and conference title as a freshman in 2015-16
- Scored 746 total points as JUCO freshman, which led the nation; scoring average was third nationally

SEASON HIGHS

Points	16	3x; last vs. Coastal Carolina	12/18/18
Rebounds	10	vs. UL-Lafayette	11/25/18
Assists	3	3x; last at Iowa State	11/13/18
Blocks	1	3x; last vs. North Carolina	12/20/18
Steals	3	vs. Coastal Carolina	12/18/18
Field Goals	6	3x; last vs. Oklahoma	12/2/18
Field Goal Attempts	15	vs. Nicholls State	11/9/18
3-Point Field Goals	4	4x; last vs. Coastal Carolina	12/18/18
3-Point FG Attempts	11	vs. Coastal Carolina	12/18/18
Free Throws	3	at Iowa State	11/13/18
Free Throw Attempts	4	at Iowa State	11/13/18

Opponent	Start	Min.	FG-A	3PT-A	FT-A	O-D-T	PF	Ast.	TO	Blk.	St.	Pts.
GRAMBLING STATE	*	28	5-13	3-9	0-0	3-5-8	1	3	3	0	2	13
NICHOLLS STATE	*	31	6-15	1-5	2-2	3-5-8	1	3	2	1	2	15
at New Mexico	*	24	2-10	1-8	0-0	1-1-2	2	2	6	0	1	5
at Iowa State	*	39	4-9	4-8	3-4	3-4-7	4	3	2	0	1	15
LOUISIANA-LAFAYETTE	*	37	3-9	1-4	1-1	5-5-10	3	2	3	0	1	8
at Xavier (La.)	*	31	6-12	4-6	0-0	1-3-4	3	2	2	1	1	16
OKLAHOMA	*	35	6-11	4-9	0-0	0-3-3	2	1	2	0	2	16
at St. Joseph's	*	33	2-4	0-0	0-1	1-2-3	0	1	0	0	0	4
SAMFORD	*	29	2-5	2-3	2-2	0-2-2	3	0	3	0	1	8
vs. Coastal Carolina	*	37	5-13	4-11	2-2	4-2-6	2	0	0	0	3	16
vs. North Carolina	*	38	3-12	1-8	0-0	3-0-3	0	1	2	1	2	7
at Elon	*	22	2-4	1-2	0-0	2-1-3	2	2	1	0	1	5
ALABAMA STATE	*	2	0-1	0-1	0-0	1-0-1	0	0	1	0	0	0
TENNESSEE						--DNP--						
at Florida						--DNP--						
at Alabama						--DNP--						
MISSISSIPPI STATE						--DNP--						
at Vanderbilt						--DNP--						
TEXAS A&M						--DNP--						
at Missouri						--DNP--						
at Ole Miss						--DNP--						
GEORGIA												
KENTUCKY												
at Arkansas												
at Tennessee												
ALABAMA												
MISSOURI												
SOUTH CAROLINA												
at LSU												

CAREER HIGHS

Points	18	vs. Florida	12/31/17
Rebounds	10	vs. UL-Lafayette	11/25/18
Assists	4	at Ole Miss	2/16/17
Blocks	2	at LSU	1/18/18
Steals	3	4x; last vs. Coastal Carolina	12/18/18
Field Goals	6	4x; last vs. Oklahoma	12/2/18
Field Goal Attempts	15	vs. Nicholls State	11/9/18
3-Point Field Goals	4	5x; last vs. Coastal Carolina	12/18/18
3-Point FG Attempts	11	vs. Coastal Carolina	12/18/18
Free Throws	4	vs. Alabama	1/28/18
Free Throw Attempts	5	at Missouri	1/26/17

JONES' CAREER STATISTICS (at Auburn)

Season	gp-gs	min/avg	Total		3-Point		F-Throws		Rebounds				Scoring							
			fg-fga	pct	fg-fga	pct	ft-fa	pct	off	def	tot	avg	pf	fo	ast	to	blk	stl	pts	avg
2016-17	31-0	278/9.0	25-76	.329	11-42	.262	23-30	.767	16	24	40	1.3	28	0	13	18	2	12	84	2.7
2017-18	29-16	660/22.8	49-146	.336	29-98	.296	19-24	.792	41	52	93	3.2	75	4	16	39	2	32	146	5.0
2018-19	13-13	384/29.5	46-118	.390	26-74	.351	10-12	.833	26	33	59	4.5	23	0	20	27	3	17	128	9.8
TOTAL	73-29	1322/18.1	120-340	.353	66-214	.308	52-66	.788	83	109	192	2.6	126	4	49	84	7	61	358	4.9



Kiyae' WHITE

#10

Redshirt Freshman • Forward • 6-2

Macungie, Pa.

Emmaus HS

- Scored 4 points at St. Joseph's, including a steal and fast-break basket to cap a 9-0 Auburn run in 4th quarter (12/6)
- Made first collegiate appearance vs. Grambling (11/6); had 3 points, 4 rebounds in 12 minutes of action
- Redshirted 2017-18 season due to injury
- Ranked as No. 20 forward nationally out of high school
- Three brothers all played football at West Virginia; brother, Kevin White, plays for Chicago Bears

SEASON/CAREER HIGHS

Points	5	vs. Samford	12/16/18
Rebounds	4	4x; last vs. Alabama State	12/29/18
Assists	2	4x; last at Ole Miss	1/31/19
Blocks	1	at Ole Miss	1/31/19
Steals	1	2x; last vs. Coastal Carolina	12/18/18
Field Goals	2	3x; last at Ole Miss	1/31/19
Field Goal Attempts	4	vs. Alabama State	12/29/18
3-Point Field Goals			
3-Point FG Attempts			
Free Throws	2	vs. Alabama State	12/29/18
Free Throw Attempts	3	vs. Alabama State	12/29/18

Opponent	Start	Min.	FG-A	3PT-A	FT-A	O-D-T	PF	Ast.	TO	Blk.	St.	Pts.
GRAMBLING STATE		12	1-2	0-0	1-2	2-2-4	1	2	1	0	0	3
NICHOLLS STATE		11	1-3	0-0	0-0	0-0-0	1	2	1	0	0	2
at New Mexico		1	0-1	0-0	0-0	1-0-1	0	0	0	0	0	0
at Iowa State		2	0-0	0-0	0-0	0-0-0	0	0	0	0	0	0
LOUISIANA-LAFAYETTE		6	0-1	0-0	0-0	0-0-0	0	0	1	0	0	0
at Xavier (La.)		14	0-3	0-0	0-0	2-1-3	2	2	1	0	0	0
OKLAHOMA		3	1-2	0-0	0-0	1-0-1	1	0	0	0	0	2
at St. Joseph's		10	2-3	0-0	0-0	2-2-4	2	0	0	0	1	4
SAMFORD		12	2-3	0-0	1-1	2-2-4	1	0	0	0	0	5
vs. Coastal Carolina		3	1-2	0-0	0-0	0-0-0	1	0	0	0	1	2
vs. North Carolina						--DNP--						
at Elon		8	0-1	0-0	0-0	1-2-3	2	0	1	0	0	0
ALABAMA STATE		11	1-4	0-0	2-3	3-1-4	2	0	0	0	0	4
TENNESSEE						--DNP--						
at Florida		1	0-0	0-0	0-0	0-0-0	2	0	0	0	0	0
at Alabama		1	0-0	0-0	0-0	0-0-0	0	0	0	0	0	0
MISSISSIPPI STATE		12	0-0	0-0	0-0	0-1-1	2	0	1	0	0	0
at Vanderbilt		0+	0-0	0-0	0-0	0-0-0	0	0	0	0	0	0
TEXAS A&M						--DNP--						
at Missouri		8	1-1	0-0	1-2	1-1-2	1	0	0	0	0	3
at Ole Miss		8	2-3	0-0	0-0	1-1-2	0	2	0	1	0	4
GEORGIA												
KENTUCKY												
at Arkansas												
at Tennessee												
ALABAMA												
MISSOURI												
SOUTH CAROLINA												
at LSU												

WHITE'S CAREER STATISTICS

Season	gp-gs	min/avg	Total		3-Point		F-Throws		Rebounds						Scoring					
			fg-fga	pct	fg-fga	pct	ft-fa	pct	off	def	tot	avg	pf	fo	ast	to	blk	stl	pts	avg
2018-19	18-0	124/6.9	12-29	.414	0-0	.000	5-8	.625	16	13	29	1.6	18	0	8	6	1	2	29	1.6
TOTAL	18-0	124/6.9	12-29	.414	0-0	.000	5-8	.625	16	13	29	1.6	18	0	8	6	1	2	29	1.6



Unique THOMPSON

#20

Sophomore • Forward • 6-3

Theodore, Ala.

****2018 SEC All-Freshman Team****

Faith Academy

• 2018-19 Preseason All-SEC; 2018 SEC All-Freshman Team

- Has 9 double-doubles this season, 16 in her career (tied for 8th all-time at Auburn)
- Season-high 21 points along with 18 rebounds while playing career-high 43 minutes in OT win over North Carolina (12/20)
- Career-high 19 rebounds with 19 points for second double-double of season at New Mexico (11/9)
- Started 27 games as a freshman; was Auburn's third-leading scorer with 11.5 points/game
- Led Auburn and all SEC freshmen with 8.4 rebounds/game; seventh-best among all SEC players
- Had 7 double-doubles as freshman, tying DeWanna Bonner for the Auburn freshman record
- Her 29 points at UL-Lafayette were 2nd most ever by Auburn freshman, most since Becky Jackson had 38 in 1980
- Became first Auburn freshman since Katie Frerking in 2013 to earn start in first collegiate game; had 9 points and season-high 16 rebounds at VT

SEASON HIGHS

Points	21	vs. North Carolina	12/20/18
Rebounds	19	at New Mexico	11/11/18
Assists	4	at St. Joseph's	12/6/18
Blocks	3	vs. Alabama State	12/29/18
Steals	4	2x; last vs. UL-Lafayette	11/25/18
Field Goals	10	vs. North Carolina	12/20/18
Field Goal Attempts	18	vs. North Carolina	12/20/18
3-Point Field Goals			
3-Point FG Attempts			
Free Throws	10	at Ole Miss	1/31/19
Free Throw Attempts	12	at Ole Miss	1/31/19

Opponent	Start	Min.	FG-A	3PT-A	FT-A	O-D-T	PF	Ast.	TO	Blk.	St.	Pts.
GRAMBLING STATE	*	27	5-8	0-0	4-6	3-10-13	4	1	2	2	1	14
NICHOLLS STATE	*	24	3-7	0-0	0-0	1-9-10	4	1	3	2	4	6
at New Mexico	*	35	7-13	0-0	5-7	8-11-19	1	0	4	1	1	19
at Iowa State	*	36	7-11	0-0	5-9	4-10-14	3	2	2	2	1	19
LOUISIANA-LAFAYETTE	*	31	7-12	0-0	2-5	3-10-13	3	0	4	1	4	16
at Xavier (La.)	*	24	6-10	0-0	3-4	3-5-8	2	0	1	1	3	15
OKLAHOMA	*	30	4-7	0-0	6-8	5-12-17	1	3	3	0	1	14
at St. Joseph's	*	34	5-10	0-0	2-4	2-4-6	2	4	2	0	2	12
SAMFORD	*	23	2-7	0-0	1-2	0-6-6	0	0	1	1	3	5
vs. Coastal Carolina	*	21	5-7	0-0	1-3	7-0-7	5	0	1	0	0	11
vs. North Carolina	*	43	10-18	0-0	1-3	11-7-18	2	1	1	1	3	21
at Elon	*	25	6-7	0-0	2-2	3-3-6	1	2	3	0	0	14
ALABAMA STATE	*	20	2-3	0-0	2-2	4-4-8	2	2	1	3	3	6
TENNESSEE	*	36	8-15	0-0	3-4	7-5-12	2	2	1	1	2	19
at Florida	*	31	4-6	0-0	0-0	3-6-9	2	1	5	0	2	8
at Alabama	*	34	6-7	0-0	0-4	3-6-9	1	1	3	0	1	12
MISSISSIPPI STATE	*	22	0-0	0-0	2-2	1-3-4	4	0	3	0	0	2
at Vanderbilt	*	36	8-13	0-0	0-3	5-8-13	3	0	1	1	2	16
TEXAS A&M	*	33	4-7	0-0	0-0	4-6-10	2	0	3	0	2	8
at Missouri	*	32	3-7	0-0	0-2	3-4-7	1	2	0	0	1	6
at Ole Miss	*	31	5-8	0-0	10-12	2-10-12	2	2	0	1	2	20
GEORGIA												
KENTUCKY												
at Arkansas												
at Tennessee												
ALABAMA												
MISSOURI												
SOUTH CAROLINA												
at LSU												

CAREER HIGHS

Points	29	at Louisiana-Lafayette	12/8/17
Rebounds	19	at New Mexico	11/11/18
Assists	4	at St. Joseph's	12/6/18
Blocks	6	vs. Louisiana Tech	11/19/17
Steals	4	2x; last vs. UL-Lafayette	11/25/18
Field Goals	11	2x; last vs. Texas A&M	1/7/18
Field Goal Attempts	18	vs. North Carolina	12/20/18
3-Point Field Goals			
3-Point FG Attempts			
Free Throws	10	at Ole Miss	1/31/19
Free Throw Attempts	12	at Ole Miss	1/31/19

THOMPSON'S CAREER STATISTICS

Season	gp-gs	min/avg	Total		3-Point		F-Throws		Rebounds				Scoring							
			fg-fga	pct	fg-fga	pct	ft-fta	pct	off	def	tot	avg	pf	fo	ast	to	blk	stl	pts	avg
2017-18	27-26	811/30.0	131-271	.483	0-0	.000	49-87	.563	112	115	227	8.4	63	0	28	66	21	32	311	11.5
2018-19	21-21	627/29.9	107-183	.585	0-0	.000	49-82	.598	82	139	221	10.5	47	1	24	44	17	38	263	12.5
TOTAL	48-47	1438/30.0	238-454	.524	0-0	.000	98-169	.580	194	254	448	9.3	110	1	52	110	38	70	574	12.0



Crystal PRIMM

#23

Redshirt Junior • Guard • 5-11

West Palm Beach, Fla.

Oxbridge Academy / Duke

- Led Auburn with 17 points and career-high 7 rebounds in win at Elon (12/22)
- Career-high 18 points on 9-12 shooting in OT win over North Carolina (12/20)
- Double-digit scoring in 5 of 10 games; back-to-back 14-point nights vs. Oklahoma (12/2) and St. Joseph's (12/6)
- 14 points, 6 rebounds, 8-10 FTs - all in second half - vs. Coastal Carolina (12/18)
- Career-high 5 steals along with 8 points, 4 rebounds, 4 assists vs. Nicholls State (11/9)
- Scored 15 points in 22 minutes in Auburn debut vs. Grambling (11/6)
- Enrolled at Auburn in summer of 2017; redshirted 2017-18 season after transferring from Duke
- Played in 33 games off the bench as sophomore at Duke; averaged 2.5 points, 1.6 rebounds
- Started 14 games as freshman, averaging 4.6 points, 2.6 rebounds; career-high 15 points at Kentucky

SEASON HIGHS

Points	18	vs. North Carolina	12/20/18
Rebounds	7	2x; last at Florida	1/6/19
Assists	4	3x; last at Vanderbilt	1/17/19
Blocks	1	5x; last at Missouri	1/27/19
Steals	7	vs. Mississippi State	1/14/19
Field Goals	9	vs. North Carolina	12/20/18
Field Goal Attempts	15	vs. Mississippi State	1/14/19
3-Point Field Goals			
3-Point FG Attempts	1	5x; last vs. Alabama	1/10/19
Free Throws	8	vs. Coastal Carolina	12/18/18
Free Throw Attempts	10	vs. Coastal Carolina	12/18/18

Opponent	Start	Min.	FG-A	3PT-A	FT-A	O-D-T	PF	Ast.	TO	Blk.	St.	Pts.
GRAMBLING STATE	*	22	6-8	0-1	3-3	4-0-4	5	0	4	0	0	15
NICHOLLS STATE	*	27	4-9	0-1	0-0	2-2-4	2	4	3	0	5	8
at New Mexico	*	32	3-7	0-0	4-4	2-4-6	2	1	1	0	1	10
at Iowa State	*	34	3-7	0-1	1-2	0-1-1	2	0	2	1	0	7
LOUISIANA-LAFAYETTE	*	24	4-8	0-1	1-1	0-2-2	4	1	3	0	2	9
at Xavier (La.)	*	24	0-1	0-0	4-6	1-1-2	3	1	1	0	1	4
OKLAHOMA	*	26	6-11	0-0	2-3	2-1-3	4	1	2	1	3	14
at St. Joseph's	*	27	5-6	0-0	4-4	1-3-4	0	2	2	0	1	14
SAMFORD	*	20	3-8	0-0	3-4	1-1-2	1	2	3	1	2	9
vs. Coastal Carolina	*	25	3-8	0-0	8-10	2-4-6	3	1	3	0	2	14
vs. North Carolina	*	30	9-12	0-0	0-0	4-2-6	2	0	4	1	4	18
at Elon	*	26	7-10	0-0	3-3	5-2-7	2	2	1	0	2	17
ALABAMA STATE	*	24	3-4	0-0	6-8	2-2-4	1	2	1	0	3	12
TENNESSEE	*	31	6-10	0-0	4-6	3-2-5	4	2	2	0	1	16
at Florida	*	33	3-8	0-0	3-4	1-6-7	4	0	3	0	0	9
at Alabama	*	30	5-9	0-1	0-0	0-3-3	3	4	5	0	1	10
MISSISSIPPI STATE	*	33	6-15	0-0	2-7	1-0-1	2	1	2	0	7	14
at Vanderbilt	*	38	3-6	0-0	2-3	3-1-4	3	4	2	0	4	8
TEXAS A&M	*	32	3-12	0-0	4-5	2-2-4	4	1	3	0	4	10
at Missouri	*	31	6-10	0-0	0-2	1-3-4	3	1	2	1	2	12
at Ole Miss	*	20	4-12	0-0	3-4	4-2-6	4	1	4	0	2	11
GEORGIA												
KENTUCKY												
at Arkansas												
at Tennessee												
ALABAMA												
MISSOURI												
SOUTH CAROLINA												
at LSU												

CAREER HIGHS (incl. 2 years @ Duke)

Points	18	vs. North Carolina	12/20/18
Rebounds	7	at Elon	12/22/18
Assists	4	4x; last at Vanderbilt	1/17/19
Blocks	1	3x; last vs. Samford	12/16/18
Steals	7	vs. Mississippi State	1/14/19
Field Goals	9	vs. North Carolina	12/20/18
Field Goal Attempts	15	vs. Mississippi State	1/14/19
3-Point Field Goals			
3-Point FG Attempts	1	6x; last vs. Alabama	1/10/19
Free Throws	8	vs. Coastal Carolina	12/18/18
Free Throw Attempts	10	vs. Coastal Carolina	12/18/18

PRIMM'S CAREER STATISTICS (at Auburn)

Season	gp-gs	min/avg	Total		3-Point		F-Throws		Rebounds				Scoring							
			fg-fga	pct	fg-fga	pct	ft-fta	pct	off	def	tot	avg	pf	fo	ast	to	blk	stl	pts	avg
2018-19	21-21	584/27.8	92-181	.508	0-5	.000	57-79	.722	41	44	85	4.0	58	1	31	53	5	47	241	11.5
TOTAL	21-21	584/27.8	92-181	.508	0-5	.000	57-79	.722	41	44	85	4.0	58	1	31	53	5	47	241	11.5



Erin HOWARD

#24

Freshman • Guard/Forward • 6-1

Madison, Wis.

Madison East HS

- Returned to starting lineup at Ole Miss; had 8 points, 5 rebounds, 3 steals in career-high 37 minutes (1/31)
- Had career-high 5 assists, 3 steals in win at Alabama (1/10)
- Made first collegiate start vs. Tennessee (1/3); scored career-high 11 points in 33 minutes
- Career-high 7 rebounds; hit record-setting 14th Auburn 3-pointer in win at Elon (12/22)
- Had steal-and-score at end of 1st half vs. Oklahoma to give Auburn 14-point halftime lead; finished with 4 points, 4 rebounds, 3 assists (12/2)
- Hit first two career 3-pointers, including buzzer-beater at end of 3rd quarter, in win over New Mexico (11/11); finished with 8 points
- Played 11 minutes in first collegiate game vs. Grambling; finished with 2 points, 3 rebounds, 2 steals (11/6)
- Averaged 17.4 points, 11.1 rebounds, 3.9 assists as high school senior
- First Auburn women's basketball player from state of Wisconsin

SEASON HIGHS

Points	11	vs. Tennessee	1/3/19
Rebounds	7	2x; last vs. Alabama State	12/29/18
Assists	5	at Alabama	1/10/19
Blocks	2	2x; last vs. Alabama State	12/29/18
Steals	3	2x; last at Ole Miss	1/31/19
Field Goals	4	vs. Tennessee	1/3/19
Field Goal Attempts	13	vs. Alabama State	12/29/18
3-Point Field Goals	3	vs. Tennessee	1/3/19
3-Point FG Attempts	9	vs. Alabama State	12/29/18
Free Throws	2	at New Mexico	11/11/18
Free Throw Attempts	2	at New Mexico	11/11/18

Opponent	Start	Min.	FG-A	3PT-A	FT-A	O-D-T	PF	Ast.	TO	Blk.	St.	Pts.
GRAMBLING STATE		11	1-4	0-2	0-0	2-1-3	1	1	0	0	2	2
NICHOLLS STATE		11	0-2	0-2	0-0	0-2-2	1	0	0	1	2	0
at New Mexico		20	2-4	2-3	2-2	0-1-1	2	1	1	1	0	8
at Iowa State		8	0-1	0-1	0-0	0-0-0	2	1	1	0	0	0
LOUISIANA-LAFAYETTE						--DNP--						
at Xavier (La.)		12	2-6	1-5	0-0	0-0-0	2	1	1	1	0	5
OKLAHOMA		11	2-4	0-1	0-0	2-2-4	1	3	0	0	1	4
at St. Joseph's		10	0-1	0-0	0-0	0-0-0	1	0	1	0	0	0
SAMFORD		12	0-3	0-2	0-0	0-0-0	0	1	1	1	0	0
vs. Coastal Carolina		14	2-4	0-2	0-0	1-3-4	2	0	0	0	0	4
vs. North Carolina		14	1-2	1-2	0-0	0-1-1	0	0	0	0	2	3
at Elon		18	2-5	2-4	0-0	2-5-7	2	3	1	2	0	6
ALABAMA STATE		29	2-13	1-9	0-0	2-5-7	3	2	1	2	2	5
TENNESSEE	*	33	4-8	3-7	0-0	3-1-4	3	0	0	0	1	11
at Florida	*	31	1-3	1-3	0-0	0-5-5	1	2	0	1	0	3
at Alabama	*	30	1-7	0-4	0-0	1-1-2	2	5	0	1	3	2
MISSISSIPPI STATE	*	15	0-0	0-0	0-0	0-0-0	2	0	0	0	0	0
at Vanderbilt	*	19	1-7	0-4	0-0	2-1-3	1	0	2	0	0	2
TEXAS A&M		15	0-2	0-1	0-0	0-3-3	0	2	0	0	1	0
at Missouri		15	0-2	0-1	0-0	1-0-1	1	0	0	0	1	0
at Ole Miss	*	37	3-5	1-3	1-2	2-3-5	3	2	1	0	3	8
GEORGIA												
KENTUCKY												
at Arkansas												
at Tennessee												
ALABAMA												
MISSOURI												
SOUTH CAROLINA												
at LSU												

HOWARD'S CAREER STATISTICS

Season	gp-gs	min/avg	Total		3-Point		F-Throws		Rebounds				Scoring							
			fg-fga	pct	fg-fga	pct	ft-fta	pct	off	def	tot	avg	pf	fo	ast	to	blk	stl	pts	avg
2018-19	20-6	372/18.6	24-83	.289	12-56	.214	3-4	.750	18	34	52	2.6	30	0	24	10	10	18	63	3.2
TOTAL	20-6	372/18.6	24-83	.289	12-56	.214	3-4	.750	18	34	52	2.6	30	0	24	10	10	18	63	3.2



Janiah McKAY

#33

Senior • Guard • 5-6

Gainesville, Fla.

Gainesville HS

• 2018 Preseason All-SEC Second Team

- Season-high 23 points at Missouri (1/27)
- 16 points, 6 rebounds, 6 assist, 3 steals at Florida in front of hometown fans for the last time (1/6)
- Three straight 20-point games: 21 at St. Joseph's, 20 vs. Samford, 21 vs. Coastal Carolina; Auburn's leading scorer in each game
- Scored 21 points along with 4 steals and 4 assists at St. Joseph's; was 7-of-8 at FT line in 4th quarter to clinch win (12/6)
- Named to Preseason WNIT All-Tournament Team; averaged 15.6 points, 5.3 assists in the tournament
- Recorded second career double-double with 16 points, 10 assists in season-opener vs. Grambling (11/6)
- Scored 25+ points in three straight games in '18 (TAMU, SC, Arkansas), first Auburn player since DeWanna Bonner (2009) to accomplish that feat
- Matched career-high with 29 points along with 5 assists and 5 steals in win over Louisiana Tech (11/19); also had 29 vs. UT and Alabama in 2016-17

SEASON HIGHS

Points	23	at Missouri	1/27/19
Rebounds	5	2x; last at Iowa State	11/13/18
Assists	10	vs. Grambling	11/6/18
Blocks	2	vs. Grambling	11/6/18
Steals	4	4x; last at Vanderbilt	1/17/19
Field Goals	9	2x; last at Missouri	1/27/19
Field Goal Attempts	20	at Missouri	1/27/19
3-Point Field Goals	3	at Iowa State	11/13/18
3-Point FG Attempts	5	2x; last at Vanderbilt	1/17/19
Free Throws	10	vs. North Carolina	12/20/18
Free Throw Attempts	13	vs. North Carolina	12/20/18

Opponent	Start	Min.	FG-A	3PT-A	FT-A	O-D-T	PF	Ast.	TO	Blk.	St.	Pts.
GRAMBLING STATE	*	28	6-8	2-2	2-2	0-2-2	3	10	1	2	3	16
NICHOLLS STATE	*	31	5-12	0-2	4-4	0-3-3	4	7	2	0	3	14
at New Mexico	*	39	6-12	1-1	6-8	1-4-5	2	6	2	0	3	19
at Iowa State	*	36	5-14	3-5	1-2	0-5-5	4	3	4	0	1	14
LOUISIANA-LAFAYETTE	*	34	4-10	1-3	4-4	1-1-2	3	6	5	0	3	13
at Xavier (La.)	*	27	4-7	0-2	1-3	0-0-0	0	7	4	0	2	9
OKLAHOMA	*	29	3-11	0-2	0-0	1-0-1	4	1	1	0	1	6
at St. Joseph's	*	28	6-10	0-2	9-10	0-1-1	1	4	4	0	4	21
SAMFORD	*	26	6-12	1-2	7-8	1-3-4	0	4	2	0	4	20
vs. Coastal Carolina	*	33	7-13	0-4	7-9	0-2-2	1	4	5	0	1	21
vs. North Carolina	*	37	5-18	1-4	10-13	1-3-4	3	4	2	0	4	21
at Elon	*	24	6-8	1-2	0-0	1-2-3	1	4	1	0	1	13
ALABAMA STATE	*	18	0-6	0-0	7-7	0-1-1	2	3	0	0	2	7
TENNESSEE	*	30	2-11	1-3	5-6	1-0-1	2	2	3	0	2	10
at Florida	*	30	6-11	0-1	4-5	1-5-6	2	6	3	0	3	16
at Alabama	*	32	3-7	0-1	2-2	0-5-5	2	3	4	0	2	8
MISSISSIPPI STATE	*	30	3-14	0-3	0-1	1-2-3	3	3	1	0	2	6
at Vanderbilt	*	37	9-18	1-5	0-0	0-0-0	3	6	2	0	4	19
TEXAS A&M	*	34	6-16	1-4	4-4	1-0-1	3	3	3	0	2	17
at Missouri	*	36	9-20	1-2	4-8	1-2-3	3	1	1	0	1	23
at Ole Miss	*	29	2-7	1-3	1-2	1-1-2	3	6	2	0	1	6

CAREER HIGHS

Points	29	3x; last vs. Louisiana Tech	11/19/17
Rebounds	8	vs. North Carolina A&T	11/16/17
Assists	13	vs. Ole Miss	1/8/17
Blocks	2	vs. Grambling	11/6/18
Steals	6	2x; last vs. Xavier (La.)	12/28/17
Field Goals	11	4x; last at Mississippi State	2/22/18
Field Goal Attempts	25	vs. Alabama	2/20/17
3-Point Field Goals	5	at Towson	12/20/15
3-Point FG Attempts	9	at Towson	12/20/15
Free Throws	12	vs. Arkansas	1/14/18
Free Throw Attempts	14	2x; last vs. Arkansas	1/14/18

GEORGIA
KENTUCKY
at Arkansas
at Tennessee
ALABAMA
MISSOURI
SOUTH CAROLINA
at LSU

McKAY'S CAREER STATISTICS

Season	gp-gs	min/avg	Total		3-Point		F-Throws		Rebounds				Scoring							
			fg-fga	pct	fg-fga	pct	ft-fa	pct	off	def	tot	avg	pf	fo	ast	to	blk	stl	pts	avg
2015-16	33-19	894/27.1	104-285	.365	28-100	.280	69-101	.683	17	48	65	2.0	72	1	76	119	4	43	305	9.2
2016-17	32-32	906/28.3	145-397	.365	14-63	.222	110-148	.743	11	50	61	1.9	63	1	109	73	0	43	414	12.9
2017-18	29-28	936/32.3	168-419	.401	14-57	.246	130-157	.828	14	87	101	3.5	62	2	129	96	1	68	480	16.6
2018-19	21-21	649/30.9	103-245	.420	15-53	.283	78-98	.796	12	42	54	2.6	49	0	93	52	2	49	299	14.2
TOTAL	115-100	3385/29.4	520-1346	.386	71-273	.260	387-504	.768	54	227	281	2.4	246	4	407	340	7	203	1498	13.0



Natalie KELLY

#35

Freshman • Forward • 6-3

Albany, La.

Albany HS

- Played 3 minutes in collegiate debut vs. Grambling; had 1 points, 1 rebound (11/6)
- Made first SEC appearance at Missouri (1/27)
- Ranked as No. 38 post player in nation, according to ESPN HoopGurlz
- Averaged 17.1 points, 12.1 rebounds, 3.3 steals as high school senior
- Set school record for single-season rebounds with 379 as a junior

SEASON/CAREER HIGHS

Points	2	vs. UL-Lafayette	11/25/18
Rebounds	3	2x; last vs. Alabama State	12/29/18
Assists			
Blocks	1	2x; last vs. Alabama State	12/29/18
Steals	1	at XULA	11/28/18
Field Goals	1	vs. UL-Lafayette	11/25/18
Field Goal Attempts	2	vs. UL-Lafayette	11/25/18
3-Point Field Goals			
3-Point FG Attempts			
Free Throws	1	3x; last vs. Alabama State	12/29/18
Free Throw Attempts	2	4x; last vs. Alabama State	12/29/18

Opponent	Start	Min.	FG-A	3PT-A	FT-A	O-D-T	PF	Ast.	TO	Blk.	St.	Pts.
GRAMBLING STATE		3	0-0	0-0	1-2	1-0-1	0	0	3	0	0	1
NICHOLLS STATE						--DNP--						
at New Mexico						--DNP--						
at Iowa State						--DNP--						
LOUISIANA-LAFAYETTE	4		1-2	0-0	0-2	0-0-0	0	0	0	1	0	2
at Xavier (La.)	7		0-1	0-0	1-2	0-0-0	1	0	1	0	1	1
OKLAHOMA	1		0-0	0-0	0-0	0-0-0	0	0	0	0	0	0
at St. Joseph's	1		0-0	0-0	0-0	0-0-0	0	0	0	0	0	0
SAMFORD	10		0-1	0-0	0-0	1-2-3	1	0	1	0	0	0
vs. Coastal Carolina	8		0-0	0-0	0-0	0-1-1	0	0	2	0	0	0
vs. North Carolina						--DNP--						
at Elon	3		0-0	0-0	0-0	0-0-0	0	0	0	0	0	0
ALABAMA STATE	8		0-0	0-0	1-2	3-0-3	1	0	1	1	0	1
TENNESSEE						--DNP--						
at Florida						--DNP--						
at Alabama						--DNP--						
MISSISSIPPI STATE						--DNP--						
at Vanderbilt						--DNP--						
TEXAS A&M						--DNP--						
at Missouri	1		0-0	0-0	0-0	0-0-0	0	0	0	0	0	0
at Ole Miss	1		0-0	0-0	0-0	0-0-0	1	0	0	0	0	0
GEORGIA												
KENTUCKY												
at Arkansas												
at Tennessee												
ALABAMA												
MISSOURI												
SOUTH CAROLINA												
at LSU												

KELLY'S CAREER STATISTICS

Season	gp-gs	min/avg	Total		3-Point		F-Throws		Rebounds				Scoring							
			fg-fga	pct	fg-fga	pct	ft-fta	pct	off	def	tot	avg	pf	fo	ast	to	blk	stl	pts	avg
2018-19	11-0	47/4.3	1-4	.250	0-0	.000	3-8	.375	6	3	9	0.8	4	0	0	8	2	1	5	0.5
TOTAL	11-0	47/4.3	1-4	.250	0-0	.000	3-8	.375	6	3	9	0.8	4	0	0	8	2	1	5	0.5

Game 1: Nov. 6, 2018 Auburn 97, Grambling 48 Auburn Arena Auburn, Ala.

Official Basketball Box Score -- Game Totals -- Final Statistics
Grambling State vs Auburn
11/06/18 5:30 pm at Auburn Arena -- Auburn, Ala.

Grambling State 48 • 0-1

#	Player	Total			3-Ptr			Rebounds			PF	TP	A	T	Bk	Stl	Min
		FG	FGA	FT	FTA	FG	FGA	FT	FTA	Off							
17	CONNALLY-BANKS, M	1	5	0	0	1	1	2	3	2	1	0	0	2	1	17	
02	HILL, Sha'kyia	0	11	0	3	18	5	4	0	3	3	4	0	0	1	24	
11	WILLIAMS, Ariel	2	6	1	2	0	0	2	3	5	0	4	0	1	20		
23	COLEMAN, Justice	0	2	0	0	1	1	2	3	4	0	0	0	1	29		
23	VANCEY, Mylshia	1	5	0	2	2	0	2	4	1	2	0	0	0	22		
03	FORTE, Jasmine	1	5	0	2	2	1	0	0	2	2	1	0	0	17		
03	PARSONS, Takerra	0	1	0	0	1	1	1	0	1	0	0	0	0	8		
05	BODY, Markisha	1	4	1	3	2	2	0	0	5	0	0	0	0	10		
15	PARAMORE, Candice	0	2	0	0	1	2	3	0	0	1	2	0	1	7		
21	LONDONO, Catryn	1	5	0	0	0	0	0	1	2	0	4	0	1	21		
32	HENDERSON, Hannah	1	1	1	2	0	1	1	3	5	0	1	0	1	15		
Totals		15	58	3	15	20	13	26	20	48	9	30	0	10	200		

1st FG %:	41.3	38.8%	2nd:	41.3	33.3%	3rd:	61.5	40.0%	4th:	61.2	50.0%	Game:	20.53	23.9%	Deadball
3FG %:	0.0	0.0%	FT %:	0.0	0.0%	Reb %:	1.5	25.0%	PF:	10	10.0%	TP:	1	1.0%	Rebounds
FT %:	0.0	0.0%	Reb %:	1.5	25.0%	PF:	10	10.0%	TP:	1	1.0%	Rebounds	2.1		

Auburn 97 • 1-0

#	Player	Total			3-Ptr			Rebounds			PF	TP	A	T	Bk	Stl	Min
		FG	FGA	FT	FTA	FG	FGA	FT	FTA	Off							
20	Unique Thompson	1	5	0	0	4	6	3	10	13	4	14	1	2	2	1	27
00	Daisa Alexander	9	6	1	6	0	2	6	8	1	13	3	3	0	0	35	
05	Emari Jones	9	5	1	3	0	0	3	8	1	13	3	0	0	2	28	
23	Crystal Primm	9	6	1	3	4	0	4	5	1	15	4	0	0	0	22	
33	Janiah McKay	9	6	2	2	2	2	2	3	16	10	1	2	3	0	28	
01	Robyn Benton	6	12	3	8	1	2	0	1	16	3	1	1	3	24		
04	Abigayle Jackson	2	2	0	0	0	2	2	2	4	1	1	0	1	10		
10	Kiyae' White	1	2	0	0	1	3	2	2	4	1	3	2	0	0	12	
24	Erin Howard	1	4	0	2	0	1	2	3	1	2	1	0	0	11		
35	Natalie Kelly	2	0	0	0	1	1	0	0	0	0	3	0	0	3		
Totals		38	71	9	28	12	17	20	43	53	18	97	24	8	6	200	

1st FG %:	9.19	47.4%	2nd:	7.13	53.8%	3rd:	10.18	55.6%	4th:	12.21	57.1%	Game:	38.71	53.3%	Deadball
3FG %:	0.0	0.0%	FT %:	6.9	66.3%	Reb %:	3.3	66.7%	PF:	12	12.0%	TP:	4	4.0%	Rebounds

Officials: Mark Zentz, Billy Smith, Carmen Portomoral
Technical fouls: Grambling State-None, Auburn-None.
Attendance: 1657

Score by periods	1st	2nd	3rd	4th	Total
Grambling State	15	5	16	12	48
Auburn	26	18	24	29	97

Last FG - GRAMWB 4th-00:35, AU 4th-00:09.
Largest lead - GRAMWB by 4 1st-08:38, AU by 49 4th-00:09.
GRAMWB led for 02:56, AU led for 36:47. Game was tied for 00:17.

Game 2: Nov. 9, 2018 Auburn 80, Nicholls State 59 Auburn Arena Auburn, Ala. Preseason WNIT - Round 1

Official Basketball Box Score -- Game Totals -- Final Statistics
Nicholls vs Auburn
11/09/18 6:00 pm at Auburn Arena -- Auburn, Ala.

Nicholls 59 • 0-2

#	Player	Total			3-Ptr			Rebounds			PF	TP	A	T	Bk	Stl	Min
		FG	FGA	FT	FTA	FG	FGA	FT	FTA	Off							
33	Washington, Bryanna	1	2	0	0	0	1	4	5	2	0	0	1	0	0	28	
05	Hamilton, Airi	2	5	1	2	2	0	4	4	2	7	5	2	0	1	33	
13	Heinemann, Kinzie	3	6	5	0	0	0	1	1	9	2	3	0	0	0	29	
20	Barros, Cassidy	6	11	2	6	8	11	2	20	4	5	0	2	1	40		
32	Collins, Destiny	5	16	2	7	1	1	1	13	2	6	0	0	0	37		
01	Wilson, Bree	0	2	0	2	0	0	1	1	0	0	0	0	0	7		
11	Mann, Adrian	1	5	1	4	1	2	0	0	1	4	2	4	0	16		
15	Bowie, Lauryn	3	4	0	0	0	0	0	0	4	6	0	1	0	10		
22	Johnson, Loan-Anh	0	1	0	0	0	0	0	0	0	0	0	0	0	5		
25	Ezechukwu, Chrystal	0	1	0	0	0	0	1	1	0	0	0	0	0	1		
Totals		20	53	9	24	10	11	6	22	28	14	59	16	24	7	200	

1st FG %:	41.3	38.8%	2nd:	41.3	38.8%	3rd:	61.5	40.0%	4th:	61.2	50.0%	Game:	20.53	37.7%	Deadball
3FG %:	0.0	0.0%	FT %:	0.0	0.0%	Reb %:	1.5	25.0%	PF:	10	10.0%	TP:	1	1.0%	Rebounds

Auburn 80 • 2-0

#	Player	Total			3-Ptr			Rebounds			PF	TP	A	T	Bk	Stl	Min
		FG	FGA	FT	FTA	FG	FGA	FT	FTA	Off							
20	Unique Thompson	1	3	7	0	0	0	1	9	10	4	6	1	3	2	4	24
00	Daisa Alexander	7	12	2	5	4	3	2	5	0	20	1	1	0	2	31	
05	Emari Jones	6	15	1	5	2	2	3	5	8	1	15	3	2	1	31	
23	Crystal Primm	9	4	9	0	1	0	2	4	2	8	4	3	0	5	27	
33	Janiah McKay	5	12	2	4	4	0	3	3	4	14	7	2	0	3	31	
01	Robyn Benton	4	8	1	3	0	0	0	1	1	3	9	1	0	1	18	
04	Abigayle Jackson	2	3	0	0	2	2	1	6	1	6	1	3	0	0	16	
10	Kiyae' White	1	3	0	0	0	0	0	0	1	2	2	1	0	0	11	
24	Erin Howard	0	2	0	2	0	0	0	2	2	1	0	0	1	2	11	
Totals		32	71	4	18	12	13	14	28	42	17	80	19	16	5	180	

1st FG %:	6.17	41.3%	2nd:	7.13	53.8%	3rd:	11.19	57.9%	4th:	6.22	27.3%	Game:	32.71	45.1%	Deadball
3FG %:	0.0	0.0%	FT %:	0.0	0.0%	Reb %:	3.4	75.0%	PF:	12	12.0%	TP:	3	3.0%	Rebounds

Officials: Neerita Williams, David Jenkins, Simone Reid
Technical fouls: Nicholls-None, Auburn-None.
Attendance: 2316
Preseason WNIT - First Round

Score by periods	1st	2nd	3rd	4th	Total
Nicholls	10	16	17	16	59
Auburn	23	14	27	16	80

Last FG - NICH 4th-00:29, AU 4th-00:48.
Largest lead - NICH None, AU by 29 4th-00:21.
NICH led for 00:00, AU led for 29:45. Game was tied for 00:14.

Game 3: Nov. 11, 2018 Auburn 79, New Mexico 76 The Pit Albuquerque, N.M. Preseason WNIT - Quarterfinal

Official Basketball Box Score -- Game Totals -- Final Statistics
Auburn vs New Mexico
11/11/18 2:00 pm at Albuquerque, N.M. - The Pit

Auburn 79 • 3-0

#	Player	Total			3-Ptr			Rebounds			PF	TP	A	T	Bk	Stl	Min
		FG	FGA	FT	FTA	FG	FGA	FT	FTA	Off							
20	Unique Thompson	1	7	1	3	0	5	7	8	11	19	0	4	1	1	35	
00	Daisa Alexander	6	16	4	2	4	1	3	4	14	0	2	0	0	3	28	
05	Emari Jones	6	2	1	8	0	1	1	2	2	5	2	6	0	1	24	
23	Crystal Primm	6	3	7	0	4	2	4	2	10	1	1	0	1	1	32	
33	Janiah McKay	6	12	1	6	8	1	4	5	2	19	6	2	0	0	39	
01	Robyn Benton	4	1	0	0	1	1	2	2	1	2	2	1	0	1	18	
04	Abigayle Jackson	1	1	0	0	0	0	0	0	3	2	0	0	0	0	4	
10	Kiyae' White	0	1	0	0	0	0	1	1	0	0	0	0	0	0	0	
24	Erin Howard	2	4	2	2	0	1	1	2	8	1	1	1	0	0	20	
Team		0	3	6	0	0	0	0	0	0	0	0	0	0	0	0	
Totals		28	68	4	17	19	25	17	28	45	18	79	11	17	2	201	

1st FG %:	6.21	38.2%	2nd:	4.13	38.8%	3rd:	9.18	50.0%	4th:	9.16	56.3%	Game:	28.68	41.2%	Deadball
3FG %:	0.0	0.0%	FT %:	0.0	0.0%	Reb %:	1.3	33.3%	PF:	13	33.3%	TP:	4	4.0%	Rebounds

New Mexico 76 • 1-1

#	Player	Total			3-Ptr			Rebounds			PF	TP	A	T	Bk	Stl	Min
		FG	FGA	FT	FTA	FG	FGA	FT	FTA	Off							
21	Nike McClure	1	2	0	0	1											

Game 4: Nov. 13, 2018
Iowa State 67, Auburn 64
Hilton Coliseum
Ames, Iowa
Preseason WNIT - Semifinal

Official Basketball Box Score -- Game Totals -- Final Statistics
 Auburn vs Iowa State
 11/13/18 6:35 p.m. at Hilton Coliseum - Ames, Iowa

Auburn 64 • 3-1		Total	3-Ptr	Rebounds	FT-FTA		Off Def Tot	PF	TP	A TO Bk Stl	Min		
##	Player	FG-FGA	FG-FGA	FT-FTA	Off	Def	Tot						
00	Daisa Alexander	2-5	0-3	0-0	0	2	2	4	1	2	0	22	
05	Emari Jones	4-9	4-8	3-4	3	4	7	4	15	3	2	39	
20	Unique Thompson	4-7	1-1	0-0	4	10	14	3	19	2	2	36	
23	Crystal Primm	3-7	0-1	1-2	0	7	7	2	1	0	0	34	
33	Janiah McKay	5-14	3-5	1-2	0	5	5	4	14	3	0	36	
01	Robyn Benton	1-6	1-5	0-0	0	0	0	1	3	0	0	19	
04	Abigaily Jackson	1-3	0-1	0-0	0	1	1	2	0	0	0	4	
10	Kiyae' White	0-0	0-0	0-0	0	0	0	0	0	0	0	2	
24	Erin Howard	0-1	0-1	0-0	0	0	0	2	0	1	0	8	
Team						6		1					
Totals		23-56	8-24	10-17	9	27	36	22	64	10	16	3	200

1st FG %: 7.14 59.0% 2nd: 7.13 53.8% 3rd: 6.16 33.1% 4th: 6.16 33.1% Game: 23.56 41.5% Deadball
 3FG %: 1.4 25.0% 2.5 40.0% 1.7 14.3% 4.8 50.0% 8-24 33.3% Rebounds
 FT %: 6.0 66.7% 6.0 66.7% 4.8 50.0% 10-17 58.8% 5

Iowa State 67 • 3-0

##	Player	FG-FGA	FG-FGA	FT-FTA	Off	Def	Tot	PF	TP	A TO Bk Stl	Min		
01	Wise, Madison	5-15	3-10	0-0	0	7	7	1	13	1	3	0	40
21	Carleton, Bridget	4-10	1-5	6-10	5	8	13	0	15	8	2	2	40
24	Joens, Ashley	6-16	5-12	1-2	0	2	2	3	18	0	2	1	33
32	Burkhal, Meredith	5-8	0-0	2-2	6	2	8	4	1	0	2	0	30
33	Middleton, Alexa	2-7	0-2	0-0	0	1	1	0	4	2	0	1	26
04	Johnson, Rae	0-1	0-1	0-2	0	1	1	0	1	0	0	1	15
10	Washington, Nia	0-1	0-1	0-0	0	0	0	0	0	0	1	1	1
13	Camber, Adriana	0-1	0-1	1-2	0	0	0	0	1	0	0	0	4
15	Nazewa, Ines	1-2	0-0	3-6	2	3	5	3	5	0	1	0	6
25	Scott, Kristin	0-1	0-0	0-0	1	0	1	0	0	0	0	1	5
Team						2		4					
Totals		23-62	9-32	12-24	16	26	42	13	67	13	5	0	200

1st FG %: 3.17 17.6% 2nd: 6.19 49.6% 3rd: 6.16 42.9% 4th: 6.16 42.9% Game: 23.62 37.1% Deadball
 3FG %: 1.0 16.7% 2.4 40.0% 3.5 58.3% 4.4 50.0% 12-24 50.0% 8

Officials: Brian Hall, Bryan Entlerline, Amy Bonner
 Technical fouls: Auburn-None, Iowa State-None.
 Attendance: 9274
 Preseason WNIT - Semifinal
 Fouled out: none

Score by periods	1st	2nd	3rd	4th	Total
Auburn	18	20	7	19	64
Iowa State	13	16	16	22	67

Last FG - AU 4th-00:41, ISU 4th-00:09.
 Largest lead - AU by 15, 2nd-02:26, ISU by 10, 4th-02:21.
 AU led for 28:59, ISU led for 09:19. Game was tied for 01:42.

AMES, Iowa -- A furious comeback by the Auburn women's basketball team fell just short Tuesday night as the Tigers dropped a 67-64 battle at Iowa State in the Preseason WNIT semifinal.

Trailing by 10 with less than two minutes to play, senior Janiah McKay made three straight 3-pointers in less than a minute - the last coming with 41 seconds left - to tie the game at 64-all. But the Tigers were unable to get a shot away in their final two possessions, and a Cyclone layup with 9 seconds to play was the difference.

Sophomore Unique Thompson had her second straight double-double and third of the season with 19 points and 14 rebounds. Emari Jones matched a season-high with 15 points, and McKay's late flurry gave her a 14-point night.

Auburn was playing its third game in five days in three different states and will have traveled over 3,700 miles since Saturday by the time the team returns home Wednesday.

Thompson dominated both ends of the floor in the first half, racking up 16 points and 10 rebounds by halftime. Meanwhile, Iowa State started cold, shooting 18 percent in the first quarter and 28 percent in the first half as the Tigers were able to build an early lead. Auburn led by as many as 15 late in the second quarter before the Cyclones cut the lead to nine at the break, 38-29.

A 3-pointer from Jones to start the second half pushed the Tigers' lead to 12. But from there, the Cyclones caught fire. A 10-0 ISU run cut the lead to two with 6:34 left in the quarter, and a buzzer-beating 3-pointer tied the game at 45-45.

The Cyclones took their first lead nine seconds into the fourth quarter and never trailed again, going on an 8-0 run to push the advantage to 10 points at 64-54 with 2:21 to play. But after a Jones free throw cut the deficit to nine, McKay, who had been quiet most of the night, hit three 3-pointers in a span of 47 seconds to tie the game.

Auburn shot 41.1% for the game, but just 31% in the second half. Meanwhile, Iowa State shot 47% in the second half, including 40% on 3-pointers. The Cyclones won the rebounding battle 42-36, including 16 offensive rebounds which turned into 14 second-chance points.

Game 5: Nov. 25, 2018
Auburn 71, Louisiana-Lafayette 59
Auburn Arena
Auburn, Ala.

Official Basketball Box Score -- Game Totals -- Final Statistics
 Auburn vs Louisiana
 11/25/18 2:00 p.m. at Auburn Arena -- Auburn, Ala.

Louisiana 59 • 2-3

##	Player	FG-FGA	FG-FGA	FT-FTA	Off	Def	Tot	PF	TP	A TO Bk Stl	Min		
05	Mathis,Jomyra	1-9	0-0	2-2	3	3	6	5	4	2	0	23	
11	Goodwin,Skyler	1-4	0-2	0-0	0	3	3	0	2	0	5	0	31
35	Doucet,Ty'Reona	6-15	0-0	1-1	4	9	13	3	13	0	2	2	38
02	Williams,Brandi	9-13	2-7	7-8	0	2	2	15	0	4	0	1	39
15	Morrison,Diamond	3-5	1-3	0-0	0	2	2	3	7	0	3	0	16
04	Rivera,Caroline	0-0	0-0	0-0	0	2	2	0	0	3	0	0	15
10	Courmyer,Andrea	4-8	2-4	0-0	0	2	2	10	4	4	0	7	22
25	Womack,Jazmyne	2-6	0-1	4-5	4	1	5	1	8	0	3	0	16
Team						2		2					
Totals		20-60	5-17	14-16	13	24	37	19	59	6	26	2	200

1st FG %: 4.13 30.8% 2nd: 4.16 25.0% 3rd: 5.19 26.3% 4th: 7.12 58.3% Game: 20.60 34.3% Deadball
 3FG %: 2.6 33.3% 1.4 25.0% 0.3 50.0% 2.4 50.0% 5-17 29.4% Rebounds
 FT %: 3.3 100.0% 4.4 100.0% 6.6 66.7% 3.3 100.0% 14-16 87.5% 2

Auburn 71 • 4-1

##	Player	FG-FGA	FG-FGA	FT-FTA	Off	Def	Tot	PF	TP	A TO Bk Stl	Min		
20	Unique Thompson	7-12	0-0	2-5	3	10	13	3	16	0	4	1	31
00	Daisa Alexander	6-18	1-1	0-0	0	1	1	3	3	6	0	3	26
05	Emari Jones	9-9	1-4	1-1	5	5	10	3	8	2	3	0	37
23	Crystal Primm	4-8	0-1	1-1	0	2	2	4	9	1	3	0	24
33	Janiah McKay	4-10	1-3	4-4	1	1	2	3	13	6	5	0	31
01	Robyn Benton	5-7	2-3	3-4	1	1	2	15	1	0	0	2	24
04	Abigaily Jackson	2-4	1-2	0-0	0	4	2	5	1	0	3	0	14
10	Kiyae' White	0-1	0-0	0-0	0	0	0	0	0	1	0	0	6
05	Natalie Kelly	1-2	0-0	0-2	0	0	0	0	2	0	1	0	4
Team						4		4					
Totals		27-61	6-14	11-17	12	26	38	20	71	19	22	5	200

1st FG %: 7.16 43.8% 2nd: 6.13 46.2% 3rd: 6.13 46.2% 4th: 8.19 42.1% Game: 27.61 44.3% Deadball
 3FG %: 1.2 50.0% 1.2 50.0% 1.4 25.0% 3.4 50.0% 6-14 42.9% Rebounds
 FT %: 3.3 66.7% 4.4 100.0% 6.6 66.7% 4.4 100.0% 11-17 64.7% 4,1

Officials: Beverly Roberts, Cameron Inouye, Bill Larance
 Technical fouls: Louisiana-None, Auburn-None.
 Attendance: 1488

Score by periods	1st	2nd	3rd	4th	Total
Louisiana	13	13	14	19	59
Auburn	17	17	14	23	71

Last FG - LA 4th-01:25, AU 4th-00:24.
 Largest lead - LA None, AU by 16, 4th-06:20.
 LA led for 00:00, AU led for 39:32. Game was tied for 00:27.

Points In Off 2nd Fast Bench
 LA 23 27 7 12 18
 AU 22 27 7 12 22

Score tied - 0 times.
 Lead changed - 0 times.

AUBURN -- Returning to the court for the first time in 12 days, the Auburn women's basketball team picked up a 71-59 victory over Louisiana-Lafayette at Auburn Arena on Sunday afternoon.

The win was the 10th straight home non-conference victory for Auburn (4-1), dating back to the 2016-17 season.

Sophomore Unique Thompson recorded her third straight double-double and fourth of the season grabbing 13 rebounds while dropping 16 points; she also led the team with four steals.

Freshman Robyn Benton added 15 points going 2-for-3 from beyond the 3-point line. Senior Janiah McKay finished with 13 points and six assists. Emari Jones had eight points and a career-high 10 rebounds, and Daisa Alexander finished with a career-high eight assists.

Auburn jumped out to a quick 15-5 lead behind five points apiece from Thompson and Benton in the opening five minutes. Louisiana (2-3) answered back to cut the Tigers' lead to four at 17-13 after the first quarter. Auburn again pushed ahead by as many as 12 following a Benton jumper with 59 seconds remaining in the half. Louisiana hit a late pair of free throws to cut the Auburn advantage to eight at the half, 34-26.

After the two teams exchanged buckets for much of the 3rd period, the Tigers began to pull away in the fourth quarter opening on an 11-3 run to increase their lead to as much as 16 points at 61-45 with just over five minutes to play. But the Cajuns answered back with a 16-5 run of their own to cut the Auburn lead to as little as five points with 1:25 to play. Auburn would force five turnovers in the last 85 seconds and took advantage of free-throw opportunities to seal the win.

The Tigers forced a season-best 26 turnovers, scoring 27 points on those takeaways. Auburn shot 44.3 percent from the floor and held the Cajuns to 33.3 percent.

Louisiana was paced by Ty'Reona Doucet, who finished with 13 points along with 13 rebounds. Brandi Williams finished with 15 points for the Ragin' Cajuns.

Game 6: Nov. 28, 2018
Auburn 77, Xavier (La.) 58
Convocation Center
New Orleans, La.

Official Basketball Box Score -- Game Totals -- Final Statistics
 Auburn vs Xavier (N.O.)
 11/28/18 6:00 pm at New Orleans, La.

Auburn 77 • 5-1

##	Player	FG-FGA	FG-FGA	FT-FTA	Off	Def	Tot	PF	TP	A TO Bk Stl	Min		
20	Unique Thompson	6-10	0-0	3-4	3	5	8	2	15	0	1	1	31
00	Daisa Alexander	5-9	3-3	0-0	0	3	3	6	2	13	5	1	30
05	Emari Jones	6-12	4-6	0-0	0	3	3	16	2	2	1	1	29
23	Crystal Primm	0-1	0-0	4-6	1	2	3	4	1	1	0	1	22
33	Janiah McKay	4-7	0-2	1-3	0	0	0	9	7	4	0	2	28
01	Robyn Benton	2-5	1-2	0-2	3	2	5	1	5	3	1	0	19
02	Brooke Moore	1-9	1-6	0-0	0	1	1	0	3	1	0	0	13
04	Abigaily Jackson	3-3	0-0	0-0	1	0	1	0	6	0	1	2	10
10	Kiyae' White	0-3	0-0	0-0	2	1	3	2	0	2	0	0	15
24	Erin Howard	2-6	1-5	0-0	0	1	1	0	2	1	1	0	14
05	Natalie Kelly	0-1	0-0	1-2	1	0	1	1	0	1	0	1	7
Team						4		4					
Totals		29-66	10-24	9-17	14	20	34	16	77	22	14	5	14

1st FG %: 1.13 41.3% 2nd: 8.15 33.3% 3rd: 9.17 42.9% 4th: 9.17 42.9% Game: 29.68 43.9% Deadball
 3FG %: 2.4 33.3% 3.7 42.9% 1.6 50.0% 2.5 40.0% 10-24 41.7% Rebounds
 FT %: 1.4 25.0% 1.4 25.0% 3.5 50.0% 2.3 66.7% 9-17 52.9% 3

Xavier (N.O.) 58 • 7-3

##	Player	FG-FGA	FG-FGA	FT-FTA	Off	Def	Tot	PF	TP	A TO Bk Stl	Min		
24	Smith, Gina	7-11	0-0	0-0	1	0	1	1	2	0	0	0	18
35	Duncan, Kyia	6-15	0-0	0-0	2	5	7	3	6	0	4	0	17
03	Hill, Jas	4-12	3-5	0-0	1	1	2	13	1	5	0	3	23
14	Virgil, Da'Jha	3-13	1-2	0-0	0	1	1	3	3	3	0	2	20
15	Wells, Essence	0-3</											

Game 7: Dec. 2, 2018

Auburn 95, Oklahoma 79

Auburn Arena

Auburn, Ala.

SEC/Big 12 Challenge

Official Basketball Box Score -- Game Totals -- Final Statistics
 Oklahoma vs Auburn
 12/02/18 7:00 pm at Auburn Arena -- Auburn, Ala.

Oklahoma 79 • 2-5		Total		3-Pr		Rebounds		PF		TP		A TO Blk Stl		Min
##	Player	FG	FGA	FT	FTA	Off	Def	PF	TP	A	TO	Blk	Stl	Min
33	Slymper,Mandy	3-6	0-0	2-3	5	6	4	2	0	1	2	7		27
25	Williams,Madi	4-9	0-0	2-5	11	16	2	0	4	1	2	3		38
14	Pellington,Shaina	3-10	0-2	5-6	1	4	5	2	11	4	6	0	3	27
30	Robertson,Taylor	9-18	7-15	2-4	5	4	2	2	2	0	1	0	1	38
32	Veitenheimer,Tatum	3-5	1-2	1-3	0	1	1	2	8	3	6	0	2	35
00	Murcer,Jessi	5-9	2-4	3-4	1	0	1	2	15	1	0	1	0	20
21	Lampkin,Nydia	1-4	0-0	0-0	3	1	4	1	2	0	1	0	1	14
24	Odumbe,Jyema	0-0	0-0	0-0	0	0	1	0	0	1	0	0	0	1
Team					2	1	3							
Totals		28-61	10-23	13-26	14	25	39	17	79	14	21	2	10	200

1st FG %: 10-21 47.6% 2nd: 3-11 27.3% 3rd: 7-13 53.8% 4th: 9-16 56.3% Game: 28-61 45.9% Deadeadball
 3PT %: 3-8 37.5% 5-8 62.5% 5-8 62.5% 3-4 75.0% 10-12 83.3% Rebounds: 6,1

Auburn 95 • 6-1		Total		3-Pr		Rebounds		PF		TP		A TO Blk Stl		Min
##	Player	FG	FGA	FT	FTA	Off	Def	PF	TP	A	TO	Blk	Stl	Min
20	Unique Thompson	4-7	0-0	6-8	5	12	17	1	14	3	3	0	1	30
00	Daisa Alexander	9-15	3-7	2-2	0	5	5	1	19	5	3	0	2	30
05	Emari Jones	6-11	4-9	0-0	0	3	2	16	1	2	0	2	35	
23	Crystal Primm	6-11	0-0	2-3	2	3	4	14	1	2	1	3	26	
33	Janiha McKay	3-11	0-0	0	1	1	4	6	1	1	0	1	29	
01	Robyn Benton	5-7	4-5	0-0	0	0	1	14	0	0	0	2	15	
02	Brooke Moore	2-5	2-5	0-0	1	0	1	6	1	0	0	0	11	
04	Abigayle Jackson	1-0	0-0	0	1	3	4	2	0	0	0	0	9	
10	Kiyae' White	1-2	0-0	0-0	1	0	1	2	0	0	0	0	3	
24	Erin Howard	2-4	0-1	0-0	2	4	1	4	3	0	0	1	11	
35	Natalie Kelly	0-0	0-0	0-0	0	0	0	0	0	0	0	0	1	
Team					0	0	0							
Totals		36-74	13-29	10-13	13	26	39	18	95	15	12	1	12	200

1st FG %: 7-18 38.9% 2nd: 10-19 52.6% 3rd: 8-20 40.0% 4th: 11-17 64.7% Game: 36-74 48.8% Deadeadball
 3PT %: 3-7 42.9% 2-7 28.6% 5-8 62.5% 5-8 62.5% 3-4 75.0% 10-13 76.9% Rebounds: 3,3

Officials: Jesse Dickinson, Amy Bonner, Brian Garland
 Technical fouls: Oklahoma-None, Auburn-None.
 Attendance: 1877
 2018 SEC/Big 12 Challenge

Score by periods	1st	2nd	3rd	4th	Total
Oklahoma	24	6	23	26	79
Auburn	17	27	19	32	95

Last FG - OU 4th-00:14, AU 4th-00:25.
 Largest lead - OU by 6 1st-01:21, AU by 22 3rd-08:08.
 OU led for 10:00, AU led for 29:12. Game was tied for 00:13.

Score tied - 1 time.
 Lead changed - 3 times.

Game 8: Dec. 6, 2018

Auburn 81, St. Joseph's 70

Hagan Arena

Philadelphia, Pa.

Official Basketball Box Score -- Game Totals -- Final Statistics
 Auburn vs Saint Joseph's
 12/06/18 7:00 pm at Hagan Arena -- Philadelphia, Pa.

Auburn 81 • 7-1		Total		3-Pr		Rebounds		PF		TP		A TO Blk Stl		Min
##	Player	FG	FGA	FT	FTA	Off	Def	PF	TP	A	TO	Blk	Stl	Min
20	Unique Thompson	5-10	0-0	2-4	2	4	6	2	12	4	2	0	2	34
00	Daisa Alexander	5-10	3-5	3-4	0	2	2	1	16	2	1	0	1	34
05	Emari Jones	2-4	0-0	0-1	1	2	3	0	4	1	0	0	0	33
12	Crystal Primm	5-6	0-0	4-4	1	3	4	0	14	2	2	0	1	27
33	Janiha McKay	6-10	0-2	9-10	0	1	1	21	4	0	0	0	4	28
01	Robyn Benton	0-0	0-0	0	1	0	1	0	0	0	0	0	0	6
02	Brooke Moore	4-9	2-5	0-0	0	2	2	0	10	0	0	0	0	12
04	Abigayle Jackson	0-1	0-0	0	1	2	2	0	0	0	0	0	0	5
10	Kiyae' White	2-3	0-0	0	2	2	4	0	2	4	0	0	0	10
24	Erin Howard	0-1	0-0	0-0	0	0	0	1	0	1	0	0	0	10
35	Natalie Kelly	0-0	0-0	0	0	0	0	0	0	0	0	0	0	1
Team					1	4	5							
Totals		29-54	5-12	18-23	9	21	30	9	81	13	10	0	9	200

1st FG %: 13-17 76.5% 2nd: 4-15 26.7% 3rd: 6-11 54.5% 4th: 6-11 54.5% Game: 29-54 53.7% Deadeadball
 3PT %: 3-3 100.0% 3-4 75.0% 4-4 100.0% 0-0 0.0% 5-12 41.7% Rebounds: 4

Saint Joseph's 70 • 3-6		Total		3-Pr		Rebounds		PF		TP		A TO Blk Stl		Min
##	Player	FG	FGA	FT	FTA	Off	Def	PF	TP	A	TO	Blk	Stl	Min
33	Katie Mayock	4-7	0-0	0-0	5	4	9	1	8	2	1	1	1	30
35	Michala Clay	2-5	0-0	0-0	1	0	1	0	4	3	1	0	0	9
04	Kristalyn Balsden	3-5	3-5	0-0	0	0	0	4	9	3	0	0	0	23
12	Alyssa Monaghan	6-14	6-14	0-0	1	1	3	18	5	3	0	0	0	39
14	Katie Jekot	3-8	3-7	0-0	1	3	4	2	9	1	2	0	1	22
01	Whisper Fisher	4-4	0-0	3-4	3	2	5	1	11	1	1	0	1	19
02	Lola Roig	3-5	1-2	0-2	0	0	0	2	7	3	5	0	1	18
03	Nailah Delnois	2-8	0-2	0-0	0	4	4	1	4	2	0	0	0	22
13	Mary Sheehan	0-5	0-2	0-0	1	1	2	0	0	1	1	0	0	18
Team					2	2	0							
Totals		27-61	13-32	3-6	14	16	30	14	70	21	14	1	4	200

1st FG %: 6-16 37.5% 2nd: 5-17 29.4% 3rd: 10-14 71.4% 4th: 6-14 42.9% Game: 27-61 44.3% Deadeadball
 3PT %: 4-9 44.4% 3-11 27.3% 3-5 60.0% 3-7 42.9% 5-12 41.7% Rebounds: 2,1

Officials: John Capolino, Ed Sidlasky, Karen Preato
 Technical fouls: Auburn-None, Saint Joseph's-None.
 Attendance: 443

Score by periods	1st	2nd	3rd	4th	Total
Auburn	20	12	17	22	81
Saint Joseph's	16	14	25	15	70

Last FG - AU 4th-00:52, SJU 4th-01:18.
 Largest lead - AU by 16 1st-00:30, SJU by 2 1st-08:19.
 AU led for 38:03, SJU led for 00:45. Game was tied for 00:09.

Score tied - 1 time.
 Lead changed - 4 times.

Game 9: Dec. 16, 2018

Auburn 73, Samford 46

Auburn Arena

Auburn, Ala.

Official Basketball Box Score -- Game Totals -- Final Statistics
 Samford vs Auburn
 12/16/18 2:00 pm at Auburn Arena -- Auburn, Ala.

Samford 46 • 3-8		Total		3-Pr		Rebounds		PF		TP		A TO Blk Stl		Min
##	Player	FG	FGA	FT	FTA	Off	Def	PF	TP	A	TO	Blk	Stl	Min
35	Fitzgerald,Samantha	0-3	0-1	0-0	0	0	0	0	0	0	2	0	0	9
45	Armstrong,Natalie	5-10	0-0	0-0	7	9	16	4	10	0	3	1	0	32
11	Serru,Paije	1-3	1-3	0-0	0	1	1	0	3	0	0	0	0	16
12	Brown,Charity	3-4	3-3	0-0	0	4	4	3	9	7	5	0	2	14
31	Williams,Cassidy	0-3	0-3	0-0	0	1	1	0	0	0	0	0	0	24
03	Battle,Shauntai	5-11	1-2	2-2	2	2	2	11	6	1	1	1	1	32
15	Hill,TaNaisha	1-7	0-4	0-0	1	1	2	4	2	3	3	0	0	22
21	Allen,Katie	3-7	3-5	0-0	0	1	1	2	9	1	5	0	3	27
22	Omar,Raven	0-2	0-1	0-0	0	1	1	2	0	3	0	0	0	16
32	Cronier,Olivia	1-1	0-0	0-0	0	3	3	0	2	0	0	0	0	8
Team					1	4	5							
Totals		19-51	7-21	1-2	9	27	36	20	46	16	29	2	7	200

1st FG %: 4-14 28.6% 2nd: 4-13 30.8% 3rd: 3-8 37.5% 4th: 8-16 50.0% Game: 19-51 37.3% Deadeadball
 3PT %: 0-6 0.0% 1-3 33.3% 3-3 100.0% 3-9 33.3% Rebounds: 1,1

Auburn 73 • 8-1		Total		3-Pr		Rebounds		PF		TP		A TO Blk Stl		Min
##	Player	FG	FGA	FT	FTA	Off	Def	PF	TP	A	TO	Blk	Stl	Min
20	Thompson,Unique	2-7	0-0	1-2	0	6	6	0	5	0	1	1	3	23
00	Alexander,Daisa	6-13	1-5	3-3	2	3	5	0	16	2	1	0	3	31
05	Jones,Emari	2-5	2-3	2-2	0	2	3	8	0	3	0	0	1	29
23	Primm,Crystal	6-8	0-0	3-4	1	1	2	1	9	2	3	2	0	20
33	McKay,Janiha	4-12	1-2	7-8	1	3	4	0	20	4	2	0	4	26
01	Benton,Robyn	6-10	2-4	0-0	2	1	3	1	10	0	0	0	2	24
04	Jackson,Abigayle	0-2	0-0	0-0	0	1	1	0	0	0	0	0	0	8
10	White,Kiyae'	2-3	0-0	1-1	2	2	4	1	5	0	0	0	0	17
24	Howard,Erin	0-3	0-2	0-0	0	0	0	0	0	1	1	0	0	10
35	Kelly,Natalie	0-1												

Game 10: Dec. 18, 2018

Auburn 84, Coastal Carolina 78

Myrtle Beach Convention Center Myrtle Beach, S.C.

Carolinas Challenge

Official Basketball Box Score -- Game Totals -- Final Statistics
Auburn vs Coastal Carolina
 12-18-18 6:15 p.m. at Myrtle Beach (SC) Convention Center

Auburn 84 • 9-1		Total		3-Ptr		Rebounds		PF		TP		A TO Bk Stl		Min	
##	Player	FG	FGA	FT	FTA	Off	Def	Tot	Pf	Tp	A	To	Bk	Stl	Min
00	Daisa Alexander	1-4	1-2	0-0	0-0	0	0	0	0	3	2	2	0	0	11
05	Emari Jones	5-13	4-11	2-2	2-2	4	2	6	2	16	0	0	0	3	37
20	Unique Thompson	5-7	0-0	1-3	7	0	7	5	11	0	1	0	0	0	21
23	Crystal Primm	3-8	0-0	8-10	2	4	6	3	14	1	3	0	0	0	25
33	Janiah McKay	7-13	0-4	7-9	0	2	2	21	4	5	0	1	33	0	37
33	Janiah McKay	1-9	1-4	2-2	0	1	1	4	5	2	0	0	0	1	25
02	Brooke Moore	2-6	1-4	0-0	1	1	4	0	2	1	0	0	0	0	14
04	Abigaily Jackson	1-1	0-0	1-1	1	2	5	3	0	1	0	0	0	0	9
10	Kiyae White	1-2	0-0	0-0	0	0	0	1	2	0	0	0	0	1	3
24	Erin Howard	2-4	0-2	0-0	1	3	4	2	4	0	0	0	0	0	14
35	Natalie Kelly	0-0	0-0	0-0	0	1	1	0	0	0	2	0	0	0	8
	Team					1	2	3							
	Totals	28-67	7-27	21-27	17	19	36	23	84	11	15	0	8	200	

1st FG %:	7.0	35.0%	2nd:	7.1	41.2%	3rd:	8.1	47.1%	4th:	6.3	46.2%	Game:	28.67	41.8%	Deadball	
3Pt %:	0.0	33.3%	1st:	3.1	27.3%	2nd:	2.8	25.0%	3rd:	7.27	55.0%	Rebounds				
FT %:	1.1	100.0%	1st:	4.0	100.0%	2nd:	10.1	78.9%	3rd:	21.27	77.8%	3				

Coastal Carolina 78 • 7-2		Total		3-Ptr		Rebounds		PF		TP		A TO Bk Stl		Min	
##	Player	FG	FGA	FT	FTA	Off	Def	Tot	Pf	Tp	A	To	Bk	Stl	Min
02	BLANDING, Breylin	1-3	0-2	2-3	0	2	2	0	4	1	4	0	0	0	35
03	CASH, Torrie	0-5	0-3	0-0	0	1	1	4	0	3	4	0	0	0	25
20	CAMP, Janae	1-1	0-0	0-0	2	3	5	4	2	0	3	0	1	0	23
23	ROCHE, Caitlin	10-24	5-16	1-2	2	1	3	4	26	0	0	0	0	0	34
30	HAMILTON, Naheria	6-8	0-0	5-6	7	7	14	4	17	0	1	0	0	0	34
01	VISIONE, Mery	1-1	0-0	0-0	0	1	1	0	2	1	1	0	0	0	5
04	DAVIS, Tiara	0-3	0-2	2-2	0	1	0	2	0	0	0	0	0	1	6
14	WEST, Kaylin	0-0	0-0	0-0	0	0	0	0	0	0	2	0	0	0	2
05	WILLIAMS, DJ	8-12	0-1	9-13	4	3	7	4	25	5	0	5	24	0	24
21	BLOUNT, Ash	0-1	0-1	0-0	0	2	2	0	0	0	0	0	0	0	1
40	WILLIAMS, Jamie	0-0	0-0	0-0	0	0	0	0	0	0	0	0	0	0	2
54	DAVIS, Aislee	0-1	0-0	0-0	0	1	1	0	2	0	0	1	1	0	7
	Team					1	3	4							
	Totals	27-59	5-25	19-26	16	25	41	23	78	10	23	1	7	200	

1st FG %:	5.1	45.5%	2nd:	7.1	46.7%	3rd:	9.1	69.0%	4th:	6.8	33.3%	Game:	27.59	45.8%	Deadball	
3Pt %:	2.4	33.3%	1st:	0.0	0.0%	2nd:	2.8	28.6%	3rd:	1.9	11.1%	Rebounds				
FT %:	4.4	100.0%	1st:	9.5	100.0%	2nd:	10.0	100.0%	3rd:	19.58	73.1%	4				

Officials:	Roy Gulbeyan, Meadow Overstreet, Euseal Silva
Technical fouls:	Auburn-None, Coastal Carolina-None.
Attendance:	2018 CAROLINAS CHALLENGE

Score by periods	1st	2nd	3rd	4th	Total
Auburn	17	21	24	22	84
Coastal Carolina	16	23	22	17	78

Score tied - 7 times.
Lead changed - 17 times.

MYRTLE BEACH, S.C. -- The Auburn women's basketball team overcame foul trouble and a hot-shooting Coastal Carolina team to earn an 84-78 win Tuesday night in the Carolinas Challenge at the Myrtle Beach Convention Center.

The Tigers (9-1) extended their winning streak to six games, but it was not without anxious moments as Auburn lost two post players to fouls in the fourth quarter and had to overcome the Chanticleers (7-2), who hovered near 50-percent shooting most of the night and had two players score 25-plus.

Janiah McKay led Auburn for the third straight game with 21 points, scoring 15 in the first half and salting the game away in the fourth quarter at the free-throw line. Emari Jones had 16 points, knocking down four 3-pointers, and Crystal Primm had a 14-point night, all coming in the second half.

The Tigers trailed at the half for the first time this season as CCU took a 39-38 lead to the break. The lead changed hands 10 times in a first half that saw Auburn attempt 17 3-pointers while Coastal drove to the basket, drew fouls, and made a living at the free-throw line (13-of-16). McKay and Jones combined for 26 of Auburn's 38 points in the half while Thompson, Primm, Jackson and Benton dealt with foul trouble.

The lead changed hands seven more times in the second half with Coastal extending its lead to as many as seven points at 46-39 with 7:51 to play in the third quarter. But the Tigers kept chipping away, and a steal and fast-break layup by Emari Jones just before the buzzer gave Auburn a 62-61 lead after three periods.

Coastal hit a 3-pointer to move back ahead with 8:00 to play, but a layup from Primm and a pair of free throws from Robyn Benton gave the Tigers a 66-64 lead; Auburn would never trail again. With both teams in the bonus and multiple players dealing with foul trouble - Auburn had two players foul out, and Coastal had five players with four fouls when the game ended - free throws were at a premium. Auburn made 10-of-13 attempts in the final period while Coastal was just 4-of-8.

Game 11: Dec. 20, 2018

Auburn 86, North Carolina 81 (OT)

Myrtle Beach Convention Center Myrtle Beach, S.C.

Carolinas Challenge

Official Basketball Box Score -- Game Totals -- Final Statistics
Auburn vs North Carolina
 12-20-18 6:30 p.m. at Myrtle Beach (SC) Convention Center

Auburn 86 • 10-1		Total		3-Ptr		Rebounds		PF		TP		A TO Bk Stl		Min	
##	Player	FG	FGA	FT	FTA	Off	Def	Tot	Pf	Tp	A	To	Bk	Stl	Min
00	Daisa Alexander	3-12	0-3	0-0	0	4	5	2	6	1	4	0	4	31	
05	Emari Jones	3-12	1-8	0-0	3	0	3	0	7	1	2	1	2	38	
20	Unique Thompson	10-18	0-0	1-3	11	7	18	2	21	1	1	3	43		
23	Crystal Primm	9-12	0-0	3-0	0	3	2	18	0	4	1	4	30		
33	Janiah McKay	5-18	1-4	10-13	1	3	4	3	21	4	2	0	4	37	
01	Robyn Benton	1-5	0-1	0-0	0	0	0	2	2	1	0	0	0	11	
02	Brooke Moore	2-5	2-4	0-0	0	0	0	0	6	0	0	0	0	8	
03	Erica Sanders	0-0	0-0	2-2	0	2	4	2	0	1	0	0	0	11	
04	Abigaily Jackson	1-1	0-0	0-0	0	0	0	2	0	0	1	0	0	2	
24	Erin Howard	1-2	1-2	0-0	0	1	1	0	3	0	0	0	2	14	
	Team					4	2	6							
	Totals	34-85	5-22	13-18	25	21	46	17	86	8	15	3	20	225	

1st FG %:	9.2	38.1%	2nd:	6.20	30.0%	3rd:	6.17	35.3%	4th:	9.14	64.3%	Game:	34.85	50.0%	Deadball	
3Pt %:	2.6	33.3%	1st:	1.5	20.0%	2nd:	1.7	14.3%	3rd:	5.22	32.7%	Rebounds				
FT %:	0.0	0.0%	1st:	6.00	0.0%	2nd:	4.0	0.0%	3rd:	13.18	72.0%	21				

North Carolina 81 • 8-5		Total		3-Ptr		Rebounds		PF		TP		A TO Bk Stl		Min	
##	Player	FG	FGA	FT	FTA	Off	Def	Tot	Pf	Tp	A	To	Bk	Stl	Min
00	BENNETT, Shayla	7-12	2-6	3-3	0	3	3	2	19	8	8	0	1	43	
01	KOENEY, Taylor	6-11	1-3	0-0	3	3	6	13	2	6	2	1	2	45	
04	JOINES, Jocelyn	0-2	0-0	0-0	1	3	4	2	0	1	2	0	0	16	
05	WATTS, Stephanie	6-13	4-9	0-0	2	7	9	4	16	3	5	1	2	45	
44	BALLEW, Janelle	4-7	0-1	0-0	2	2	4	5	8	0	1	0	23		
20	CHURCH, Leah	1-2	1-2	2-2	0	0	0	3	5	2	1	0	0	18	
22	KEA, Paris	6-12	1-5	3-4	0	4	4	0	16	4	0	3	2	25	
30	MURRAY, Jaelynn	2-3	0-0	0-0	0	1	1	4	1	4	0	2	1	10	
	Team					11	29	40	81	20	27	4	7	225	

1st FG %:	9.15	60.0%	2nd:	4.10	40.0%	3rd:	7.14	50.0%	4th:	8.15	53.3%	Game:	32.62	51.6%	Deadball	
3Pt %:	1.4	25.0%	1st:	0.0	0.0%	2nd:	0.0	0.0%	3rd:	9.26	34.6%	Rebounds				
FT %:	2.2	100.0%	1st:	0.0	0.0%	2nd:	1.1	100.0%	3rd:	7.4	75.0%	8.9	88.9%	0		

Officials:	Eric Brewster, Bruce Morris and Erica Camarota
Technical fouls:	Auburn-None, North Carolina-None.
Attendance:	2018 CAROLINAS CHALLENGE

Score by periods	1st	2nd	3rd	4th	OT	Total
Auburn	18	16	15	22	11	82
North Carolina	21	8	17	23	12	81

Score tied - 7 times.
Lead changed - 6 times.

MYRTLE BEACH, S.C. -- Janiah McKay and Unique Thompson both scored 21 points, and the Auburn women's basketball team fought back from a late deficit to earn an 86-81 overtime victory over North Carolina Thursday night in the Carolinas Challenge.

Trailing for most of the fourth quarter, Auburn hit their final four shots of the half and forced the extra period when McKay found Robyn Benton for a layup with 10 seconds to play to tie the score at 69-69. The Tigers (10-1) never trailed in overtime, getting nine points and a huge late steal from McKay to win their seventh in a row.

Auburn led by as many as 11 points in the third quarter, but the Tar Heels (8-5) chipped away, including a 7-0 run to end the quarter, to bring the deficit down to one point headed to the fourth. UNC took its first lead of the half with 5:26 to play in the 3rd quarter as they led 56-54.

Auburn never led again in regulation, but after a missed UNC free throw led to Benton's layup with 10 seconds left, the Tigers never trailed in overtime. UNC threatened late, hitting a pair of 3-pointers in the final minute, but McKay sank five free throws over the final 44 seconds to salt away the win.

Thompson had 18 rebounds to go along with her 21 points, picking up her sixth double-double of the season. Crystal Primm - the Duke transfer playing against her former team's archrival - scored a career-high 18 points on 9-of-12 shooting while adding six rebounds and four steals.

Senior Erica Sanders also scored her first two points of the season on a pair of free throws in overtime. She missed the first nine games with an injury but made her presence felt on the defensive end in this game with three rebounds in 11 minutes of action.

Auburn saw its trademark high-intensity defense pay dividends as the Tigers turned 27 North Carolina turnovers into 38 points. None was bigger than a steal by McKay with 47 seconds left that turned into a fast-break layup, plus a foul, to give the Tigers an 80-75 lead.

Game 12: Dec. 22, 2018

Auburn 96, Elon 44

Schar Center Elon, N.C.

Official Basketball Box Score -- Game Totals -- Final Statistics
Auburn vs Elon
 12/22/18 2 p.m. at Elon, N.C.

Auburn 96 • 11-1		Total		3-Ptr	
------------------	--	-------	--	-------	--

Game 13: Dec. 29, 2018
Auburn 83, Alabama State 50
Auburn Arena
Auburn, Ala.

Official Basketball Box Score -- Game Totals -- Final Statistics
Alabama State vs Auburn
12/29/18 12:00 pm at Auburn Arena -- Auburn, Ala.

Alabama State 50 • 1-10

#	Player	Total		3-Ptr		Rebounds		PF	TP	A	T	Blk	Stl	Min
		FG	FGA	FG	FGA	FT	FTA							
00	Emmanuel, Ayana	2-5	2-3	4-4	0	2	2	10	2	4	0	1	20	
05	Nelson, Aliyah	0-4	0-0	0-0	2	0	2	3	0	0	1	0	16	
21	Ward, Shmya	5-12	0-0	2-3	3	7	10	12	0	5	0	0	31	
02	Smith, Amani	0-0	0-0	0-0	0	0	2	0	0	4	0	0	8	
01	Crawford, Jayla	1-6	1-3	3-4	1	2	3	6	1	2	0	0	16	
03	Rudolph, Tyeisha	1-4	0-1	0-0	0	5	5	2	0	2	0	0	15	
10	Lee, Courtney	1-3	0-2	0-0	0	1	4	2	2	2	0	1	23	
15	Berry, Kaeani	1-3	0-0	2-2	0	0	2	4	0	0	0	0	7	
22	Aikerson, Taylor	2-4	1-3	3-3	0	0	2	1	8	1	2	0	15	
23	Gibson, Arieatha	1-3	1-2	2-2	0	0	0	3	5	1	0	0	18	
35	Clark, Zomora	0-1	0-0	1-2	2	3	5	4	1	1	0	0	20	
54	Chapman, Tatyana	0-2	0-0	0-0	0	1	2	2	0	0	1	1	11	
	Team				3	3	6							
Totals		14-47	5-14	17-20	12	26	38	28	50	9	24	1	2	200

1st FG %: 31.5 33.0% 2nd: 41.0 45.0% 3rd: 1.7 14.3% 4th: 7.5 46.7% Game: 14-47 29.8% Deadball
 3FG %: 1.3 33.3% 2-6 33.3% 0-2 0.0% 2-3 66.7% 5-14 35.7% Rebounds
 FT %: 0-0 0.0% 5-5 100.0% 7-10 70.0% 5-5 100.0% 17-20 85.0%

Auburn 83 • 12-1

#	Player	Total		3-Ptr		Rebounds		PF	TP	A	T	Blk	Stl	Min
		FG	FGA	FG	FGA	FT	FTA							
20	Unique Thompson	2-3	0-0	2-2	4	4	8	2	6	2	1	3	3	20
00	Daisa Alexander	3-9	2-5	1-3	0	1	0	9	0	0	1	2	19	
09	Emari Jones	0-1	0-1	0-0	1	0	1	0	0	1	0	0	2	
23	Crystal Primm	3-4	0-0	6-8	2	2	4	1	12	2	1	0	34	
33	Janiah McKay	0-6	0-0	7-7	0	1	1	2	7	3	0	0	21	
01	Robyn Benton	3-10	2-7	3-4	1	1	11	0	0	0	0	0	22	
02	Brooke Moore	6-15	5-13	6-6	0	1	1	23	2	0	0	1	23	
03	Erica Sanders	0-0	0-0	0-0	4	2	6	1	0	1	1	0	3	
04	Abigayle Jackson	0-0	0-0	0-0	1	1	1	1	0	0	0	0	11	
10	Kiyae White	1-4	0-0	2-3	3	1	4	2	4	0	0	0	11	
24	Erin Howard	2-13	1-9	0-0	2	5	7	3	5	2	1	2	29	
25	Natalie Kelly	0-0	0-0	1-2	0	0	3	1	1	0	1	0	8	
	Team				0	1	1							
Totals		22-70	10-35	29-36	21	42	18	83	12	6	9	1	7	200

1st FG %: 31.5 30.0% 2nd: 7.1 41.2% 3rd: 6.2 28.6% 4th: 6.1 31.4% Game: 22-70 31.4% Deadball
 3FG %: 1.1 33.3% 2-6 33.3% 0-2 0.0% 2-3 66.7% 5-11 45.5% Rebounds
 FT %: 4-8 75.0% 7-8 87.5% 9-11 81.8% 0-11 0.0% 20-26 76.9%

Officials: Tina Napier, Carla Fountain, Frank Steratore
Technical fouls: Alabama State-Clark, Zomora. Auburn-None.
Attendance: 1868

Score by periods	1st	2nd	3rd	4th	Total
Alabama State	5	15	9	21	50
Auburn	13	24	22	24	83

Points: Auburn 83, Alabama State 50
 In: 20 22 22 24 88
 Off: 14 14 14 14 56
 2nd: 14 14 14 14 56
 Fast: 14 14 14 14 56
 Bench: 22 22 22 22 88
 Rebounds: 38 49 49 49 185

Last FG - ALST 4th-00:30, AU 4th-01:14
 Largest lead - ALST None, AU by 37 4th-01:14
 ALST led for 00:00, AU led for 37:53. Game was tied for 01:53.

AUBURN -- Freshman Brooke Moore scored a career-high 23 points, and the Auburn women's basketball team pulled away early and cruised to an 83-50 victory over Alabama State to close out non-conference play Saturday at Auburn Arena.

The Tigers (12-1), who entered Saturday's game at No. 20 in the latest NCAA RPI with a pair of top-50 wins, will enter SEC play on a nine-game winning streak, their longest since 2012-13. Auburn also finished off a perfect month of December for the second straight season.

Despite shooting a season-low 31.4 percent from the field, the Tigers hit 10 3-pointers and found other ways to score, going 29-of-36 (80.6%) at the free-throw line. It marked the most free throws made in a game by Auburn since 2008.

Moore's 23 points – the most by an Auburn player this season – came on five 3-point field goals, one two-point and six free throws. Crystal Primm added 12 points, and Robyn Benton scored 11 off the bench. Unique Thompson pulled down a team-leading eight rebounds despite playing just 20 minutes. Freshman Erin Howard tied a career-high with seven rebounds for the second straight game.

Auburn scored 34 points off 24 Alabama State turnovers and got 49 points from the bench, which played its most minutes of the season. The Tigers out-rebounded ASU 42-38 and had 17 steals – three apiece from Thompson, Primm and Erica Sanders.

For the second straight game, Auburn never trailed. The Tigers jumped out to a quick 8-0 lead and led 13-5 at the end of one quarter. That turned into a 37-20 halftime lead after a half-court heave from Moore beat the buzzer.

Auburn would outscore the Hornets 22-9 in the third quarter to take a 59-29 lead to the final period. The Tigers would then empty the bench in the fourth, getting double-digit minutes from six of seven bench players.

Game 14: Jan. 3, 2019
#10 Tennessee 78, Auburn 69
Auburn Arena
Auburn, Ala.

Official Basketball Box Score -- Game Totals -- Final Statistics
Tennessee vs Auburn
01/03/19 6:00 p.m. at Auburn Arena -- Auburn, Ala.

Tennessee 78 • 12-1, 1-0 SEC

#	Player	Total		3-Ptr		Rebounds		PF	TP	A	T	Blk	Stl	Min
		FG	FGA	FG	FGA	FT	FTA							
10	Jackson, Meme	8-13	5-8	6-6	1	2	3	2	27	1	5	0	0	39
15	Green, Chendene	4-7	0-0	0-0	1	3	4	4	8	1	2	0	31	
09	Davis, Rennie	8-11	1-1	6-7	3	11	14	2	23	3	6	1	2	37
02	Westbrook, Evina	2-7	1-3	2-3	0	2	2	1	7	6	2	0	1	33
14	Green, Zay	4-7	0-2	2-2	3	5	8	3	10	7	3	2	1	26
04	Collins, Mimi	0-0	0-0	0-0	0	0	0	0	0	0	0	0	3	
11	Kushkhuah, Kasiyahna	0-0	0-0	0-3	1	2	3	2	0	2	1	1	15	
12	Burrell, Rae	0-0	0-0	0-0	0	0	0	0	0	0	1	0	2	
13	Massengill, Jazmine	1-5	0-1	1-2	1	1	2	2	3	0	2	0	1	20
	Team				1	6	7							
Totals		27-50	7-15	17-23	11	32	43	18	78	18	23	4	9	200

1st FG %: 7.1 50.0% 2nd: 5.1 45.5% 3rd: 9.1 64.3% 4th: 6.1 54.5% Game: 27-50 54.0% Deadball
 3FG %: 1.5 30.0% 1-4 25.0% 2-7 66.7% 6-11 66.7% 7-15 46.7% Rebounds
 FT %: 3-5 60.0% 5-5 100.0% 2-2 100.0% 6-11 54.5% 17-23 73.9% 4.1

Auburn 69 • 12-2, 0-1 SEC

#	Player	Total		3-Ptr		Rebounds		PF	TP	A	T	Blk	Stl	Min
		FG	FGA	FG	FGA	FT	FTA							
20	Thompson, Unique	8-15	0-0	3-4	7	5	12	2	19	2	1	1	2	36
24	Howard, Erin	4-8	3-7	0-0	3	1	4	3	11	0	0	0	1	33
00	Alexander, Daisa	4-7	2-8	3-4	0	2	2	4	13	2	3	0	33	
23	Primm, Crystal	6-10	0-0	4-6	3	2	5	4	16	2	2	0	1	31
33	McKay, Janiah	2-11	1-3	5-6	1	0	1	2	10	2	3	0	2	30
01	Benton, Robyn	0-3	0-1	0-0	0	0	0	0	0	0	0	0	8	
02	Moore, Brooke	0-4	0-3	0-0	0	1	1	0	0	0	0	0	11	
03	Sanders, Erica	2-7	3-4	1-2	5	6	1	2	3	0	1	0	14	
04	Jackson, Abigayle	1-1	0-0	0-0	0	1	1	0	0	0	1	1	0	4
	Team				1	0	1							
Totals		24-70	6-22	15-20	16	13	29	18	69	10	11	2	9	200

1st FG %: 7.1 41.2% 2nd: 5.9 26.3% 3rd: 9.1 42.6% 4th: 8.2 40.9% Game: 24-70 34.3% Deadball
 3FG %: 3-4 75.0% 6-8 75.0% 5-6 83.3% 0-2 0.0% 15-20 75.0% Rebounds
 FT %: 2-4 50.0% 5-6 83.3% 0-2 0.0%

Officials: Scott Yarbrough, Angelica Siffers, Julie Krommenhoek
Technical fouls: Tennessee-None, Auburn-None.
Attendance: 2204

Score by periods	1st	2nd	3rd	4th	Total
Tennessee	17	19	23	20	79
Auburn	13	17	15	19	69

Points: Tennessee 78, Auburn 69
 In: 32 32 32 32 128
 Off: 14 14 14 14 56
 2nd: 32 32 32 32 128
 Fast: 32 32 32 32 128
 Bench: 22 22 22 22 88
 Rebounds: 43 43 43 43 172

Last FG - UT 4th-00:33, AU 4th-01:01
 Largest lead - UT by 9 4th-00:09, AU by 31 4th-01:14
 UT led for 27:36, AU led for 06:23. Game was tied for 06:01.

AUBURN -- Auburn sophomore Unique Thompson picked up her seventh double-double of the season, but the Tigers came up short in a 78-69 loss to No. 10 Tennessee Thursday night in the SEC opener for both teams at Auburn Arena.

The Tigers (12-2, 0-1 SEC) had trouble getting shots to fall, despite having 20 more attempts from the floor than the Lady Vols (12-1, 1-0). Meanwhile, Tennessee shot 54 percent from the field and pulled away late to secure the win.

Thompson finished with 19 points and 12 rebounds along with two assists, two steals and a block in 36 minutes of action. All five Auburn starters scored in double figures. Crystal Primm had 16 points, Daisa Alexander added 13, and Janiah McKay had 10.

Freshman Erin Howard, making her first career start in place of injured senior Emari Jones, scored a career-high 11 points, including three 3-pointers, to go along with four rebounds.

Auburn forced Tennessee into 23 turnovers but was only able to convert those into 20 points. Neither bench was effective – Auburn's bench was held scoreless while the Lady Vols got just three points from their reserves. The Lady Vols also outrebounded Auburn 43-29.

Tennessee went on a 9-3 run over the last four minutes of the third quarter to take a 58-50 lead into the fourth. But Auburn answered quickly with back-to-back 3-pointers from Howard in less than a minute to cut the lead to two and force a quick UT timeout. The Lady Vols would push their lead back to five points, but a 6-0 run with a pair of baskets from Primm gave Auburn a 62-61 lead with 5:41 to play. From there, though, Tennessee would never trail again, going on a 9-2 run over the next three minutes.

Auburn shot 34.3 percent from the field, the second-lowest percentage of the season, while Tennessee hit 54 percent of its shots, including a 7-for-15 (46.7%) clip from 3-point range.

Tennessee's Meme Jackson led all scorers with 27 points, including a 5-for-8 night from beyond the 3-point arc. Rennie Davis added 23 points and 14 rebounds.

Game 15: Jan. 6, 2019
Auburn 64, Florida 56
Stephen C. O'Connell Center
Gainesville, Fla.

Official Basketball Box Score -- Game Totals -- Final Statistics
Auburn vs Florida
1/6/2019 1 p.m. at Exactech Arena at O'Connell Center

Auburn 64 • 13-2, 1-1

#	Player	Total		3-Ptr		Rebounds		PF	TP	A	T	Blk	Stl	Min
		FG	FGA	FG	FGA	FT	FTA							
00	Daisa Alexander	8-15	3-7	3-5	0	2	2	2	22	0	2	0	5	35
20	Unique Thompson	4-6	0-0	0-0	3	6	9	2	8	1	5	0	2	31
24	Erin Howard	1-3	1-3	0-0	0	5	5	1	3	2	0	1	0	31
23	Crystal Primm	3-8	0-0	3-4	1	6	7	4	9	0	3	0	0	33
33	Janiah McKay	6-11	0-1	4-5	1	5	6	2	16	6	3	0	3	30
01	Robyn Benton	0-0	0-0	0-0	0	0	0	0	2	0	0	0	0	4
02	Brooke Moore	2-9	2-7	0-0	1	1	1	0	6	0	0	0	0	17
03	Erica Sanders	0-1	0-0	0-0	0	1	1	0	0	0	0	0	0	14
04	Abigayle Jackson	0-1	0-0	0-0	0	0	0	0	3	0	0	0	0	4
10	Kiyae White	0-0	0-0	0-0	0	0	0	0	2	0	0	0	0	1
	Team				2	2	2							
Totals		24-54 </												

Game 16: Jan. 10, 2019
Auburn 66, Alabama 56
Coleman Coliseum
Tuscaloosa, Ala.

Official Basketball Box Score -- Game Totals -- Final Statistics
 Auburn vs Alabama
 1/10/19 7 p.m. CT at Tuscaloosa, Ala. (Coleman Coliseum)

Auburn 66 • 14-2, 2-1 SEC

#	Player	Total		3-Ptr		Rebounds		PF	TP	A	TO	Bk	Stl	Min	
		FG	FGA	FT	FTA	Off	Def								
20	Unique Thompson	f	6-7	0-0	0-4	3	6	9	1	12	1	3	0	1	34
24	Erin Howard	f	1-7	0-0	1	1	2	2	5	0	1	0	0	1	30
00	Daisa Alexander	g	9-13	3-6	1-1	0	3	2	22	2	1	0	4	30	
23	Crystal Primm	g	5-9	0-1	0-0	0	3	3	10	4	5	0	1	27	
33	Janiyah McKay	g	3-7	0-1	2-2	0	5	2	8	3	4	0	2	32	
01	Robyn Benton	g	1-5	1-2	0-0	0	2	0	3	0	1	0	1	11	
02	Brooke Moore	g	0-0	0-0	0-0	0	0	0	1	0	1	0	1	7	
03	Erica Sanders	g	0-3	0-0	0-0	0	0	3	6	1	0	0	2	21	
04	Abigayle Jackson	g	1-1	0-0	1-1	0	0	0	1	3	0	2	1	7	
10	Kiyae' White	g	0-0	0-0	0-0	0	0	0	0	0	0	0	0	1	
	Team		1	2	1	2	1	2							
	Totals		29-52	4-14	4-8	5	22	27	15	66	16	17	2	16	200

1st FG %: 31.5 25.7% 2nd: 9-14 64.3% 3rd: 5-11 45.5% 4th: 8-12 66.7% Game: 29-52 55.8% Deadball
 3FG %: 1-4 25.0% 1-3 33.3% 2-5 40.0% 0-2 0.0% 4-14 28.6% Rebounds
 FT %: 2-2 100.0% 0-4 0.0% 1-1 100.0%

Alabama 56 • 9-7, 1-2 SEC

#	Player	Total		3-Ptr		Rebounds		PF	TP	A	TO	Bk	Stl	Min	
		FG	FGA	FT	FTA	Off	Def								
22	Capeland, Ariyah	f	5-9	0-0	2-2	3	5	8	3	12	0	2	0	1	36
40	Walker, Jasmine	f	6-16	4-8	3-3	2	5	1	18	3	4	1	3	35	
01	Abrams, Megan	g	1-6	0-0	0	0	3	2	2	2	3	0	1	22	
04	Johnson, Cierra	g	4-13	0-6	0-1	2	4	6	2	8	6	6	0	28	
23	Wade, Shaquerra	g	5-9	3-5	0-1	0	0	3	13	1	6	0	1	36	
05	Barber, Hannah	g	1-2	1-2	0-0	0	1	1	2	3	1	2	0	18	
10	Berry, Taylor	g	0-0	0-0	0-0	0	0	0	0	0	0	0	0	2	
12	Cruce, Allie Craig	g	0-0	0-0	0-0	0	0	0	0	0	0	0	0	5	
24	Benjamin, De'Sha	g	0-0	0-0	0-0	0	2	2	0	0	3	0	0	4	
25	Knight, Ashley	g	0-0	0-0	0-0	1	1	0	0	0	0	1	0	4	
	Team		4	7	1	2	1	2							
	Totals		22-55	8-23	4-7	13	20	33	56	14	25	2	9	200	

1st FG %: 51.4 35.7% 2nd: 4-13 31.3% 3rd: 1-17 5.9% 4th: 8-12 66.7% Game: 22-55 40.0% Deadball
 3FG %: 3-5 60.0% 1-3 33.3% 2-5 40.0% 0-2 0.0% 8-23 34.8% Rebounds
 FT %: 0-0 0.0% 0-4 0.0% 0-0 0.0% 4-7 57.1%

Officials: Felicia Gritter, Meadow Overstreet, Roy Gulbeyan
 Technical Fouls: Auburn-None, Alabama-None.
 Attendance: 2575

Score by periods	1st	2nd	3rd	4th	Total
Auburn	17	13	13	17	60
Alabama	13	10	19	14	56

Last FG - AU 4th-00:36, AL 4th-01:00.
 Largest lead - AU by 15 2nd-02:35, AU by 2 1st-05:34.
 AU led for 35:33, UA led for 01:51. Game was tied for 02:21.

Points In Off 2nd Fast
 Paint T/O Chance Break Bench
 AU 42 28 6 8 12
 AL 26 18 11 7 3

Score tied - 2 times.
 Lead changed - 2 times.

TUSCALOOSA -- Daisa Alexander scored 22 points and had four steals as Auburn used a strong defensive effort to earn a 66-56 win over Alabama Thursday night at Coleman Coliseum.

The Tigers (14-2, 2-1 SEC) scored 42 of their 66 points in the paint, hitting 25-of-38 two-point shots (65.7%). Auburn also forced Alabama (9-6, 1-2) into 25 turnovers that turned into 28 Auburn points.

Alexander scored 22 points for the second straight game, matching her season-high and coming within three points of a career high. Unique Thompson added 12 points along with a game-high nine rebounds, and Crystal Primm scored 10. Nine of the 10 Auburn players that saw playing time had at least one steal; Alexander's four swipes led the way while freshman Erin Howard had three steals along with a team-best five assists.

Janiyah McKay added eight points, five rebounds, three assists and two steals, and senior Erica Sanders hit all three shots she took for a six-point night along with a pair of steals.

For the game, Auburn shot 55.8 percent from the floor, their second-best shooting night of the season. The Tigers got to the rim repeatedly in the fourth quarter, scoring 16 of their 17 fourth-quarter points in the paint as the high-low play worked well for Auburn.

The Tigers led 17-13 at the end of the first period. But Auburn turned up its defensive pressure in the second, going on an 11-3 run over the first four minutes to extend their advantage to as much as 15 points before Alabama cut it to a 13-point game at halftime, 36-23.

Auburn dealt with turnover troubles and a scoring drought in the third quarter, turning the ball over seven times in the period as Alabama cut the deficit to as few as five points. But Auburn's defensive pressure came alive in the fourth quarter as a pair of fast-break baskets off steals -- one from Alexander and one from Primm -- pushed Auburn's lead back to double-digits at 57-46 with 5:07 to play. The rest of the way, Auburn had just one possession without a basket as Alabama was unable to cut any further into the lead.

Game 17: Jan. 14, 2019
#7 Mississippi State 85, Auburn 59
Auburn Arena
Auburn, Ala.

Official Basketball Box Score -- Game Totals -- Final Statistics
 Mississippi State vs Auburn
 01/14/19 6:00 p.m. at Auburn Arena -- Auburn, Ala.

Mississippi State 85 • 16-1, 4-0 SEC

#	Player	Total		3-Ptr		Rebounds		PF	TP	A	TO	Bk	Stl	Min	
		FG	FGA	FT	FTA	Off	Def								
05	Howard, Anriel	f	2-7	0-1	3-4	2	6	8	4	7	5	0	1	28	
55	Bibby, Chloe	f	3-9	3-6	2-3	1	4	5	1	11	1	2	0	32	
15	McCowan, Teaira	c	9-10	0-0	4-4	4	6	10	3	22	0	1	3	23	
10	Holmes, Jazzmun	g	3-5	0-0	2-2	0	3	3	2	8	5	2	1	33	
24	Danberry, Jordan	g	5-8	0-0	1-1	0	1	2	10	2	4	0	2	26	
01	Taylor, Myah	g	0-2	0-0	2-4	1	1	2	0	2	1	0	0	7	
02	Espinosa-Hunte, Andra	g	2-6	1-4	2-2	1	0	1	1	7	1	0	0	14	
04	Carter, Jessica	g	4-4	0-0	6-6	3	3	6	2	14	0	0	0	17	
11	Wiggins, Xaria	g	1-1	0-0	1-2	1	1	2	0	3	0	1	0	4	
20	Tate, Nyah	g	0-1	0-1	0-0	0	0	0	0	0	0	0	0	1	
23	Scott, Bre'Amber	g	0-2	0-0	1-2	0	2	2	1	0	3	1	1	15	
	Team		5	2	2	2	2								
	Totals		29-55	4-12	12-30	17	85	16	20	5	8	20	5	8	200

1st FG %: 41.2 50.0% 2nd: 6-10 60.0% 3rd: 11-18 61.1% 4th: 6-15 40.0% Game: 29-55 52.7% Deadball
 3FG %: 1-2 50.0% 2-4 50.0% 1-1 100.0% 0-3 0.0% 4-12 33.3% Rebounds
 FT %: 9-12 75.0% 2-2 100.0% 3-4 75.0% 9-12 75.0%

Auburn 59 • 14-3, 2-2 SEC

#	Player	Total		3-Ptr		Rebounds		PF	TP	A	TO	Bk	Stl	Min
		FG	FGA	FT	FTA	Off	Def							
20	Unique Thompson	f	0-0	0-0	2-2	1	3	4	2	0	3	0	0	22
24	Erin Howard	f	0-0	0-0	0	0	0	0	2	0	0	0	0	15
00	Daisa Alexander	g	7-13	1-5	3-6	2	3	5	4	18	1	5	0	25
23	Crystal Primm	g	6-15	0-0	2-7	1	0	1	2	14	1	2	0	33
33	Janiyah McKay	g	3-14	0-3	0-1	1	2	3	6	3	1	0	2	30
01	Robyn Benton	g	1-6	0-3	1-2	0	1	1	1	3	0	0	0	9
02	Brooke Moore	g	6-11	4-9	0-0	0	0	2	16	0	2	1	1	17
03	Erica Sanders	g	0-0	0-0	0-0	0	0	0	0	0	0	0	0	5
04	Abigayle Jackson	g	0-0	0-0	0-0	0	0	0	2	0	2	0	1	14
10	Kiyae' White	g	0-0	0-0	0-0	0	1	2	0	0	1	0	0	12
	Team		5	2	2	2	2							
	Totals		23-59	5-20	8-18	10	14	24	25	59	8	16	2	151

1st FG %: 51.2 41.7% 2nd: 3-8 38.9% 3rd: 7-15 46.7% 4th: 4-14 28.6% Game: 23-59 39.0% Deadball
 3FG %: 0-2 0.0% 1-4 25.0% 1-2 50.0% 2-8 25.0% 5-20 25.0% Rebounds
 FT %: 2-5 40.0% 1-2 50.0% 1-2 50.0%

Officials: Jesse Dickerson, Maj Forsberg, Angelica Suffern
 Technical Fouls: Mississippi State-None, Auburn-None.
 Attendance: 1908

Score by periods	1st	2nd	3rd	4th	Total
Mississippi State	22	16	26	21	85
Auburn	12	16	17	14	59

Last FG - MS 4th-02:58, AU 4th-01:43.
 Largest lead - MS by 27 4th-05:49, AU None.
 MS led for 39:06, AU led for 00:00. Game was tied for 00:54.

Points In Off 2nd Fast
 Paint T/O Chance Break Bench
 MS 44 15 18 12 27
 AU 20 20 11 13 19

Score tied - 2 times.
 Lead changed - 0 times.

AUBURN -- Three Auburn players scored in double-figures, but No. 7/6 Mississippi State was too much for the Tigers in an 85-59 Bulldog win Monday night at Auburn Arena.

The Tigers (14-3, 2-2 SEC) kept alive their streak of forcing at least 20 opponent turnovers and posted 15 steals, but Mississippi State (16-1, 4-0) took advantage of both size and transition opportunities to pull away in the second half.

Daisa Alexander led Auburn with 18 points and five rebounds; it was her third straight game as Auburn's leading scorer. Brooke Moore hit four 3-pointers and added 16 points off the bench, and Crystal Primm had 14 points and a career-high seven steals. Janiah McKay and Erica Sanders had three assists apiece.

Mississippi State shot 52.7 percent from the field with a combined 67 of their 85 points coming in the paint (44) or at the free-throw line (23). Auburn was 39 percent from the floor for the night and struggled at the charity stripe, hitting just 8-of-18 attempts.

Auburn scored 20 points off 20 MSU turnovers; the Tigers have forced at least 20 turnovers in nine straight games. Primm's seven steals were the most by an Auburn player since Alexander had seven at LSU last year.

The Tigers' defense kept things close for most of the first half as a 12-point Bulldog lead was whittled down to just four points after a steal and 3-pointer from Moore made it 28-24 with 4:37 left in the half. But a pair of late Bulldog 3-pointers and missed opportunities for Auburn at the free-throw line gave State a 38-28 halftime lead.

Auburn cut it to eight early in the third quarter, but State went on a 16-4 run, paced by transition baskets, to take a 54-36 lead. That would become a 64-45 lead at the end of the period, and Auburn would get no closer the rest of the way.

Teaira McCowan led Mississippi State with 22 points and 10 rebounds. Jessica Carter added 14 points off the bench.

Game 18: Jan. 17, 2019
Auburn 72, Vanderbilt 70
Memorial Gym
Nashville, Tenn.

Official Basketball Box Score -- Game Totals -- Final Statistics
 Auburn vs Vanderbilt University
 01/17/19 7 p.m. at Nashville, Tenn.

Auburn 72 • 15-3 (3-2 SEC)

#	Player	Total		3-Ptr		Rebounds		PF	TP	A	TO	Bk	Stl	Min
		FG	FGA	FT	FTA	Off	Def							
20	Unique Thompson	f	8-13	0-0	0-3	5	8	13	3	16	0	1	2	36
24	Erin Howard	f	1-7	0-4	2	1	3	1	2	0	2	0	0	19
00	Daisa Alexander	g	5-15	2-6	2-2	2	1	3	1	14	0	1	0	20
23	Crystal Primm	g	3-6	0-0	2-3	3	1	4	3	8	4	2	0	38
33	Janiyah McKay	g	9-18	0-0	0-0	0	0	0	3	19	6	2	0	47
01	Robyn Benton	g	2-3	1-2	3-3	2	1	3	1	8	0	0	0	15
02	Brooke Moore	g	0-1	0-0	0-0	0	0							

Game 19: Jan. 24, 2019
#24 Texas A&M 69, Auburn 67
Auburn Arena
Auburn, Ala.

Official Basketball Box Score -- Game Totals -- Final Statistics
Texas A&M vs Auburn
01/24/19 7:30 p.m. at Auburn Arena -- Auburn, Ala.

Texas A&M 69 • 15-4, 4-2 SEC

#	Player	Total			3-Ptr			Rebounds			PF	TP	A	TO	Blk	Stl	Min
		FG	FGA	FT	FTA	FG	FGA	FT	FTA	Off							
11	Jones,N'Dea	r	4-7	0-0	3-4	4	11	1	3	2	1	36					
40	Johnson,Ciera	c	5-8	0-0	1-2	5	4	9	3	11	1	2	0	0	0	39	
03	Carter,Chennedy	g	8-17	5-10	7-13	1	4	5	2	28	2	3	0	2	40		
04	Washington,Shambria	g	0-3	0-2	0-0	1	1	3	0	2	3	0	2	0	35		
11	Wells,Kayla	g	6-12	1-4	6-9	2	2	4	2	19	4	8	1	0	39		
14	Walton,Jada	g	0-1	0-0	0-0	0	0	0	0	2	0	0	0	0	11		
	Team					0	4	4									
	Totals		23-48	6-16	17-28	13	26	39	14	69	10	21	3	5	200		

1st FG %: 41.0 40.0% 2nd: 41.2 33.3% 3rd: 10.14 71.4% 4th: 5.12 41.7% Game: 23-48 47.9% Deadball
 3P%: 2.7 26.6% 1-2: 20.0% 3-1: 100.0% 0-1: 0.0% 0-2: 0.0% 0-3: 0.0% 0-4: 0.0% 0-5: 0.0% 0-6: 0.0% 0-7: 0.0% 0-8: 0.0% 0-9: 0.0% 0-10: 0.0% 0-11: 0.0% 0-12: 0.0% 0-13: 0.0% 0-14: 0.0% 0-15: 0.0% 0-16: 0.0% 0-17: 0.0% 0-18: 0.0% 0-19: 0.0% 0-20: 0.0% 0-21: 0.0% 0-22: 0.0% 0-23: 0.0% 0-24: 0.0% 0-25: 0.0% 0-26: 0.0% 0-27: 0.0% 0-28: 0.0% 0-29: 0.0% 0-30: 0.0% 0-31: 0.0% 0-32: 0.0% 0-33: 0.0% 0-34: 0.0% 0-35: 0.0% 0-36: 0.0% 0-37: 0.0% 0-38: 0.0% 0-39: 0.0% 0-40: 0.0% 0-41: 0.0% 0-42: 0.0% 0-43: 0.0% 0-44: 0.0% 0-45: 0.0% 0-46: 0.0% 0-47: 0.0% 0-48: 0.0% 0-49: 0.0% 0-50: 0.0% 0-51: 0.0% 0-52: 0.0% 0-53: 0.0% 0-54: 0.0% 0-55: 0.0% 0-56: 0.0% 0-57: 0.0% 0-58: 0.0% 0-59: 0.0% 0-60: 0.0% 0-61: 0.0% 0-62: 0.0% 0-63: 0.0% 0-64: 0.0% 0-65: 0.0% 0-66: 0.0% 0-67: 0.0% 0-68: 0.0% 0-69: 0.0% 0-70: 0.0% 0-71: 0.0% 0-72: 0.0% 0-73: 0.0% 0-74: 0.0% 0-75: 0.0% 0-76: 0.0% 0-77: 0.0% 0-78: 0.0% 0-79: 0.0% 0-80: 0.0% 0-81: 0.0% 0-82: 0.0% 0-83: 0.0% 0-84: 0.0% 0-85: 0.0% 0-86: 0.0% 0-87: 0.0% 0-88: 0.0% 0-89: 0.0% 0-90: 0.0% 0-91: 0.0% 0-92: 0.0% 0-93: 0.0% 0-94: 0.0% 0-95: 0.0% 0-96: 0.0% 0-97: 0.0% 0-98: 0.0% 0-99: 0.0% 0-100: 0.0%

Auburn 67 • 15-4, 3-3 SEC

#	Player	Total			3-Ptr			Rebounds			PF	TP	A	TO	Blk	Stl	Min
		FG	FGA	FT	FTA	FG	FGA	FT	FTA	Off							
20	Unique Thompson	r	4-7	0-0	0-0	4	6	10	2	8	0	3	0	2	33		
00	Daisa Alexander	g	4-12	3-7	1-2	1	2	3	4	12	0	0	0	0	25		
03	Erica Sanders	g	3-4	0-0	0-0	1	3	4	6	1	0	0	0	0	29		
23	Crystal Primm	g	3-12	0-0	4-5	2	2	4	10	1	3	0	4	32			
33	Janiah McKay	g	6-16	1-4	4-4	1	0	1	3	17	3	0	2	34			
01	Robyn Benton	g	4-7	3-6	0-0	1	1	2	11	2	1	0	1	17			
02	Brooke Moore	g	1-2	0-0	0-0	0	0	0	3	0	0	0	0	8			
04	Abigaily Jackson	g	0-0	0-0	0-0	0	0	0	0	0	0	0	0	1			
24	Erin Howard	g	0-2	0-1	0-0	0	0	0	0	2	0	0	1	15			
	Team					2	4										
	Totals		25-62	8-20	9-11	11	19	30	67	9	12	0	11	200			

1st FG %: 21.9 36.8% 2nd: 5.13 38.5% 3rd: 6.15 40.0% 4th: 7.15 46.7% Game: 25-62 40.3% Deadball
 3P%: 3.8 37.5% 1-2: 100.0% 2-1: 0.0% 3-1: 0.0% 4-1: 0.0% 5-1: 0.0% 6-1: 0.0% 7-1: 0.0% 8-1: 0.0% 9-1: 0.0% 10-1: 0.0% 11-1: 0.0% 12-1: 0.0% 13-1: 0.0% 14-1: 0.0% 15-1: 0.0% 16-1: 0.0% 17-1: 0.0% 18-1: 0.0% 19-1: 0.0% 20-1: 0.0% 21-1: 0.0% 22-1: 0.0% 23-1: 0.0% 24-1: 0.0% 25-1: 0.0% 26-1: 0.0% 27-1: 0.0% 28-1: 0.0% 29-1: 0.0% 30-1: 0.0% 31-1: 0.0% 32-1: 0.0% 33-1: 0.0% 34-1: 0.0% 35-1: 0.0% 36-1: 0.0% 37-1: 0.0% 38-1: 0.0% 39-1: 0.0% 40-1: 0.0% 41-1: 0.0% 42-1: 0.0% 43-1: 0.0% 44-1: 0.0% 45-1: 0.0% 46-1: 0.0% 47-1: 0.0% 48-1: 0.0% 49-1: 0.0% 50-1: 0.0% 51-1: 0.0% 52-1: 0.0% 53-1: 0.0% 54-1: 0.0% 55-1: 0.0% 56-1: 0.0% 57-1: 0.0% 58-1: 0.0% 59-1: 0.0% 60-1: 0.0% 61-1: 0.0% 62-1: 0.0% 63-1: 0.0% 64-1: 0.0% 65-1: 0.0% 66-1: 0.0% 67-1: 0.0% 68-1: 0.0% 69-1: 0.0% 70-1: 0.0% 71-1: 0.0% 72-1: 0.0% 73-1: 0.0% 74-1: 0.0% 75-1: 0.0% 76-1: 0.0% 77-1: 0.0% 78-1: 0.0% 79-1: 0.0% 80-1: 0.0% 81-1: 0.0% 82-1: 0.0% 83-1: 0.0% 84-1: 0.0% 85-1: 0.0% 86-1: 0.0% 87-1: 0.0% 88-1: 0.0% 89-1: 0.0% 90-1: 0.0% 91-1: 0.0% 92-1: 0.0% 93-1: 0.0% 94-1: 0.0% 95-1: 0.0% 96-1: 0.0% 97-1: 0.0% 98-1: 0.0% 99-1: 0.0% 100-1: 0.0%

Officials: Michael McConnell, Puanani Spurlock, Roy Gulbeyan
 Technical fouls: Texas A&M-None, Auburn-None.
 Attendance: 1636

Score by periods

	1st	2nd	3rd	4th	Total
Texas A&M	12	10	25	22	69
Auburn	17	13	14	23	67

Points in the paint: 28 13 13 13 64
 Turnovers: 14 16 9 6 44
 Fouls: 26 19 14 14 63

Score tied - 6 times.
 Lead changed - 4 times.

Last FG - TAMU 4th-00:04, AU 4th-00:17.
 Largest lead - TAMU by 11 4th-05:48, AU by 8 2nd-01:51.
 TAMU led for 38:16, AU led for 37:46. Game was tied for 00:00.

AUBURN -- Auburn fought back from an 11-point fourth-quarter deficit to tie the game in the closing seconds, but No. 24 Texas A&M scored with four seconds to play to give the Aggies a 69-67 win Thursday night at Auburn Arena.

The Tigers (15-4, 3-3 SEC) tied the game 67-67 on a runner by Janiah McKay with 17 seconds left, but the Aggies' Chennedy Carter scored the final two of her game-high 28 points on a jumper in the paint that proved to be the game-winner with four seconds left.

McKay led Auburn with 17 points while Daisa Alexander added 12. Robyn Benton scored 11 points, and Crystal Primm finished with 10 points and four steals. Unique Thompson led the Tigers with 10 rebounds.

The key stat in the second half was rebounding – the Aggies had 11 offensive rebounds in the second half that turned into 13 second-chance points. For the game, A&M out-rebounded Auburn 39-30.

Auburn shot 40.3 percent from the field and was 9-of-11 (81.8%) at the free-throw line. Texas A&M got to the line 28 times in the game, making 17 (60.7%); the Aggies shot 47.9 percent from the field.

The Tigers forced 21 turnovers – matching a season-high by Texas A&M – and converted those into 26 points. It was the 11th straight game for Auburn to force at least 20 opponent turnovers.

A&M extended their lead to as many as 11 points and led 63-52 with under four minutes to play. But the Tigers chipped away, cutting it to six and then to three on a pair of 3-pointers by Alexander. After her second triple, McKay stole the inbound pass and was fouled, making both free throws to cut the deficit to one point at 65-64. A second straight turnover led to a game-tying free throw by Primm.

Auburn missed a pair of scoring opportunities, but the Aggies missed the front end of two straight free-throw opportunities, giving McKay the chance to tie the game late. But with no timeouts left, Auburn was unable to stop Carter's game-winner, and Alexander's attempt at the buzzer fell short.

Game 20: Jan. 27, 2019
#25 Missouri 74, Auburn 65
Mizzou Arena
Columbia, Mo.

Official Basketball Box Score -- Game Totals -- Final Statistics
Auburn vs #25 Missouri
01-27-19 2 p.m. CT at Columbia, Mo. (Mizzou Arena)

Auburn 65 • 15-5 (3-4 SEC)

#	Player	Total			3-Ptr			Rebounds			PF	TP	A	TO	Blk	Stl	Min
		FG	FGA	FT	FTA	FG	FGA	FT	FTA	Off							
00	Daisa Alexander	r	4-12	3-4	0-0	0	3	3	5	11	2	2	0	0	28		
03	Erica Sanders	r	0-2	0-0	0-0	1	2	3	4	0	1	1	0	1	26		
20	Unique Thompson	r	3-10	0-0	0-2	3	4	7	1	6	2	0	0	1	32		
23	Crystal Primm	g	6-7	0-0	0-2	1	3	4	12	1	2	1	2	31			
33	Janiah McKay	g	9-20	1-2	4-8	1	2	3	23	1	1	0	1	36			
02	Robyn Benton	g	0-0	0-0	0-0	0	1	1	0	0	0	0	0	6			
02	Brooke Moore	g	3-8	2-5	2-2	0	0	0	2	10	0	0	0	2	17		
10	Kiyah White	g	1-1	0-0	1-2	1	1	2	1	3	0	0	0	8			
24	Erin Howard	g	0-2	0-1	0-0	1	0	1	0	0	0	0	1	15			
35	Natalie Kelly	g	0-0	0-0	0-0	0	0	0	0	0	0	0	0	1			
	Team					4	0	4									
	Totals		26-62	6-12	7-16	12	16	28	20	65	7	6	1	200			

1st FG %: 41.4 71.1% 2nd: 28.13 76.9% 3rd: 9.15 51.3% 4th: 7.10 30.0% Game: 26-62 41.9% Deadball
 3P%: 0.1 0.0% 1-1: 100.0% 2-1: 66.7% 3-1: 42.9% 4-1: 50.0% 5-1: 50.0% 6-1: 50.0% 7-1: 50.0% 8-1: 50.0% 9-1: 50.0% 10-1: 50.0% 11-1: 50.0% 12-1: 50.0% 13-1: 50.0% 14-1: 50.0% 15-1: 50.0% 16-1: 50.0% 17-1: 50.0% 18-1: 50.0% 19-1: 50.0% 20-1: 50.0% 21-1: 50.0% 22-1: 50.0% 23-1: 50.0% 24-1: 50.0% 25-1: 50.0% 26-1: 50.0% 27-1: 50.0% 28-1: 50.0% 29-1: 50.0% 30-1: 50.0% 31-1: 50.0% 32-1: 50.0% 33-1: 50.0% 34-1: 50.0% 35-1: 50.0% 36-1: 50.0% 37-1: 50.0% 38-1: 50.0% 39-1: 50.0% 40-1: 50.0% 41-1: 50.0% 42-1: 50.0% 43-1: 50.0% 44-1: 50.0% 45-1: 50.0% 46-1: 50.0% 47-1: 50.0% 48-1: 50.0% 49-1: 50.0% 50-1: 50.0% 51-1: 50.0% 52-1: 50.0% 53-1: 50.0% 54-1: 50.0% 55-1: 50.0% 56-1: 50.0% 57-1: 50.0% 58-1: 50.0% 59-1: 50.0% 60-1: 50.0% 61-1: 50.0% 62-1: 50.0% 63-1: 50.0% 64-1: 50.0% 65-1: 50.0% 66-1: 50.0% 67-1: 50.0% 68-1: 50.0% 69-1: 50.0% 70-1: 50.0% 71-1: 50.0% 72-1: 50.0% 73-1: 50.0% 74-1: 50.0% 75-1: 50.0% 76-1: 50.0% 77-1: 50.0% 78-1: 50.0% 79-1: 50.0% 80-1: 50.0% 81-1: 50.0% 82-1: 50.0% 83-1: 50.0% 84-1: 50.0% 85-1: 50.0% 86-1: 50.0% 87-1: 50.0% 88-1: 50.0% 89-1: 50.0% 90-1: 50.0% 91-1: 50.0% 92-1: 50.0% 93-1: 50.0% 94-1: 50.0% 95-1: 50.0% 96-1: 50.0% 97-1: 50.0% 98-1: 50.0% 99-1: 50.0% 100-1: 50.0%

#25 Missouri 74 • 17-5 (5-3 SEC)

#	Player	Total			3-Ptr			Rebounds			PF	TP	A	TO	Blk	Stl	Min
		FG	FGA	FT	FTA	FG	FGA	FT	FTA	Off							
03	Cunningham, Sophie	r	9-15	6-12	6-8	0	4	4	3	30	1	2	1	0	39		
05	Aldridge, Lauren	r	2-5	2-4	0-0	0	2	4	6	2	1	0	0	0	32		
21	Purter, Cierra	r	3-0	0-0	6-6	2	5	7	12	1	2	3	1	23			
22	Roundtree, Jordan	r	2-5	1-2	0-0	0	4	4	0	5	3	1	0	0	20		
23	Smith, Amber	r	4-8	2-2	4-5	2	6	8	3	14	4	1	0	0	34		
02	Lewy, Akira	g	0-1	0-0	1-2	1	2	3	1	4	5	0	0	16			
11	Troup, Haley	g	0-2	0-2	1-2	0	2	2	0	1	2	0	0	9			
13	Schuchits, Hannah	g	0-3	0-2	0-0	2	2	4	2	0	0	0	1	9			
24	Chavis, Jordan	g	1-2	1-2	0-0	0	1	1	0	3	1	0	0	8			
34	Tahane, Emmanuelle	g	1-1	0-0	0-0	1	0	1	2	1	2	0	0	10			
	Team					1	2	3									
	Totals		22-45	12-26	18-23	9	29	38	17	74	19	17	5	4	200		

1st FG %: 51.4 50.0% 2nd: 6.10 60.0%

2018-19 Auburn Women's Basketball
Auburn Combined Team Statistics (as of Feb 01, 2019)
All games

RECORD:	OVERALL	HOME	AWAY	NEUTRAL
ALL GAMES	16-5	6-3	8-2	2-0
CONFERENCE	4-4	0-3	4-1	0-0
NON-CONFERENCE	12-1	6-0	4-1	2-0

##	Player	gp-gs	min	avg	Total		3-Point		F-Throw		Rebounds				pf	dq	a	to	blk	stl	pts	avg
					fg-fga	fg%	3fg-fga	3fg%	ft-fa	ft%	off	def	tot	avg								
33	Janiah McKay	21-21	649	30.9	103-245	.420	15-53	.283	78-98	.796	12	42	54	2.6	49	0	93	52	2	49	299	14.2
00	Daisa Alexander	21-21	575	27.4	99-240	.413	37-101	.366	29-43	.674	18	51	69	3.3	44	1	39	43	1	49	264	12.6
20	Unique Thompson	21-21	627	29.9	107-183	.585	0-0	.000	49-82	.598	82	139	221	10.5	47	1	24	44	17	38	263	12.5
23	Crystal Primm	21-21	584	27.8	92-181	.508	0-5	.000	57-79	.722	41	44	85	4.0	58	1	31	53	5	47	241	11.5
05	Emari Jones	13-13	384	29.5	46-118	.390	26-74	.351	10-12	.833	26	33	59	4.5	23	0	20	27	3	17	128	9.8
02	Brooke Moore	15-0	198	13.2	34-103	.330	26-78	.333	8-8	1.000	4	13	17	1.1	10	0	9	9	1	6	102	6.8
01	Robyn Benton	21-0	328	15.6	47-117	.402	27-65	.415	16-23	.696	11	19	30	1.4	28	0	15	10	2	21	137	6.5
24	Erin Howard	20-6	372	18.6	24-83	.289	12-56	.214	3-4	.750	18	34	52	2.6	30	0	24	10	10	18	63	3.2
04	Abigayle Jackson	20-0	156	7.8	18-34	.529	1-3	.333	5-5	1.000	12	19	31	1.6	39	1	4	13	11	6	42	2.1
03	Erica Sanders	11-2	181	16.5	8-16	.500	1-1	1.000	2-2	1.000	8	13	21	1.9	28	0	10	3	1	7	19	1.7
10	Kiyae' White	18-0	124	6.9	12-29	.414	0-0	.000	5-8	.625	16	13	29	1.6	18	0	8	6	1	2	29	1.6
35	Natalie Kelly	11-0	47	4.3	1-4	.250	0-0	.000	3-8	.375	6	3	9	0.8	4	0	0	8	2	1	5	0.5
Team											34	40	74				3					
Total.....		21	4225		591-1353	.437	145-436	.333	265-372	.712	288	463	751	35.8	378	4	277	281	56	261	1592	75.8
Opponents.....		21	4225		468-1132	.413	163-463	.352	255-359	.710	241	505	746	35.5	353	-	293	451	41	153	1354	64.5

TEAM STATISTICS

	AU	OPP	Date	Opponent	Score	Att.
SCORING	1592	1354	11/06/18	GRAMBLING STATE	w 97-48	1657
Points per game	75.8	64.5	^ 11/09/18	NICHOLLS	w 80-59	2316
Scoring margin	+11.3	-	^ 11/11/18	at New Mexico	w 79-76	4419
FIELD GOALS-ATT	591-1353	468-1132	^ 11/13/18	at Iowa State	L 64-67	9274
Field goal pct	.437	.413	11/25/18	LOUISIANA	w 71-59	1488
3 POINT FG-ATT	145-436	163-463	11/28/18	at Xavier (N.O.)	w 77-58	201
3-point FG pct	.333	.352	12/02/18	OKLAHOMA	w 95-79	1877
3-pt FG made per game	6.9	7.8	12/06/18	at Saint Joseph's	w 81-70	443
FREE THROWS-ATT	265-372	255-359	12/16/18	SAMFORD	w 73-46	1675
Free throw pct	.712	.710	& 12/18/18	vs Coastal Carolina	w 84-78	517
F-Throws made per game	12.6	12.1	& 12/20/18	vs North Carolina	Wot 86-81	794
REBOUNDS	751	746	12/22/18	at Elon	w 96-44	368
Rebounds per game	35.8	35.5	12/29/18	ALABAMA STATE	w 83-50	1868
Rebounding margin	+0.2	-	* 01/03/19	TENNESSEE	L 69-78	2204
ASSISTS	277	293	* 01/06/19	at Florida	w 64-56	2109
Assists per game	13.2	14.0	* 01/10/19	at Alabama	w 66-56	2575
TURNOVERS	281	451	* 01/14/19	MISSISSIPPI STATE	L 59-85	1908
Turnovers per game	13.4	21.5	* 01/17/19	at Vanderbilt	w 72-70	1835
Turnover margin	+8.1	-	* 01/24/19	TEXAS A&M	L 67-69	1656
Assist/turnover ratio	1.0	0.6	* 01/27/19	at Missouri	L 65-74	5119
STEALS	261	153	* 01-31-19	at Ole Miss	w 64-51	1296
Steals per game	12.4	7.3				
BLOCKS	56	41				
Blocks per game	2.7	2.0				
ATTENDANCE	16649	28950				
Home games-Avg/Game	9-1850	10-2764				
Neutral site-Avg/Game	-	2-656				

* = Conference game

^ = Preseason WNIT

& = Carolinas Challenge (Myrtle Beach, S.C.)

Score by Periods	1st	2nd	3rd	4th	OT	Totals
Auburn	371	372	391	441	17	1592
Opponents	321	285	365	371	12	1354

**2018-19 Auburn Women's Basketball
Auburn Combined Team Statistics (as of Jan 31, 2019)
Conference games only**

RECORD:	OVERALL	HOME	AWAY	NEUTRAL
ALL GAMES	4-4	0-3	4-1	0-0
CONFERENCE	4-4	0-3	4-1	0-0
NON-CONFERENCE	0-0	0-0	0-0	0-0

#	Player	gp-gs	min	avg	Total		3-Point		F-Throw		Rebounds			pf	dq	a	to	blk	stl	pts	avg	
					fg-fga	fg%	3fg-fga	3fg%	ft-fa	ft%	off	def	tot									avg
00	Daisa Alexander	8-8	233	29.1	45-108	.417	19-49	.388	13-20	.650	6	18	24	3.0	25	1	9	16	0	21	122	15.3
33	Janiah McKay	8-8	258	32.2	40-104	.385	5-22	.227	20-28	.714	6	15	21	2.6	21	0	30	19	0	17	105	13.1
20	Unique Thompson	8-8	255	31.9	38-63	.603	0-0	.000	15-27	.556	28	48	76	9.5	17	0	8	16	3	12	91	11.4
23	Crystal Primm	8-8	245	30.6	36-82	.439	0-1	.000	18-31	.581	15	19	34	4.3	27	0	14	23	1	21	90	11.3
02	Brooke Moore	8-0	99	12.4	12-43	.279	9-31	.290	2-2	1.000	2	3	5	0.6	6	0	0	5	1	4	35	4.4
01	Robyn Benton	8-0	87	10.9	9-29	.310	5-17	.294	7-9	.778	3	9	12	1.5	7	0	2	4	0	5	30	3.8
24	Erin Howard	8-6	195	24.4	10-34	.294	5-23	.217	1-2	.500	9	14	23	2.9	13	0	11	3	2	9	26	3.3
03	Erica Sanders	8-2	156	19.5	8-16	.500	1-1	1.000	0-0	.000	3	9	12	1.5	23	0	9	1	1	4	17	2.1
10	Kiyae' White	6-0	30	5.0	3-4	.750	0-0	.000	1-2	.500	2	3	5	0.8	5	0	2	1	1	0	7	1.2
04	Abigayle Jackson	7-0	40	5.7	1-3	.333	0-0	.000	1-1	1.000	0	1	1	0.1	9	0	0	6	2	3	3	0.4
35	Natalie Kelly	2-0	2	1.0	0-0	.000	0-0	.000	0-0	.000	0	0	0	0.0	1	0	0	0	0	0	0	0.0
Team											17	9	26									2
Total.....		8	1600		202-486	.416	44-144	.306	78-122	.639	91	148	239	29.9	154	1	85	96	11	96	526	65.8
Opponents.....		8	1600		184-397	.463	64-160	.400	107-149	.718	85	211	296	37.0	122	-	119	167	23	52	539	67.4

TEAM STATISTICS

	AU	OPP	Date	Opponent	Score	Att.
SCORING	526	539	* 01/03/19	TENNESSEE	L 69-78	2204
Points per game	65.8	67.4	* 01/06/19	at Florida	W 64-56	2109
Scoring margin	-1.6	-	* 01/10/19	at Alabama	W 66-56	2575
FIELD GOALS-ATT	202-486	184-397	* 01/14/19	MISSISSIPPI STATE	L 59-85	1908
Field goal pct	.416	.463	* 01/17/19	at Vanderbilt	W 72-70	1835
3 POINT FG-ATT	44-144	64-160	* 01/24/19	TEXAS A&M	L 67-69	1656
3-point FG pct	.306	.400	* 01/27/19	at Missouri	L 65-74	5119
3-pt FG made per game	5.5	8.0	* 01-31-19	at Ole Miss	W 64-51	1296
FREE THROWS-ATT	78-122	107-149				
Free throw pct	.639	.718				
F-Throws made per game	9.8	13.4				
REBOUNDS	239	296				
Rebounds per game	29.9	37.0				
Rebounding margin	-7.1	-				
ASSISTS	85	119				
Assists per game	10.6	14.9				
TURNOVERS	96	167				
Turnovers per game	12.0	20.9				
Turnover margin	+8.9	-				
Assist/turnover ratio	0.9	0.7				
STEALS	96	52				
Steals per game	12.0	6.5				
BLOCKS	11	23				
Blocks per game	1.4	2.9				
ATTENDANCE	5768	12934				
Home games-Avg/Game	3-1923	5-2587				
Neutral site-Avg/Game	-	0-0				

* = Conference game

^ = Preseason WNIT

& = Carolinas Challenge (Myrtle Beach, S.C.)

Score by Periods	1st	2nd	3rd	4th	Totals
Auburn	107	126	145	148	526
Opponents	137	121	146	135	539



Daisa Alexander
Junior • G • 5-8
Decatur, Ga.
Southwest DeKalb HS



Robyn Benton
Freshman • G • 5-9
Conyers, Ga.
Greater Atlanta Christian School



Brooke Moore
Freshman • G • 5-7
McDonough, Ga.
Henry County HS



Erica Sanders
Senior • G • 5-10
San Antonio, Texas
Johnson HS



Abigayle Jackson
Sophomore • F • 6-3
Little Rock, Ark.
Little Rock Central HS



Emari Jones
Senior • G • 6-2
Chicago, Ill.
Shawnee CC



Kiyae' White
RS Freshman • F • 6-2
Macungie, Pa.
Emmaus HS



Unique Thompson
Sophomore • F • 6-3
Theodore, Ala.
Faith Academy



Crystal Primm
RS Junior • G • 5-11
West Palm Beach, Fla.
Duke



Erin Howard
Freshman • F/G • 6-1
Madison, Wis.
Madison East HS



Janiah McKay
Senior • G • 5-6
Gainesville, Fla.
Gainesville HS




Natalie Kelly
Freshman • F • 6-3
Albany, La.
Albany HS



Terri Williams-FLOURNOY
Head Coach
Penn State (1991)
Seventh Season



Ty Evans
Associate Head Coach
Wisconsin-Whitewater (1995)
Seventh Season



Adrian Walters
Assistant Coach
St. Francis (Pa.) (1987)
Seventh Season



Clarisse Garcia
Assistant Coach
Villanova (2007)
Third Season