



# 2019 AUBURN BASEBALL

AUBURN ATHLETICS COMMUNICATIONS: 392 SOUTH DONAHUE DRIVE || AUBURN, AL 36849 || AUBURNTIGERS.COM || @AUBURN\_BASEBALL

## 2019 SCHEDULE

Day	Date	Opponent	Time/Result
FRI.	FEB. 15	GEORGIA SOUTHERN (SECN+)	W, 11-2
SAT.	FEB. 16	GEORGIA SOUTHERN (SECN+)	L, 5-7 (13)
SUN.	FEB. 17	GEORGIA SOUTHERN	W, 4-3 (13)
TUE.	FEB. 19	ALABAMA A&M (SECN+)	4:00 pm
WED.	FEB. 20	ALABAMA A&M	4:00 pm
Fri.	Feb. 22	at UCF (UCFKnights.TV)	5:00 pm
Sat.	Feb. 23	at UCF (UCFKnights.TV)	5:00 pm
Sun.	Feb. 24	at UCF (UCFKnights.TV)	12:00 pm
FRI.	MAR. 1	CINCINNATI (SECN+)	6:00 pm
SAT.	MAR. 2	CINCINNATI (SECN+)	5:00 pm
SUN.	MAR. 3	CINCINNATI (SECN+)	1:00 pm
TUE.	MAR. 5	UT MARTIN (SECN+)	4:00 pm
WED.	MAR. 6	UT MARTIN (SECN+)	4:00 pm
FRI.	MAR. 8	UTSA (SECN+)	6:00 pm
SAT.	MAR. 9	UTSA (SECN+)	2:00 pm
SUN.	MAR. 10	UTSA (SECN+)	1:00 pm
Tue.	Mar. 12	at South Alabama (JagNation TV)	6:30 pm
FRI.	MAR. 15	TENNESSEE* (SECN+)	6:00 pm
SAT.	MAR. 16	TENNESSEE*(SECN)	6:00 pm
SUN.	MAR. 17	TENNESSEE* (SECN+)	1:00 pm
Tue.	Mar. 19	at UAB (C-USA TV)	6:30 pm
Fri.	Mar. 22	at #15 Mississippi State (SECN+)	6:30 pm
Sat.	Mar. 23	at #15 Mississippi State (SECN+)	2:00 pm
Sun.	Mar. 24	at #15 Mississippi State (SECN+)	1:00 pm
Tue.	Mar. 26	vs. Alabama% (SECN)	6:00 pm
Fri.	Mar. 29	at South Carolina (SECN+)	6:00 pm
Sat.	Mar. 30	at South Carolina (SECN)	12:00 pm
Sun.	Mar. 31	at South Carolina (SECN)	11:00 am
TUE.	APR. 2	GEORGIA TECH (SECN+)	6:00 pm
THU.	APR. 4	#12 ARKANSAS (ESPNU)	6:30 pm
FRI.	APR. 5	#12 ARKANSAS (SECN+)	6:00 pm
SAT.	APR. 6	#12 ARKANSAS (SECN+)	2:00 pm
TUE.	APR. 9	JACKSONVILLE STATE (SECN+)	6:00 pm
Fri.	Apr. 12	at Texas A&M (SECN+)	6:30 pm
Sat.	Apr. 13	at Texas A&M (SECN+)	2:00 pm
Sun.	Apr. 14	at Texas A&M (SECN+)	1:00 pm
Tue.	Apr. 16	at Georgia Tech (ACC Extra)	5:00 pm
THU.	APR. 18	#10 OLE MISS (SECN+)	6:00 pm
FRI.	APR. 19	#10 OLE MISS (SECN+)	6:00 pm
SAT.	APR. 20	#10 OLE MISS (SECN+)	1:00 pm
Tue.	Apr. 23	at Jacksonville State (ESPN+)	6:00 pm
Thu.	Apr. 25	at #2 Vanderbilt (ESPNU)	6:30 pm
Fri.	Apr. 26	at #2 Vanderbilt (SECN)	7:00 pm
Sat.	Apr. 27	at #2 Vanderbilt (SECN+)	12:00 pm
FRI.	MAY 3	ALABAMA (SECN+)	6:00 pm
SAT.	MAY 4	ALABAMA (SECN)	7:00 pm
SUN.	MAY 5	ALABAMA (SECN)	3:00 pm
TUE.	MAY 7	UAB (SECN+)	6:00 pm
FRI.	MAY 10	#13 GEORGIA (SECN+)	6:00 pm
SAT.	MAY 11	#13 GEORGIA (SECN+)	2:00 pm
SUN.	MAY 12	#13 GEORGIA (SECN+)	1:00 pm
TUE.	MAY 14	NORTH ALABAMA	6:00 pm
Thu.	May 16	at #1 LSU (SECN+)	6:30 pm
Fri.	May 17	at #1 LSU (SECN+)	7:00 pm
Sat.	May 18	at #1 LSU (SECN+)	2:00 pm

### POSTSEASON

Tue.	May 21	SEC Tournament	TBA
Fri.	May 31	NCAA Regionals	TBA
Fri.	Jun. 7	NCAA Super Regionals	TBA
Sat.	Jun. 15	NCAA College World Series	TBA

Home games in **BOLD CAPS**

All home games at Plainsman Park | All times central % - 11th annual MAX Capital City Classic (Montgomery, Ala.)

Rankings reflect USA TODAY Preseason Coaches Poll



## GAMES 4-5

AUBURN, ALA. (Samford Stadium-Hitchcock Field at Plainsman Park)



### #15 AUBURN TIGERS (2-1, 0-0 SEC)

Head Coach: Butch Thompson (Birmingham-Southern, 1992)

Career Record: 144-95 (5th season) | Record at Auburn: 105-83 (4th season)

VS.



### ALABAMA A&M (0-4, 0-0 SWAC)

Head Coach: Manny Lora (Alabama A&M, 2014)

Career Record: 0-4 (1st season) | Record at AAU: 0-4 (1st season)

### » QUICK HITTERS

- Auburn is coming off a series win against Georgia Southern, marking the team's 11th straight non-conference series win dating back to the season-opening series in 2016.
- Tuesday and Wednesday's contests mark the Tigers fourth and fifth games in a span of six days. The team will play its first eight games of the season in a span of 10 days.
- Freshman left-hander Carson Skipper makes his first career start Tuesday after throwing 3.0 scoreless innings of relief and earning a save in his collegiate debut in the season opener.
- Auburn head coach Butch Thompson begins his fourth season at the helm of the program. He became the fourth coach in program history to record 100 wins in his first three seasons in 2018.
- The Tigers 2019 roster consists of 19 newcomers and 17 returning players, including All-SEC shortstop Will Holland, junior pitcher Davis Daniel and a quartet of Freshman All-Americans in Tanner Burns, Cody Greenhill, Edouard Julien and Steven Williams.
- Tuesday and Wednesday will mark the 10th and 11th times Auburn and Alabama A&M have met at Plainsman Park. The Tigers are 9-0 all-time against Bulldogs and have outscored its in-state foe 100-17 in the previous nine meetings.

## PITCHING MATCHUP

### AUBURN

### ALABAMA A&M

TUE   FR LHP Carson Skipper	(0-0, 0.00)	vs.	TBA
WED   TBA		vs.	TBA

## GAME INFO

Date: Tuesday-Wednesday, Feb. 19-20, 2019

Game Time: 4 pm CT / 4 pm ET

Site: Auburn, Ala./ Plainsman Park (4,096)

TV (Tues): SEC Network+

• Talent: Andy Burcham (pxp), Gregg Olson (color)

Radio: WTGZ-93.9 FM | WQSI - 95.9 FM

• Talent (Tues): Rod Bramblett (pxp), Brad Law (color)

• Talent (Wed): Andy Burcham (pxp), Gregg Olson (color)

Live Stats: StatBroadcast.com

Twitter Updates: @AuburnBaseball

Postgame Recap: AuburnTigers.com

Series History: Auburn leads, 9-0

Auburn: Auburn leads, 9-0

Huntsville: Never met

Neutral Site: Never met

Last Meeting: Auburn won, 19-5, in Auburn (4/3/18)

Streak: W9

## AUBURN

0-0, 0-0 SEC

### Team Leaders

Batting Average:	SO IF Edouard Julien (.385)
Runs:	Two tied (4)
2B:	Four tied (1)
HR:	SO IF Edouard Julien (1)
RBI:	SO IF Edouard Julien (6)
Stolen Bases:	JR IF Will Holland (3-4)

## ALABAMA A&M

0-4, 0-0 SWAC

Head Coach: Manny Lora (Alabama A&M, 2014)

Career: 0-4 (1st season)

at AAU: 0-4 (1st season)

### Team Leaders

Batting Average:	R-JR IF Ison Ford (.375)
2B:	Two tied (1)
HR:	N/A
RBI:	R-SR OF Tyus O'Neal-EI (3)

## POTENTIAL STARTING LINEUP

Pos.	#	Player	AVG	AB	R	H	2B	3B	HR	RBI	SB-SBA	BB
C	6	Matt Scheffler	.100	10	1	1	0	0	0	1	1-1	1
1B	4	Rankin Woley	.286	14	3	4	1	0	0	3	0-0	2
2B	9	Ryan Bliss	.182	11	1	2	0	1	0	2	1-1	2
3B	10	Edouard Julien	.385	13	4	5	1	0	1	6	1-1	2
SS	17	Will Holland	.250	12	4	3	1	0	0	1	3-4	5
LF	1	Judd Ward	.357	14	2	5	0	0	0	1	0-1	0
CF	16	Kason Howell	.333	12	1	4	1	0	0	3	0-1	3
RF	41	Steven Williams	.083	12	1	1	0	0	0	1	0-0	2
DH	24	Conor Davis	.154	13	1	2	0	0	0	1	0-0	1

## AUBURN'S RECORD WHEN...

	2019	Under Thompson
Overall	2-1	105-83
SEC	0-0	39-51
Non-Conference	2-1	60-28
Postseason	0-0	9-8
Home	2-1	73-36
Away	0-0	21-39
Neutral	0-0	11-8
Current streak	W1	W1
Last 5 games	-	--
Last 10 games	-	--

### Situational:

AU scores first	0-1	72-28
Opp. scores first	2-0	33-55
AU scores 4+ runs	2-1	94-34
AU scores 3 runs or less	0-0	11-49
AU leads after 7 innings	1-0	86-8
8 innings	2-0	101-6
AU trails after 7 innings	0-0	7-62
8 innings	0-1	2-66
Game tied after 7 innings	1-1	11-10
8 innings	0-0	1-8
Extra Innings	1-1	2-9
1-run games	1-0	23-25
2-run games	0-1	10-2
3-run games	0-0	13-12
Games decided by 5+ runs	1-0	53-23
vs. LH Starter	0-1	33-27
vs. RH Starter	2-0	72-56
More hits than opponent	0-0	78-14
Fewer hits than opponent	1-1	17-64
Hits are tied	1-0	8-6
AU has 10+ hits	1-0	66-31
Opp. has 10+ hits	1-1	25-53
Hit a home run	1-0	68-25
Opp. hits a home run	0-1	41-50
AU quality start	0-0	42-17
Opp. quality start	0-0	9-35
AU commits no errors	0-0	42-20
Opp. commits no error	1-0	26-43

### By Day:

Sunday	1-0	16-16
Monday	0-0	0-2
Tuesday	0-0	23-11
Wednesday	0-0	8-2
Thursday	0-0	4-8
Friday	1-0	26-17
Saturday	0-1	27-26
Day Games (first pitch before 6 p.m.)	1-1	60-46
Night Games (first pitch after 6 p.m.)	1-0	45-37
Doubleheaders	0-0	12-8

### By Month:

February	2-1	22-6
March	0-0	36-20
April	0-0	26-25
May	0-0	14-27
June	0-0	6-4

### By Jersey:

White	1-0	34-15
Blue	0-0	16-14
Orange	1-0	23-14
Gray	0-0	10-25
Pinstripes	0-1	12-11
Blue/Camo Hat	0-0	1-1
Cream Throwback	0-0	8-2

## UNIVERSITY INFORMATION

Location	Auburn, Ala.
Enrollment	29,776
Founded	October 1, 1856
Nickname	Tigers
Colors	Burnt Orange and Navy Blue
President	Dr. Steven Leath
Athletics Director	Allen Greene
Conference	Southeastern (SEC West)
Stadium / Capacity	Samford Stadium-Hitchcock Field at Plainsman Park / 4,096
Ticket Office Phone	855-282-2010

## BASEBALL COACHING / SUPPORT STAFF

<b>Head Coach</b>	Butch Thompson (Birmingham-Southern, 1992)
<b>Record at Auburn / Seasons</b>	105-83 (.559) / 4th
<b>Career Coaching Record / Seasons</b>	144-95 (.603) / 5th

<b>Assistant Coach</b>	Karl Nonemaker (Vanderbilt, 2002)
<b>Assistant Coach</b>	Gabe Gross (Auburn, 2012)
<b>Volunteer Assistant</b>	Steve Smith (Baylor, 1986)

<b>Athletic Admin.</b>	Randall Dickey (Ouachita Baptist, 1983)
<b>Player Development &amp; Data Analyst</b>	Blake Beck (Troy, 2014)
<b>Athletic Trainer</b>	Anthony Sandersen (South Dakota State, 2004)
<b>Strength &amp; Conditioning</b>	Chris Joyner (Minnesota State - Mankato, 2001)

## PROGRAM HISTORY

<b>Modern Era Program Record (since 1949)</b>	1,914-1,316-4 (.592)
<b>College World Series Appearances / Last</b>	4 / 1997
<b>College World Series Record</b>	3-8 (.273)
<b>NCAA Regional Appearances / Last</b>	21 / 2018
<b>NCAA Regional Record</b>	48-45 (.516)
<b>NCAA Super Regional Appearances / Last</b>	2 / 2018
<b>NCAA Super Regional Record</b>	1-4 (.200)
<b>Last Postseason Opponent</b>	Florida / 2018
<b>Result</b>	Gainesville (Fla.) Super Regional Lost, 3-2

## POSTSEASON HISTORY

**College World Series Appearances: 4** (1967, 1976, 1994, 1997)

**Super Regional Appearances: 2** (1999, 2018)

**NCAA Regional Appearances: 21** (1963, 1967, 1976, 1978, 1987, 1989, 1993-95, 1997-2003, 2005, 2010, 2015, 2017, 2018)

**NCAA Regional Titles: 6** (1967, 1976, 1994, 1997, 1999, 2018)

## MEDIA RELATIONS

**Baseball Contact:** George Nunnelley, Asst. Director - Athletics Comm.  
**Cell:** 502-609-9982  
**Email:** gnnunnelley@auburn.edu  
**Twitter:** @gnunnelley  
**Associate AD:** Kirk Sampson

## 2019 AUBURN BASEBALL ROSTER

No.	Name	Pos.	Cl.	B/T	Ht.	Wt.	Exp.	Hometown (Previous School)
1	Judd Ward	OF	So.	L/R	6-1	195	1L	Russellville, Ala. (Russellville)
2	Everett Lau	IF/OF	Jr.	L/R	5-10	185	JC	Oahu, Hawaii (College of San Mateo)
3	Devin Warner	OF/IF	Fr.	S/R	6-3	205	HS	Cartersville, Ga. (Cartersville)
4	Rankin Woley	IF	Jr.	R/R	6-0	210	JC	Atlanta, Ga. (Chattahoochee Valley)
5	Jarrett Eaton	OF	Fr.	L/R	5-9	162	HS	Mobile, Ala. (St. Paul's Episcopal)
6	Matt Scheffler	C	Jr.	R/R	6-2	190	JC	Kirkland, Wash. (Pierce)
7	Ed Johnson	IF	Fr.	R/R	6-1	175	HS	Trussville, Ala. (Hewitt-Trussville)
8	Bailey Horn	LHP	R-So.	L/L	6-2	212	JC	West, Texas (McLennan)
9	Ryan Bliss	IF	Fr.	R/R	5-9	165	HS	LaGrange, Ga. (Troup)
10	Edouard Julien	IF	So.	L/R	6-1	183	1L	Quebec City, Canada (Cardinal-Roy)
11	Chase Hall	C	R-Jr.	R/R	6-2	215	RS	Roanoke, Ala. (Southern Union)
12	Ryan Hoerter	RHP	So.	R/R	6-6	191	1L	Kenosha, Wisc. (Indian Trail)
13	Davis Daniel	RHP	Jr.	R/R	6-1	190	2L	Montgomery, Ala. (St. James)
14	Elliott Anderson	LHP	Jr.	L/L	6-3	212	2L	Cartersville, Ga. (Cartersville)
16	Kason Howell	OF	Fr.	R/R	6-0	185	HS	Argyle, Texas (Liberty Christian)
17	Will Holland	IF	Jr.	R/R	5-11	185	2L	Lawrenceville, Ga. (Collins Hill)
18	Brooks Fuller	LHP	Fr.	L/L	6-2	215	HS	Auburn Ala. (Auburn)
19	Brody Moore	IF	Fr.	R/R	6-0	185	HS	Oneonta, Ala. (Oneonta)
20	Cody Greenhill	RHP	So.	R/R	6-4	216	1L	Russellville, Ala. (Russellville)
21	Jackson Henderson	IF/OF	Jr.	R/R	6-0	175	JC	Selma, Ala. (Lurleen B. Wallace)
22	Ford Luttrell	RHP	R-Fr.	L/R	6-0	181	RS	Madison, Ala. (Bob Jones)
23	Peyton Glavine	LHP	So.	R/L	5-11	176	1L	Alpharetta, Ga. (Blessed Trinity Catholic)
24	Conor Davis	IF	Jr.	R/R	6-3	227	2L	Roswell, Ga. (Blessed Trinity Catholic)
25	Dawson Sweatt	LHP	Fr.	R/L	6-2	190	HS	Fayetteville, Ga. (Starr's Mill)
26	Troy Bearden	OF/C	Fr.	R/R	6-2	220	HS	Trussville, Ala. (Next Level Baseball Academy)
29	Carson Skipper	LHP	Fr.	L/L	6-3	195	HS	Trussville, Ala. (Hewitt-Trussville)
31	Blake Schilleci	LHP	Sr.	L/L	5-10	198	1L	Birmingham, Ala. (Wallace-Hanceville)
32	Tanner Burns	RHP	So.	R/R	6-0	205	1L	Decatur, Ala. (Decatur)
33	Will Morrison	RHP	Fr.	R/R	6-2	180	HS	Cullman, Ala. (Cullman)
36	Kyle Gray	LHP	R-Jr.	L/L	5-10	205	JC	Austin, Texas (Blinn)
37	Ryan Watson	RHP	Jr.	R/R	6-5	215	2L	Auburn, Ala. (Auburn)
38	Brett Olson	IF	R-Sr.	L/L	6-2	225	1L	Newport Beach, Calif. (Corona Del Mar)
40	Garrett Wade	LHP	Fr.	L/L	6-2	205	HS	Hartselle, Ala. (Hartselle)
41	Steven Williams	OF/C	So.	L/R	6-3	216	1L	Albany, Ga. (Deerfield-Windsor)
43	Richard Fitts	RHP	Fr.	R/R	6-3	185	HS	Helena, Ala. (Helena)
44	Jack Owen	LHP	So.	L/L	6-2	174	1L	Aliso Viejo, Calif. (J Serra)

### COACHES & STAFF

30	Butch Thompson	Head Coach	Fourth Year
35	Karl Nonemaker	Assistant Coach	Second Year
39	Gabe Gross	Assistant Coach	Second Year
34	Steve Smith	Volunteer Assistant Coach	Second Year
	Greg Drye	Director of Operations	Fourth Year
	Randall Dickey	Athletic Administrator	Fifth Year
	Anthony Sandersen	Athletic Trainer	Second Year
	Blake Beck	Player Development & Data Analyst	Third Year
	Chris Joyner	Strength & Conditioning	First Year

### PRONUNCIATION GUIDE

Ryan HOERTER ..... HOR-ter  
 EDOUARD JULIEN ..... ED-whah joo-lee-EN  
 Everett LAU ..... Rhymes with 'now'  
 Ford LUTTRELL ..... LUH-trull  
 Blake SCHILLECI ..... sha-LAY-see  
 Rankin WOLEY ..... WOE-lee

**30 BUTCH THOMPSON HEAD COACH**

**THE AUBURN SKIPPER**

- Seven College World Series appearances / 16 postseason appearances
- 2013 National Runner-up (Mississippi State)
- 2001 National Champion (Birmingham-Southern)
- 2014 Baseball America/ABCA National Assistant Coach of the Year
- 2006 FCA Coach of the Year
- Coached 14 pitchers who went on to pitch in the Major Leagues
- Recruited and coached 29 pitchers who were drafted out of college that weren't drafted out of high school

**Butch Thompson enters his fourth season at the helm of the program in 2019. Thompson, who spent three seasons as an assistant coach and recruiting coordinator at Auburn from 2006-08, returned to the Plains after seven seasons at Mississippi State as both associate head coach and pitching coach.**

Butch Thompson was named Auburn's head baseball coach on October 22, 2015 and enters his fourth season with the Tigers in 2019.

Thompson, who spent three seasons as an assistant coach and recruiting coordinator at Auburn from 2006-08, returned to The Plains after seven seasons at Mississippi State as both associate head coach and pitching coach.

Widely regarded as one of the premier pitching coaches in the country, he has seen 14 of his former pitchers make their Major League Baseball debuts, including eight since 2014. Thompson has also turned 29 pitchers who went undrafted out of high school into MLB draft picks.

Thompson had three pitchers drafted in the first 11 rounds in 2014 and five pitchers drafted, including three in the top 10 rounds, in 2013. He added a first-round selection in the 2016 draft, a third-round pick in Keegan Thompson in 2017 and the first No. 1 overall pick in program history in Casey Mize in 2018.

Along with his pitching pedigree, Thompson is also considered one of the top recruiters in the country. Since 2003, he has secured 12 recruiting classes that were ranked in the top 10 by either Baseball America or Perfect Game, including the No. 5 signing class in 2017 and a program record No. 4 class in 2018. His classes signed from 2006-08 at Auburn each ranked in the top 18 nationally, including the No. 5 class in 2008.

A native of Amory, Miss., Thompson has coached 26 Division I All-Americans and 38 all-conference performers. He has made 16 postseason appearances, including seven trips to the College World Series, and guided Birmingham-Southern to a NAIA National Championship in 2001 and was a national runner-up at Mississippi State in 2013.

Thompson was named the 2006 Fellowship of Christian Athletes SEC Coach of the Year while at Auburn and the 2014 Baseball America and American Baseball Coaches Association (ABCA) National Assistant Coach of the Year while at Mississippi State.

Thompson has already made his mark in his first three seasons at Auburn as he became the fourth head coach in program history to notch his 100th win in his third season at the helm. Thompson has guided the Tigers to a 103-82 overall record and has taken the team to back-to-back NCAA regionals for the first time in 15 years. After tying the 2010 team for the most wins (43) in a season since 1999 and advancing to its first super regional since that same season, Auburn's 2018 team finished the year ranked No. 9 by USA TODAY, marking the program's highest ranking to end a season since 1998.

In seven seasons at MSU, Thompson made four NCAA regional trips, two Super Regionals, won the SEC Tournament and advanced to the College World Series finishing as NCAA runner-up in 2013. In three of the last four seasons, the Bulldogs' staff ERA finished no higher than 3.06. Thompson's 2013 pitching staff was one of two nationally to finish in the top 15 in ERA, strikeouts per nine innings and hits allowed per nine innings.

In addition to his experience at Auburn and Mississippi State, Thompson also spent five seasons at Georgia from 2002-05, including a trip to the College World



Series in 2004. While there he guided the development of future Major Leaguers Josh Fields, Mitchell Boggs and Brooks Brown.

Thompson launched his coaching career as pitching coach and top assistant at Huntingdon College (Ala.) in 1993, before returning to his alma mater in Birmingham, where he helped lead the Panthers to back-to-back Southern States Conference championships and in 1995 coached BSC to its first NAIA World Series berth.

Thompson left BSC briefly to serve as head coach at Jefferson State Community College in Birmingham in 1997. While at JSCC, he was honored as the Regional Tournament Coach of the Year, the ABCA Alabama Junior College Coach of the Year and the Southeast Region Coach of the Year after guiding JSCC to a 39-21 mark, the AJCAA Region 22 State Championship and a third-place finish in the NJCAA Division II World Series.

He returned to Birmingham-Southern as top assistant the following season, beginning a four-year run during the most successful span in BSC baseball history. The Panthers won 196 games, four TranSouth Conference Championships and made three-consecutive appearances in the NAIA World Series. BSC's 2001 team posted a school-best 55-11 mark and captured the NAIA National Championship.

In 2002, Thompson joined the SEC baseball coaching fraternity as a pitching coach and recruiting coordinator at Georgia and has been a part of the league for the past 17 seasons.

Thompson currently serves as the large-school representative for the Alabama Baseball Coaches Association and is an All-American committee member representing the South region for the ABCA.

Thompson prepped at Amory (Miss.) High School and later starred as a pitcher at Itawamba (Miss.) Community College from 1989-90. On Oct. 25, 2014, Thompson was inducted into the ICC Athletic Hall of Fame.

He earned a bachelor's degree in history at BSC in 1992 and completed a master's degree in sports administration at UAB in 1996. He is married to the former Robin Ashe of Birmingham, Ala., and they are the parents of three daughters --- Anna, Olivia and Madelyn Gail.

**NATIONAL POLLS**

**NEWS & NOTES**

**BASEBALL AMERICA**

Feb. 18

1. Vanderbilt\*
2. Louisiana State\*
3. UCLA
4. Florida
5. North Carolina
6. Florida State
7. Stanford
8. Texas Tech
9. Mississippi State\*
10. Oregon State
11. East Carolina
12. Louisville
13. Ole Miss\*
14. Clemson
15. Georgia\*
16. Baylor
17. Arkansas\*
- 18. AUBURN**
19. Texas
20. Michigan
21. Southern Miss
22. Duke
23. Coastal Carolina
24. TCU
25. UC Irvine

**D1 BASEBALL**

Feb. 18

1. Vanderbilt\*
2. Louisiana State\*
3. Texas Tech
4. UCLA
5. Florida
6. North Carolina
7. Oregon State
8. Louisville
9. Georgia\*
10. Ole Miss\*
11. East Carolina
12. Stanford
13. Florida State
14. Mississippi State\*
15. Baylor
16. Arkansas\*
17. Michigan
18. TCU
19. Oklahoma State
20. Wake Forest
21. Coastal Carolina
- 22. AUBURN**
23. Texas
24. Clemson
25. Cal State Fullerton

**USA TODAY**

Preseason

1. Louisiana State\*
2. Vanderbilt\*
3. Florida
4. Texas Tech
5. Oregon State
6. North Carolina
7. UCLA
8. Louisville
9. Stanford
10. Ole Miss\*
11. Florida State
12. Arkansas\*
13. Georgia\*
14. East Carolina
15. Mississippi State\*
16. Texas
17. TCU
18. Baylor
19. Clemson
- 20. AUBURN**
21. Oklahoma State
22. Coastal Carolina
23. N.C. State
24. Cal State Fullerton
25. Michigan

**NCBWA**

Preseason

1. Vanderbilt\*
2. LSU\*
3. Texas Tech
4. UCLA
5. Oregon State
6. Florida
7. North Carolina
8. Stanford
9. Louisville
10. Florida State
11. Ole Miss\*
12. Georgia\*
13. Mississippi State\*
14. East Carolina
15. Arkansas\*
16. Baylor
17. Clemson
18. Texas
- 19. AUBURN**
20. Oklahoma State
21. TCU
22. Coastal Carolina
23. Michigan
24. Cal State Fullerton
25. Duke
26. Southern Miss
27. Minnesota
28. Wake Forest
29. UC Irvine
30. N.C. State

**PERFECT GAME**

Feb. 18

1. Louisiana State\*
2. Oregon State
3. Vanderbilt\*
4. UCLA
5. Texas Tech
6. North Carolina
7. Stanford
8. Florida
9. East Carolina
10. Ole Miss\*
11. Louisville
12. Baylor
13. Arkansas\*
14. Florida State
- 15. AUBURN**
16. TCU
17. Mississippi State\*
18. UConn
19. Michigan
20. Oklahoma State
21. N.C. State
22. Georgia\*
23. UC Irvine
24. Clemson
25. Coastal Carolina

**COLLEGIATE BASEBALL**

Feb. 18

1. Louisiana State\*
2. Vanderbilt\*
3. UCLA
4. Texas Tech
5. Stanford
6. Florida
7. Oregon State
8. North Carolina
9. Florida State
10. Coastal Carolina
11. Georgia\*
12. Louisville
13. Ole Miss\*
14. Texas
15. Clemson
16. TCU
17. Cal State Fullerton
18. Oklahoma State
19. Georgia Tech
20. Duke
21. Baylor
22. N.C. State
23. Arkansas\*
24. Arizona
25. Mississippi State\*
- 26. AUBURN**
27. UConn
28. Texas A&M\*
29. Southern Miss
30. Miami

**AUBURN IN THE POLLS**

**BA D1 CB NC PG USA**

Pre. 17 22 23 19 15 20  
2/18 18 22 26 -- 15 --

**UP NEXT**

• Auburn heads to Orlando, Florida, for a three-game series against UCF Friday-Sunday. The road trip marks Auburn's first in the non-conference since 2012.

**FLARE FOR THE DRAMATIC**

• Auburn has played back-to-back 13-inning games, marking the first time the team has played consecutive extra-inning games since 2010.

• Dating back to the decisive game three of the Gainesville Super Regional, three of the team's last four games have gone 11 or more innings.

**LETHAL LEFTIES**

• Eight of Auburn's 14 pitchers used last weekend were left-handers, totaling 317 pitches.

• Collectively, the left-handers turned in a line of 2-0, 0.47, 19.1 IP, 14 H, 17 K, .203 B/AVG.

**EXTRA YEAR OF EXPERIENCE**

• Returning pitchers Elliott Anderson, Jack Owen and Ryan Watson each impressed in their season debuts over the weekend.

• Anderson and Owen turned in scoreless outings of 4.0 and 4.2 innings, respectively, and struck out a combined 11 batters en route to picking up wins.

• Watson was perfect in his first 3.0 innings of relief Saturday against Georgia Southern.

**BACK TO OUR WINNING WAYS**

• Auburn won 80 combined games in the last two seasons, marking the most combined wins since winning 87 combined games from 1999-2000.

• The team's 80 combined wins are tied with Ole Miss for the fifth most in the SEC during the span - trailing Florida (101), Arkansas (93), LSU (91) and Texas A&M (81).

**NON-CONFERENCE SUCCESS**

• Auburn started the 2018 season 15-0, marking the second-best start in program history, and went 22-4 overall in non-conference play, including 11-1 on the weekend.

• Dating back to the 2017 season, the Tigers are 42-13 in the non-conference and 23-5 against non-conference foes on the weekend.

**HOME SWEET HOME**

• Auburn went 29-6 in games played at Plainsman Park last season, marking the most home wins in a season since 1997 (30) and the second-most home wins all-time.

• The Tigers are 54-20 at home since 2017.

**PACKED HOUSE**

• The second game of Auburn's series against Georgia Southern was played in front of a sold-out crowd, marking the team's largest home crowd since the series opener against Alabama in 2017.

• Entering 2019, the Auburn ticket office sold a record number of season tickets (2,157). The previous record was recorded in 2018 with 1,991 season tickets sold.

**THE GABE GROSS EFFECT**

• In its first season under hitting coach Gabe Gross, Auburn set a program record for hit-by-pitches (84) and ranked in the top 10 in program history in a number of additional offensive categories.

- Home runs: 73; 5th
- Walks: 309; 5th
- RBI: 423; 8th
- Runs: 467; 8th
- Extra-base hits: 201; 10th
- Total bases: 977; 10th

**PACKING A PUNCH**

• Auburn totaled 73 home runs a season ago, marking the most home runs in a season since leading the country with 131 home runs in 2010.

• The Tigers return 41 home runs between the core trio of Edouard Julien (17), Will Holland (12) and Steven Williams (12). The 41 home runs between the three players are the most among any returning trio in the SEC this season.

• Julien, Holland and Williams also drove in a combined 172 runs last season, totaling 16 more RBI than any other returning trio in the SEC this season.

**SUPER SOPHOMORES**

• Auburn returns a quartet of players who earned Freshman All-America and SEC All-Freshman Team honors a season ago in Tanner Burns, Cody Greenhill, Edouard Julien and Steven Williams.

• The four freshmen All-Americans were the most in program history and tied with Vanderbilt for the most in the country last year.

• Burns and Greenhill combined for 13 wins and a 2.72 ERA in 38 trips to the mound. The duo struck out 132 batters in 145.1 innings of work.

• Julien and Williams combined to hit 29 home runs with 121 RBI. Julien broke Frank Thomas' freshman RBI record and led the SEC with 69 RBI.

**HITTING THE ROAD**

• Auburn travels to Orlando, Fla., to take on UCF in a three-game series from Feb. 22-24.

• The Tigers trip to John Euliano Park will be the team's first true non-conference road trip since playing Arizona in a three-game series in Tucson in 2012.

**PRESEASON RECOGNITION**

• Tanner Burns and Will Holland have garnered a wealth of preseason recognition, including becoming the first Auburn duo to be named to the Golden Spikes Award preseason watch list in the same season.

- Burns: Preseason First Team All-SEC, Golden Spikes Award preseason watch list, Second Team Preseason All-American by D1 Baseball, Third Team Preseason All-American by Collegiate Baseball.
- Holland: Golden Spikes Award preseason watch list, Second Team Preseason All-American by Perfect Game, Third Team All-American by D1 Baseball and NCBWA.

**SEC SLATE**

- Eight of Auburn's 10 SEC series are against NCAA Regional teams from a year ago, including four NCAA Super Regional teams and two teams that advanced to the College World Series in Arkansas and Mississippi State.
- The Tigers five road trips in league play are to Mississippi State, South Carolina, Texas A&M, Vanderbilt and LSU. All Five teams made the 2018 NCAA Tournament and three - Mississippi State, South Carolina and Vanderbilt - advanced to a super regional.

**WEALTH OF EXPERIENCE**

- Despite half of the roster being new, Auburn returns a good chunk of its offensive and pitching production from 2018.
- The team's 43 returning home runs are the most since 2011 (62) and its 214 RBI are the most since 2016 (246).
- The Tigers also bring back 156 appearances, 25 wins, 362.0 innings pitched and 330 strikeouts. Those are the highest totals returning since 2016, 2014, 2014 and 2012, respectively.

**THE BULL**

- Sophomore right-hander Cody Greenhill returns to the Tigers bullpen after leading the team with a 2.30 ERA in 21 appearances in 2018.
- Greenhill was named to the 2018 NCBWA Stopper of the Year Award watch list after Calvin Coker also received the recognition a season ago.

**BIG LEAGUE TIGERS**

• In 2018, former Auburn pitcher Trey Wingenter became the 51st player in Auburn history to appear in the Major Leagues. He made his debut for the New York Yankees on July 14. Cooper, who has since been traded to the Miami Marlins, joined Toronto's Josh Donaldson and Los Angeles' Grant Dayton as former Tigers in the big leagues last season. Dayton has also since been traded to the Atlanta Braves.

**TIGERS IN THE DRAFT**

- Auburn had seven players selected in the 2018 MLB Draft, including the program's first No. 1 overall draft pick in Casey Mize.
- The seven players drafted were the most in a season since 2010 (11) and tied for the second most in program history.
- The Tigers have had multiple players drafted every year since 2006 and at least one player selected for 44 straight years, which is tied for the longest streak in the SEC.

**TAKE 'EM TO SCHOOL**

• Auburn has 11 players on its team that chose to attend Auburn rather than sign a professional contract, including four freshmen from the 2018 draft in June.

Player	Year	Round	Team
Ryan Bliss	2018	30th	Boston
Tanner Burns	2017	37th	NY (AL)
Davis Daniel	2018	11th	Milwaukee
	2016	34th	Chicago (NL)
Peyton Glavine	2017	37th	LA (AL)
Ryan Hoerter	2017	36th	Pittsburgh
Kason Howell	2018	20th	Boston
Edouard Julien	2017	37th	Philadelphia
Garrett Wade	2018	38th	Tampa Bay
Devin Warner	2018	30th	Arizona
Ryan Watson	2016	39th	LA (NL)
Steven Williams	2017	35th	NY (AL)

**GAMEDAY EXPERIENCE: SAMFORD STADIUM-HITCHCOCK FIELD AT PLAINSMAN PARK**

» Auburn's baseball home for the past 68 seasons, Samford Stadium-Hitchcock Field at Plainsman Park seats 4,096, including 3,227 chairback seats. Auburn's baseball field has been called a renaissance of Camden Yard proportions and received a new 24x64 foot video board, sound system and lighting prior to 2017.



**THE LAST TIME...**

**BATTING SUPERLATIVES**

5 hits in a game	Anfernee Grier at Kennesaw St. [5-for-6] (4/12/16)
6 hits in a game	Tyler Johnstone vs. Elon [6-for-7, 2B, 3B] (2/25/05)
Reached base 6 times	Edouard Julien vs. Alabama A&M [3-3, 1 BB, 2 HBP] (4/3/18)
4 runs in a game	Will Holland at Alabama (G2 - 4/21/18)
5 runs in a game	Edouard Julien vs. Alabama A&M (4/3/18)
6 runs in a game	never
10-game hitting streak	Brendan Venter, 11 games, (4/27-5/17)
15-game hitting streak	Jonah Todd, 16 games, (4/8-5/7/17)
20-game hitting streak	A. Grier, 22 games, (5/31/15-3/22/16)
25-game hitting streak	Justin Fradejas, 27 games (3/23-5/7/10)
30-game hitting streak	Casey Dunn, 31 games (2/22 [G1]-4/15/97)
3 doubles in a game	Jordan Ebert vs. Southern (2/26/16)
4 doubles in a game	Ken Dempsey vs. Georgia (1971)
2 triples in a game	Jay Gonzalez vs. Alabama State (2/28/12)
3 triples in a game	never
2 home runs in one game	Will Holland vs LSU (5/19/18)
3 home runs in one game	Tony Caldwell at Kentucky (4/9/11)
7 RBI in a game	Steven Williams vs. Longwood (2/17/18)
8 RBI in a game	Justin Bryant at Georgia (3/19/10)
9 RBI in a game	Hunter Morris at Georgia (3/21/10)
10 RBI in a game	Bob Berry vs. Huntington (4/15/82)
Grand slam home run	Edouard Julien vs. #4 Ole Miss (5/23/18)
<b>Inside-the-park home run</b>	<b>Edouard Julien vs. Georgia Southern (2/17/19)</b>
HR to begin game	Will Holland at #5 Ole Miss (5/12/18)
Two HR in one inning	Dan Glevenyak at Jacksonville State (8th) (5/7/13)
HR in consecutive at bats	Brendan Venter vs. South Alabama (5/8/18)
HR in three consecutive at bats	Brian Fletcher vs. South Alabama (4/15/09)
HR in consecutive games	Will Holland (5/19-22/18)
HR in three consecutive games	Brendan Venter (5/5-7/18)
HR in three consecutive SEC games	Trent Mummy (4/17-23/10)
HR in four consecutive games	Joseph Sanders (5/10-15/08)
HR in four consecutive SEC games	Mike Bianucci (5/2-9/08)
HR in five consecutive games	Tim Lemons (4/6-10/85)
Walk-off HR	Conor Davis vs. #6 South Carolina (4/2/17)
Pinch-hit HR	Edouard Julien vs. BYU (G1 - 3/3/18)
Pinch-hit grand slam	Edouard Julien vs. BYU (G1 - 3/3/18)
HR in first at-bat of season	Steven Williams vs. Longwood (2/17/18)
HR in both games of DH	Dylan Ingram at #7 Mississippi St. (4/29/17)
Hit for the cycle	Clete Thomas [3B, 1B, 1B, HR, 2B] vs. Arkansas (4/3/05)
Hit from both sides of plate in same inning	Damon Haecker [5th inn.] vs. Jacksonville St. (3/15/17)
Two hits in same inning	Josh Anthony [HR, 2B] vs. Army (6/2/18)
Stole home	Justin Hargett vs. Davidson (Grn 2) [4th] (3/3/10)
<b>Stole two bases in a game</b>	<b>Will Holland (2/15/19)</b>
Stole three bases in a game	Anfernee Grier vs. Southern (2/26/16)
Hit by a pitch 2+ times in a game	Edouard Julien vs. Alabama A&M (2) (4/3/18)
Hit by a pitch 3+ times in a game	Dan Glevenyak at Alabama (4) (4/11/14)
Scored 20 or more runs	20 at Alabama (G2 - 4/21/18)
Scored 25 or more runs	25 vs. Longwood (2/17/18)
Scored 30 or more runs	32 vs. Troy (3/2/94)
Scored 5 runs in an Inning	5, vs. N.C. State (8th) (6/3/18)
Scored 6 runs in an Inning	6, at Alabama (6th) (4/20/18)
Scored 7 runs in an Inning	7, vs. #17 Vanderbilt (5th) (5/6/18)
Scored 8 runs in an Inning	8, vs. Texas A&M (8th) (3/17/18)
Scored 9+ runs in an Inning	9, vs. Army (5th) (6/2/18)
Scored 10+ runs in an Inning	11, at Alabama (8th) (G1 - 4/21/18)
Recorded 10+ hits in an Inning	11, vs. Furman (5th) (2/12/00)
Scored in every inning	vs. Coppin State (3/18/14)
Recorded 15 or more hits	17, vs. Army (6/2/18)
Recorded 20 or more hits	20, vs. BYU (G1 - 3/3/18)
Hit 3 or more home runs in an inning	3, vs. Northeastern (6th) (G1 - 3/10/18)
Hit 3 or more home runs in a game	2, vs. Army (6/2/18)
Hit 5 or more home runs in a game	6, vs. Northeastern (G1 - 3/10/18)
Hit 7 or more home runs in a game	7, vs. Mississippi State (5/8/10)
Hit back-to-back home runs	J. Anthony & W. Holland vs. Army (5th) (6/2/18)
Hit back-to-back-to-back home runs	B. Fletcher, H. Morris & K. Patterson vs. Mississippi State (5th) (5/8/10)
Had 5+ doubles	5, vs. N.C. State (6/3/18)
Had 6+ doubles	6, vs. Georgia Tech (3/13/18)
Had 7+ doubles	8, vs. BYU (G1 - 3/3/18)
Had 8+ doubles	8, vs. BYU (G1 - 3/3/18)
Had 9+ doubles	vs. Tennessee (10) (5/15/10)
Stole 5+ bases in a game	6, vs. Alabama A&M (3/2/16)
Stole 6+ bases in a game	6, vs. Alabama A&M (3/2/16)
Stole 7+ bases in a game	7, vs. Presbyterian (5/8/12)
Stole 8+ bases in a game	8, vs. Alcorn State (2/22/12)
Walked 10+ times	13, vs. Alabama A&M (4/3/18)
Did not strike out in a game	vs. Belmont (3/11/12)

**PITCHING SUPERLATIVES**

<b>INDIVIDUAL</b>	
Nine-inning no-hitter	Casey Mize vs. Northeastern (3/9/18)
Nine-inning no-hitter (combined)	Mike Mueller [2.0], Lee Carter [1.0], Brandon Channell [1.0], Reid Price [1.0], Andrew Skinner [1.0], Arnold Hughey [1.0], Ken Clayton [1.0], Cory Duettt [0.2], Sean Jones [0.1] vs. UAB (3/19/02)
Seven-inning no-hitter	Jason Johnson vs. LaGrange College (4/30/91)
Nine-inning perfect game	Eric Brandon vs. Murray State (3/2/02)
Seven-inning perfect game	Jason Johnson vs. LaGrange College (4/30/91)
Nine-inning one-hitter (individual)	Keegan Thompson vs. Presbyterian (3/1/14)
Nine-inning one-hitter (combined)	Justin Camp [6.2], Terrance Dedrick [1.1], Jay Wade [0.2], Rocky McCord [0.1], at Kennesaw St. (3/11/14)
Five-inning one-hitter	Kevin Davis [3.2], Jacob Milliman [1.1], vs. Radford (2/22/15)
Nine-inning two-hitter	Justin Camp [9.0] vs. Tennessee (4/15/16)
Complete game	Casey Mize vs. #17 Vanderbilt (5/4/18)
Complete game shutout	Casey Mize vs. Northeastern (3/9/18)
Consecutive complete games	K. Thompson vs. Arkansas & LSU (4/4 & 4/11/15)
Struck out 8 batters	8 by Casey Mize at Alabama (4/20/18)
Struck out 9 batters	9 by Andrew Mitchell vs. #4 Ole Miss (5/25/18)
Struck out 10 batters	10 by Casey Mize at #1 Florida (4/26/18)
Struck out 11 batters	11 by Casey Mize vs. Army (6/2/18)
Struck out 12 batters	12 by Casey Mize at Kentucky (3/23/18)
Struck out 13 batters	13 by Casey Mize vs. Texas A&M (3/16/18)
Struck out 15 batters	15 by Casey Mize vs. #17 Vanderbilt (5/4/18)
<b>TEAM</b>	
Struck out 15 batters	Casey Mize vs. #17 Vanderbilt (5/4/18)
Struck out 16 batters	Casey Mize [12], Cole Lipscomb [4] vs. Holy Cross (2/25/17)
Struck out 15 batters consecutive games	vs. Ga State, at Missouri (4/5-7/16)
Shut out an opponent	14-0 vs. #17 Vanderbilt (5/4/18)
Consecutive shutouts	8-0 vs. PC and 4-0 vs. UAB (3/12-14/17)
Shut out an SEC opponent	14-0 vs. #17 Vanderbilt (5/4/18)
Shut out an SEC opponent on the road	5-0 at Alabama (G1 - 4/21/18)
Consecutive SEC shutouts	5-0 and 4-0 at Miss. State (3/27-28/15)
Consecutive SEC shutouts on the road	5-0 and 4-0 at Miss. State (3/27-28/15)
Was shut out	7-0 vs. #4 Ole Miss (5/25/18)
Was held to one hit	vs. #24 Missouri (4/1/18)
Was no hit	vs. #13 Arkansas (5/25/17)
<b>FIELDING SUPERLATIVES</b>	
2 errors in a game	Josh Anthony vs. Texas A&M (3/17/18)
3 errors in a game	Luke Jarvis vs. Presbyterian (3/11/00)
4 errors in a game	Brett Burnham at Alabama (4/5/00)
3 double plays turned in a game	vs. Alabama A&M (4/3/18)
4 double plays turned in a game	vs. Georgia Tech (4/4/17)
5 double plays turned in a game	never
Triple play (Auburn)	vs. Memphis (5/22/78)
Triple play (Opponent)	at Florida [4th] (3/15/08)
Threw a runner out at HP to end game	Will Holland vs. Presbyterian (3/12/17)
<b>MISC. SUPERLATIVES</b>	
Won 10 or more consecutive games	15 (2/16-3/10/18 [G1])
Won 12 or more consecutive games	15 (2/16-3/10/18 [G1])
Won 15 or more consecutive games	15 (2/16-3/10/18 [G1])
Won 8 or more consecutive SEC games	9 (4/1-21/95)
Lost 5 or more consecutive games	7 (5/6-5/13/17)
Home winning streak	21 (1964-66)
Road winning streak	14 (1967/1995)
Season-opening winning streak	17 (2/7-3/5/97)
<b>Extra-innings victory</b>	<b>4-3, 13 innings vs. Georgia Southern (2/17/19)</b>
Extra-innings loss	8-7, 10 innings at #16 Florida State (6/4/17)
Swept a 3-game series	vs. #17 Vanderbilt (5/4-6/18)
Swept a road series	at Alabama (4/20-21/18)
Swept a road SEC series	at Alabama (4/20-21/18)
Swept a SEC series	vs. #17 Vanderbilt (5/4-6/18)
Swept a 4-game series	Maine (2/15-17/13)
Swept a double header	at Alabama (4/21/18)
Allowed 3 runs or fewer in a series	1 vs. Longwood (2/16-18/18)
Allowed 3 runs or fewer in a SEC series	3 vs. Miss. State (3/27-29/15)
Allowed 4 runs or fewer in a series	1 vs. Longwood (2/16-18/18)
Allowed 4 runs or fewer in a SEC series	4 vs. Georgia (4/23-25/15)
Allowed 3 runs or fewer in a road series	3 vs. Miss. State (3/27-29/15)
Allowed 3 runs or fewer in a SEC road series	3 vs. Miss. State (3/27-29/15)
Overcome a deficit of 7+ runs	7 runs, [7-0, 12-8] vs. Florida A&M (2/22/17)
Won a 1-0 game	vs. Mercer (5/30/15) [NCAA Regional]
Lost a 1-0 game	vs. Ohio State (2/15/14)
<b>Walk-off win</b>	<b>vs. Georgia Southern (13 inn.) (2/17/19)</b>
Walk-off loss	at #1 Florida (11 inn.) (6/11/18)

# HITTER PROFILES

## 9 • RYAN BLISS IF

5-9 • 165 • FR • LaGrange, Ga. • Troup County

- Went 1-for-2 with a run, triple and two RBI in his Auburn debut on Feb. 15
- Drafted in the 30th rd of the 2018 MLB Draft by Boston

**CAREER STATISTICS**

YEAR	AVG	GP-GS	AB	R	H	2B	3B	HR	RBI	SB-A
2019	.182	3-3	11	1	2	0	1	0	2	1-1

**SEASON HIGHS**  
**At Bats:** 5, vs GS (2/17/19)  
**Runs:** 1, vs GS (2/15/19)  
**Hits:** 1, two times  
**RBI:** 2, vs GS (2/15/19)

## 24 • CONOR DAVIS IF

6-3 • 227 • JR • Roswell, Ga. • Blessed Trinity

**CAREER STATISTICS**

YEAR	AVG	GP-GS	AB	R	H	2B	3B	HR	RBI	SB-A
2017	.282	52-38	163	22	46	11	0	1	29	1-4
2018	.268	53-47	164	26	44	9	0	2	34	3-6
2019	.154	3-3	13	1	2	0	0	0	1	0-0
TOTAL	.271	108-88	340	49	92	20	0	3	64	4-10

**CAREER HIGHS**  
**At Bats:** 8, vs. Alabama (5/7/17)  
**Runs:** 3, vs. Longwood (2/17/18)  
**Hits:** 3, four times  
**Doubles:** 2, at Texas A&M (4/9/17)  
**HR:** 1, three times  
**RBI:** 5, vs. Vanderbilt (5/6/18)

**SEASON HIGHS**  
**At Bats:** 5, vs GS (2/17/19)  
**Runs:** 1, vs GS (2/15/19)  
**Hits:** 1, two times  
**Doubles:** --  
**HR:** --  
**RBI:** 1, vs GS (2/15/19)

## 11 • CHASE HALL C

6-2 • 215 • R-JR • Roanoke, Ala. • Southern Union

**CAREER STATISTICS**

YEAR	AVG	GP-GS	AB	R	H	2B	3B	HR	RBI	SB-A
2019	.000	2-1	4	0	0	0	0	0	0	0-0

**SEASON HIGHS**  
**At Bats:** 2, two times

## 21 • JACKSON HENDERSON IF

6-0 • 175 • JR • Selma, Ala. • Lurleen B. Wallace

- Scored the game-tying run in the bottom of the ninth inning in game two vs. Georgia Southern (Feb. 16)

**CAREER STATISTICS**

YEAR	AVG	GP-GS	AB	R	H	2B	3B	HR	RBI	SB-A
2017	.356	31	59	16	21	1	1	0	6	3-5
2018	.242	49	124	23	30	8	0	1	14	8-8
2019	.000	2-0	0	1	0	0	0	0	0	0-0

**CAREER HIGHS**  
**At Bats:** 4, seven times\*  
**Runs:** 3, at Huntingdon (4/21/18)\*  
**Hits:** 3, at Wallace-Selma (3/8/18)\*  
**Doubles:** 1, nine times\*  
**RBI:** 4, Enterprise State (4/21/18)\*  
 \*JUCO

**SEASON HIGHS**  
**At Bats:** --  
**Runs:** 1, vs GS (2/16/19)  
**Hits:** --  
**Doubles:** --  
**RBI:** --

## 17 • WILL HOLLAND IF

5-11 • 185 • JR • Lawrenceville, Ga. • Collins Hill

- Named a preseason All-American by D1 Baseball, NCBWA and Perfect Game
- Earned a spot on the Golden Spikes Award watch list
- Tabbed Second Team All-SEC and ABCA First Team All-Region in 2018

**CAREER STATISTICS**

YEAR	AVG	GP-GS	AB	R	H	2B	3B	HR	RBI	SB-A
2017	.209	45-41	134	23	28	7	1	3	18	4-4
2018	.313	66-65	249	61	78	18	0	12	52	9-11
2019	.250	3-3	12	4	3	1	0	0	1	3-4
TOTAL	.276	114-109	395	88	109	26	1	15	71	16-19

**CAREER HIGHS**  
**At Bats:** 6, two times  
**Runs:** 4, at Alabama (4/21 - G2)  
**Hits:** 4, vs. LSU (5/17/18)  
**Doubles:** 2, two times  
**HR:** 2, two times  
**RBI:** 4, two times

**SEASON HIGHS**  
**At Bats:** 5, vs. GS (2/16/19)  
**Runs:** 3, vs. GS (2/15/19)  
**Hits:** 2, vs. GS (2/17/19)  
**Doubles:** 1, vs. GS (2/17/19)  
**HR:** --  
**RBI:** 1, vs. GS (2/17/19)

## 16 • KASON HOWELL OF

6-0 • 185 • FR • Argyle, Texas • Liberty Christian

- Drew the bases-loaded walk in the series finale vs. Georgia Southern that lifted Auburn to a series win
- Drafted in the 20th rd of the 2018 MLB Draft by Boston

**CAREER STATISTICS**

YEAR	AVG	GP-GS	AB	R	H	2B	3B	HR	RBI	SB-A
2019	.333	3-3	12	1	4	1	0	0	3	0-1

**SEASON HIGHS**  
**At Bats:** 4, three times  
**Runs:** 1, GS (2/16/19)  
**Hits:** 2, GS (2/16/19)  
**Doubles:** 1, GS (2/16/19)  
**HR:** --  
**RBI:** 1, three times

## 10 • EDOUARD JULIEN IF

6-1 • 183 • SO • Quebec City, Quebec • Cardinal-Roy

- Led the SEC and all freshmen nationally and broke Frank Thomas' Auburn freshman record with 69 RBI in 2018
- Named a freshman All-American by multiple publications and ABCA Second Team All-Region
- Hit the team's first inside-the-park HR since 2013 on Sunday

**CAREER STATISTICS**

YEAR	AVG	GP-GS	AB	R	H	2B	3B	HR	RBI	SB-A
2018	.275	62-59	207	47	57	7	0	17	69	7-10
2019	.385	3-3	13	4	5	1	0	1	6	1-1
TOTAL	.282	65-62	220	51	62	8	0	18	75	8-11

**CAREER HIGHS**  
**At Bats:** 5, seven times  
**Runs:** 5, vs. Alabama A&M (4/3/18)  
**Hits:** 3, four times  
**Doubles:** 2, Alabama A&M (4/3/18)  
**HR:** 1, 18 times  
**RBI:** 4, six times

**SEASON HIGHS**  
**At Bats:** 5, two times  
**Runs:** 2, two times  
**Hits:** 2, two times  
**Doubles:** 1, vs. GS (2/16/19)  
**HR:** 1, vs. GS (2/17/19)  
**RBI:** 3, vs. GS (2/16/19)

## 2 • EVERETT LAU IF/OF

5-10 • 185 • JR • Oahu, Hawaii • College of San Mateo

- Two-time Golden Gate League First Team All-Conference

**CAREER STATISTICS**

YEAR	AVG	GP-GS	AB	R	H	2B	3B	HR	RBI	SB-A
2017*	.381	33-42	126	38	48	9	4	0	32	--
2018*	.381	45-45	181	48	69	17	2	4	45	--
2019	.000	2-0	1	1	0	0	0	0	0	0-0

**SEASON HIGHS**  
**At Bats:** 1, vs. GS (2/15/19)  
**Runs:** 1, vs. GS (2/17/19)  
 \*JUCO

## 6 • MATT SCHEFFLER C

6-2 • 190 • JR • Kirkland, Wash. • Pierce

- 2018 Tacoma Athletic Commission Player of the Year

**CAREER STATISTICS**

YEAR	AVG	GP-GS	AB	R	H	2B	3B	HR	RBI	SB-A
2017*	.349	36-36	126	26	44	5	1	2	19	--
2018*	.369	42-42	160	51	59	12	2	1	22	--
2019	.100	3-2	10	1	1	0	0	0	1	1-1

**SEASON HIGHS**  
**At Bats:** 5, vs. GS (2/16/19)  
**Runs:** 1, vs. GS (2/15/19)  
**Hits:** 1, vs. GS (2/15/19)  
**RBI:** 1, vs. GS (2/15/19)  
 \*JUCO

## 1 • JUDD WARD OF

6-1 • 195 • SO • Russellville, Ala. • Russellville

**CAREER STATISTICS**

YEAR	AVG	GP-GS	AB	R	H	2B	3B	HR	RBI	SB-A
2018	.250	37-21	84	9	21	2	1	0	8	0-2
2019	.357	3-3	14	2	5	0	0	0	1	0-1
TOTAL	.265	40-24	98	11	26	2	1	0	9	0-3

**CAREER HIGHS**  
**At Bats:** 5, five times  
**Runs:** 1, 11 times  
**Hits:** 3, vs. GS (2/16/19)  
**Doubles:** 1, two times  
**HR:** --  
**RBI:** 2, two times

**SEASON HIGHS**  
**At Bats:** 5, two times  
**Runs:** 1, two times  
**Hits:** 3, vs. GS (2/16/19)  
**Doubles:** --  
**HR:** --  
**RBI:** 1, vs. GS (2/16/19)

## 41 • STEVEN WILLIAMS OF

6-3 • 216 • SO • Albany, Ga. • Deerfield-Windsor

- Named a freshman All-American by multiple publications and to the SEC All-Freshman Team
- Ranked fourth among Auburn freshmen all-time with 12 HR and sixth with 51 RBI

**CAREER STATISTICS**

YEAR	AVG	GP-GS	AB	R	H	2B	3B	HR	RBI	SB-A
2018	.291	65-65	244	54	71	10	1	12	51	1-1
2019	.083	3-3	12	1	1	0	0	0	1	0-0
TOTAL	.281	68-68	256	55	72	10	1	12	52	1-1

**CAREER HIGHS**  
**At Bats:** 6, vs. Bryant (2/23/18)  
**Runs:** 4, two times  
**Hits:** 4, three times  
**Doubles:** 2, vs. BYU (G1 - 3/3/18)  
**HR:** 1, 12 times  
**RBI:** 7, vs. Longwood (2/17/18)

**SEASON HIGHS**  
**At Bats:** 5, vs. GS (2/16/19)  
**Runs:** 1, vs. GS (2/16/19)  
**Hits:** 1, vs. GS (2/16/19)  
**Doubles:** --  
**HR:** --  
**RBI:** 1, vs. GS (2/15/19)

## 4 • RANKIN WOLEY IF

6-0 • 210 • JR • Atlanta, Ga. • Chattahoochee Valley

- Named a 2018 NJCAA First Team All-American and the Alabama Community College Conference Player of the Year
- Set the single-season record for hits (93), doubles (27) and RBI (93)

**CAREER STATISTICS**

YEAR	AVG	GP-GS	AB	R	H	2B	3B	HR	RBI	SB-A
2017^	.267	26-8	45	8	12	4	1	0	5	0-0
2018*	.460	60-60	202	58	93	27	1	11	93	1-1
2019	.286	3-3	14	3	4	1	0	0	3	0-0

**CAREER HIGHS**  
**At Bats:** 6, vs. GS (2/17/19)  
**Runs:** 3, vs. Gulf Coast State (3/2/18)\*  
**Hits:** 4, two times\*  
**Doubles:** 3, vs. Faulkner (2/17/18)\*  
**HR:** 2, vs. Miami Dade (2/10/18)\*  
**RBI:** 5, at Wallace-Selma (4/21/18)  
 ^at LSU  
 \*JUCO

**SEASON HIGHS**  
**At Bats:** 6, vs. GS (2/17/19)  
**Runs:** 2, vs. GS (2/15/19)  
**Hits:** 2, vs. GS (2/17/19)  
**Doubles:** 1, vs. GS (2/15/19)  
**HR:** --  
**RBI:** 2, vs. GS (2/15/19)



# PITCHER PROFILES

## 14 • ELLIOTT ANDERSON LHP

6-3 • 212 • JR • Cartersville, Ga. • Cartersville  
 • Matched a career high in innings pitched and strikeouts in the season opener vs. Georgia Southern

### CAREER STATISTICS

YEAR	ERA	W-L	G/S	IP	H	R	ER	BB	K	BAA
2017	6.39	1-0	14/0	12.2	20	9	9	8	9	.370
2018	3.64	5-0	24/0	29.2	25	18	12	15	32	.229
2019	0.00	1-0	1/0	4.0	2	0	0	0	7	.143
TOTAL	4.08	7-0	39/0	46.1	47	27	21	23	48	.266

### CAREER HIGHS

Innings: 4.0, two times  
 Hits: 4, at Mississippi State (4/29/17)  
 Runs: 4, vs. South Alabama (3/7/17)  
 Earned Runs: 4, vs. South Alabama (3/7/17)  
 Strikeouts: 7, two times  
 Walks: 2, three times  
 Pitches: 51, vs. Samford (4/24/18)

### SEASON HIGHS

Innings: 4.0, vs. GS (2/15/19)  
 Hits: 2, vs. GS (2/15/19)  
 Runs: --  
 Earned Runs: --  
 Strikeouts: 7, vs. GS (2/15/19)  
 Walks: --  
 Pitches: 45, vs. GS (2/15/19)

## 32 • TANNER BURNS RHP

6-0 • 205 • SO • Decatur, Ala. • Decatur  
 • Named a preseason All-American by D1 Baseball and Collegiate Baseball and preseason First Team All-SEC  
 • Earned a spot on the Golden Spikes Award watch list  
 • Named a freshman All-American by multiple publications and to the SEC All-Freshman Team in 2018

### CAREER STATISTICS

YEAR	ERA	W-L	G/S	IP	H	R	ER	BB	K	BAA
2018	3.01	7-4	17/17	86.2	73	41	29	37	77	.225
2019	1.80	0-0	1/1	5.0	3	1	1	1	7	.167
TOTAL	2.95	7-4	18/18	91.2	76	42	30	38	84	.222

### CAREER HIGHS

Innings: 7.0, three times  
 Hits: 7, vs. Northeastern (6/2/18)  
 Runs: 4, four times  
 Earned Runs: 4, vs. Vanderbilt (5/5/18)  
 Strikeouts: 8, vs. Bryant (2/24/18)  
 Walks: 4, two times  
 Pitches: 105, vs. Ole Miss (5/23/18)

### SEASON HIGHS

Innings: 5.0, vs. GS (2/16/19)  
 Hits: 3, vs. GS (2/16/19)  
 Runs: 1, vs. GS (2/16/19)  
 Earned Runs: 1, vs. GS (2/16/19)  
 Strikeouts: 7, vs. GS (2/16/19)  
 Walks: 1, vs. GS (2/16/19)  
 Pitches: 74, vs. GS (2/16/19)

## 13 • DAVIS DANIEL RHP

6-1 • 190 • JR • Montgomery, Ala. • St. James  
 • Drafted by Milwaukee in the 11th rd of the 2018 MLB Draft and elected to return to school  
 • Rated a top-100 junior by Perfect Game

### CAREER STATISTICS

YEAR	ERA	W-L	G/S	IP	H	R	ER	BB	K	BAA
2017	5.89	4-3	17/16	70.1	75	47	46	26	61	.273
2018	4.86	3-4	19/10	66.2	74	40	36	32	70	.278
2019	4.50	0-0	1/1	2.0	4	2	1	0	4	.364
TOTAL	5.37	7-7	37/27	139.0	153	89	83	58	135	.277

### CAREER HIGHS

Innings: 8.0, at Tennessee (4/15/17)  
 Hits: 9, at Texas A&M (4/9/17)  
 Runs: 7, two times  
 Earned Runs: 7, two times  
 Strikeouts: 8, two times  
 Walks: 4, three times  
 Pitches: 109, vs. Missouri (3/31/18)

### SEASON HIGHS

Innings: 2.0, vs. GS (2/15/19)  
 Hits: 4, vs. GS (2/15/19)  
 Runs: 2, vs. GS (2/15/19)  
 Earned Runs: 1, vs. GS (2/15/19)  
 Strikeouts: 4, vs. GS (2/15/19)  
 Walks: --  
 Pitches: 47, vs. GS (2/15/19)

## 43 • RICHARD FITTS RHP

6-23 • 185 • FR • Helena, Ala. • Helena

### CAREER STATISTICS

YEAR	ERA	W-L	G/S	IP	H	R	ER	BB	K	BAA
2019	3.86	0-0	1/0	2.1	2	1	1	1	0	.250

### SEASON HIGHS

Innings: 2.1, vs. GS (2/17/19)  
 Hits: 2, vs. GS (2/17/19)  
 Runs: 1, vs. GS (2/17/19)  
 Earned Runs: 1, vs. GS (2/17/19)  
 Strikeouts: --  
 Walks: 1, vs. GS (2/17/19)  
 Pitches: 47, vs. GS (2/15/19)

## 18 • BROOKS FULLER LHP

6-12 • 215 • FR • Auburn, Ala. • Auburn

- Named the 2018 ASWA Pitcher and Player of the Year

### CAREER STATISTICS

YEAR	ERA	W-L	G/S	IP	H	R	ER	BB	K	BAA
2019	9.00	0-0	1/0	1.0	1	1	1	1	0	.333

### SEASON HIGHS

Innings: 1.0, vs. GS (2/16/19)  
 Hits: 1, vs. GS (2/16/19)  
 Runs: 1, vs. GS (2/16/19)  
 Earned Runs: 1, vs. GS (2/16/19)  
 Strikeouts: --  
 Walks: 1, vs. GS (2/16/19)  
 Pitches: 21, vs. GS (2/16/19)

## 23 • PEYTON GLAVINE LHP

5-11 • 176 • SO • Alpharetta, Ga. • Blessed Trinity

### CAREER STATISTICS

YEAR	ERA	W-L	G/S	IP	H	R	ER	BB	K	BAA
2018	27.00	0-0	5/0	3.0	10	9	9	2	5	.526
2019	0.00	0-0	1/0	0.2	0	0	0	0	1	.000
TOTAL	22.09	0-0	6/0	3.2	10	9	9	2	6	.476

### CAREER HIGHS

Innings: 1.0, two times  
 Hits: 5, vs. Northeastern (3/10/18)  
 Runs: 6, vs. Northeastern (3/10/18)  
 Earned Runs: 6, vs. Northeastern (3/10/18)  
 Strikeouts: 3, vs. Longwood (2/17/18)  
 Walks: 1, two times  
 Pitches: 26, vs. Bryant (2/23/18)

### SEASON HIGHS

Innings: 0.2, vs. GS (2/16/19)  
 Hits: --  
 Runs: --  
 Earned Runs: --  
 Strikeouts: 1, vs. GS (2/16/19)  
 Walks: --  
 Pitches: 11, vs. GS (2/16/19)

## 36 • KYLE GRAY LHP

5-10 • 205 • R-JR • Austin, Texas • Blinn

- Ranked in the top-50 in the NJCAA in strikeouts and K/9.0 in 2018

### CAREER STATISTICS

YEAR	ERA	W-L	G/S	IP	H	R	ER	BB	K	BAA
2017*	7.85	0-0	11/--	18.1	27	16	16	9	25	--
2018*	2.73	7-1	12/--	66.0	56	25	20	19	91	--
2019	0.00	0-0	1/1	3.0	2	2	0	2	3	.182

### CAREER HIGHS

Innings: 7.0, four times\*  
 Hits: 9, at Alvin (4/20/18)\*  
 Runs: 6, two times\*  
 Earned Runs: 6, two times\*  
 Strikeouts: 12, vs. Laredo (3/24/18)\*  
 Walks: 4, vs. Temple (2/16/18)\*  
 Pitches: --  
 \*JUCO

### SEASON HIGHS

Innings: 3.0, vs. GS (2/17/19)  
 Hits: 2, vs. GS (2/17/19)  
 Runs: 2, vs. GS (2/17/19)  
 Earned Runs: --  
 Strikeouts: 3, vs. GS (2/17/19)  
 Walks: 2, vs. GS (2/17/19)  
 Pitches: 69, vs. GS (2/17/19)

## 20 • CODY GREENHILL RHP

6-4 • 216 • SO • Russellville, Ala. • Russellville

- Named a freshman All-American by multiple publication and to the SEC All-Freshman Team
- Earned a spot on the 2019 NCBA Stopper of the Year Award watch list

### CAREER STATISTICS

YEAR	ERA	W-L	G/S	IP	H	R	ER	BB	K	BAA
2018	2.30	6-3	21/0	58.2	53	17	15	19	55	.242
2019	3.38	0-0	1/0	2.2	4	1	1	1	0	.400
TOTAL	2.35	6-3	22/0	61.1	57	18	16	20	55	.249

### CAREER HIGHS

Innings: 5.0, at Florida (4/27/18)  
 Hits: 6, two times  
 Runs: 3, two times  
 Earned Runs: 3, at N.C. State (6/3/18)  
 Strikeouts: 5, two times  
 Walks: 3, vs. Georgia State (2/20/18)  
 Pitches: 86, at N.C. State (6/3/18)

### SEASON HIGHS

Innings: 2.2, vs. GS (2/16/19)  
 Hits: 4, vs. GS (2/16/19)  
 Runs: 1, vs. GS (2/16/19)  
 Earned Runs: 1, vs. GS (2/16/19)  
 Strikeouts: --  
 Walks: 1, vs. GS (2/16/19)  
 Pitches: 34, vs. GS (2/16/19)

## 8 • BAILEY HORN LHP

6-2 • 212 • R-SO • West, Texas • McLennan

- Rated a top-75 junior college prospect by Perfect Game
- Missed last season with an arm injury

### CAREER STATISTICS

YEAR	ERA	W-L	G/S	IP	H	R	ER	BB	K	BAA
2017*	3.86	7-0	15/--	77.0	68	44	33	34	77	--
2019	0.00	0-0	1/0	3.0	2	0	0	1	0	.182

### CAREER HIGHS

Innings: 7.1, vs. Grayson (3/8/17)\*  
 Hits: 7, two times\*  
 Runs: 6, vs. San Jac-North (5/30/17)\*  
 Earned Runs: 6, vs. San Jac-North (5/30/17)\*  
 Strikeouts: 8, at North Central Texas (4/19/17)\*  
 Walks: 4, three times\*  
 Pitches: --  
 \*JUCO

### SEASON HIGHS

Innings: 3.0, vs. GS (2/17/19)  
 Hits: 2, vs. GS (2/17/19)  
 Runs: --  
 Earned Runs: --  
 Strikeouts: --  
 Walks: 1, vs. GS (2/17/19)  
 Pitches: 52, vs. GS (2/17/19)

## 33 • WILL MORRISON RHP

6-2 • 180 • FR • Cullman, Ala. • Cullman

- Named the 2018 6A Pitcher of the Year by AL.com
- Two-time Collegiate Baseball First Team High School All-American

### CAREER STATISTICS

YEAR	ERA	W-L	G/S	IP	H	R	ER	BB	K	BAA
2019	54.00	0-0	1/0	0.1	2	2	2	0	0	.667

### SEASON HIGHS

Innings: 0.1, vs. GS (2/16/19)  
 Hits: 2, vs. GS (2/16/19)  
 Runs: 2, vs. GS (2/16/19)  
 Earned Runs: 2, vs. GS (2/16/19)  
 Strikeouts: --  
 Walks: --  
 Pitches: 8, vs. GS (2/16/19)

## 44 • JACK OWEN LHP

6-2 • 174 • SO • Aliso Viejo, Calif. • JSerra Catholic

- Tossed 4.2 scoreless innings of relief and picked up his first career win on the weekend in the series final vs. Georgia Southern

### CAREER STATISTICS

YEAR	ERA	W-L	G/S	IP	H	R	ER	BB	K	BAA
2018	5.97	2-2	14/7	34.2	43	24	23	16	35	.312
2019	0.00	1-0	1/0	4.2	4	0	0	2	4	.267
TOTAL	5.26	3-2	15/7	39.1	47	24	23	18	39	.307

### CAREER HIGHS

Innings: 5.1, vs. Samford (4/24/18)  
 Hits: 9, at Georgia Tech (3/20/18)  
 Runs: 6, at Georgia Tech (3/20/18)  
 Earned Runs: at Georgia Tech (3/20/18)  
 Strikeouts: 6, two times  
 Walks: 2, five times  
 Pitches: 93, at Troy (5/15/18)

### SEASON HIGHS

Innings: 4.2, vs. GS (2/17/19)  
 Hits: 4, vs. GS (2/17/19)  
 Runs: --  
 Earned Runs: --  
 Strikeouts: 4, vs. GS (2/17/19)  
 Walks: 2, vs. GS (2/17/19)  
 Pitches: 67, vs. GS (2/17/19)

## 29 • CARSON SKIPPER LHP

6-3 • 195 • FR • Trussville, Ala. • Hewitt-Trussville

- Three-time ASWA 7A First Team All-State honoree
- Led Hewitt-Trussville to the 2016 AHSAA State Championship and was named Tournament MVP
- 2018 AL.com All-Birmingham Player of the Year

### CAREER STATISTICS

YEAR	ERA	W-L	G/S	IP	H	R	ER	BB	K	BAA
2019	0.00	0-0	1/0	3.0	3	0	0	1	1	.250

### SEASON HIGHS

Innings: 3.0, vs. GS (2/15/19)  
 Hits: 3, vs. GS (2/15/19)  
 Runs: --  
 Earned Runs: --  
 Strikeouts: 1, vs. GS (2/15/19)  
 Walks: 1, vs. GS (2/15/19)  
 Pitches: 48, vs. GS (2/15/19)

**40 • GARRETT WADE LHP**

6-2 • 205 • FR • Hartselle, Ala. • Hartselle

- Ranked the No. 2 player in Alabama and No. 71 player in the country by Perfect Game
- Named a 2017 Under Armour All-American and the 2018 Alabama Gatorade Player of the Year
- Drafted in the 38th rd of the 2018 MLB Draft by Tampa Bay

**CAREER STATISTICS**

YEAR	ERA	W-L	G/S	IP	H	R	ER	BB	K	BAA
2019	0.00	0-0	1/0	0.0	0	0	0	0	1	.000

**SEASON HIGHS**

**Innings:** 0.0, vs. GS (2/16/19)  
**Hits:** --  
**Runs:** --  
**Earned Runs:** --  
**Strikeouts:** 1, vs. GS (2/16/19)  
**Walks:** --  
**Pitches:** 4, vs. GS (2/16/19)

**37 • RYAN WATSON RHP**

6-5 • 215 • JR • Auburn, Ala. • Auburn

- Didn't allow a baserunner in his first 3.0 innings pitched in his season debut

**CAREER STATISTICS**

YEAR	ERA	W-L	G/S	IP	H	R	ER	BB	K	BAA
2017	5.17	1-1	22/2	31.1	39	21	18	11	22	.298
2018	4.76	0-0	7/2	11.1	13	6	6	5	9	.310
2019	5.40	0-1	1/0	3.1	2	2	2	0	2	.182
TOTAL	5.09	1-2	30/4	46.0	54	29	26	16	33	.293

**CAREER HIGHS**

**Innings:** 3.1, three times  
**Hits:** 5, two times  
**Runs:** 3, two times  
**Earned Runs:** 3, two times  
**Strikeouts:** 3, two times  
**Walks:** 3, vs. Memphis (3/14/18)  
**Pitches:** 60, vs. Memphis (3/14/18)

**SEASON HIGHS**

**Innings:** 3.1, vs. GS (2/16/19)  
**Hits:** 2, vs. GS (2/16/19)  
**Runs:** 2, vs. GS (2/16/19)  
**Earned Runs:** 2, vs. GS (2/16/19)  
**Strikeouts:** 2, vs. GS (2/16/19)  
**Walks:** --  
**Pitches:** 44, vs. GS (2/16/19)

**PITCHING CAREERS**

**ELLIOTT ANDERSON'S CAREER APPEARANCES**

**2017 - FRESHMAN YEAR**

Date	Opp (Res.)	DEC	QS	IP	H	R	ER	BBSO	HR	ERA	NP
2/17	GEORGE WASHINGTON (W, 9-0)	-	-	1.0	0	0	0	0	1	0.00	9
2/22	FLORIDA A&M (W, 12-8)	-	-	0.0	2	3	3	2	0	27.00	14
3/3	LIPSCOMB (W, 8-0)	-	-	0.1	1	0	0	1	1	20.25	20
3/7	SOUTH ALABAMA (L, 3-14)	-	-	0.2	3	4	4	2	1	31.50	22
3/10	PRESBYTERIAN (L, 8-11)	-	-	0.2	0	0	0	0	0	23.62	2
3/15	JACKSONVILLE STATE (W, 10-1)	-	-	2.0	3	0	0	0	1	13.50	25
4/25	TROY (L, 2-5)	-	-	1.2	2	0	0	0	2	9.95	22
4/29	at #7 Mississippi State (W, 5-3)	W	-	2.1	4	1	1	0	1	8.31	36
5/7	ALABAMA (L, 9-11)	-	-	0.2	0	0	0	1	0	7.71	11
5/9	at UAB (L, 2-8)	-	-	1.1	2	1	1	1	1	7.59	31
5/12	at #10 LSU (L, 3-5)	-	-	0.1	1	0	0	0	0	7.36	3
5/20	OLE MISS (L, 4-8)	-	-	1.1	1	0	0	1	0	6.57	19
5/24	vs. #4 Florida (L, 4-5)	-	-	0.0	0	0	0	1	0	6.57	5
6/5	at #16 Florida State (L, 0-6)	-	-	0.1	1	0	0	0	0	6.39	8

**2018 - SOPHOMORE YEAR**

Date	Opp (Res.)	DEC	QS	IP	H	R	ER	BBSO	HR	ERA	NP
2/18	LONGWOOD (W, 3-0)	-	-	2.0	1	0	0	1	2	0.00	31
2/21	TROY (W, 6-5)	-	-	0.1	3	3	0	1	0	0.00	21
2/24	BRYANT (W, 13-4)	W	-	2.1	0	0	0	0	0	0.00	34
2/27	at #15 South Alabama (W, 7-6)	W	-	1.0	1	2	2	1	2	3.18	19
3/2	BYU (W, 4-3)	-	-	0.0	1	0	0	0	0	3.18	2
3/6	at UAB (W, 11-8)	-	-	1.0	2	2	0	0	1	2.70	21
3/13	GEORGIA TECH (W, 12-7)	W	-	3.1	2	3	3	1	3	4.50	45
3/17	#6 TEXAS A&M (W, 11-5)	-	-	1.0	2	1	1	1	1	4.91	26
3/20	at Georgia Tech (L, 6-4)	-	-	2.0	2	0	0	2	4	4.15	45
3/23	at #8 Kentucky (L, 5-4)	-	-	0.0	0	0	0	0	0	4.15	1
3/25	at #8 Kentucky (L, 13-3)	-	-	0.0	1	2	2	1	0	5.54	13
3/27	vs. Alabama (W, 5-2)	-	-	0.0	0	0	0	1	0	5.54	5
4/3	ALABAMA A&M (W, 19-5)	W	-	1.2	0	0	0	0	1	4.91	18
4/10	at Samford (L, 12-3)	-	-	1.2	0	1	0	1	1	4.41	28
4/14	MISSISSIPPI STATE (L, 7-2)	-	-	1.0	0	0	0	1	1	4.15	20
4/17	UAB (W, 12-2)	W	-	4.0	0	0	0	1	7	3.37	48
4/24	SAMFORD (W, 7-2)	-	-	3.2	3	0	0	1	4	2.88	51
4/26	at #1 Florida (L, 3-1)	-	-	0.2	1	0	0	1	1	2.81	16
5/5	#17 VANDERBILT (W, 11-5)	-	-	0.2	2	1	1	1	0	3.08	10
5/10	at #5 Ole Miss (L, 5-4)	-	-	0.2	1	0	0	0	0	3.00	10
5/11	at #5 Ole Miss (L, 8-3)	-	-	1.0	1	1	1	1	0	3.21	15
5/15	at Troy (L, 9-5)	-	-	0.1	2	2	2	0	0	3.81	9
5/25	vs. #4 Ole Miss (L, 7-0)	-	-	0.1	0	0	0	0	1	3.77	4
6/2	vs. Army (W, 12-1)	-	-	1.0	1	0	0	0	2	3.64	18

**2019 - JUNIOR YEAR**

Date	Opp (Res.)	DEC	QS	IP	H	R	ER	BBSO	HR	ERA	NP
2/15	GEORGIA SOUTHERN (W, 11-2)	W	-	4.0	2	0	0	0	7	0.00	45

**TANNER BURNS' CAREER APPEARANCES**

**2018 - FRESHMAN YEAR**

Date	Opp (Res.)	DEC	QS	IP	H	R	ER	BBSO	HR	ERA	NP
2/18	*LONGWOOD (W, 3-0)	W	-	5.0	4	0	0	0	6	0.00	64
2/24	*BRYANT (W, 3-1)	-	X	7.0	2	1	1	2	8	0.75	96
3/3	*BYU (W, 9-5)	W	-	5.0	4	1	1	2	4	1.06	79
3/10	*NORTHEASTERN (L, 2-1)	L	-	4.1	5	2	2	4	5	1.69	84
3/18	*#6 TEXAS A&M (L, 5-1)	L	-	5.0	5	3	2	3	4	2.05	84
3/25	*at #8 Kentucky (L, 13-3)	L	-	2.0	4	4	3	3	2	2.86	50
4/1	*#24 MISSOURI (L, 5-0)	L	-	5.0	1	4	0	3	6	2.43	94
4/8	*at #5 Arkansas (L, 5-4)	-	X	6.0	4	2	1	2	7	0.29	94
4/15	*MISSISSIPPI STATE (W, 7-5)	-	-	4.2	5	3	3	1	4	2.66	71
4/21	*at Alabama (W, 5-0)	W	X	7.0	4	0	0	1	7	0.29	99
4/27	*at #1 Florida (W, 11-5)	-	-	4.0	3	3	3	2	6	2.62	85
5/5	*#17 VANDERBILT (W, 11-5)	W	-	5.0	5	4	4	2	5	3.00	79
5/12	*at #5 Ole Miss (L, 10-3)	-	-	1.2	3	3	3	1	0	3.36	40
5/17	*LSU (W, 11-4)	W	X	6.0	6	4	2	2	4	3.33	97
5/23	*vs. #4 Ole Miss (W, 9-3)	W	X	7.0	6	3	1	2	3	3.13	105
6/1	*vs. Northeastern (W, 13-4)	W	X	6.0	7	3	2	1	2	3.12	96
6/10	*vs. #1 Florida (W, 3-2)	-	X	6.0	5	1	1	4	3	3.01	97

**2019 - SOPHOMORE YEAR**

Date	Opp (Res.)	DEC	QS	IP	H	R	ER	BBSO	HR	ERA	NP
2/16	*GEORGIA SOUTHERN (L, 5-7)	-	-	5.0	3	1	1	1	7	1.80	74

**DAVIS DANIEL'S CAREER APPEARANCES**

**2017 - FRESHMAN YEAR**

Date	Opp (Res.)	DEC	QS	IP	H	R	ER	BB	SO	HR	ERA	NP
2/19	*GEORGE WASHINGTON (W, 4-3)	-	-	4.1	7	2	2	0	3	0	4.15	75
2/26	*HOLY CROSS (W, 13-4)	-	-	4.1	5	2	2	0	6	1	4.15	72
3/5	*LIPSCOMB (L, 7-8)	-	-	1.1	5	5	5	2	1	0	8.10	45
3/8	*KENNESAW STATE (W, 6-4)	-	-	2.0	1	0	0	0	1	0	6.75	19
3/12	*PRESBYTERIAN (W, 8-0)	W	X	6.0	3	0	0	2	8	0	4.50	92
3/19	*#5 FLORIDA (W, 6-5)	-	-	2.1	3	4	4	1	0	0	5.75	45
3/26	*at Georgia (W, 4-1)	W	X	6.0	4	0	0	1	6	0	4.44	-
4/1	*#6 SOUTH CAROLINA (L, 0-7)	L	-	5.1	4	4	4	2	4	0	4.83	93
4/9	*at Texas A&M (L, 1-3)	L	-	5.1	9	3	3	1	5	0	4.86	90

4/15	*at Tennessee (W, 8-1)	W	X	8.0	3	0	0	3	5	0	4.00	101
4/22	*#16 ARKANSAS (L, 3-7)	-	-	5.0	5	3	3	2	3	1	4.14	92
4/29	*at #7 Mississippi State (W, 17-8)	-	-	4.1	6	7	7	2	1	3	4.97	81
5/7	*ALABAMA (L, 9-11)	-	-	4.0	5	3	3	1	5	1	5.09	67
5/13	at #10 LSU (L, 1-9)	-	-	1.1	0	2	2	3	0	0	5.28	29
5/19	*OLE MISS (W, 9-1)	W	X	6.1	4	1	1	3	8	0	4.91	106
5/25	*vs. #13 Arkansas (L, 0-12)	L	-	3.1	6	7	7	2	5	2	5.58	65
6/4	*at #16 Florida State (L, 7-8)	-	-	1.0	5	4	3	1	0	0	5.89	42

**2018 - SOPHOMORE YEAR**

Date	Opp (Res.)	DEC	QS	IP	H	R	ER	BB	SO	HR	ERA	NP
2/17	*LONGWOOD (W, 25-1)	W	-	3.0	1	0	0	1	3	0	0.00	52
2/24	*BRYANT (13-4)	-	-	3.2	7	4	4	0	2	1	5.40	74
3/3	*BYU (W, 21-4)	W	-	6.0	6	4	4	2	5	1	5.68	93
3/10	*NORTHEASTERN (W, 14-8)	-	-	3.1	7	1	1	2	4	0	5.06	73
3/17	*#6 TEXAS A&M (W, 11-5)	-	-	4.2	5	3	1	4	5	0	4.35	94
3/25	*at #8 Kentucky (W, 4-3)	-	-	5.0	3	1	1	4	4	0	3.86	92
3/31	*#24 MISSOURI (L, 2-1)	L	X	6.2	5	2	1	2	7	0	3.34	109
4/7	*at #5 Arkansas (L, 13-2)	L	-	2.0	4	4	3	2	0	0	3.93	42
4/10	at Samford (L, 12-3)	-	-	1.1	4	2	2	1	2	1	4.29	33
4/14	*MISSISSIPPI STATE (L, 7-2)	L	-	3.0	7	6	6	2	5	0	5.35	69
4/21	at Alabama (W, 20-5)	W	-	4.1	2	1	1	1	3	0	5.02	53
4/28	at #1 Florida (L, 12-3)	-	-	0.1	3	2	2	2	0	0	5.40	21
5/6	#17 VANDERBILT (W, 14-0)	-	-	1.0	1	0	0	0	2	0	5.28	18
5/10	*at #5 Ole Miss (L, 5-4)	L	-	5.0	6	5	5	2	5	2	5.66	77
5/18	LSU (L, 6-2)	-	-	2.1	1	0	0	1	5	0	5.40	42
5/22	vs. Kentucky (W, 4-3 [11])	-	-	5.1	6	2	2	2	6	0	5.21	82
6/3	at #11 N.C. State (W, 15-7)	-	-	1.1	2	1	1	0	2	0	5.25	16
6/9	at #1 Florida (L, 8-2)	-	-	3.0	3	2	2	0	4	2	5.28	42
6/11	at #1 Florida (L, 3-2)	-	-	5.1	1	0	0	4	6	0	4.86	87

**2019 - JUNIOR YEAR**

Date	Opp (Res.)	DEC	QS	IP	H	R	ER	BBSO	HR	ERA	NP	
2/15	*GEORGIA SOUTHERN (W, 11-2)	-	-	2.0	4	2	1	0	4	0	4.50	47

**RICHARD FITT'S CAREER APPEARANCES**

**2019 - FRESHMAN YEAR**

Date	Opp (Res.)	DEC	QS	IP	H	R	ER	BB	SO	HR	ERA	NP
2/17	GEORGIA SOUTHERN (W, 4-3)	-	-	2.1	2	1	1	1	0	0	3.86	47

**BROOKS FULLER'S CAREER APPEARANCES**

**2019 - FRESHMAN YEAR**

Date	Opp (Res.)	DEC	QS	IP	H	R	ER	BB	SO	HR	ERA	NP
2/16	GEORGIA SOUTHERN (L, 5-7)	-	-	1.0	1	1	1	1	0	1	9.00	21

**PEYTON GLAVINE'S CAREER APPEARANCES**

**2018 - FRESHMAN YEAR**

Date	Opp (Res.)	DEC	QS	IP	H	R	ER	BB	SO	HR	ERA	NP
2/17	LONGWOOD (W, 25-1)	-	-	1.0	0	0	0	0	3	0	0.00	15
2/23	BRYANT (W, 15-7)	-	-	1.0	0	0	0	1	1	0	0.00	26
3/3	BYU (W, 9-5)	-	-	0.2	4	3	3	0	0	0	10.12	18
3/10	NORTHEASTERN (W, 14-8)	-	-	0.0	5	6	6	1	0	0	30.38	19
3/25	at #8 Kentucky (L, 13-3)	-	-	0.1	1	0	0	0	1	0	27.00	9

**2019 - SOPHOMORE YEAR**

Date	Opp (Res.)	DEC	QS	IP	H	R	ER	BBSO	HR	ERA	NP	
2/16	GEORGIA SOUTHERN (L, 5-7)	-	-	0.2	0	0	0	0	1	0	0.00	11

**KYLE GRAY'S CAREER APPEARANCES**

**2019 - REDSHIRT JUNIOR YEAR**

Date	Opp (Res.)	DEC	QS	IP	H	R	ER	BB	SO	HR	ERA	NP
2/17	*GEORGIA SOUTHERN (W, 4-3)	-	-	3.0	2	2	0	2	3	0	0.00	69

**CODY GREENHILL'S CAREER APPEARANCES**

**2018 - FRESHMAN YEAR**

Date	Opp (Res.)	DEC	QS	IP	H	R	ER	BBSO	HR	ERA	NP	
2/16	LONGWOOD (W, 6-0)	-	-	1.0	1	0	0	1	0	0	0.00	23
2/20	GEORGIA STATE (W, 3-2)	W	-	3.1	0	0	0	3	4	0	0.00	66
2/24	BRYANT (W, 13-4)	-	-	2.0	3	0	0	0	4	0	0.00	39
2/27	at #15 South Alabama (W, 7-6)	-	-	2.0	2	0	0	1	1	0	0.00	26
3/3	BYU (W, 9-5)	-	-	3.1	5	1	1	1	4	0	0.77	48
3/6	at UAB (W, 11-8)	-	-	2.0	0	0	0	0	3	0	0.66	20
3/10	NORTHEASTERN (L, 2-1)	-	-	4.2	1	0	0	1	4	0	0.49	59
4/3	ALABAMA A&M (W, 19-5)	-	-	1.0	1	0	0	0	1	0	0.47	15
4/8	at #5 Arkansas (L, 5-4)	L	-	1.2	1	1	1	2	1	0	0.86	33
4/15	MISSISSIPPI STATE (W, 7-5)	W	-	4.1	5	2	2	0	5	0	1.42	78
4/21	at Alabama (W, 5-0)	-	-	2.0	2	0	0	1	4	0	1.32	38
4/27	at #1 Florida (W, 11-5)	W	-	5.0	6	2	2	2	3	0	1.67	81
5/5	#17 VANDERBILT (W, 11-5)	-	-	3.1	1	0	0	2	3	0	1.51	44
5/12	at #5 Ole Miss (L, 10-3)	L	-	4.2	3	1	1	1	3	1	1.56	69
5/17	LSU (W, 11-4)	-	-	3.0	3	0	0	0	2	0	1.45	39
5/19	LSU (W, 14-5)	-	-	2.0	3	3	1	1	3	1	1.59	38
5/22	vs. Kentucky (W, 4-3[11])	W	-	3.0	3	0	0	0	2	0	1.49	36
5/25	vs. #4 Ole Miss (L, 7-0)	-	-	2.2	4	2	2	0	2	2	1.76	48
6/3	at #11 N.C. State (W, 15-7)	W	-	4.1	6	3	3	2	5	1	2.11	86
6/10	vs. #1 Florida (W, 3-2)	W	-	3.0	2	1	1	1	1	1	2.16	42
6/11	at #1 Florida (L, 3-2)	L	-	0.1	1	1	1	0	0	1	2.30	8

**2019 - SOPHOMORE YEAR**

Date	Opp (Res.)	DEC	QS	IP	H	R	ER	BBSO	HR	ERA	NP	
2/16	GEORGIA SOUTHERN (L, 5-7)	-	-	2.2	4	1	1	1	0	0	3.38	34

**RYAN HOERTER'S CAREER APPEARANCES**

**2018 - FRESHMAN YEAR**

Date	Opp (Res.)	DEC	QS	IP	H	R	ER	BB	SO	HR	ERA	NP
2/17	LONGWOOD (W, 25-1)	-	-	1.0	1	0	0	0	0	0	0.00	9
2/24	BRYANT (W, 13-4)	-	-	1.0	0	0	0	0	1	0	0.00	13
3/6	*at UAB (W, 11-8)	-	-	3.0	3	4	4	2	1	1	7.20	64
3/13	*GEORGIA TECH (W, 12-7)	-	-	1.0	1	0	0	4	1	0	6.00	35
3/25	at #8 Kentucky (L, 13-3)	-	-	1.0	3	2	2	0	1	1	7.71	18
4/3	ALABAMA A&M (W, 19-5)	-	-	1.0	0	0	0	1	1	0	6.75	18
4/7	at #5 Arkansas (L, 13-2)	-	-	0.2	1	0	0	0	0	0	6.23	10

**BAILEY HORN'S CAREER APPEARANCES**

**2019 - REDSHIRT SOPHOMORE YEAR**

Date	Opp (Res.)	DEC	QS	IP	H	R	ER	BB	SO	HR	ERA	NP
2/17	GEORGIA SOUTHERN (W, 4-3)	-	-	3.0	2	0	0	1	0	0	0.00	52

**WILL MORRISON'S CAREER APPEARANCES**

**2019 - FRESHMAN YEAR**

Date	Opp (Res.)	DEC	QS	IP	H	R	ER	BB	SO	HR	ERA	NP
2/16	GEORGIA SOUTHERN (L, 5-7)	-	-	0.1	2	2	2	0	0	0	54.00	8

**JACK OWEN'S CAREER APPEARANCES**

**2018 - FRESHMAN YEAR**

Date	Opp (Res.)	DEC	QS	IP	H	R	ER	BB	SO	HR	ERA	NP
2/17	LONGWOOD (W, 25-1)	-	-	1.0	1	1	1	2	1	0	9.00	29
3/3	BYU (W, 21-4)	-	-	3.0	2	0	0	0	1	0	2.25	33
3/13	GEORGIA TECH (W, 12-7)	-	-	3.0	2	0	0	1	5	0	1.29	45
3/20	*at Georgia Tech (L, 6-4)	L	-	3.1	9	6	6	2	3	1	6.10	56
3/27	*vs. Alabama (W, 5-2)	W	-	4.0	1	0	0	2	4	0	4.40	73
4/1	#24 MISSOURI (L, 5-0)	-	-	1.0	1	0	0	0	1	0	4.11	18
4/3	ALABAMA A&M (W, 19-5)	-	-	1.0	4	2	2	0	1	1	4.96	26
4/7	at #5 Arkansas (L, 13-2)	-	-	0.0	1	4	4	3	0	0	7.16	20
4/10	*at Samford (L 12-3)	L	-	1.0	5	4	4	0	0	1	8.83	23
4/24	*SAMFORD (W, 7-2)	W	-	5.1	6	2	2	0	5	0	7.54	77
5/8	*SOUTH ALABAMA (W, 10-4)	-	-	4.0	3	3	2	1	6	0	7.09	66
5/11	at #5 Ole Miss (L, 8-3)	-	-	1.0	1	0	0	0	1	0	6.83	10
5/15	*at Troy (L, 9-5)	-	-	4.1	5	1	1	2	6	0	6.19	93
5/22	*vs. Kentucky (W, 4-30 [11])	-	-	2.2	2	1	1	3	1	1	5.97	43

**2019 - SOPHOMORE YEAR**

Date	Opp (Res.)	DEC	QS	IP	H	R	ER	BBSO	HR	ERA	NP	
2/17	GEORGIA SOUTHERN (W, 4-3)	W	-	4.2	4	0	0	2	4	0	0.00	67

**BLAKE SCHILLECI'S CAREER APPEARANCES**

**2018 - JUNIOR YEAR**

Date	Opp (Res.)	DEC	QS	IP	H	R	ER	BB	SO	HR	ERA	NP
2/20	GEORGIA STATE (W, 3-2)	-	-	0.2	0	0	0	1	1	0	0.00	14
2/23	BRYANT (W, 15-7)	-	-	1.2	2	3	3	0	0	1	11.57	36
3/6	at UAB (W, 11-8)	-	-	0.2	1	0	0	1	1	0	9.00	11
3/10	NORTHEASTERN (W, 14-8)	-	-	0.1	1	1	1	1	0	1	10.80	11
3/14	MEMPHIS (W, 5-4)	-	-	1.2	1	0	0	0	1	0	7.20	22
3/25	at #8 Kentucky (L, 13-3)	-	-	0.2	3	2	2	0</				

**RYAN WATSON'S CAREER APPEARANCES**

\*-Starter

**2017 - FRESHMAN YEAR**

Date	Opp (Res.)	DEC	QS	IP	H	R	ER	BB	SO	HR	ERA	NP
2/18	GEORGE WASHINGTON (L, 5-9)	-	-	0.2	2	1	1	0	1	0	13.50	10
2/26	HOLY CROSS (W, 13-4)	-	-	1.0	0	0	0	0	2	0	5.40	15
3/3	LIPSCOMB (W, 8-0)	-	-	1.0	0	0	0	0	2	0	3.38	16
3/5	LIPSCOMB (L, 7-8)	-	-	1.1	1	0	0	1	2	0	2.25	29
3/10	PRESBYTERIAN (L, 8-11)	-	-	0.0	1	1	1	0	0	0	4.50	2
3/11	PRESBYTERIAN (W, 7-5)	W	-	1.1	1	2	0	2	1	0	3.38	37
3/14	UAB (W, 4-0)	-	-	2.0	0	0	0	0	2	0	2.45	23
3/17	#5 FLORIDA (W, 14-3)	-	-	2.2	2	1	1	0	2	0	2.70	28
3/21	at Georgia Tech (W, 7-4)	-	-	1.2	0	0	0	1	0	0	2.31	17
3/24	at Georgia (W, 2-1)	-	-	1.0	2	1	1	0	0	0	2.84	-
3/28	vs. Alabama (W, 4-3)	-	-	2.2	1	0	0	2	3	0	2.35	43
4/2	*#6 SOUTH CAROLINA (W, 6-5)	-	-	2.0	4	1	1	0	1	0	2.60	33
4/8	at Texas A&M (L, 3-6)	-	-	1.0	3	1	1	1	0	0	2.95	23
4/11	at Samford (W, 16-15)	-	-	1.0	1	0	0	1	1	0	2.79	21
4/15	at Tennessee (W, 8-1)	-	-	1.0	2	1	1	0	1	1	3.10	16
4/18	at Kennesaw State (W, 15-7)	-	-	1.0	2	2	2	1	1	0	3.80	20
4/23	*#16 ARKANSAS (W, 11-6)	-	-	3.0	5	2	2	0	0	0	4.07	43
5/7	ALABAMA (L, 9-11)	L	-	1.1	2	2	1	0	2	0	4.21	27
5/9	at UAB (L, 2-8)	-	-	0.2	4	3	3	0	0	0	5.13	16
5/20	OLE MISS (L, 4-8)	-	-	1.0	0	0	0	0	0	0	4.94	15
5/25	vs. #13 Arkansas (L, 0-12)	-	-	2.2	3	1	1	2	1	0	4.80	50
6/5	at #16 Florida State (L, 0-6)	-	-	1.1	3	2	2	0	0	0	5.17	23

**2018 - SOPHOMORE YEAR**

Date	Opp (Res.)	DEC	QS	IP	H	R	ER	BB	SO	HR	ERA	NP
2/17	LONGWOOD (W, 25-1)	-	-	1.0	0	0	0	0	1	0	0.00	13
2/20	*GEORGIA STATE (W, 3-2)	-	-	3.1	5	2	2	0	2	0	4.70	47
3/6	at UAB (W, 11-8)	-	-	0.0	1	0	0	1	0	0	4.15	5
3/14	*MEMPHIS (W, 5-4)	-	-	3.1	4	3	3	3	2	0	5.87	60
3/20	at Georgia Tech (L, 6-4)	-	-	1.2	0	0	0	1	3	0	4.82	25
3/25	at #8 Kentucky (L, 13-3)	-	-	1.0	2	1	1	0	1	0	5.23	24
4/3	ALABAMA A&M (W, 19-5)	-	-	1.0	1	0	0	0	0	0	4.76	12

**2019 - JUNIOR YEAR**

Date	Opp (Res.)	DEC	QS	IP	H	R	ER	BBSO	HR	ERA	NP	
2/16	GEORGIA SOUTHERN (L, 5-7)	L	-	3.1	2	2	2	0	2	1	5.40	44

**SUPERLATIVES AND MISCELLANEOUS NOTES**

**STARTS BY POSITION**

**STARTING PITCHER**

Kyle Gray	1	1-0
Davis Daniel	1	1-0
Tanner Burns	1	0-1

**CATCHER**

Matt Scheffler	2	1-1
Chase Hall	1	1-0

**FIRST BASE**

Rankin Woley	3	2-1
--------------	---	-----

**SECOND BASE**

Ryan Bliss	3	2-1
------------	---	-----

**THIRD BASE**

Edouard Julien	3	2-1
----------------	---	-----

**SHORTSTOP**

Will Holland	3	2-1
--------------	---	-----

**LEFT FIELD**

Judd Ward	3	2-1
-----------	---	-----

**CENTER FIELD**

Kason Howell	3	2-1
--------------	---	-----

**RIGHT FIELD**

Steven Williams	3	2-1
-----------------	---	-----

**DESIGNATED HITTER**

Conor Davis	3	2-1
-------------	---	-----

**2019 AUBURN & OPPONENT HIGHS**

**TEAM BATTING**

	AUBURN	OPPONENT
Runs in a game	11, vs. GS (2/15)	7, GS (2/16)
Runs in an inning	5, [1st] vs. GS (2/15)	2, three times
Most Hits in a game	10, vs. GS (2/17)	12, GS (2/16)
Fewest Hits in a game	8, vs. GS (2/15)	9, GS (2/15)
Hits in an inning	4, two times	3, [2nd] GS (2/15)
2B in a game	2, vs. GS (2/16)	2, GS (2/15)
3B in a game	1, vs. GS (2/15)	N/A
HR in a game	1, vs. GS (2/17)	2, GS (2/16)
SB in a game	4, vs. GS (2/15)	3, GS (2/15)
LOB in a game	12, vs. GS (2/17)	2, GS (2/17)
K in a game	8, vs. GS (2/16)	12, GS (2/15)
BB in a game	9, vs. GS (2/17)	6, GS (2/17)

**TEAM PITCHING**

	AUBURN	OPPONENT
K in a game	12, vs. GS (2/15)	8, GS (2/16)
BB in a game	6, vs. GS (2/17)	9, GS (2/17)
Pitchers used	7, vs. GS (2/16)	5, two times
Total Quality Starts	0	0

**TEAM FIELDING**

	AUBURN	OPPONENT
Errors in a game	3, vs. GS (2/17)	3, GS (2/15)
DP turned in a game	2, vs. GS (2/16)	2, GS (2/17)

**IND. BATTING**

	AUBURN	OPPONENT
Hits in a game	3, Ward vs. GS (2/16)	3, two times
Runs in a game	3, Holland vs. GS (2/15)	2, Thompson [GS] (2/16)
2B in a game	1, four times	1, four times
3B in a game	1, Bliss vs. GS (2/15)	N/A
HR in a game	1, Julien vs. GS (2/17)	1, two times
RBI in a game	3, Julien vs. GS (2/16)	2, Thompson [GS] (2/16)
XBH in a game	1, six times	1, six times
SB in a game	2, Holland vs. GS (2/15)	1, five times
BB in a game	2, three times	3, Searcy [GS] (2/17)
HBP in a game	1, four times	2, Curry [GS] (2/17)
K in a game	3, two times	3, three times
Hitting Streak	3 g, three times	3 g, 2 times
Consec. G w/HR	N/A	N/A

**IND. PITCHING**

	AUBURN	OPPONENT
K by a starter	7, Burns vs. GS (2/16)	4, Schuman [GS] (2/15)
K by a reliever	7, Anderson vs. GS (2/15)	3, two times
BB by a starter	2, Gray vs. GS (2/17)	3, Schuman [GS] (2/15)
BB by a reliever	2, Owen vs. GS (2/17)	3, Roberts [GS] (2/17)
IP by a starter	5.0, Burns vs. GS (2/16)	5.0, two times
IP by a reliever	4.2, Owen vs. GS (2/17)	4.0, Nahas [GS] (2/15)

**MISCELLANEOUS**

	AUBURN
Biggest comeback win	2, vs. GS (2/17)
Biggest blown lead loss	4, vs. GS (2/16)
Largest margin of victory	9, vs. GS (2/15)
Largest margin of defeat	2, vs. GS (2/16)
Longest game, Time	4:34, vs. GS (2/17)
Longest game, Time (9 inn)	3:15, vs. GS (2/15)
Shortest game, Time (9 inn)	3:15, vs. GS (2/15)
Longest game, Innings	13, two times
Largest crowd, Home	4,096, vs. GS (2/16)
Largest crowd, Road	N/A
Largest crowd, Neutral	N/A

**STARTS BY ORDER**

**LEADOFF**

Judd Ward	2	2-0
Will Holland	1	0-1

**2ND SPOT**

Will Holland	2	2-0
Steven Williams	1	0-1

**3RD SPOT**

Steven Williams	2	2-0
Rankin Woley	1	0-1

**CLEANUP**

Rankin Woley	2	2-0
Edouard Julien	1	0-1

**5TH SPOT**

Edouard Julien	2	2-0
Conor Davis	1	0-1

**6TH SPOT**

Conor Davis	2	2-0
Ryan Bliss	1	0-1

**7TH SPOT**

Ryan Bliss	2	2-0
Kason Howell	1	0-1

**8TH SPOT**

Kason Howell	2	2-0
Matt Scheffler	1	0-1

**9TH SPOT**

Matt Scheffler	1	1-0
Judd Ward	1	0-1
Chase Hall	1	1-0

**PITCHING NOTES**

**2019 BULLPEN BY NUMBERS**

Total App.....	11
Saves/Opp.....	1/3
IR/IRS.....	7/5
BA Against.....	.244
ERA.....	2.52

**SAVES/OPP**

Richard Fitts.....	0/1
Cody Greenhill.....	0/1
Carson Skipper.....	1/1

**INHERITED RUNNERS/SCORED**

Brooks Fuller.....	1/1
Peyton Glavine.....	1/0
Cody Greenhill.....	3/2
Jack Owen.....	1/1
Garrett Wade.....	1/1

**1ST BATTER FACED/RETIRED**

Elliott Anderson.....	1/0
Richard Fitts.....	1/1
Brooks Fuller.....	1/0
Cody Greenhill.....	1/1
Peyton Glavine.....	1/1
Bailey Horn.....	1/1
Will Morrison.....	1/1
Jack Owen.....	1/0
Carson Skipper.....	1/0
Garrett Wade.....	1/0
Ryan Watson.....	1/1

**RELIEF ERA**

Elliott Anderson.....	0.00
Peyton Glavine.....	0.00
Bailey Horn.....	0.00
Jack Owen.....	0.00
Carson Skipper.....	0.00
Garrett Wade.....	0.00
Cody Greenhill.....	3.38
Richard Fitts.....	3.86
Ryan Watson.....	5.40
Brooks Fuller.....	9.00
Will Morrison.....	54.00

**BP SCORELESS IP (current/long)**

Elliott Anderson.....	6.1	10.0
Davis Daniel.....	5.2	5.2
Richard Fitts.....	--	2.1
Brooks Fuller.....	1.0	1.0
Peyton Glavine.....	1.0	2.0
Cody Greenhill.....	0.2	11.0
Ryan Hoerter.....	2.0	2.0
Bailey Horn.....	3.0	3.0
Will Morrison.....	--	0.1
Jack Owen.....	5.2	7.1
Blake Schilleci.....	--	3.2
Carson Skipper.....	3.0	3.0
Garrett Wade.....	--	--
Ryan Watson.....	0.1	4.2

2019 Auburn Baseball  
Team Game-by-Game for Auburn (as of Feb 18, 2019)  
Pitching (All games)

Date	Opponent	ip	h	r	er	bb	so	2b	3b	hr	wp	bk	hbp	dp	ibb	score	w-l	sv	era
Feb 15	GEORGIA SOUTHE	9.0	9	2	1	1	12	2	0	0	0	0	0	0	0	11-2	1-0	1	1.00
Feb 16	GEORGIA SOUTHE	13.0	12	7	7	3	11	1	0	2	4	0	1	1	1	5-7	1-1	1	3.27
Feb 17	GEORGIA SOUTHE	13.0	10	3	1	6	7	1	0	0	1	0	2	1	2	4-3	2-1	1	2.31
Totals		35.0	31	12	9	10	30	4	0	2	5	0	3	2	3	20-12	2-1	1	2.31

**AUBURN STARTING PITCHER BREAKDOWN**

Starter	GS	Quality Starts	Run Support	RS/Start	Auburn Record
D. Daniel	1	0	5	5.0	1-0
T. Burns	1	0	4	4.0	0-1
K. Gray	1	0	1	1.0	1-0

**Auburn Overall Rankings**

Category	Rank	No.
ERA	4th	2.31
Opp BA	8th	.238
Hits Allowed	T-11th	31
Walks	8th	10
Strikeouts	6th	30

**Auburn SEC-Only Rankings**

Category	Rank	No.
ERA	--	--
Opp BA	--	--
Hits Allowed	--	--
Walks	--	--
Strikeouts	--	--

**AUBURN PITCHING BREAKDOWN**

	W-L	ERA	IP	H	R	ER	BB	K	HR	AVG	W-L	ERA	IP	H	R	ER	BB	K	HR	AVG	
STARTERS	0-0	1.80	10.0	9	5	2	3	14	0	.225	HOME	2-1	2.31	35.0	31	12	9	10	30	2	.238
RELIEVERS	2-1	2.52	25.0	22	7	7	7	16	2	.244	ROAD	--	--	--	--	--	--	--	--	--	--
TOTALS	2-1	2.31	35.0	31	12	9	10	30	2	.238	NEUT.	--	--	--	--	--	--	--	--	--	--

## HITTING NOTES

### 2019 MULTI-HIT GAMES

	2	3	4	5+	Total
Edouard Julien	2	-	-	-	2
Judd Ward	1	1	-	-	2
Rankin Woley	1	-	-	-	1
Will Holland	1	-	-	-	1
Kason Howell	1	-	-	-	1

### CAREER MULTI-HIT GAMES

	2	3	4	5+	Total
Will Holland	21	7	1	-	29
Conor Davis	22	4	-	-	26
Steven Williams	7	6	3	-	16
Edouard Julien	14	4	-	-	18
Judd Ward	6	1	-	-	7
Rankin Woley	1	-	-	-	1
Kason Howell	1	-	-	-	1

### 2019 MULTI-RBI GAMES

	2	3	4	5+	Total
Edouard Julien	1	1	-	-	2
Rankin Woley	1	-	-	-	1
Ryan Bliss	1	-	-	-	1

### CAREER MULTI-RBI GAMES

	2	3	4	5+	Total
Will Holland	10	7	2	-	19
Conor Davis	11	4	2	1	18
Edouard Julien	6	8	6	-	20
Steven Williams	8	4	2	1	15
Judd Ward	2	-	-	-	2
Rankin Woley	1	-	-	-	1
Ryan Bliss	1	-	-	-	1

### CAREER STARTS

	Career	Consec.
Will Holland	106	33
Conor Davis	85	-
Steven Williams	65	65
Edouard Julien	59	38
Judd Ward	21	1

### TEAM NOTES

Auburn Overall SEC Rankings			Auburn SEC-Only Rankings		
Category	Rank	No.	Category	Rank	No.
Avg.	14th	.233	Avg.	--	--
Hits	T-8th	27	Hits	--	--
2B	T-12th	4	2B	--	--
BB	T-1st	19	BB	--	--
Sac Flies	T-4th	3	Sac flies	--	--

### 2018 AUBURN HOME RUNS

No.	Player (#)	Opponent (Date)	On	Outs	Inn.	Pitcher
1	Edouard Julien	Georgia Southern (2/17)	0	0	7th	Edwards (R)

### AUBURN CAREER HOME RUN BREAKDOWN

	1R	2R	3R	GS	Career	Home	Road	Last
Davis	--	--	3	--	3	3	--	5/6/18
Holland	8	5	1	--	15	9	7	6/2/18
Julien	4	3	8	3	18	9	9	2/17/19
Williams	5	3	3	1	12	7	5	6/10/18

### HITTING STREAKS

	Current	'19	Career
Edouard Julien	3	3	6
Kason Howell	3	3	3
Rankin Woley	3	3	3
Conor Davis	-	2	2
Judd Ward	2	2	3
Matt Scheffler	-	1	1
Will Holland	1	1	8
Ryan Bliss	1	1	1
Steven Williams	-	1	6

### REACHED BASE STREAKS

	Current	'19	Career
Will Holland	3	3	18
Judd Ward	3	3	8
Conor Davis	3	3	19
Rankin Woley	3	3	3
Kason Howell	3	3	3
Edouard Julien	3	3	14
Steven Williams	3	3	13
Ryan Bliss	1	1	1
Everett Lau	1	1	1
Matt Scheffler	-	1	1

### BUNT HITS

Player	No.
Edouard Julien	1
Judd Ward	1
<b>TOTAL</b>	<b>2</b>

### SAC BUNTS

Player	No.
Ryan Bliss	1
Judd Ward	1
Steven Williams	1
<b>TOTAL</b>	<b>3</b>

### SAC FLIES

Player	No.
Ryan Bliss	1
Edouard Julien	1
Steven Williams	1
<b>TOTAL</b>	<b>3</b>

### OUTFIELD ASSISTS

Player	No.
Judd Ward	1
<b>TOTAL</b>	<b>1</b>

### PINCH HITS

Player	No.
<b>TOTAL</b>	<b>0</b>

**AUBURN 2019 GAME-BY-GAME STARTING LINEUPS**

DATE	OPP	1	2	3	4	5	6	7	8	9	SP
2/15	Georgia Southern	Ward	Holland	Williams	Woley	Julien	Davis	Bliss	Howell	Scheffler	Daniel
2/16	Georgia Southern	Holland	Williams	Woley	Julien	Davis	Bliss	Howell	Scheffler	Ward	Burns
2/17	Georgia Southern	Ward	Holland	Williams	Woley	Julien	Davis	Bliss	Howell	Hall	Gray
2/19	Alabama A&M										
2/20	Alabama A&M										
2/22	at UCF										
2/23	at UCF										
2/24	at UCF										
3/1	Cincinnati										
3/2	Cincinnati										
3/3	Cincinnati										
3/5	UT Martin										
3/6	UT Martin										
3/8	UTSA										
3/9	UTSA										
3/10	UTSA										
3/12	at South Alabama										
3/15	Tennessee*										
3/16	Tennessee*										
3/17	Tennessee*										
3/19	at UAB										
3/22	at Mississippi State*										
3/23	at Mississippi State*										
3/24	at Mississippi State*										
3/26	vs. Alabama%										
3/29	at South Carolina*										
3/30	at South Carolina*										
3/31	at South Carolina*										
4/2	Georgia Tech										
4/4	Arkansas*										
4/5	Arkansas*										
4/6	Arkansas*										
4/9	Jacksonville State										
4/12	at Texas A&M*										
4/13	at Texas A&M*										
4/14	at Texas A&M*										
4/16	at Georgia Tech										
4/18	Ole Miss*										
4/19	Ole Miss*										
4/20	Ole Miss*										
4/23	at Jacksonville State										
4/25	at Vanderbilt*										
4/26	at Vanderbilt*										
4/27	at Vanderbilt*										
5/3	Alabama*										
5/4	Alabama*										
5/5	Alabama*										
5/7	UAB										
5/10	Georgia*										
5/11	Georgia*										
5/12	Georgia*										
5/14	North Alabama*										
5/16	at LSU*										
5/17	at LSU*										
5/18	at LSU*										

\* - SEC Game

% - MAX Capital City Classic (Montgomery, Ala.)



**AUBURN 2019 GAME-BY-GAME STARTERS**

DATE	OPP	SP	C	1B	2B	3B	SS	LF	CF	RF	DH
2/15	Georgia Southern	Daniel	Scheffler	Woley	Bliss	Julien	Holland	Ward	Howell	Williams	Davis
2/16	Georgia Southern	Burns	Scheffler	Woley	Bliss	Julien	Holland	Ward	Howell	Williams	Davis
2/17	Georgia Southern	Gray	Scheffler	Woley	Bliss	Julien	Holland	Ward	Howell	Williams	Davis
2/19	Alabama A&M										
2/20	Alabama A&M										
2/22	at UCF										
2/23	at UCF										
2/24	at UCF										
3/1	Cincinnati										
3/2	Cincinnati										
3/3	Cincinnati										
3/5	UT Martin										
3/6	UT Martin										
3/8	UTSA										
3/9	UTSA										
3/10	UTSA										
3/12	at South Alabama										
3/15	Tennessee*										
3/16	Tennessee*										
3/17	Tennessee*										
3/19	at UAB										
3/22	at Mississippi State*										
3/23	at Mississippi State*										
3/24	at Mississippi State*										
3/26	vs. Alabama%										
3/29	at South Carolina*										
3/30	at South Carolina*										
3/31	at South Carolina*										
4/2	Georgia Tech										
4/4	Arkansas*										
4/5	Arkansas*										
4/6	Arkansas*										
4/9	Jacksonville State										
4/12	at Texas A&M*										
4/13	at Texas A&M*										
4/14	at Texas A&M*										
4/16	at Georgia Tech										
4/18	Ole Miss*										
4/19	Ole Miss*										
4/20	Ole Miss*										
4/23	at Jacksonville State										
4/25	at Vanderbilt*										
4/26	at Vanderbilt*										
4/27	at Vanderbilt*										
5/3	Alabama*										
5/4	Alabama*										
5/5	Alabama*										
5/7	UAB										
5/10	Georgia*										
5/11	Georgia*										
5/12	Georgia*										
5/14	North Alabama*										
5/16	at LSU*										
5/17	at LSU*										
5/18	at LSU*										

\* - SEC Game

^ - MAX Capital City Classic (Montgomery, Ala.)

OVERALL STATS



2019 Auburn Baseball  
Overall Statistics for Auburn (as of Feb 17, 2019)  
(All games Sorted by Batting avg)



Record: 2-1 Home: 2-1 Away: 0-0 SEC: 0-0

Player	avg	gp-gs	ab	r	h	2b	3b	hr	rbi	tb	slg%	bb	hp	so	gdp	ob%	sf	sh	sb-att	po	a	e	fld%		
10 Julien, Edouard	.385	3-3	13	4	5	1	0	1	6	9	.692	2	1	5	0	.471	1	0	1-1	1	9	2	.833		
1 Ward, Judd	.357	3-3	14	2	5	0	0	0	1	5	.357	0	1	3	0	.400	0	1	0-1	9	1	0	1.000		
16 Howell, Kason	.333	3-3	12	1	4	1	0	0	3	5	.417	3	0	2	0	.467	0	0	0-1	11	0	0	1.000		
4 Woley, Rankin	.286	3-3	14	3	4	1	0	0	3	5	.357	2	1	4	0	.412	0	0	0-0	34	1	0	1.000		
17 Holland, Will	.250	3-3	12	4	3	1	0	0	1	4	.333	5	0	0	1	.471	0	0	3-4	3	7	2	.833		
9 Bliss, Ryan	.182	3-3	11	1	2	0	1	0	2	4	.364	2	0	0	1	.286	1	1	1-1	5	8	1	.929		
24 Davis, Conor	.154	3-3	13	1	2	0	0	0	1	2	.154	1	0	1	0	.214	0	0	0-0	0	0	0	.000		
6 Scheffler, Matt	.100	3-2	10	1	1	0	0	0	1	1	.100	1	0	2	0	.182	0	0	1-1	29	2	0	1.000		
41 Williams, Steven	.083	3-3	12	1	1	0	0	0	1	1	.083	2	1	5	0	.250	1	1	0-0	10	0	0	1.000		
-----																									
11 Hall, Chase	.000	2-1	4	0	0	0	0	0	0	0	.000	0	0	0	1	.000	0	0	0-0	2	2	0	1.000		
2 Lau, Everett	.000	2-0	1	1	0	0	0	0	0	0	.000	1	0	0	0	.500	0	0	0-0	0	0	0	.000		
21 Henderson, Jackso	.000	2-0	0	1	0	0	0	0	0	0	.000	0	0	0	0	.000	0	0	0-0	0	0	0	.000		
Totals	.233	3	116	20	27	4	1	1	19	36	.310	19	4	22	3	.352	3	3	6-9	105	36	6	.959		
Opponents	.238	3	130	12	31	4	0	2	7	41	.315	10	3	30	2	.303	2	5	5-5	100	45	4	.973		

LOB - Team (25), Opp (33). DPs turned - Team (2), Opp (3). IBB - Team (3), Howell, K. 1, Holland, W. 1, Julien, E. 1, Opp (3).Picked off - Howell, K. 1.

(All games Sorted by Earned run avg)

Player	era	w-l	app	gs	cg	sho	sv	ip	h	r	er	bb	so	2b	3b	hr	b/avg	wp	hp	bk	sfa	sha	
44 Owen, Jack	0.00	1-0	1	0	0	0/0	0	4.2	4	0	0	2	4	0	0	0	.267	1	0	0	0	2	
14 Anderson, Elliott	0.00	1-0	1	0	0	0/0	0	4.0	2	0	0	0	7	1	0	0	.143	0	0	0	0	0	
8 Horn, Bailey	0.00	0-0	1	0	0	0/0	0	3.0	2	0	0	1	0	1	0	0	.182	0	0	0	0	0	
29 Skipper, Carson	0.00	0-0	1	0	0	0/0	1	3.0	3	0	0	1	1	1	0	0	.250	0	0	0	0	0	
36 Gray, Kyle	0.00	0-0	1	1	0	0/0	0	3.0	2	2	0	2	3	0	0	0	.182	0	2	0	1	1	
32 Burns, Tanner	1.80	0-0	1	1	0	0/0	0	5.0	3	1	1	1	7	0	0	0	.167	0	0	0	0	0	
20 Greenhill, Cody	3.38	0-0	1	0	0	0/0	0	2.2	4	1	1	1	0	1	0	0	.400	1	0	0	1	0	
43 Fitts, Richard	3.86	0-0	1	0	0	0/0	0	2.1	2	1	1	1	0	0	0	0	.250	0	0	0	0	1	
37 Watson, Ryan	5.40	0-1	1	0	0	0/0	0	3.1	2	2	2	0	2	0	0	1	.182	0	0	0	0	1	
-----																							
23 Glavine, Peyton	0.00	0-0	1	0	0	0/0	0	0.2	0	0	0	0	1	0	0	0	.000	0	0	0	0	0	
40 Wade, Garrett	0.00	0-0	1	0	0	0/0	0	0.0	0	0	0	0	1	0	0	0	.000	2	0	0	0	0	
13 Daniel, Davis	4.50	0-0	1	1	0	0/0	0	2.0	4	2	1	0	4	0	0	0	.364	0	0	0	0	0	
18 Fuller, Brooks	9.00	0-0	1	0	0	0/0	0	1.0	1	1	1	1	0	0	0	1	.333	0	0	0	0	0	
33 Morrison, Will	54.00	0-0	1	0	0	0/0	0	0.1	2	2	2	0	0	0	0	0	.667	1	1	0	0	0	
Totals	2.31	2-1	3	3	0	0/0	1	35.0	31	12	9	10	30	4	0	2	.238	5	3	0	2	5	
Opponents	4.32	1-2	3	3	0	0/0	0	33.1	27	20	16	19	22	4	1	1	.233	2	4	0	3	3	

Pickoffs - Team (0), Opp (1). SBA/ATT - Scheffler, M (4-4), Daniel, D. (2-2), Horn, B. (1-1), Hall, C. (1-1), Owen, J. (1-1), Anderson, E. (1-1).

**GAMES SUMMARY**



**2019 Auburn Baseball  
Games Summary for Auburn (as of Feb 17, 2019)  
(All games)**



Score by innings	1	2	3	4	5	6	7	8	9	EX	Total
Auburn	5	0	6	1	0	0	2	4	1	1	20
Opponents	1	3	0	0	0	2	2	1	1	2	12

**Record when ...**

Overall	2-1	After 6 leading	1-1
Conference	0-0	..... trailing	1-0
Non-Conference	2-1	..... tied	0-0
Home games	2-1	After 7 leading	1-0
Away games	0-0	..... trailing	0-0
Neutral site	0-0	..... tied	1-1
Day games	1-1	After 8 leading	2-0
Night games	1-0	..... trailing	0-1
vs Left starter	0-1	..... tied	0-0
vs Right starter	2-0		
1-Run games	1-0	Hit 0 home runs	1-1
2-Run games	0-1	... 1 home run	1-0
5+Run games	1-0	... 2+ home runs	0-0
Extra innings	1-1		
Shutouts	0-0	Opponent 0 home runs	2-0
		..... 1 home run	0-0
		..... 2+ HRs	0-1
Scoring 0-2 runs	0-0		
..... 3-5 runs	1-1	Made 0 errors	0-0
..... 6-9 runs	0-0	... 1 error	0-1
..... 10+ runs	1-0	.... 2+ errors	2-0
Opponent 0-2 runs	1-0		
..... 3-5 runs	1-0	Opp. made 0 errors	1-0
..... 6-9 runs	0-1	..... 1 error	0-1
..... 10+ runs	0-0	..... 2+ errors	1-0
Scored in 1st inning	1-0	Out-hit opponent	0-0
Opp. scored in 1st	1-0	Out-hit by opponent	1-1
Scores first	0-1	Hits are tied	1-0
Opp. scores first	2-0		

**Record when team scores:**

Runs	0	1	2	3	4	5	6	7	8	9	10+
W-L	0-0	0-0	0-0	0-0	1-0	0-1	0-0	0-0	0-0	0-0	1-0

**Record when opponent scores:**

Runs	0	1	2	3	4	5	6	7	8	9	10+
W-L	0-0	0-0	1-0	1-0	0-0	0-0	0-0	0-1	0-0	0-0	0-0

**Record when leading after:**

Inn.	1	2	3	4	5	6	7	8
W-L	1-0	1-0	1-1	1-1	1-1	1-1	1-0	2-0

**Record when trailing after:**

Inn.	1	2	3	4	5	6	7	8
W-L	0-0	1-0	1-0	1-0	1-0	1-0	0-0	0-1

**Record when tied after:**

Inn.	1	2	3	4	5	6	7	8
W-L	1-1	0-1	0-0	0-0	0-0	0-0	1-1	0-0

Current winning streak: 1  
 Longest winning streak: 1  
 Longest losing streak: 1

Home attendance : 10369 ( 3 dates avg = 3456 )  
 Away attendance : 0 ( 0 dates avg = 0 )  
 Total attendance: 10369 ( 3 dates avg = 3456 )

# TV/RADIO ROSTER



1 JUDD WARD



2 EVERETT LAU




3 DEVIN WARNER




4 RANKIN WOLEY



5 JARRETT EATON



6 MATT SCHEFFLER



7 ED JOHNSON



8 BAILEY HORN



9 RYAN BLISS



10 EDOUARD JULIEN



11 CHASE HALL



12 RYAN HOERTER



13 DAVIS DANIEL



14 ELLIOT ANDERSON



16 KASON HOWELL




17 WILL HOLLAND



18 BROOKS FULLER



19 BRODY MOORE



20 CODY GREENHILL



21 JACKSON HENDERSON



22 FORD LUTTRELL



23 PEYTON GLAVINE




24 CONOR DAVIS



25 DAWSON SWEATT



26 TROY BEARDEN



29 CARSON SKIPPER



31 BLAKE SCHILLECI



32 TANNER BURNS



33 WILL MORRISON



36 KYLE GRAY



37 RYAN WATSON




38 BRETT OLSON




40 GARRETT WADE



41 STEVEN WILLIAMS



43 RICHARD FITTS



44 JACK OWEN



30 BUTCH THOMPSON



35 KARL NONEMAKER



39 GABE GROSS



34 STEVE SMITH