



**Vanderbilt (9-15, 0-11) vs. Auburn (16-8, 5-6)**  
**Nashville, Tenn. - Memorial Gym - 11 a.m. CT**

**TV: ESPNU**

**TV Talent:** Tom Hart (pxp), Sean Farnham (analyst)

**Radio:** Vanderbilt Radio Network from Learfield/IMG College, vucommidores.com

**Radio Talent:** Joe Fisher (pxp), Tim Thompson (analyst)

**Satellite Radio:** Sirius 94, XM 190

**Live Stats:** vucommidores.com

**Twitter Updates:** @VandyMBB

**Vanderbilt Athletic Communications**

2601 Jess Neely Drive, Nashville, TN 37212

phone: 615-322-4121

www.vucommidores.com

**VANDERBILT SCHEDULE/RESULTS**

**NOVEMBER**

| Date    | VU | Opp | Opponent     | Time/Result | TV/Rec. |
|---------|----|-----|--------------|-------------|---------|
| Nov. 6  | -  | -   | Winthrop     | W, 92-79    | 1-0     |
| Nov. 11 | -  | -   | USC          | W, 82-78    | 2-0     |
| Nov. 16 | RV | -   | Alcorn State | W, 79-54    | 3-0     |
| Nov. 19 | RV | -   | Liberty      | W, 79-70    | 4-0     |
| Nov. 23 | RV | -   | Kent State   | L, 75-77    | 4-1     |
| Nov. 27 | -  | -   | Savannah St. | W, 120-85   | 5-1     |

**DECEMBER**

| Date    | VU | Opp   | Opponent      | Time     | TV/Rec. |
|---------|----|-------|---------------|----------|---------|
| Dec. 1  | -  | -     | N.C. State    | L, 65-80 | 5-2     |
| Dec. 5  | -  | -     | Middle Tenn.  | W, 79-51 | 6-2     |
| Dec. 17 | -  | 18/19 | Arizona St.   | W, 81-65 | 7-2     |
| Dec. 22 | -  | -     | Kansas St.    | L, 58-69 | 7-3     |
| Dec. 29 | -  | -     | Tenn. St.     | W, 95-76 | 8-3     |
| Dec. 31 | -  | -     | UNC Asheville | W, 90-59 | 9-3     |

**JANUARY**

| Date    | VU | Opp   | Opponent     | Time        | TV/Rec.   |
|---------|----|-------|--------------|-------------|-----------|
| Jan. 5  | -  | -     | Ole Miss*    | L, 71-81    | 9-4, 0-1  |
| Jan. 9  | -  | -     | Georgia*     | L, 63-82    | 9-5, 0-2  |
| Jan. 12 | -  | 18/18 | Kentucky*    | L, 47-56    | 9-6, 0-3  |
| Jan. 16 | -  | RV/-  | S. Carolina* | L, 71-74    | 9-7, 0-4  |
| Jan. 19 | -  | 24/23 | Miss. State* | L, 55-71    | 9-8, 0-5  |
| Jan. 23 | -  | 1/1   | Tennessee*   | L, 83-88 ot | 9-9, 0-6  |
| Jan. 26 | -  | RV/RV | Oklahoma&    | L, 55-86    | 9-10      |
| Jan. 29 | -  | 7/6   | Kentucky*    | L, 52-87    | 9-11, 0-7 |

**FEBRUARY**

| Date    | VU | Opp | Opponent   | Time     | TV/Rec.    |
|---------|----|-----|------------|----------|------------|
| Feb. 2  | -  | -   | Missouri*  | L, 67-77 | 9-12, 0-8  |
| Feb. 5  | -  | -   | Arkansas*  | L, 66-69 | 9-13, 0-9  |
| Feb. 9  | -  | -   | Alabama*   | L, 67-77 | 9-14, 0-10 |
| Feb. 13 | -  | -   | Florida*   | L, 57-66 | 9-15, 0-11 |
| Feb. 16 | -  | -   | Auburn*    | 11 am    | ESPNU      |
| Feb. 19 | -  | -   | Tennessee* | 6 pm     | ESPN/2/U   |
| Feb. 23 | -  | -   | Alabama*   | 5 pm     | ESPN/2/U   |
| Feb. 27 | -  | -   | Florida*   | 8 pm     | SECN       |

**MARCH**

| Date   | VU | Opp | Opponent   | Time    | TV/Rec. |
|--------|----|-----|------------|---------|---------|
| Mar. 2 | -  | -   | Texas A&M* | 5 pm    | SECN    |
| Mar. 6 | -  | -   | Arkansas*  | 7:30 pm | SECN    |
| Mar. 9 | -  | -   | LSU*       | 7:30 pm | SECN    |

**ALL TIMES CENTRAL**

RANKINGS: AP/ESPN \*SEC GAME; %SEC/Big 12 Challenge;

**GAME INFORMATION**



**2018-19 Record:** 9-15, 0-11  
**Head Coach:** Bryce Drew  
**Career Record:** 164-100 (7)  
**VU Record:** 40-51 (3)

**2018-19 LEADERS**

**Points:** Saben Lee (13.5)  
**Rebounds:** Simisola Shittu (7.0)  
**Assists:** Saben Lee (3.8)  
**Blocks:** Clevon Brown (1.3)

**SERIES INFORMATION**

**Series Record:** VU leads, 89-52  
**Last Meeting:** Auburn win, 93-81, on 2/3/18 in Auburn  
**Record at Vanderbilt:** VU leads, 51-16.  
**Record at Auburn:** VU leads, 35-30.

**Record at Neutral Site:**

Auburn leads, 6-3.  
**Coach Drew vs. Auburn:**  
 Coach Drew is 1-1 against Auburn.













**2018-19 Record:** 16-8, 5-6  
**Head Coach:** Bruce Pearl  
**Career Record:** 548-215 (24)  
**Auburn Record:** 86-70 (5)

**2018-19 LEADERS**

**Points:** Bryce Brown (16.3)  
**Rebounds:** Chuma Okeke (6.9)  
**Assists:** Jared Harper (6.2)  
**Blocks:** Anfernee McLemore (1.4)

**QUICK HITTERS**

- ★ Vanderbilt dropped to 9-15 overall and 0-11 in SEC play after dropping a 66-57 decision to Florida Wednesday night in Gainesville, Fla. Freshman Aaron Nesmith led the team with a career-high 26 points, while also adding nine rebounds, three steals, and two assists. Nesmith was the only Commodore in double figures in the game.
- ★ Lee leads the Commodores in scoring with 13.5 points per game. In his last eight contests, Lee is averaging 15.9 points, 4.1 rebounds, and 4.4 assists per game, and is shooting 50.6% from the floor (40-79) and 47.6% from three (10-21). He tied a career-high with 24 points at Oklahoma and against Alabama in that eight-game stretch.
- ★ Nesmith's 15 free throw attempts against the Gators tied for the fourth-most by a Commodore in a single game in the last 20 years. He is one of three Commodores (Saben Lee, Simisola Shittu) to attempt double digit free throws in a game.
- ★ Vanderbilt and Auburn will meet one time in the regular season this season. The Commodores are 51-16 all-time against the Tigers in Nashville, and has won nine in a row at Memorial Gym and 14 of the last 15.
- ★ From January 12 to January 29, the Commodores took on four ranked opponents and two opponents that were receiving votes.
- ★ Vanderbilt, an inaugural member of the Southeastern Conference, is in their 86th season of SEC competition. Vanderbilt has won two SEC Tournament titles (1951, 2012) and three regular season titles in 1965, 1974, and 1993. This is the 67th SEC season in Memorial Gym for the Commodores.
- ★ The Commodores enter the game as the 301st-most experienced team in the country according to KenPom.com. Vanderbilt's leading top three leading scorers are two freshmen, Aaron Nesmith and Simisola Shittu, and sophomore Saben Lee.
- ★ After Nesmith's 26-point performance against Florida, he surpassed Lee for the team lead in scoring in SEC games only (14.5 ppg). Lee is averaging 13.6 per game in league contests.
- ★ Shittu is the league's freshman leading rebounder with 7.0 rebounds per game in all games.
- ★ Vanderbilt freshman guard Darius Garland declared for the NBA Draft on Jan. 22.
- ★ Vanderbilt's average height is 78.5 inches (6 feet, 5 inches) and ranks 14th nationally according to KenPom.
- ★ The Commodores have marched to the charity-stripe 594 times this season, which leads all SEC schools. Vanderbilt is third in the SEC with 406 free throw makes. 23.2% of the team's points comes from free throws (16th nationally).
- ★ Vanderbilt also ranks in the top five in the SEC in 3FG Attempts (3rd, 557) and 3FG percentage defense (3rd, 32.9%).
- ★ Individually, Lee is ranked in the top 10 in the SEC in assists per game (8th, 3.8), free throw attempts (2nd, 168) and free throws made (2nd, 118). Matt Ryan is ranked in 3FG attempts (6th, 151), total 3FG made (7th, 53), and 3FG made per game (7th, 2.21), while Shittu is ranked in defensive rebounds per game (8th, 5.21), free throw attempts (6th, 120), rebounds per game (9th, 7.0), and total rebounds (9th, 167).
- ★ Lee is averaging 7.0 free throw attempts per game, which is second all-time on Vanderbilt's single-season list. Clyde Lee averaged 8.1 free throw attempts per game in 1964-65. A.J. Ogilvy, Vanderbilt's all-time total attempts leader with 229 in 2007-08, averaged 6.7 attempts per game.
- ★ Joe Toye scored in double figures in 10 games this season, including a season-high tying 18 points at Arkansas.
- ★ Vanderbilt won their 800th career game at Memorial Gym against Arizona State on December 17. Memorial Gym, which opened in 1952, is the oldest basketball arena in the SEC.
- ★ The Commodores signed a pair of four-star prospects in the early signing period. Austin Crowley, a 6'4 shooting guard from West Point, Miss. who attends Sunrise Christian Academy in Wichita, Kansas, and Dylan Disu, a 6'8 power forward from Plugerville, Texas who attends Hendrickson High School, each signed a letter of intent with the Commodores in November.

| 0    |     | <p><b>SABEN LEE</b><br/>G ★ 6-2 ★ 183 ★ So. ★ Phoenix, Ariz.</p> <table border="1"> <thead> <tr> <th>PPG</th> <th>RPG</th> <th>APG</th> <th>SPG</th> <th>BPG</th> <th>MPG</th> </tr> </thead> <tbody> <tr> <td>13.5</td> <td>3.5</td> <td>3.8</td> <td>1.0</td> <td>0.2</td> <td>31.2</td> </tr> </tbody> </table>            | PPG | RPG | APG  | SPG | BPG | MPG | 13.5 | 3.5 | 3.8 | 1.0 | 0.2 | 31.2 | <p><b>NOTES:</b> Leading scorer in all games...Tied a career high with 24 points at Oklahoma and Alabama...Averaging 15.9 ppg in last eight games...Currently 8th in SEC in assists, and 2nd in FTs made and attempted ...Son of former FSU/NFL great Amp Lee.</p>                 | <p><b>CAREER HIGHS</b><br/><b>Pts.</b> - 24, last vs. Oklahoma (1/26/19)<br/><b>Rebs.</b> - 9, vs. TAMU (2/24/18)<br/><b>Ast.</b> - 9, vs. TAMU (2/24/18)<br/><b>Min.</b> - 42, vs. UT (1/23/19)</p>                             |
|------|---|---|-----|-----|------|-----|-----|-----|------|-----|-----|-----|-----|------|--|--|
| PPG  | RPG   | APG   | SPG | BPG | MPG  |     |     |     |      |     |     |     |     |      |  |  |
| 13.5 | 3.5   | 3.8   | 1.0 | 0.2 | 31.2 |     |     |     |      |     |     |     |     |      |  |  |
| 1    |    | <p><b>YANNI WETZELL</b><br/>F/C ★ 6-10 ★ 240 ★ Jr. ★ Auckland, N.Z.</p> <table border="1"> <thead> <tr> <th>PPG</th> <th>RPG</th> <th>APG</th> <th>SPG</th> <th>BPG</th> <th>MPG</th> </tr> </thead> <tbody> <tr> <td>5.0</td> <td>3.0</td> <td>0.4</td> <td>0.6</td> <td>0.5</td> <td>17.1</td> </tr> </tbody> </table>      | PPG | RPG | APG  | SPG | BPG | MPG | 5.0  | 3.0 | 0.4 | 0.6 | 0.5 | 17.1 | <p><b>NOTES:</b> Made eight starts this season...Scored Commodore-high of 16 points against UNC Asheville... Tallied 12 points in win over nationally-ranked Arizona State...Averaged 15.5 points and 6.8 rebounds in his final season at St. Mary's.</p>                          | <p><b>CAREER HIGHS</b><br/><b>Pts.</b> - 29, vs. Newman (2/23/17)<br/><b>Rebs.</b> - 12, vs. Newman (1/21/17)<br/><b>Ast.</b> - 5, vs. Okla. Christian (2/9/17)<br/><b>Min.</b> - 42, vs. Rogers St.(12/16/16)</p>               |
| PPG  | RPG   | APG   | SPG | BPG | MPG  |     |     |     |      |     |     |     |     |      |  |  |
| 5.0  | 3.0   | 0.4   | 0.6 | 0.5 | 17.1 |     |     |     |      |     |     |     |     |      |  |  |
| 2    |    | <p><b>JOE TOYE</b><br/>G/F ★ 6-7 ★ 210 ★ Sr. ★ Chicago, Ill.</p> <table border="1"> <thead> <tr> <th>PPG</th> <th>RPG</th> <th>APG</th> <th>SPG</th> <th>BPG</th> <th>MPG</th> </tr> </thead> <tbody> <tr> <td>8.4</td> <td>3.1</td> <td>0.7</td> <td>0.6</td> <td>0.4</td> <td>25.0</td> </tr> </tbody> </table>             | PPG | RPG | APG  | SPG | BPG | MPG | 8.4  | 3.1 | 0.7 | 0.6 | 0.4 | 25.0 | <p><b>NOTES:</b> Only senior on this year's roster...Tied a career high with 18 points at Arkansas...Scored 16 points in win at USC; also added a career-high nine rebounds... Scored in double figures in three straight games to start the season and 10 games overall.</p>      | <p><b>CAREER HIGHS</b><br/><b>Pts.</b> - 18, 3x last vs. Arkansas (1/6/19)<br/><b>Rebs.</b> - 9, at USC (11/11/18)<br/><b>Ast.</b> - 4, 2x, last vs. MSU (2/14/18)<br/><b>Min.</b> - 38, vs. Florida (3/10/17)</p>               |
| PPG  | RPG   | APG   | SPG | BPG | MPG  |     |     |     |      |     |     |     |     |      |  |  |
| 8.4  | 3.1   | 0.7   | 0.6 | 0.4 | 25.0 |     |     |     |      |     |     |     |     |      |  |  |
| 3    |    | <p><b>MAXWELL EVANS</b><br/>G ★ 6-2 ★ 192 ★ So. ★ Houston, Texas</p> <table border="1"> <thead> <tr> <th>PPG</th> <th>RPG</th> <th>APG</th> <th>SPG</th> <th>BPG</th> <th>MPG</th> </tr> </thead> <tbody> <tr> <td>4.0</td> <td>1.7</td> <td>1.4</td> <td>0.3</td> <td>0.1</td> <td>13.7</td> </tr> </tbody> </table>         | PPG | RPG | APG  | SPG | BPG | MPG | 4.0  | 1.7 | 1.4 | 0.3 | 0.1 | 13.7 | <p><b>NOTES:</b> Played season-high 26 minutes and scored career-high 16 points against Savannah State ...Scored in double figures in four games this year, including 10 against Georgia...Played in 29 games and made 15 starts as a true freshman in 2017-18..</p>               | <p><b>CAREER HIGHS</b><br/><b>Pts.</b> - 16, vs. Savannah State (11/27/17)<br/><b>Rebs.</b> - 9, at Arkansas (02/10/18)<br/><b>Ast.</b> - 6, vs. USC (11/19/17)<br/><b>Min.</b> - 32, vs. USC (11/19/17)</p>                     |
| PPG  | RPG   | APG   | SPG | BPG | MPG  |     |     |     |      |     |     |     |     |      |  |  |
| 4.0  | 1.7   | 1.4   | 0.3 | 0.1 | 13.7 |     |     |     |      |     |     |     |     |      |  |  |
| 10   |    | <p><b>DARIUS GARLAND</b><br/>G ★ 6-2 ★ 175 ★ Fr. ★ Nashville, Tenn.</p> <table border="1"> <thead> <tr> <th>PPG</th> <th>RPG</th> <th>APG</th> <th>SPG</th> <th>BPG</th> <th>MPG</th> </tr> </thead> <tbody> <tr> <td>16.2</td> <td>3.8</td> <td>2.6</td> <td>0.8</td> <td>0.4</td> <td>27.8</td> </tr> </tbody> </table>     | PPG | RPG | APG  | SPG | BPG | MPG | 16.2 | 3.8 | 2.6 | 0.8 | 0.4 | 27.8 | <p><b>NOTES:</b> Injured meniscus vs. Kent St., out for the season...Scored a SEC-best 33 points against Liberty... Won SEC Freshman of the week honors in two VU wins... Named a 2018 McDonald's All-American...Declared for the NBA Draft on January 23.</p>                     | <p><b>CAREER HIGHS</b><br/><b>Pts.</b> - 33, vs Liberty (11/19/18)<br/><b>Rebs.</b> - 7, vs. Alcorn St. (11/16/18)<br/><b>Ast.</b> - 4, 3x, last vs Liberty (11/19/18)<br/><b>Min.</b> - 37, vs. Liberty (11/19/18)</p>          |
| PPG  | RPG   | APG   | SPG | BPG | MPG  |     |     |     |      |     |     |     |     |      |  |  |
| 16.2 | 3.8   | 2.6   | 0.8 | 0.4 | 27.8 |     |     |     |      |     |     |     |     |      |  |  |
| 11   |   | <p><b>SIMISOLA SHITTU</b><br/>F/C ★ 6-10 ★ 240 ★ Fr. ★ Burlington, Ont.</p> <table border="1"> <thead> <tr> <th>PPG</th> <th>RPG</th> <th>APG</th> <th>SPG</th> <th>BPG</th> <th>MPG</th> </tr> </thead> <tbody> <tr> <td>11.7</td> <td>7.0</td> <td>1.8</td> <td>0.7</td> <td>0.7</td> <td>27.6</td> </tr> </tbody> </table> | PPG | RPG | APG  | SPG | BPG | MPG | 11.7 | 7.0 | 1.8 | 0.7 | 0.7 | 27.6 | <p><b>NOTES:</b> Tallied double doubles in three games this season (Winthrop, USC, Georgia)...2nd on team in scoring and leads in rebounding...Leading freshmen rebounder in the SEC...Scored in double figures in 16 games... Tallied career-high 21 points vs. Ole Miss.</p>     | <p><b>CAREER HIGHS</b><br/><b>Pts.</b> - 21, vs. Ole Miss (01/5/19)<br/><b>Rebs.</b> - 15, at USC (11/11/18)<br/><b>Ast.</b> - 5, vs Savannah State (11/27/18)<br/><b>Min.</b> - 35, vs. UT (1/23/19)</p>                        |
| PPG  | RPG   | APG   | SPG | BPG | MPG  |     |     |     |      |     |     |     |     |      |  |  |
| 11.7 | 7.0   | 1.8   | 0.7 | 0.7 | 27.6 |     |     |     |      |     |     |     |     |      |  |  |
| 13   |  | <p><b>MATTHEW MOYER</b><br/>F ★ 6-8 ★ 217 ★ R-So. ★ Gahanna, Ohio</p> <table border="1"> <thead> <tr> <th>PPG</th> <th>RPG</th> <th>APG</th> <th>SPG</th> <th>BPG</th> <th>MPG</th> </tr> </thead> <tbody> <tr> <td>3.8</td> <td>2.8</td> <td>0.7</td> <td>0.3</td> <td>0.6</td> <td>14.0</td> </tr> </tbody> </table>        | PPG | RPG | APG  | SPG | BPG | MPG | 3.8  | 2.8 | 0.7 | 0.3 | 0.6 | 14.0 | <p><b>NOTES:</b> Transferred from Syracuse...Granted immediate eligibility on Nov. 15...Scored most points as a Commodore against Middle Tennessee (14 points)...Played in 2017-18 after redshirting in 2016-17...Named the Conn. Gatorade POY as a senior at South Kent Prep.</p> | <p><b>CAREER HIGHS</b><br/><b>Pts.</b> - 18, vs. UConn (12/5/17)<br/><b>Rebs.</b> - 10, at Fla. St. (1/13/18)<br/><b>Ast.</b> - 5, vs. Savannah State (11/27/18)<br/><b>Min.</b> - 36, vs. UConn (12/5/17)</p>                   |
| PPG  | RPG   | APG   | SPG | BPG | MPG  |     |     |     |      |     |     |     |     |      |  |  |
| 3.8  | 2.8   | 0.7   | 0.3 | 0.6 | 14.0 |     |     |     |      |     |     |     |     |      |  |  |
| 15   |  | <p><b>CLEVON BROWN</b><br/>F ★ 6-8 ★ 240 ★ Jr. ★ San Antonio, Texas</p> <table border="1"> <thead> <tr> <th>PPG</th> <th>RPG</th> <th>APG</th> <th>SPG</th> <th>BPG</th> <th>MPG</th> </tr> </thead> <tbody> <tr> <td>3.5</td> <td>2.5</td> <td>0.4</td> <td>0.3</td> <td>1.2</td> <td>15.8</td> </tr> </tbody> </table>      | PPG | RPG | APG  | SPG | BPG | MPG | 3.5  | 2.5 | 0.4 | 0.3 | 1.2 | 15.8 | <p><b>NOTES:</b> Made five starts this season...Scored eight points in win at USC... Played 19 minutes vs. Winthrop in season opener, had six points, six rebounds and two blocks...Had three or more blocks in seven career games, including three against UNC Asheville.</p>     | <p><b>CAREER HIGHS</b><br/><b>Pts.</b> - 13, vs. Austin Peay (11/10/17)<br/><b>Rebs.</b> - 6, 2x, last at UF (12/30/17)<br/><b>Ast.</b> - 4 vs South Carolina (1/16/19)<br/><b>Min.</b> - 31, at UK (1/30/18)</p>                |
| PPG  | RPG   | APG   | SPG | BPG | MPG  |     |     |     |      |     |     |     |     |      |  |  |
| 3.5  | 2.5   | 0.4   | 0.3 | 1.2 | 15.8 |     |     |     |      |     |     |     |     |      |  |  |
| 24   |  | <p><b>AARON NESMITH</b><br/>F ★ 6-8 ★ 213 ★ Fr. ★ Charleston, S.C.</p> <table border="1"> <thead> <tr> <th>PPG</th> <th>RPG</th> <th>APG</th> <th>SPG</th> <th>BPG</th> <th>MPG</th> </tr> </thead> <tbody> <tr> <td>10.9</td> <td>5.7</td> <td>1.4</td> <td>0.7</td> <td>0.6</td> <td>28.0</td> </tr> </tbody> </table>      | PPG | RPG | APG  | SPG | BPG | MPG | 10.9 | 5.7 | 1.4 | 0.7 | 0.6 | 28.0 | <p><b>NOTES:</b> Started last 11 games...Set new career high with 26 points at Florida...Posted 24 points vs. Tenn...Leads team in scoring in SEC play...Named the S.C. Gatorade Player of the Year as a senior...Scored over 2,000 career points at Porter Gaud High School.</p>  | <p><b>CAREER HIGHS</b><br/><b>Pts.</b> - 26, at UF (2/13/19)<br/><b>Rebs.</b> - 13, vs Savannah State (11/27/18)<br/><b>Ast.</b> - 4, at USC (11/11/18)<br/><b>Min.</b> - 42, vs UT (1/23/19)</p>                                |
| PPG  | RPG   | APG   | SPG | BPG | MPG  |     |     |     |      |     |     |     |     |      |  |  |
| 10.9 | 5.7   | 1.4   | 0.7 | 0.6 | 28.0 |     |     |     |      |     |     |     |     |      |  |  |
| 32   |  | <p><b>MATT RYAN</b><br/>F ★ 6-8 ★ 209 ★ Jr. ★ Cortlandt Manor, N.Y.</p> <table border="1"> <thead> <tr> <th>PPG</th> <th>RPG</th> <th>APG</th> <th>SPG</th> <th>BPG</th> <th>MPG</th> </tr> </thead> <tbody> <tr> <td>9.0</td> <td>2.8</td> <td>1.0</td> <td>0.1</td> <td>0.1</td> <td>24.1</td> </tr> </tbody> </table>      | PPG | RPG | APG  | SPG | BPG | MPG | 9.0  | 2.8 | 1.0 | 0.1 | 0.1 | 24.1 | <p><b>NOTES:</b> Transfer from Notre Dame who transferred after 2016-17 season...Scored season-high 19 points vs. UNC Asheville...Scored in double figures in eight games this year...While at ND, the team advanced to the 2nd round (2017) and the Elite Eight (2016).</p>       | <p><b>CAREER HIGHS</b><br/><b>Pts.</b> - 23, vs. Chicago St. (11/26/16)<br/><b>Rebs.</b> - 7, 2x last vs. Liberty (11/19/18)<br/><b>Ast.</b> - 4, vs. Alcorn St. (11/16/18)<br/><b>Min.</b> - 35, vs. Georgia Tech (1/13/16)</p> |
| PPG  | RPG   | APG   | SPG | BPG | MPG  |     |     |     |      |     |     |     |     |      |  |  |
| 9.0  | 2.8   | 1.0   | 0.1 | 0.1 | 24.1 |     |     |     |      |     |     |     |     |      |  |  |

## Ibas

Henry  
Gene  
Moe  
Clarence

1,630  
Wins

## Suttons

Eddie  
Scott  
Sean

1,171  
Wins

## Drews

Homer  
Scott  
Bryce

1,135  
Wins

# All-Time Winningest Collegiate Coaching Families

The Drew family is now third on the all-time winningest collegiate coaching family in college basketball history with 1,135 wins.

### Homer Drew - 640

(Bethel College - 252; IU-South Bend - 17; Valparaiso - 371)

### Scott Drew - 331

(Valparaiso - 20; Baylor - 311)

### Bryce Drew - 164

(Valparaiso - 124; Vanderbilt -39)

## VU Staff Can Score

The Vanderbilt men's basketball staff has combined to score a total of 5,486 collegiate points, with head coach Bryce Drew leading the way with 2,142 points. Here's a breakdown of the staff's scoring totals.

|   |       |
|---|-------|
| Head Coach Bryce Drew, Valparaiso             | 2,142 |
| Asst. Coach Casey Shaw, Toledo                | 1,562 |
| Assoc. Head Coach Roger Powell, Jr., Illinois | 1,178 |
| Asst. Coach Jake Diebler, Valparaiso          | 586   |

**Total 5,488**

## Garland Superlatives

Most Points by Freshman in Debut, SEC Since 2010-11

|                           |           |                        |
|---------------------------|-----------|------------------------|
| Tremont Waters, LSU       | 27        | 11/10/17 vs. Alcorn    |
| Terrence Jones, UK        | 25        | 11/12/10 vs. EastTn    |
| <b>Darius Garland, VU</b> | <b>24</b> | <b>11/6/18 vs. Win</b> |
| Keldon Johnson, UK        | 23        | 11/6/18 vs. Duke       |
| Frankie Hughes, Mizzou    | 23        | 11/13/16 vs. AlaA&M    |
| Julius Randle, UK         | 23        | 11/8/13 vs. NC-Ash     |
| Anthony Davis, UK         | 23        | 11/11/11 vs. Marist    |

## ABOUT AUBURN

### QUICK FACTS

**Location** ..... Auburn, Ala.  
**Founded** ..... 1856  
**Conference** ..... SEC  
**Enrollment** ..... 25,469  
**Nickname** ..... Tigers  
**Colors** ..... Burnt Orange and Navy Blue  
**Home Arena** ..... Auburn Arena (9,121)  
**President** ..... Dr. Jay Gogue  
**Athletics Director** ..... Allen Greene

### Basketball Staff

**Head Coach** ..... Bruce Pearl  
**Record Overall** ..... 548-215 (24)  
**Record at Auburn** ..... 86-70 (5)  
**Assistant Coaches** ..... Ira Bowman, Wes Flanigan,  
 ..... Steven Pearl

★ Auburn enters the game with a 16-8 overall record and a 5-6 record in SEC play.

★ Bryce Brown leads a trio of Tiger players in double figures for the season with 16.3 points per game. Jared Harper (15.4) and Chuma Okeke (11.1) also average double figures.

★ Saturday's meeting will be the 142nd all time in the series and the only meeting between the two schools this season.

★ Auburn ended a 13-game losing streak to the Commodores a year ago at Auburn Arena. Vanderbilt has won 13 of the last 14 in the series and the last nine at Memorial Gym.

## Three Commodores on

### NBA Rosters

Former Commodores John Jenkins, Damian Jones and Luke Kornet are currently on active NBA rosters. Jones averaged 17.1 minutes and 5.4 points per game with the Golden State Warriors this season before being sidelined with a torn left pectoral muscle. He has won two championships with the team in his three seasons in the Bay Area. Kornet plays with the New York Knicks and is averaging 15.4 minutes and 7.2 points per game in 26 games and 10 starts. Jenkins is currently with the Knicks on a 10-day contract. He's played in six games with New York and averaged 4.5 ppg.

## Three Freshman - 20+ Points

The Commodores are one of only 10 programs (Duke, UNC Asheville, Pittsburgh, Georgetown, Kansas, Kentucky, Mount St. Mary's, Rice, and UTEP) in the nation to have three separate freshman score 20 points or more in a game (Darius Garland, Aaron Nesmith, Simisola Shittu)

### STAT COMPARISON

|                    | VU   |      | AU   |      |
|--------------------|------|------|------|------|
|                    | All  | SEC  | All  | SEC  |
| Record             | 9-15 | 0-11 | 16-8 | 5-6  |
| Scoring Offense    | 72.9 | 63.5 | 82.4 | 79.2 |
| Scoring Defense    | 73.2 | 75.3 | 68.5 | 73.3 |
| FG%                | .437 | .401 | .456 | .448 |
| FG% Defense        | .427 | .453 | .424 | .438 |
| 3FG%               | .332 | .321 | .373 | .403 |
| 3FG% Defense       | .329 | .344 | .350 | .351 |
| Free Throw %       | .684 | .630 | .699 | .728 |
| Rebounding         | 36.0 | 31.3 | 37.2 | 34.8 |
| Rebounding Margin  | +0.5 | -4.9 | +2.7 | -0.6 |
| Turnovers/game     | 13.8 | 13.8 | 12.0 | 13.2 |
| Opponent Turnovers | 11.6 | 10.9 | 15.4 | 15.3 |
| Steals             | 4.8  | 4.5  | 9.1  | 7.5  |
| Blocks             | 4.1  | 3.2  | 5.3  | 4.2  |

## Underclassmen Leading Way

Sophomore Saben Lee and freshmen Simisola Shittu and Aaron Nesmith are the Commodores' leading scorers for the season.

Departed freshman Darius Garland also averaged 16.4 points per game before a knee injury derailed his season five games into the season.

## 3-Point U

The Commodores are one of only three schools (UNLV and Princeton) to have made a three-point basket in every game since the inception of the three-point line in the 1986-87 season.

With a made three against Auburn, Vanderbilt will move to 1,056 consecutive games with a three-pointer.

## Replacing Three 1,000 Point Scorers

Matthew Fisher-Davis, Riley LaChance and Jeff Roberson each departed Vanderbilt in 2018 as 1,000-point scorers. Each were four-year players for the Commodores who advanced to the postseason on three different occasions (2015 NIT, 2016 and 2017 NCAA Tournaments). There has been only one other class of Vanderbilt players to have three 1,000-point scorers - the vaunted "F Troop" - Butch Feher, Joe Ford and Jeff Fosnes in 1976. Roberson and Fisher-Davis are now playing in the NBA G League, while LaChance has taken his talents to play professionally in Poland.

## Against the SEC

An inaugural member of the SEC, Vanderbilt has a career 716-719 record against current members of the SEC.

# Last Time Out

## Box Score vs. Florida



Official Basketball Box Score -- Game Totals -- Final Statistics  
**Vanderbilt vs Florida**  
 2/13/19 9 p.m. at Exactech Arena - Gainesville, Fla.



**Vanderbilt 57 • 9-15, 0-11 SEC**

| ##     | Player           | Total  |        |        | 3-Ptr  |        |        | Rebounds |     |     | PF | TP | A | TO | Blk | Stl | Min |
|--------|------------------|--------|--------|--------|--------|--------|--------|----------|-----|-----|----|----|---|----|-----|-----|-----|
|        |                  | FG-FGA | FG-FGA | FT-FTA | FG-FGA | FG-FGA | FT-FTA | Off      | Def | Tot |    |    |   |    |     |     |     |
| 15     | BROWN, Clevon    | f      | 2-6    | 0-0    | 2-2    | 1      | 1      | 2        | 3   | 6   | 0  | 0  | 1 | 0  | 26  |     |     |
| 24     | NESMITH, Aaron   | f      | 6-13   | 2-6    | 12-15  | 2      | 7      | 9        | 4   | 26  | 2  | 4  | 1 | 3  | 37  |     |     |
| 32     | RYAN, Matt       | f      | 3-11   | 3-11   | 0-0    | 1      | 4      | 5        | 4   | 9   | 1  | 4  | 0 | 0  | 29  |     |     |
| 11     | SHITTU, Simisola | c      | 2-5    | 0-0    | 1-2    | 1      | 5      | 6        | 4   | 5   | 0  | 2  | 0 | 2  | 20  |     |     |
| 00     | LEE, Saben       | g      | 2-7    | 0-3    | 0-0    | 0      | 4      | 4        | 3   | 4   | 3  | 5  | 0 | 1  | 37  |     |     |
| 01     | WETZELL, Yanni   |        | 1-2    | 0-0    | 0-0    | 1      | 1      | 2        | 3   | 2   | 1  | 0  | 0 | 0  | 12  |     |     |
| 02     | TOYE, Joe        |        | 1-4    | 0-3    | 0-0    | 2      | 2      | 4        | 2   | 2   | 1  | 2  | 0 | 0  | 28  |     |     |
| 03     | EVANS, Maxwell   |        | 1-1    | 0-0    | 1-2    | 0      | 0      | 0        | 3   | 0   | 1  | 0  | 0 | 0  | 4   |     |     |
| 13     | MOYER, Matthew   |        | 0-2    | 0-1    | 0-0    | 1      | 0      | 1        | 1   | 0   | 1  | 1  | 0 | 0  | 7   |     |     |
| Team   |                  |        |        |        |        | 2      | 3      | 5        |     |     |    |    |   |    |     |     |     |
| Totals |                  |        | 18-51  | 5-24   | 16-21  | 11     | 27     | 38       | 24  | 57  | 9  | 19 | 2 | 6  | 200 |     |     |

FG % 1st Half: 11-25 44.0% 2nd half: 7-26 26.9% Game: 18-51 35.3% Deadball Rebounds 2  
 3FG % 1st Half: 4-11 36.4% 2nd half: 1-13 7.7% Game: 5-24 20.8%  
 FT % 1st Half: 7-9 77.8% 2nd half: 9-12 75.0% Game: 16-21 76.2%

**Florida 66 • 13-11, 5-6 SEC**

| ##     | Player             | Total  |        |        | 3-Ptr  |        |        | Rebounds |     |     | PF | TP | A | TO | Blk | Stl | Min |
|--------|--------------------|--------|--------|--------|--------|--------|--------|----------|-----|-----|----|----|---|----|-----|-----|-----|
|        |                    | FG-FGA | FG-FGA | FT-FTA | FG-FGA | FG-FGA | FT-FTA | Off      | Def | Tot |    |    |   |    |     |     |     |
| 11     | Johnson, Keyontae  | f      | 4-12   | 1-1    | 6-6    | 4      | 5      | 9        | 3   | 15  | 0  | 1  | 0 | 1  | 31  |     |     |
| 13     | Hayes, Kevarrius   | c      | 1-2    | 0-0    | 2-3    | 1      | 3      | 4        | 4   | 4   | 0  | 1  | 1 | 3  | 13  |     |     |
| 02     | Nembhard, Andrew   | g      | 4-5    | 1-2    | 0-0    | 0      | 3      | 3        | 4   | 9   | 1  | 2  | 0 | 0  | 16  |     |     |
| 05     | Allen, KeVaughn    | g      | 1-9    | 0-4    | 4-4    | 0      | 6      | 6        | 1   | 6   | 0  | 3  | 0 | 1  | 34  |     |     |
| 10     | Locke, Noah        | g      | 1-10   | 1-9    | 0-0    | 2      | 4      | 6        | 2   | 3   | 1  | 0  | 0 | 1  | 32  |     |     |
| 00     | Okauru, Mike       |        | 1-3    | 1-3    | 2-3    | 0      | 2      | 2        | 1   | 5   | 1  | 0  | 0 | 1  | 13  |     |     |
| 03     | Hudson, Jalen      |        | 2-7    | 0-1    | 6-8    | 0      | 1      | 1        | 2   | 10  | 1  | 1  | 0 | 3  | 28  |     |     |
| 15     | Stokes, Isaiah     |        | 3-5    | 0-0    | 2-2    | 2      | 0      | 2        | 1   | 8   | 0  | 0  | 1 | 0  | 9   |     |     |
| 21     | Bassett, Dontay    |        | 1-2    | 0-0    | 1-2    | 2      | 1      | 3        | 2   | 3   | 0  | 2  | 1 | 2  | 18  |     |     |
| 24     | Ballard, Deaundrae |        | 1-2    | 1-2    | 0-0    | 1      | 0      | 1        | 2   | 3   | 0  | 2  | 0 | 0  | 6   |     |     |
| Team   |                    |        |        |        |        | 2      | 0      | 2        |     |     |    |    |   |    |     |     |     |
| Totals |                    |        | 19-57  | 5-22   | 23-28  | 14     | 25     | 39       | 22  | 66  | 4  | 12 | 3 | 12 | 200 |     |     |

FG % 1st Half: 12-34 35.3% 2nd half: 7-23 30.4% Game: 19-57 33.3% Deadball Rebounds 2  
 3FG % 1st Half: 2-13 15.4% 2nd half: 3-9 33.3% Game: 5-22 22.7%  
 FT % 1st Half: 5-8 62.5% 2nd half: 18-20 90.0% Game: 23-28 82.1%

Officials: Doug Shows, Darron George, Owen Shortt  
 Technical fouls: Vanderbilt-None. Florida-None.  
 Attendance: 9007

| Score by periods | 1st | 2nd | Total |
|------------------|-----|-----|-------|
| Vanderbilt       | 33  | 24  | 57    |
| Florida          | 31  | 35  | 66    |

| Points | In Paint | Off T/O | 2nd Chance | Fast Break | Bench |
|--------|----------|---------|------------|------------|-------|
| VU     | 26       | 10      | 7          | 2          | 7     |
| UF     | 22       | 26      | 16         | 2          | 29    |

Last FG - VU 2nd-00:53, UF 2nd-01:30.  
 Largest lead - VU by 5 1st-01:56, UF by 11 1st-08:54.  
 VU led for 04:24. UF led for 34:31. Game was tied for 01:05.

Score tied - 3 times.  
 Lead changed - 5 times.

## Recap

GAINESVILLE, Fla. (AP) - Vanderbilt freshman Aaron Nesmith scored a career-high 26 points, but it was not enough, as Florida came away with a 66-57 victory Wednesday.

Freshman Keyontae Johnson had 15 points and came up with a big steal in the closing minutes to propel Florida to the win.

With Florida holding a slim 57-52 lead, Johnson intercepted a pass from Matt Ryan with 2:05 remaining. Johnson was immediately fouled and made both free throws, putting the Gators up 59-52.

A turn-around jumper from KeVaughn Allen extended Florida's lead to 61-52 with 1:30 left and the Gators (13-11, 5-6 SEC) held on to snap a three-game losing streak.

Aaron Nesmith led Vanderbilt (9-15, 0-11 SEC) with 26 points. But it wasn't enough for the Commodores to avoid their 12th straight loss. Vanderbilt led 33-31 at the break but was unable to carry that momentum into the second half, shooting just 26.9 percent from the field and 7.7 percent (1 of 13) from 3-point range after halftime.

Florida led by as many as 10 points in the first half, going up 22-12 on a layup by Isaiah Stokes. But Vanderbilt answered with a 10-0 run, tying the score on Matt Ryan's third 3-pointer of the first half.

Vanderbilt went up 30-25 on a four-point play by Nesmith with 1:56 remaining. But a pair of inside baskets from Stokes, including a putback with a second remaining, allowed Florida to pull within two at halftime.

The Gators battled through foul trouble for much of the first half, with starters Kevarrius Hayes and Andrew Nembhard sitting long stretches after each picked up two first-half fouls.



2018-19 Box Scores



Official Basketball Box Score - Game Totals - Final Statistics  
**Winthrop vs Vanderbilt**  
 11/06/18 8:30 p.m. at Nashville, Tenn. (Memorial Gym)



**Winthrop 79 • 0-1**

| ##            | Player           | Total  |              | 3-Ptr       |              | Rebounds  |           | PF        | TP        | A         | TO        | Blk       | Stl      | Min      |            |
|---------------|------------------|--------|--------------|-------------|--------------|-----------|-----------|-----------|-----------|-----------|-----------|-----------|----------|----------|------------|
|               |                  | FG-FGA | FG-FGA       | FT-FTA      | FT-FTA       | Off       | Def       |           |           |           |           |           |          |          | Tot        |
| 03            | ANUMBA, Micheal  | f      | 2-6          | 0-2         | 0-0          | 1         | 1         | 2         | 2         | 4         | 1         | 1         | 0        | 0        | 20         |
| 25            | FERGUSON, Josh   | f      | 4-12         | 1-5         | 5-5          | 3         | 6         | 9         | 4         | 14        | 3         | 1         | 0        | 0        | 36         |
| 00            | SMITH, Nyck      | g      | 7-17         | 2-5         | 5-10         | 1         | 4         | 5         | 2         | 21        | 2         | 2         | 0        | 0        | 33         |
| 13            | BROMAN, Bjorn    | g      | 2-5          | 1-4         | 0-0          | 1         | 5         | 6         | 2         | 5         | 0         | 1         | 0        | 2        | 30         |
| 21            | ZUNIC, Kyle      | g      | 2-6          | 0-2         | 3-4          | 0         | 4         | 4         | 0         | 7         | 0         | 1         | 0        | 1        | 18         |
| 11            | FALDEN, Charles  | g      | 3-6          | 1-2         | 1-1          | 1         | 2         | 3         | 0         | 8         | 1         | 1         | 0        | 0        | 21         |
| 14            | PICKETT, Adam    | g      | 6-13         | 0-4         | 1-2          | 2         | 4         | 6         | 4         | 13        | 3         | 5         | 0        | 1        | 28         |
| 15            | UKAEBU, Jermaine | g      | 3-3          | 0-0         | 1-2          | 2         | 1         | 3         | 4         | 7         | 0         | 1         | 0        | 0        | 14         |
|               | <b>Team</b>      |        |              |             |              | 2         | 1         | 3         | 1         |           |           |           |          |          |            |
| <b>Totals</b> |                  |        | <b>29-68</b> | <b>5-24</b> | <b>16-24</b> | <b>13</b> | <b>28</b> | <b>41</b> | <b>19</b> | <b>79</b> | <b>10</b> | <b>13</b> | <b>0</b> | <b>4</b> | <b>200</b> |

FG % 1st Half: 17-35 48.6% 2nd half: 12-33 36.4% Game: 29-68 42.6% Deadball Rebounds 4  
 3FG % 1st Half: 3-15 22.2% 2nd half: 3-15 20.0% Game: 5-24 20.8%  
 FT % 1st Half: 4-5 80.0% 2nd half: 12-19 63.2% Game: 16-24 66.7%

**Vanderbilt 92 • 1-0**

| ##            | Player           | Total  |              | 3-Ptr        |              | Rebounds |           | PF        | TP        | A         | TO        | Blk       | Stl      | Min      |            |
|---------------|------------------|--------|--------------|--------------|--------------|----------|-----------|-----------|-----------|-----------|-----------|-----------|----------|----------|------------|
|               |                  | FG-FGA | FG-FGA       | FT-FTA       | FT-FTA       | Off      | Def       |           |           |           |           |           |          |          | Tot        |
| 11            | SHITTU, Simisola | f      | 6-12         | 0-1          | 6-9          | 0        | 10        | 10        | 3         | 18        | 1         | 1         | 2        | 2        | 32         |
| 32            | RYAN, Matt       | f      | 5-12         | 4-11         | 2-3          | 0        | 2         | 2         | 2         | 16        | 1         | 0         | 1        | 0        | 30         |
| 00            | LEE, Saben       | g      | 6-8          | 0-1          | 0-0          | 0        | 6         | 6         | 4         | 12        | 5         | 2         | 0        | 0        | 30         |
| 02            | TOYE, Joseph     | g      | 4-7          | 2-5          | 2-2          | 1        | 5         | 6         | 3         | 12        | 3         | 0         | 0        | 0        | 29         |
| 10            | GARLAND, Darius  | g      | 9-15         | 3-7          | 3-5          | 0        | 3         | 3         | 1         | 24        | 4         | 2         | 2        | 2        | 36         |
| 01            | WETZELL, Yanni   | g      | 0-0          | 0-0          | 0-0          | 0        | 0         | 0         | 0         | 0         | 0         | 2         | 0        | 0        | 4          |
| 03            | EVANS, Maxwell   | g      | 0-0          | 0-0          | 0-0          | 0        | 0         | 0         | 0         | 0         | 0         | 0         | 0        | 0        | 3          |
| 15            | BROWN, Clevon    | g      | 3-5          | 0-1          | 0-0          | 4        | 2         | 6         | 3         | 6         | 0         | 2         | 2        | 0        | 19         |
| 24            | NESMITH, Aaron   | g      | 1-4          | 1-4          | 1-1          | 0        | 2         | 2         | 2         | 4         | 1         | 2         | 0        | 0        | 17         |
|               | <b>Team</b>      |        |              |              |              | 0        | 0         | 0         |           |           |           |           |          |          |            |
| <b>Totals</b> |                  |        | <b>34-63</b> | <b>10-30</b> | <b>14-20</b> | <b>5</b> | <b>30</b> | <b>35</b> | <b>19</b> | <b>92</b> | <b>15</b> | <b>11</b> | <b>7</b> | <b>4</b> | <b>200</b> |

FG % 1st Half: 20-35 57.1% 2nd half: 14-28 50.0% Game: 34-63 54.0% Deadball Rebounds 2  
 3FG % 1st Half: 4-14 28.6% 2nd half: 6-16 37.5% Game: 10-30 33.3%  
 FT % 1st Half: 3-5 60.0% 2nd half: 11-15 73.3% Game: 14-20 70.0%

Officials: Jason Baker, K.B. Burdett Jr., Hunter Allen  
 Technical fouls: Winthrop-TEAM, Vanderbilt-None.  
 Attendance: 8387

| Score by periods | 1st | 2nd | Total |
|------------------|-----|-----|-------|
| Winthrop         | 40  | 39  | 79    |
| Vanderbilt       | 47  | 45  | 92    |

Last FG - WINTHROP 2nd-03:06, VU 2nd-03:22.  
 Largest lead - WINTHROP by 9 1st-10:26, VU by 16 2nd-07:48.  
 WINTHROP led for 08:29. VU led for 28:03. Game was tied for 03:28.

|          | In    | Off | 2nd    | Fast  | Bench |
|----------|-------|-----|--------|-------|-------|
| Points   | Paint | T/O | Chance | Break |       |
| WINTHROP | 42    | 15  | 6      | 4     | 28    |
| VU       | 40    | 15  | 4      | 11    | 10    |

Score tied - 4 times.  
 Lead changed - 3 times.



Official Basketball Box Score - Game Totals - Final Statistics  
**Vanderbilt vs Southern California**  
 11/11/18 6:00 pm at



**Vanderbilt 82 • 2-0**

| ##            | Player           | Total  |              | 3-Ptr       |              | Rebounds  |           | PF        | TP        | A         | TO        | Blk       | Stl      | Min      |            |
|---------------|------------------|--------|--------------|-------------|--------------|-----------|-----------|-----------|-----------|-----------|-----------|-----------|----------|----------|------------|
|               |                  | FG-FGA | FG-FGA       | FT-FTA      | FT-FTA       | Off       | Def       |           |           |           |           |           |          |          | Tot        |
| 02            | TOYE, Joe        | f      | 4-10         | 3-5         | 5-6          | 3         | 6         | 9         | 0         | 16        | 1         | 1         | 0        | 1        | 31         |
| 11            | SHITTU, Simisola | f      | 5-12         | 0-0         | 4-7          | 8         | 7         | 15        | 5         | 14        | 3         | 3         | 0        | 3        | 26         |
| 32            | RYAN, Matt       | f      | 1-6          | 1-4         | 1-2          | 0         | 5         | 5         | 2         | 4         | 2         | 1         | 0        | 0        | 27         |
| 00            | LEE, Saben       | g      | 3-13         | 0-4         | 3-3          | 1         | 1         | 2         | 3         | 9         | 3         | 2         | 0        | 1        | 30         |
| 10            | GARLAND, Darius  | g      | 6-14         | 3-5         | 4-4          | 1         | 4         | 5         | 4         | 19        | 1         | 6         | 0        | 1        | 36         |
| 01            | WETZELL, Yanni   | g      | 1-1          | 0-0         | 0-2          | 0         | 1         | 1         | 2         | 2         | 0         | 1         | 0        | 0        | 7          |
| 03            | EVANS, Maxwell   | g      | 0-1          | 0-1         | 0-0          | 0         | 0         | 0         | 0         | 0         | 0         | 0         | 0        | 0        | 3          |
| 15            | BROWN, Clevon    | g      | 4-8          | 0-2         | 0-3          | 2         | 2         | 4         | 2         | 8         | 0         | 0         | 1        | 1        | 18         |
| 24            | NESMITH, Aaron   | g      | 3-6          | 2-5         | 2-2          | 1         | 3         | 4         | 2         | 10        | 4         | 0         | 0        | 0        | 21         |
|               | <b>Team</b>      |        |              |             |              | 3         | 1         | 4         |           |           |           |           |          |          |            |
| <b>Totals</b> |                  |        | <b>27-71</b> | <b>9-26</b> | <b>19-30</b> | <b>19</b> | <b>30</b> | <b>49</b> | <b>20</b> | <b>82</b> | <b>14</b> | <b>14</b> | <b>1</b> | <b>7</b> | <b>199</b> |

FG % 1st Half: 16-44 36.4% 2nd half: 11-27 40.7% Game: 27-71 38.0% Deadball Rebounds 5.3  
 3FG % 1st Half: 6-18 33.3% 2nd half: 3-8 37.5% Game: 9-29 34.6%  
 FT % 1st Half: 4-10 40.0% 2nd half: 15-20 75.0% Game: 19-30 63.3%

**Southern California 78 • 1-1**

| ##            | Player           | Total  |              | 3-Ptr       |              | Rebounds  |           | PF        | TP        | A         | TO       | Blk       | Stl      | Min      |            |
|---------------|------------------|--------|--------------|-------------|--------------|-----------|-----------|-----------|-----------|-----------|----------|-----------|----------|----------|------------|
|               |                  | FG-FGA | FG-FGA       | FT-FTA      | FT-FTA       | Off       | Def       |           |           |           |          |           |          |          | Tot        |
| 01            | Jordan Usher     | f      | 5-16         | 2-5         | 0-0          | 3         | 2         | 5         | 5         | 12        | 2        | 0         | 1        | 0        | 22         |
| 31            | Nick Rakocevic   | f      | 8-16         | 0-0         | 3-6          | 9         | 9         | 18        | 4         | 19        | 0        | 3         | 2        | 39       |            |
| 00            | Shaqqan Aaron    | g      | 3-10         | 0-2         | 1-2          | 2         | 7         | 9         | 1         | 7         | 1        | 2         | 0        | 3        | 35         |
| 02            | Jonah Mathews    | g      | 4-12         | 1-6         | 0-0          | 1         | 4         | 5         | 0         | 9         | 2        | 2         | 0        | 2        | 40-        |
| 05            | Derryck Thornton | g      | 7-17         | 0-2         | 3-5          | 2         | 1         | 3         | 5         | 17        | 2        | 1         | 0        | 0        | 33         |
| 04            | Kevin Porter Jr. | g      | 5-9          | 1-3         | 3-5          | 1         | 3         | 4         | 5         | 14        | 2        | 2         | 2        | 23       |            |
| 12            | Devin Fleming    | g      | 0-0          | 0-0         | 0-0          | 0         | 0         | 0         | 1         | 0         | 0        | 0         | 0        | 0        | +4         |
| 33            | J'Raun Brooks    | g      | 0-1          | 0-1         | 0-0          | 0         | 0         | 0         | 0         | 2         | 0        | 0         | 0        | 0        | 7          |
| 34            | Victor Uyaelunmo | g      | 0-0          | 0-0         | 0-0          | 0         | 0         | 0         | 0         | 3         | 0        | 1         | 0        | 0        | 1          |
|               | <b>Team</b>      |        |              |             |              | 3         | 0         | 3         |           |           |          |           |          |          |            |
| <b>Totals</b> |                  |        | <b>32-81</b> | <b>4-19</b> | <b>10-18</b> | <b>21</b> | <b>26</b> | <b>47</b> | <b>26</b> | <b>78</b> | <b>9</b> | <b>11</b> | <b>5</b> | <b>8</b> | <b>200</b> |

FG % 1st Half: 14-36 38.9% 2nd half: 18-45 40.0% Game: 32-81 39.5% Deadball Rebounds 3.5  
 3FG % 1st Half: 3-10 30.0% 2nd half: 1-9 11.1% Game: 4-19 21.1%  
 FT % 1st Half: 5-9 55.6% 2nd half: 5-9 55.6% Game: 10-18 55.6%

Officials:  
 Technical fouls: Vanderbilt-None, Southern California-None.  
 Attendance: 3804  
 2018-19 Men's Basketball. Round: 0. Southern California vs Vanderbilt. Played

| Score by periods    | 1st | 2nd | Total |
|---------------------|-----|-----|-------|
| Vanderbilt          | 42  | 40  | 82    |
| Southern California | 36  | 42  | 78    |

|        | In    | Off | 2nd    | Fast  | Bench |
|--------|-------|-----|--------|-------|-------|
| Points | Paint | T/O | Chance | Break |       |
| VU     | 36    | 9   | 22     | 16    | 20    |
| USC    | 42    | 5   | 17     | 13    | 14    |

Last FG - VU 2nd-01:03, USC 2nd-00:02.  
 Largest lead - VU by 10 1st-01:02, USC by 2 1st-19:03.  
 VU led for 30:56. USC led for 05:42. Game was tied for 03:22.

Score tied - 5 times.  
 Lead changed - 11 times.



Official Basketball Box Score - Game Totals - Final Statistics  
**Alcorn State vs Vanderbilt**  
 11/16/18 7:00 p.m. at Nashville, Tenn. (Memorial Gym)



**Alcorn State 54 • 1-2**

| ##            | Player               | Total  |              | 3-Ptr       |            | Rebounds  |           | PF        | TP        | A         | TO       | Blk       | Stl      | Min      |            |
|---------------|----------------------|--------|--------------|-------------|------------|-----------|-----------|-----------|-----------|-----------|----------|-----------|----------|----------|------------|
|               |                      | FG-FGA | FG-FGA       | FT-FTA      | FT-FTA     | Off       | Def       |           |           |           |          |           |          |          | Tot        |
| 12            | Andrews, Deshaw      | f      | 4-8          | 2-3         | 0-1        | 1         | 6         | 7         | 3         | 10        | 0        | 0         | 0        | 1        | 21         |
| 42            | Campbell, Alonzo     | c      | 1-1          | 0-0         | 0-0        | 1         | 0         | 1         | 3         | 2         | 0        | 0         | 0        | 0        | 9          |
| 00            | Crosby, Troymain     | g      | 3-11         | 0-1         | 5-6        | 0         | 3         | 3         | 0         | 11        | 1        | 2         | 0        | 2        | 28         |
| 05            | Allen, Khari Jabriel | g      | 3-11         | 3-8         | 0-0        | 0         | 1         | 1         | 2         | 9         | 1        | 1         | 0        | 1        | 29         |
| 11            | Howard, Maurice      | g      | 2-11         | 1-6         | 0-0        | 1         | 3         | 4         | 2         | 5         | 4        | 3         | 0        | 1        | 36         |
| 01            | Givens, Harold       | g      | 1-1          | 0-0         | 0-0        | 1         | 2         | 3         | 1         | 2         | 1        | 1         | 0        | 1        | 8          |
| 02            | Scott, Jael          | g      | 1-5          | 0-1         | 0-0        | 3         | 2         | 5         | 4         | 2         | 0        | 3         | 0        | 0        | 20         |
| 10            | Wilson, Kobe         | g      | 0-0          | 0-0         | 0-0        | 0         | 1         | 1         | 1         | 0         | 0        | 0         | 0        | 0        | 5          |
| 02            | Robinson             | g      | 0-0          | 0-0         | 0-0        | 0         | 0         | 0         | 0         | 0         | 0        | 0         | 0        | 0        | 2          |
| 23            | Smith, TyQuaylon     | g      | 0-1          | 0-0         | 0-0        | 0         | 0         | 0         | 0         | 0         | 0        | 0         | 0        | 0        | 3          |
| 24            | Johnson, Reginal     | g      | 3-9          | 0-3         | 0-0        | 1         | 1         | 2         | 2         | 6         | 0        | 2         | 0        | 1        | 14         |
| 33            | Brewer, Devon        | g      | 3-8          | 0-0         | 1-2        | 2         | 6         | 8         | 0         | 7         | 2        | 1         | 0        | 1        | 25         |
|               | <b>Team</b>          |        |              |             |            | 2         | 2         | 4         |           |           |          |           |          |          |            |
| <b>Totals</b> |                      |        | <b>21-66</b> | <b>6-22</b> | <b>6-9</b> | <b>12</b> | <b>27</b> | <b>39</b> | <b>18</b> | <b>54</b> | <b>9</b> | <b>14</b> | <b>0</b> | <b>8</b> | <b>200</b> |

FG % 1st Half: 11-35 31.4% 2nd half: 10-31 32.3% Game: 21-66 31.8% Deadball Rebounds 2  
 3FG % 1st Half: 4-13 30.8% 2nd half: 2-9 22.2% Game: 6-22 27.3%  
 FT % 1st Half: 3-4 75.0% 2nd half: 3-5 60.0% Game: 6-9 66.7%

**Vanderbilt 79 • 3-0**

| ## | Player | Total  |        | 3-Ptr  |        | Rebounds |     | PF | TP | A | TO | Blk | Stl | Min |
|----|--------|--------|--------|--------|--------|----------|-----|----|----|---|----|-----|-----|-----|
|    |        | FG-FGA | FG-FGA | FT-FTA | FT-FTA | Off      | Def |    |    |   |    |     |     |     |

2018-19 Box Scores



Official Basketball Box Score -- Game Totals -- Final Statistics  
**Kent State vs Vanderbilt**  
 11/23/18 4 p.m. at Nashville, Tenn. (Memorial Gym)



**Kent State 77 • 5-1**

| #  | Player              | Total  |        | 3-Ptr  |        | Rebounds |     |     | PF | TP | A  | TO | Blk | Stl | Min |
|----|---------------------|--------|--------|--------|--------|----------|-----|-----|----|----|----|----|-----|-----|-----|
|    |                     | FG-FGA | FG-FGA | FT-FTA | FT-FTA | Off      | Def | Tot |    |    |    |    |     |     |     |
| 25 | WHITTINGTON, Philip | f      | 0-2    | 0-0    | 0-4    | 2        | 4   | 6   | 5  | 0  | 1  | 0  | 2   | 0   | 18  |
| 00 | AVERY, Jalen        | g      | 6-13   | 4-8    | 2-2    | 0        | 1   | 1   | 1  | 18 | 2  | 0  | 0   | 1   | 39  |
| 01 | WILLIAMSON, CJ      | g      | 5-10   | 3-6    | 5-6    | 1        | 5   | 6   | 4  | 18 | 3  | 2  | 0   | 4   | 31  |
| 04 | WILLIAMS, Antonio   | g      | 2-5    | 0-0    | 4-4    | 0        | 3   | 3   | 4  | 8  | 2  | 1  | 1   | 2   | 29  |
| 12 | PETERSON, Mitch     | g      | 3-4    | 1-1    | 2-2    | 0        | 1   | 1   | 1  | 9  | 3  | 1  | 0   | 1   | 23  |
| 03 | DULING, BJ          | g      | 1-2    | 0-1    | 0-0    | 1        | 2   | 3   | 3  | 2  | 2  | 1  | 1   | 4   | 15  |
| 11 | HARRIS, Kain        | g      | 0-1    | 0-1    | 0-0    | 0        | 0   | 0   | 2  | 0  | 0  | 0  | 0   | 0   | 4   |
| 15 | ROBERTS, Anthony    | g      | 0-1    | 0-0    | 0-0    | 0        | 0   | 0   | 0  | 0  | 0  | 0  | 0   | 0   | 11  |
| 23 | WALKER, Jaylin      | g      | 8-18   | 4-7    | 2-2    | 0        | 4   | 4   | 0  | 22 | 2  | 2  | 1   | 1   | 30  |
|    | Team                |        |        |        |        | 0        | 0   | 0   |    |    |    |    |     |     |     |
|    | Totals              |        | 25-56  | 12-24  | 15-20  | 4        | 20  | 24  | 20 | 77 | 15 | 8  | 5   | 13  | 200 |

FG % 1st Half: 15-28 53.6% 2nd half: 10-28 35.7% Game: 25-56 44.6%  
 3FG % 1st Half: 9-15 60.0% 2nd half: 3-9 33.3% Game: 12-24 50.0%  
 FT % 1st Half: 2-2 100.0% 2nd half: 13-18 72.2% Game: 15-20 75.0%

**Vanderbilt 75 • 4-1**

| #  | Player           | Total  |        | 3-Ptr  |        | Rebounds |     |     | PF | TP | A  | TO | Blk | Stl | Min |
|----|------------------|--------|--------|--------|--------|----------|-----|-----|----|----|----|----|-----|-----|-----|
|    |                  | FG-FGA | FG-FGA | FT-FTA | FT-FTA | Off      | Def | Tot |    |    |    |    |     |     |     |
| 11 | SHITTU, Simisola | f      | 8-15   | 0-1    | 4-5    | 2        | 6   | 8   | 3  | 20 | 3  | 5  | 0   | 0   | 32  |
| 32 | RYAN, Matt       | f      | 3-5    | 2-4    | 0-0    | 1        | 4   | 5   | 0  | 8  | 2  | 0  | 0   | 0   | 31  |
| 00 | LEE, Saben       | g      | 4-10   | 1-4    | 4-8    | 1        | 4   | 5   | 3  | 13 | 5  | 6  | 0   | 1   | 29  |
| 02 | TOYE, Joe        | g      | 6-11   | 0-4    | 3-5    | 0        | 6   | 6   | 2  | 15 | 1  | 2  | 1   | 0   | 31  |
| 10 | GARLAND, Darius  | g      | 1-1    | 0-0    | 0-0    | 0        | 0   | 0   | 0  | 2  | 0  | 0  | 0   | 0   | 2   |
| 01 | WETZELL, Yanni   | g      | 1-1    | 0-0    | 0-0    | 1        | 1   | 2   | 2  | 2  | 0  | 1  | 0   | 0   | 11  |
| 03 | EVANS, Maxwell   | g      | 3-7    | 1-1    | 1-4    | 3        | 1   | 4   | 0  | 8  | 1  | 0  | 0   | 0   | 21  |
| 13 | MOYER, Matthew   | g      | 0-1    | 0-1    | 2-2    | 2        | 1   | 3   | 3  | 2  | 1  | 0  | 1   | 0   | 14  |
| 15 | BROWN, Clevon    | g      | 0-2    | 0-0    | 0-0    | 3        | 0   | 3   | 1  | 0  | 0  | 0  | 0   | 0   | 6   |
| 24 | NESMITH, Aaron   | g      | 1-5    | 1-3    | 2-3    | 1        | 5   | 6   | 4  | 5  | 2  | 1  | 0   | 1   | 23  |
|    | Team             |        |        |        |        | 1        | 1   | 2   |    |    |    |    |     |     |     |
|    | Totals           |        | 27-58  | 5-18   | 16-27  | 15       | 29  | 44  | 18 | 75 | 15 | 15 | 2   | 2   | 200 |

FG % 1st Half: 10-29 34.5% 2nd half: 17-29 58.6% Game: 27-58 46.6%  
 3FG % 1st Half: 2-9 22.2% 2nd half: 3-9 33.3% Game: 5-18 27.8%  
 FT % 1st Half: 12-17 70.6% 2nd half: 4-10 40.0% Game: 16-27 59.3%

Officials: Todd Austin, John Hampton, Hunter Allen  
 Technical fouls: Kent State-WILLIAMSON, CJ. Vanderbilt-None.  
 Attendance: 9061

| Score by periods | 1st | 2nd | Total |
|------------------|-----|-----|-------|
| Kent State       | 41  | 36  | 77    |
| Vanderbilt       | 34  | 41  | 75    |

Last FG - KENT 2nd-01:33, VU 2nd-00:03.  
 Largest lead - KENT by 13 1st-13:03, VU by 2 1st-19:43.  
 KENT led for 34:25. VU led for 00:57. Game was tied for 04:38.

Score tied - 4 times.  
 Lead changed - 5 times.



Official Basketball Box Score -- Game Totals -- Final Statistics  
**Savannah State vs Vanderbilt**  
 11/27/18 7 p.m. at Nashville, Tenn. (Memorial Gym)



**Savannah State 85 • 3-6**

| #  | Player           | Total  |        | 3-Ptr  |        | Rebounds |     |     | PF | TP | A  | TO | Blk | Stl | Min |
|----|------------------|--------|--------|--------|--------|----------|-----|-----|----|----|----|----|-----|-----|-----|
|    |                  | FG-FGA | FG-FGA | FT-FTA | FT-FTA | Off      | Def | Tot |    |    |    |    |     |     |     |
| 00 | HARPER, Tyrell   | f      | 2-7    | 1-4    | 0-0    | 0        | 0   | 0   | 4  | 5  | 1  | 5  | 0   | 5   | 21  |
| 04 | GRANT JR., John  | f      | 1-8    | 0-5    | 0-0    | 1        | 0   | 1   | 2  | 2  | 0  | 0  | 0   | 1   | 17  |
| 12 | SMITH, Jahlin    | f      | 4-10   | 1-5    | 2-4    | 1        | 4   | 5   | 0  | 11 | 1  | 2  | 0   | 0   | 22  |
| 03 | SELLERS, Zach    | g      | 4-13   | 3-7    | 0-0    | 1        | 0   | 1   | 2  | 11 | 3  | 3  | 0   | 2   | 31  |
| 11 | DOTSON, Jaquan   | g      | 5-9    | 5-9    | 2-2    | 0        | 2   | 2   | 3  | 17 | 1  | 0  | 0   | 1   | 35  |
| 01 | SMITH, Zaquanian | g      | 2-4    | 2-3    | 0-0    | 1        | 0   | 1   | 2  | 6  | 0  | 1  | 0   | 0   | 12  |
| 02 | JOSEPH, Collins  | g      | 8-10   | 3-5    | 2-3    | 2        | 1   | 3   | 0  | 21 | 5  | 2  | 0   | 0   | 22  |
| 05 | HANSEN, Romani   | g      | 0-5    | 0-2    | 3-4    | 2        | 3   | 5   | 4  | 3  | 3  | 0  | 2   | 3   | 18  |
| 10 | SAEED, Adam      | g      | 4-9    | 1-3    | 0-1    | 1        | 4   | 5   | 1  | 9  | 1  | 5  | 0   | 0   | 22  |
|    | Team             |        |        |        |        | 2        | 2   | 4   |    |    |    |    |     |     |     |
|    | Totals           |        | 30-75  | 16-43  | 9-14   | 11       | 16  | 27  | 18 | 85 | 15 | 19 | 2   | 12  | 200 |

FG % 1st Half: 14-36 38.9% 2nd half: 16-39 41.0% Game: 30-75 40.0%  
 3FG % 1st Half: 6-24 25.0% 2nd half: 10-19 52.6% Game: 16-43 37.2%  
 FT % 1st Half: 3-5 60.0% 2nd half: 6-9 66.7% Game: 9-14 64.3%

**Vanderbilt 120 • 5-1**

| #  | Player           | Total  |        | 3-Ptr  |        | Rebounds |     |     | PF | TP  | A  | TO | Blk | Stl | Min |    |
|----|------------------|--------|--------|--------|--------|----------|-----|-----|----|-----|----|----|-----|-----|-----|----|
|    |                  | FG-FGA | FG-FGA | FT-FTA | FT-FTA | Off      | Def | Tot |    |     |    |    |     |     |     |    |
| 11 | SHITTU, Simisola | f      | 6-7    | 0-1    | 5-6    | 1        | 2   | 3   | 2  | 17  | 5  | 5  | 0   | 0   | 19  |    |
| 15 | BROWN, Clevon    | f      | 1-2    | 0-0    | 2-2    | 0        | 1   | 1   | 0  | 4   | 0  | 0  | 0   | 4   | 1   | 20 |
| 32 | RYAN, Matt       | f      | 3-8    | 3-8    | 2-2    | 1        | 2   | 3   | 0  | 11  | 3  | 3  | 0   | 0   | 20  |    |
| 00 | LEE, Saben       | g      | 4-6    | 0-1    | 3-5    | 1        | 3   | 4   | 1  | 11  | 4  | 0  | 0   | 3   | 20  |    |
| 02 | TOYE, Joe        | g      | 5-6    | 3-3    | 0-0    | 0        | 2   | 2   | 3  | 13  | 1  | 0  | 1   | 1   | 13  |    |
| 01 | WETZELL, Yanni   | g      | 5-7    | 2-2    | 3-4    | 1        | 6   | 7   | 1  | 15  | 2  | 2  | 1   | 1   | 23  |    |
| 03 | EVANS, Maxwell   | g      | 6-9    | 2-4    | 2-2    | 1        | 3   | 4   | 1  | 16  | 3  | 3  | 1   | 0   | 26  |    |
| 13 | MOYER, Matthew   | g      | 4-9    | 2-5    | 0-0    | 3        | 3   | 6   | 0  | 10  | 5  | 2  | 1   | 0   | 24  |    |
| 14 | RICE, Isaiah     | g      | 0-0    | 0-0    | 0-0    | 0        | 0   | 0   | 0  | 0   | 0  | 1  | 0   | 0   | 3   |    |
| 24 | NESMITH, Aaron   | g      | 7-12   | 2-5    | 4-4    | 2        | 11  | 13  | 4  | 20  | 3  | 3  | 2   | 3   | 29  |    |
| 30 | HUNT, Mac        | g      | 1-1    | 1-1    | 0-0    | 0        | 0   | 0   | 0  | 3   | 1  | 0  | 0   | 0   | 3   |    |
|    | Team             |        |        |        |        | 2        | 4   | 6   |    |     |    |    |     |     |     |    |
|    | Totals           |        | 42-67  | 15-30  | 21-25  | 12       | 37  | 49  | 12 | 120 | 27 | 20 | 10  | 9   | 200 |    |

FG % 1st Half: 23-37 62.2% 2nd half: 19-30 63.3% Game: 42-67 62.7%  
 3FG % 1st Half: 6-15 40.0% 2nd half: 9-15 60.0% Game: 15-30 50.0%  
 FT % 1st Half: 13-17 76.5% 2nd half: 8-8 100.0% Game: 21-25 84.0%

Officials: Pat Adams, Brian Shey, Erroll Lewis  
 Technical fouls: Savannah State-None. Vanderbilt-None.  
 Attendance: 8271

| Score by periods | 1st | 2nd | Total |
|------------------|-----|-----|-------|
| Savannah State   | 37  | 48  | 85    |
| Vanderbilt       | 65  | 55  | 120   |

Last FG - SSUM 2nd-02:04, VU 2nd-00:31.  
 Largest lead - SSUM by 1 1st-16:32, VU by 43 2nd-04:53.  
 SSUM led for 00:23. VU led for 39:26. Game was tied for 00:11.

Score tied - 0 times.  
 Lead changed - 2 times.



Official Basketball Box Score -- Game Totals -- Final Statistics  
**Vanderbilt vs NC State**  
 12/01/18 5:00 PM at AmericanAirlines Arena, Miami, Fla.



**Vanderbilt 65 • 5-2**

| #  | Player           | Total  |        | 3-Ptr  |        | Rebounds |     |     | PF | TP | A | TO | Blk | Stl | Min |
|----|------------------|--------|--------|--------|--------|----------|-----|-----|----|----|---|----|-----|-----|-----|
|    |                  | FG-FGA | FG-FGA | FT-FTA | FT-FTA | Off      | Def | Tot |    |    |   |    |     |     |     |
| 11 | SHITTU, Simisola | f      | 6-12   | 0-2    | 3-5    | 2        | 4   | 6   | 3  | 15 | 2 | 3  | 3   | 1   | 33  |
| 15 | BROWN, Clevon    | f      | 2-2    | 0-0    | 0-2    | 1        | 1   | 2   | 3  | 4  | 2 | 1  | 1   | 1   | 16  |
| 32 | RYAN, Matt       | f      | 3-9    | 1-5    | 2-2    | 2        | 3   | 5   | 0  | 9  | 0 | 3  | 0   | 1   | 21  |
| 00 | LEE, Saben       | g      | 3-7    | 0-0    | 9-13   | 0        | 1   | 1   | 3  | 15 | 3 | 2  | 0   | 0   | 32  |
| 02 | TOYE, Joe        | g      | 0-6    | 0-4    | 1-2    | 0        | 1   | 1   | 2  | 1  | 0 | 0  | 1   | 0   | 26  |
| 01 | WETZELL, Yanni   | g      | 1-5    | 0-3    | 0-2    | 0        | 3   | 3   | 2  | 2  | 0 | 0  | 0   | 0   | 13  |
| 03 | EVANS, Maxwell   | g      | 4-7    | 1-3    | 1-2    | 2        | 1   | 3   | 3  | 10 | 1 | 2  | 0   | 0   | 20  |
| 13 | MOYER, Matthew   | g      | 0-2    | 0-1    | 0-0    | 2        | 2   | 4   | 1  | 0  | 0 | 0  | 1   | 0   | 14  |
| 24 | NESMITH, Aaron   | g      | 3-6    | 1-4    | 2-2    | 3        | 2   | 5   | 4  | 9  | 1 | 1  | 1   | 1   | 25  |
|    | Team             |        |        |        |        | 0        | 3   | 3   |    |    |   |    |     |     |     |
|    | Totals           |        | 22-56  | 3-22   | 18-30  | 12       | 21  | 33  | 21 | 65 | 9 | 12 | 7   | 4   | 200 |

FG % 1st Half: 12-27 44.4% 2nd half: 10-29 34.5% Game: 22-56 39.3%  
 3FG % 1st Half: 1-9 11.1% 2nd half: 2-13 15.4% Game: 3-22 13.6%  
 FT % 1st Half: 9-13 69.2% 2nd half: 9-17 52.9% Game: 18-30 60.0%

**NC State 80 • 7-1**

| #  | Player            | Total  |        | 3-Ptr  |        | Rebounds |     |     | PF | TP | A  | TO | Blk | Stl | Min |
|----|-------------------|--------|--------|--------|--------|----------|-----|-----|----|----|----|----|-----|-----|-----|
|    |                   | FG-FGA | FG-FGA | FT-FTA | FT-FTA | Off      | Def | Tot |    |    |    |    |     |     |     |
| 33 | WALKER, Wyatt     | f      | 2-2    | 0-0    | 0-0    | 1        | 3   | 4   | 5  | 4  | 1  | 2  | 0   | 0   | 18  |
| 02 | DORN, Torin       | g      | 4-8    | 0-1    | 2-3    | 1        | 6   | 7   | 2  | 10 | 0  | 2  | 0   | 0   | 32  |
| 10 | BEVERLY, Braxton  | g      | 1-7    | 1-3    | 1-2    | 0        | 3   | 3   | 2  | 4  | 3  | 1  | 0   | 0   | 30  |
| 11 | JOHNSON, Markell  | g      | 7-10   | 1-2    | 4-6    | 3        | 3   | 6   | 3  | 19 | 7  | 2  | 0   | 0   | 26  |
| 24 | DANIELS, Devon    | g      | 2-5    | 1-3    | 1-2    | 0        | 1   | 1   | 3  | 6  | 0  | 1  | 0   | 1   | 14  |
| 00 | FUNDERBURK, DJ    | g      | 5-10   | 0-1    | 6-7    | 3        | 2   | 5   | 4  | 16 | 1  | 1  | 0   | 1   | 22  |
| 04 | HELLEMS, Jericole | g      | 4-10   | 1-2    | 0-0    | 1        | 2   | 3   | 2  | 9  | 2  | 0  | 0   | 0   | 23  |
| 05 | LOCKETT, Eric     | g      | 0-0    | 0-0    | 0-0    | 0        | 0   | 0   | 0  | 0  | 0  | 0  | 0   | 0   | 7   |
| 13 | BYRCE, CJ         | g      | 4-11   | 1-3    | 0-0    | 1        | 5   | 6   | 1  | 9  | 2  | 2  | 0   | 0   | 24  |
| 15 | HARRIS, Blake     | g      | 1-1    | 0-0    | 1-2    | 0        | 1   | 1   | 2  | 3  | 0  | 1  | 0   | 1   | 4   |
|    | Team              |        |        |        |        | 7        | 3   | 10  |    |    |    |    |     |     |     |
|    | Totals            |        | 30-64  | 5-15   | 15-22  | 17       | 29  | 46  | 24 | 80 | 16 | 12 | 0   | 3   | 200 |

FG % 1st Half: 18-37 48.6% 2nd half: 12-27 44.4% Game: 30-64 46.9%  
 3FG % 1st Half: 1-5 20.0% 2nd half: 4-10 40.0% Game: 5-15 33.3%  
 FT % 1st Half: 9-12 75.0% 2nd half: 6-10 60.0% Game: 15-22 68.2%

Officials: Joe Lindsay, Steve Anderson, Vlad Tadal  
 Technical fouls: Vanderbilt-None. NC State-None.  
 Attendance: 5749  
 2018 Air Force Reserve HoopHall Invitational presented by Citi

| Score by periods | 1st | 2nd | Total |
|------------------|-----|-----|-------|
|------------------|-----|-----|-------|

# 2018-19 Box Scores



Official Basketball Box Score -- Game Totals -- Final Statistics  
**Arizona State vs Vanderbilt**  
12/17/18 6 p.m. at Nashville, Tenn. (Memorial Gym)



**Arizona State 65 • 8-2**

| #             | Player           | Total  |              | 3-Ptr       |              | Rebounds  |           |           | PF        | TP        | A        | TO        | Blk      | Stl      | Min        |
|---------------|------------------|--------|--------------|-------------|--------------|-----------|-----------|-----------|-----------|-----------|----------|-----------|----------|----------|------------|
|               |                  | FG-FGA | FG-FGA       | FT-FTA      | FT-FTA       | Off       | Def       | Tot       |           |           |          |           |          |          |            |
| 14            | Lawrence, Kimani | f      | 3-12         | 1-4         | 0-0          | 3         | 5         | 8         | 3         | 7         | 1        | 2         | 0        | 1        | 30         |
| 23            | White, Romello   | f      | 2-4          | 0-0         | 5-6          | 2         | 3         | 5         | 1         | 9         | 0        | 1         | 0        | 0        | 22         |
| 45            | Cheatham, Zylan  | f      | 3-6          | 0-1         | 3-4          | 1         | 13        | 14        | 3         | 9         | 0        | 1         | 1        | 0        | 33         |
| 00            | Dort, Luquentz   | g      | 3-13         | 2-4         | 2-3          | 0         | 1         | 1         | 3         | 10        | 3        | 3         | 0        | 1        | 29         |
| 01            | Martin, Remy     | g      | 3-12         | 1-5         | 2-2          | 2         | 1         | 3         | 0         | 9         | 1        | 1         | 0        | 0        | 29         |
| 02            | Edwards, Rob     | g      | 4-10         | 2-4         | 4-4          | 0         | 0         | 0         | 4         | 14        | 3        | 0         | 0        | 1        | 25         |
| 32            | Lake, DeQuon     | g      | 0-0          | 0-0         | 0-1          | 2         | 1         | 3         | 3         | 0         | 1        | 0         | 1        | 1        | 12         |
| 35            | Cherry, Taeshon  | g      | 3-8          | 1-6         | 0-0          | 1         | 3         | 4         | 2         | 7         | 1        | 1         | 0        | 0        | 20         |
| <b>Team</b>   |                  |        |              |             |              | <b>3</b>  | <b>1</b>  | <b>4</b>  |           |           |          |           |          |          |            |
| <b>Totals</b> |                  |        | <b>21-65</b> | <b>7-24</b> | <b>16-20</b> | <b>13</b> | <b>29</b> | <b>42</b> | <b>19</b> | <b>65</b> | <b>9</b> | <b>10</b> | <b>1</b> | <b>4</b> | <b>200</b> |

FG % 1st Half: 11-33 33.3% 2nd half: 10-32 31.3% Game: 21-65 32.3%  
3FG % 1st Half: 3-11 27.3% 2nd half: 4-13 30.8% Game: 7-24 29.2%  
FT % 1st Half: 3-4 75.0% 2nd half: 13-16 81.3% Game: 16-20 80.0%

**Vanderbilt 81 • 7-2**

| #             | Player           | Total  |              | 3-Ptr        |              | Rebounds |           |           | PF        | TP        | A         | TO        | Blk      | Stl      | Min        |
|---------------|------------------|--------|--------------|--------------|--------------|----------|-----------|-----------|-----------|-----------|-----------|-----------|----------|----------|------------|
|               |                  | FG-FGA | FG-FGA       | FT-FTA       | FT-FTA       | Off      | Def       | Tot       |           |           |           |           |          |          |            |
| 11            | SHITTU, Simisola | f      | 4-10         | 0-1          | 1-2          | 0        | 7         | 7         | 3         | 9         | 4         | 2         | 0        | 1        | 37         |
| 13            | MOYER, Matthew   | f      | 0-2          | 0-2          | 0-0          | 0        | 0         | 0         | 1         | 0         | 0         | 0         | 0        | 0        | 10         |
| 32            | RYAN, Matt       | f      | 2-11         | 2-9          | 5-6          | 0        | 1         | 1         | 1         | 11        | 1         | 0         | 0        | 0        | 24         |
| 00            | LEE, Saben       | g      | 2-3          | 1-2          | 9-12         | 0        | 5         | 5         | 2         | 14        | 3         | 4         | 0        | 0        | 29         |
| 02            | TOYE, Joe        | g      | 4-8          | 3-4          | 0-0          | 1        | 1         | 2         | 3         | 11        | 0         | 0         | 0        | 2        | 23         |
| 01            | WETZELL, Yanni   | g      | 3-5          | 1-2          | 5-5          | 1        | 4         | 5         | 3         | 12        | 1         | 1         | 2        | 0        | 21         |
| 03            | EVANS, Maxwell   | g      | 3-5          | 2-3          | 0-0          | 4        | 4         | 0         | 8         | 3         | 1         | 0         | 0        | 0        | 17         |
| 15            | BROWN, Clevon    | g      | 1-1          | 0-0          | 1-2          | 1        | 1         | 2         | 2         | 3         | 0         | 1         | 1        | 0        | 12         |
| 24            | NESMITH, Aaron   | g      | 5-10         | 3-5          | 0-2          | 1        | 4         | 5         | 3         | 13        | 1         | 0         | 1        | 0        | 27         |
| <b>Team</b>   |                  |        |              |              |              | <b>3</b> | <b>5</b>  | <b>8</b>  |           |           |           |           |          |          |            |
| <b>Totals</b> |                  |        | <b>24-55</b> | <b>12-28</b> | <b>21-29</b> | <b>7</b> | <b>32</b> | <b>39</b> | <b>18</b> | <b>81</b> | <b>13</b> | <b>10</b> | <b>4</b> | <b>3</b> | <b>200</b> |

FG % 1st Half: 14-34 41.2% 2nd half: 10-21 47.6% Game: 24-55 43.6%  
3FG % 1st Half: 6-16 37.5% 2nd half: 6-12 50.0% Game: 12-28 42.9%  
FT % 1st Half: 0-2 0.0% 2nd half: 21-27 77.8% Game: 21-29 72.4%

Officials: Doug Simons, Keith Kimble, Michael Roberts  
Technical fouls: Arizona State-Dort, Luquentz. Vanderbilt-None.  
Attendance: 9271

| Score by periods | 1st | 2nd | Total |
|------------------|-----|-----|-------|
| Arizona State    | 28  | 37  | 65    |
| Vanderbilt       | 34  | 47  | 81    |

Last FG - ASU 2nd-01:00, VU 2nd-02:46.  
Largest lead - ASU by 9 1st-16:46, VU by 16 2nd-00:32.  
ASU led for 14:50. VU led for 24:07. Game was tied for 01:02.

|        | In    | Off | 2nd    | Fast  | Bench |
|--------|-------|-----|--------|-------|-------|
| Points | Paint | T/O | Chance | Break |       |
| ASU    | 24    | 6   | 11     | 4     | 21    |
| VU     | 24    | 7   | 8      | 4     | 36    |

Score tied - 1 time.  
Lead changed - 1 time.



Official Basketball Box Score -- Game Totals -- Final Statistics  
**Vanderbilt vs Kansas State**  
12/22/18 6:01 p.m. CT at Kansas City, Mo. - Sprint Center



**Vanderbilt 58 • 7-3**

| #             | Player           | Total  |              | 3-Ptr       |              | Rebounds |           |           | PF        | TP        | A         | TO        | Blk      | Stl      | Min        |
|---------------|------------------|--------|--------------|-------------|--------------|----------|-----------|-----------|-----------|-----------|-----------|-----------|----------|----------|------------|
|               |                  | FG-FGA | FG-FGA       | FT-FTA      | FT-FTA       | Off      | Def       | Tot       |           |           |           |           |          |          |            |
| 11            | SHITTU, Simisola | f      | 3-9          | 0-0         | 4-4          | 0        | 7         | 7         | 3         | 10        | 2         | 1         | 0        | 0        | 27         |
| 13            | MOYER, Matthew   | f      | 0-2          | 0-2         | 0-0          | 0        | 1         | 1         | 3         | 0         | 0         | 0         | 1        | 1        | 9          |
| 32            | RYAN, Matt       | f      | 4-8          | 4-7         | 2-3          | 0        | 4         | 4         | 4         | 14        | 0         | 2         | 0        | 0        | 29         |
| 00            | LEE, Saben       | g      | 1-5          | 0-3         | 6-6          | 1        | 1         | 2         | 1         | 8         | 4         | 3         | 1        | 0        | 22         |
| 02            | TOYE, Joe        | g      | 3-7          | 3-6         | 2-3          | 0        | 2         | 2         | 3         | 11        | 2         | 3         | 0        | 0        | 24         |
| 01            | WETZELL, Yanni   | g      | 3-6          | 0-2         | 2-2          | 3        | 6         | 9         | 3         | 8         | 0         | 2         | 0        | 0        | 29         |
| 03            | EVANS, Maxwell   | g      | 0-3          | 0-1         | 5-9          | 0        | 2         | 2         | 0         | 5         | 2         | 2         | 0        | 0        | 24         |
| 15            | BROWN, Clevon    | g      | 1-1          | 0-0         | 0-0          | 1        | 0         | 1         | 0         | 2         | 0         | 0         | 0        | 0        | 13         |
| 24            | NESMITH, Aaron   | g      | 0-6          | 0-4         | 0-0          | 1        | 4         | 5         | 0         | 5         | 1         | 2         | 0        | 1        | 23         |
| <b>Team</b>   |                  |        |              |             |              | <b>0</b> | <b>2</b>  | <b>2</b>  |           |           |           |           |          |          |            |
| <b>Totals</b> |                  |        | <b>15-47</b> | <b>7-25</b> | <b>21-27</b> | <b>6</b> | <b>29</b> | <b>35</b> | <b>22</b> | <b>58</b> | <b>11</b> | <b>15</b> | <b>2</b> | <b>2</b> | <b>200</b> |

FG % 1st Half: 8-26 30.8% 2nd half: 7-21 33.3% Game: 15-47 31.9%  
3FG % 1st Half: 3-13 23.1% 2nd half: 4-12 33.3% Game: 7-25 28.0%  
FT % 1st Half: 1-4 25.0% 2nd half: 20-23 87.0% Game: 21-27 77.8%

**Kansas State 69 • 9-2**

| #             | Player              | Total  |              | 3-Ptr       |              | Rebounds |           |           | PF        | TP        | A         | TO       | Blk      | Stl      | Min        |
|---------------|---------------------|--------|--------------|-------------|--------------|----------|-----------|-----------|-----------|-----------|-----------|----------|----------|----------|------------|
|               |                     | FG-FGA | FG-FGA       | FT-FTA      | FT-FTA       | Off      | Def       | Tot       |           |           |           |          |          |          |            |
| 14            | MAWIEN, Makol       | f      | 7-10         | 1-1         | 0-0          | 2        | 3         | 5         | 4         | 15        | 0         | 0        | 1        | 0        | 29         |
| 20            | SNEED, Xavier       | f      | 2-11         | 1-4         | 2-2          | 2        | 7         | 9         | 3         | 7         | 4         | 0        | 0        | 1        | 31         |
| 02            | DIARRA, Cartier     | g      | 2-6          | 2-3         | 4-6          | 1        | 6         | 7         | 2         | 10        | 1         | 1        | 1        | 1        | 32         |
| 03            | STOKES, Kamau       | g      | 2-8          | 0-4         | 8-12         | 0        | 2         | 2         | 2         | 12        | 5         | 4        | 0        | 0        | 35         |
| 05            | BROWN, Barry        | g      | 5-12         | 1-3         | 1-2          | 0        | 5         | 5         | 5         | 12        | 2         | 1        | 0        | 3        | 34         |
| 00            | McGUIRL, Mike       | g      | 3-6          | 0-2         | 0-0          | 0        | 2         | 2         | 0         | 6         | 1         | 0        | 0        | 1        | 19         |
| 01            | NEAL-WILLIAMS, Shau | g      | 0-0          | 0-0         | 0-0          | 0        | 0         | 0         | 0         | 0         | 0         | 0        | 0        | 0        | 0+         |
| 21            | LOVE III, James     | g      | 0-0          | 0-0         | 0-0          | 0        | 0         | 0         | 0         | 0         | 0         | 0        | 0        | 0        | 0+         |
| 23            | TRICE, Austin       | g      | 3-5          | 0-0         | 1-5          | 0        | 2         | 2         | 3         | 7         | 0         | 1        | 0        | 1        | 15         |
| 34            | STOCKARD III, Levi  | g      | 0-0          | 0-0         | 0-0          | 0        | 0         | 0         | 0         | 0         | 0         | 0        | 0        | 0        | 5          |
| <b>Team</b>   |                     |        |              |             |              | <b>2</b> | <b>0</b>  | <b>2</b>  |           |           |           |          |          |          |            |
| <b>Totals</b> |                     |        | <b>24-58</b> | <b>5-17</b> | <b>16-27</b> | <b>7</b> | <b>27</b> | <b>34</b> | <b>19</b> | <b>69</b> | <b>13</b> | <b>7</b> | <b>2</b> | <b>7</b> | <b>200</b> |

FG % 1st Half: 12-29 41.4% 2nd half: 12-29 41.4% Game: 24-58 41.4%  
3FG % 1st Half: 3-10 30.0% 2nd half: 2-7 28.6% Game: 5-17 29.4%  
FT % 1st Half: 3-4 75.0% 2nd half: 13-23 56.5% Game: 16-27 59.3%

Officials: Joe DeRosa, Byron Jarrett, Kerby Sitton  
Technical fouls: Vanderbilt-None. Kansas State-None.  
Attendance: 14062  
Ninth Wildcat Classic at the Sprint Center

| Score by periods | 1st | 2nd | Total |
|------------------|-----|-----|-------|
| Vanderbilt       | 20  | 38  | 58    |
| Kansas State     | 30  | 39  | 69    |

Last FG - VU 2nd-00:53, KS 2nd-03:10.  
Largest lead - VU None, KS by 22 2nd-11:02.  
VU led for 00:00. KS led for 39:46. Game was tied for 00:13.

|        | In    | Off | 2nd    | Fast  | Bench |
|--------|-------|-----|--------|-------|-------|
| Points | Paint | T/O | Chance | Break |       |
| VU     | 16    | 3   | 4      | 6     | 15    |
| KS     | 30    | 16  | 10     | 4     | 13    |

Score tied - 0 times.  
Lead changed - 0 times.



Official Basketball Box Score -- Game Totals -- Final Statistics  
**Tennessee State vs Vanderbilt**  
12/29/18 12:30 p.m. at Nashville, Tenn. (Memorial Gym)



**Tennessee State 76 • 3-9**

| #             | Player               | Total  |              | 3-Ptr        |              | Rebounds  |           |           | PF        | TP        | A         | TO        | Blk      | Stl      | Min        |
|---------------|----------------------|--------|--------------|--------------|--------------|-----------|-----------|-----------|-----------|-----------|-----------|-----------|----------|----------|------------|
|               |                      | FG-FGA | FG-FGA       | FT-FTA       | FT-FTA       | Off       | Def       | Tot       |           |           |           |           |          |          |            |
| 02            | EGBUTA, Emmanuel     | f      | 2-4          | 0-0          | 2-6          | 4         | 1         | 5         | 5         | 6         | 0         | 1         | 0        | 0        | 12         |
| 30            | CHAFFEE JR., Stokley | f      | 2-5          | 0-0          | 5-6          | 2         | 6         | 8         | 3         | 9         | 1         | 1         | 1        | 1        | 27         |
| 00            | CHANEY, Armani       | g      | 6-8          | 4-4          | 0-0          | 0         | 3         | 3         | 2         | 16        | 3         | 0         | 0        | 2        | 26         |
| 10            | DAVIS, Tripp         | g      | 2-7          | 1-5          | 0-0          | 0         | 1         | 1         | 3         | 5         | 0         | 0         | 0        | 0        | 19         |
| 11            | McKNIGHT, Kamar      | g      | 3-16         | 2-6          | 2-2          | 1         | 4         | 5         | 2         | 10        | 2         | 3         | 0        | 0        | 31         |
| 01            | LITTLEJOHN, Michael  | g      | 2-9          | 2-6          | 0-0          | 0         | 0         | 0         | 1         | 6         | 1         | 0         | 0        | 0        | 19         |
| 03            | FITPATRICK-DORSEY    | g      | 4-8          | 1-2          | 7-8          | 0         | 4         | 4         | 2         | 16        | 1         | 3         | 0        | 0        | 27         |
| 04            | MOORE, Damarri       | g      | 0-1          | 0-0          | 2-4          | 0         | 3         | 3         | 2         | 2         | 2         | 1         | 2        | 1        | 18         |
| 22            | CUMMINGS, Daniel     | g      | 0-0          | 0-0          | 0-0          | 0         | 0         | 0         | 0         | 0         | 0         | 0         | 0        | 0        | 5          |
| 23            | HENDERSON, Dalion    | g      | 3-5          | 0-0          | 0-0          | 2         | 2         | 4         | 3         | 6         | 0         | 2         | 0        | 0        | 16         |
| <b>Team</b>   |                      |        |              |              |              | <b>1</b>  | <b>1</b>  | <b>2</b>  |           |           |           |           |          |          |            |
| <b>Totals</b> |                      |        | <b>24-63</b> | <b>10-23</b> | <b>18-26</b> | <b>10</b> | <b>25</b> | <b>35</b> | <b>23</b> | <b>76</b> | <b>10</b> | <b>11</b> | <b>3</b> | <b>4</b> | <b>200</b> |

FG % 1st Half: 12-33 36.4% 2nd half: 12-30 40.0% Game: 24-63 38.1%  
3FG % 1st Half: 7-15 46.7% 2nd half: 3-8 37.5% Game: 10-23 43.5%  
FT % 1st Half: 4-6 66.7% 2nd half: 14-20 70.0% Game: 18-26 69.2%

**Vanderbilt 95 • 8-3**

| #  | Player           | Total  |        | 3-Ptr  |        | Rebounds |     |     | PF | TP | A | TO | Blk | Stl | Min |
|----|------------------|--------|--------|--------|--------|----------|-----|-----|----|----|---|----|-----|-----|-----|
|    |                  | FG-FGA | FG-FGA | FT-FTA | FT-FTA | Off      | Def | Tot |    |    |   |    |     |     |     |
| 01 | WETZELL, Yanni   | f      | 1-4    | 0-2    | 2-2    | 0        | 0   | 0   | 3  | 4  | 0 | 1  | 1   | 3   | 25  |
| 11 | SHITTU, Simisola | f      | 2-9    | 0-1    | 6-7    | 1        | 7   | 8   | 2  |    |   |    |     |     |     |

2018-19 Box Scores



Official Basketball Box Score - Game Totals -- Final Statistics  
Ole Miss vs Vanderbilt  
01/05/19 7:30 p.m. at Nashville, Tenn. (Memorial Gym)



Ole Miss 81 • 11-2 1-0

| #  | Player              | Total  |        | 3-Ptr  |       | Rebounds |     |    | PF | TP | A  | TO | Blk | Stl | Min |
|----|---------------------|--------|--------|--------|-------|----------|-----|----|----|----|----|----|-----|-----|-----|
|    |                     | FG-FGA | FG-FGA | FT-FTA | Off   | Def      | Tot |    |    |    |    |    |     |     |     |
| 00 | Hinson, Blake       | f      | 3-6    | 1-2    | 4-4   | 0        | 3   | 3  | 4  | 11 | 1  | 1  | 0   | 1   | 28  |
| 13 | Olejniczak, Dominik | c      | 4-6    | 0-0    | 0-1   | 2        | 1   | 3  | 4  | 8  | 0  | 0  | 2   | 1   | 25  |
| 02 | Shuler, Devontae    | g      | 2-10   | 0-4    | 7-8   | 2        | 5   | 7  | 1  | 11 | 6  | 2  | 0   | 2   | 37  |
| 03 | Davis, Terence      | g      | 4-8    | 2-4    | 1-2   | 0        | 5   | 5  | 4  | 11 | 1  | 2  | 0   | 1   | 21  |
| 04 | Tyree, Breein       | g      | 11-16  | 3-5    | 6-6   | 0        | 4   | 4  | 2  | 31 | 3  | 2  | 1   | 0   | 36  |
| 01 | Naylor, Zach        | g      | 0-0    | 0-0    | 0-0   | 1        | 0   | 1  | 1  | 0  | 2  | 0  | 1   | 0   | 8   |
| 12 | Stevens, Bruce      | g      | 2-6    | 0-2    | 0-0   | 0        | 3   | 3  | 2  | 4  | 0  | 1  | 0   | 0   | 15  |
| 14 | Buffen, KJ          | g      | 2-4    | 0-0    | 1-1   | 2        | 5   | 7  | 3  | 5  | 2  | 4  | 2   | 1   | 20  |
| 20 | Davis, D.C.         | g      | 0-1    | 0-1    | 0-0   | 0        | 2   | 2  | 0  | 0  | 0  | 0  | 0   | 0   | 10  |
|    | Team                |        |        |        |       | 1        | 0   | 1  |    |    |    |    |     |     |     |
|    | Totals              |        | 28-57  | 6-18   | 19-22 | 8        | 28  | 36 | 21 | 81 | 15 | 12 | 6   | 6   | 200 |

FG % 1st Half: 13-31 41.9% 2nd half: 15-26 57.7% Game: 28-57 49.1%  
3FG % 1st Half: 4-10 40.0% 2nd half: 2-8 25.0% Game: 6-18 33.3%  
FT % 1st Half: 5-7 71.4% 2nd half: 14-15 93.3% Game: 19-22 86.4%

Vanderbilt 71 • 9-4 0-1

| #  | Player           | Total  |        | 3-Ptr  |       | Rebounds |     |    | PF | TP | A  | TO | Blk | Stl | Min |
|----|------------------|--------|--------|--------|-------|----------|-----|----|----|----|----|----|-----|-----|-----|
|    |                  | FG-FGA | FG-FGA | FT-FTA | Off   | Def      | Tot |    |    |    |    |    |     |     |     |
| 01 | WETZELL, Yanni   | f      | 3-6    | 0-1    | 1-3   | 1        | 2   | 3  | 3  | 7  | 0  | 1  | 1   | 2   | 28  |
| 11 | SHITTU, Simisola | f      | 6-9    | 0-0    | 9-15  | 2        | 7   | 9  | 2  | 21 | 3  | 2  | 1   | 1   | 33  |
| 02 | RYAN, Matt       | f      | 3-7    | 3-5    | 0-0   | 0        | 0   | 0  | 2  | 9  | 1  | 1  | 0   | 2   | 28  |
| 00 | LEE, Saben       | g      | 3-12   | 0-2    | 3-6   | 0        | 5   | 5  | 2  | 9  | 5  | 2  | 0   | 1   | 35  |
| 02 | TOYE, Joe        | g      | 4-12   | 1-6    | 3-3   | 3        | 4   | 7  | 2  | 12 | 1  | 0  | 1   | 0   | 33  |
| 03 | EVANS, Maxwell   | g      | 0-1    | 0-1    | 0-0   | 0        | 0   | 0  | 0  | 0  | 1  | 0  | 0   | 0   | 9   |
| 13 | MOYER, Matthew   | g      | 0-0    | 0-0    | 1-2   | 1        | 1   | 2  | 0  | 1  | 1  | 1  | 0   | 0   | 8   |
| 15 | BROWN, Clevon    | g      | 2-4    | 0-0    | 0-0   | 2        | 0   | 2  | 0  | 4  | 0  | 0  | 1   | 0   | 8   |
| 24 | NESMITH, Aaron   | g      | 3-9    | 2-5    | 0-0   | 1        | 2   | 3  | 5  | 8  | 1  | 1  | 1   | 1   | 18  |
|    | Team             |        |        |        |       | 3        | 1   | 4  |    |    |    |    |     |     |     |
|    | Totals           |        | 24-60  | 6-20   | 17-29 | 13       | 22  | 35 | 16 | 71 | 13 | 10 | 5   | 7   | 200 |

FG % 1st Half: 13-31 41.9% 2nd half: 11-29 37.9% Game: 24-60 40.0%  
3FG % 1st Half: 1-7 14.3% 2nd half: 5-13 38.5% Game: 6-20 30.0%  
FT % 1st Half: 5-10 50.0% 2nd half: 12-19 63.2% Game: 17-29 58.6%

Officials: Pat Adams, R.B. Clyburn, Robert Felder  
Technical fouls: Ole Miss-Buffen, KJ. Vanderbilt-None.  
Attendance: 10422

| Score by periods | 1st | 2nd | Total |
|------------------|-----|-----|-------|
| Ole Miss         | 35  | 46  | 81    |
| Vanderbilt       | 32  | 39  | 71    |

| Points   | In | Off | 2nd | Fast | Bench |
|----------|----|-----|-----|------|-------|
| Ole Miss | 28 | 7   | 6   | 2    | 9     |
| VU       | 36 | 13  | 10  | 4    | 13    |

Last FG - OM 2nd-01:24, VU 2nd-03:46.  
Largest lead - OM by 10 2nd-00:31, VU by 6 1st-18:36.  
OM led for 15:36. VU led for 17:02. Game was tied for 07:22.

Score tied - 10 times.  
Lead changed - 13 times.



Official Basketball Box Score - Game Totals -- Final Statistics  
Vanderbilt vs Kentucky  
01/12/19 8:30pm at Rupp Arena - Lexington, KY



Vanderbilt 47 • 9-6, 0-3

| #  | Player           | Total  |        | 3-Ptr  |      | Rebounds |     |    | PF | TP | A | TO | Blk | Stl | Min |
|----|------------------|--------|--------|--------|------|----------|-----|----|----|----|---|----|-----|-----|-----|
|    |                  | FG-FGA | FG-FGA | FT-FTA | Off  | Def      | Tot |    |    |    |   |    |     |     |     |
| 24 | NESMITH, Aaron   | f      | 5-11   | 1-6    | 0-0  | 2        | 3   | 5  | 3  | 11 | 1 | 1  | 0   | 0   | 35  |
| 32 | RYAN, Matt       | f      | 1-7    | 1-6    | 0-0  | 0        | 1   | 1  | 3  | 3  | 0 | 0  | 1   | 0   | 24  |
| 11 | SHITTU, Simisola | c      | 4-10   | 0-1    | 0-1  | 3        | 2   | 5  | 2  | 8  | 0 | 3  | 1   | 1   | 32  |
| 00 | LEE, Saben       | g      | 2-6    | 1-2    | 4-6  | 0        | 1   | 1  | 2  | 9  | 2 | 0  | 0   | 1   | 31  |
| 02 | TOYE, Joe        | g      | 3-7    | 2-6    | 1-3  | 1        | 5   | 6  | 0  | 9  | 1 | 0  | 0   | 0   | 36  |
| 01 | WETZELL, Yanni   | g      | 0-1    | 0-0    | 0-0  | 0        | 0   | 0  | 1  | 0  | 0 | 1  | 1   | 0   | 9   |
| 03 | EVANS, Maxwell   | g      | 0-1    | 0-0    | 0-0  | 0        | 1   | 1  | 2  | 0  | 2 | 4  | 0   | 1   | 15  |
| 13 | MOYER, Matthew   | g      | 2-4    | 2-4    | 1-2  | 0        | 1   | 1  | 1  | 7  | 0 | 1  | 1   | 1   | 14  |
| 15 | BROWN, Clevon    | g      | 0-0    | 0-0    | 0-0  | 0        | 0   | 0  | 0  | 0  | 0 | 0  | 0   | 0   | 4   |
|    | Team             |        |        |        |      | 1        | 0   | 1  |    |    |   |    |     |     |     |
|    | Totals           |        | 17-47  | 7-25   | 6-12 | 7        | 14  | 21 | 14 | 47 | 6 | 12 | 4   | 4   | 200 |

FG % 1st Half: 11-22 50.0% 2nd half: 6-25 24.0% Game: 17-47 36.2%  
3FG % 1st Half: 5-11 45.5% 2nd half: 2-14 14.3% Game: 7-25 28.0%  
FT % 1st Half: 3-7 42.9% 2nd half: 3-5 60.0% Game: 6-12 50.0%

Kentucky 56 • 12-3, 2-1

| #  | Player             | Total  |        | 3-Ptr  |      | Rebounds |     |    | PF | TP | A  | TO | Blk | Stl | Min |
|----|--------------------|--------|--------|--------|------|----------|-----|----|----|----|----|----|-----|-----|-----|
|    |                    | FG-FGA | FG-FGA | FT-FTA | Off  | Def      | Tot |    |    |    |    |    |     |     |     |
| 22 | Travis, Reid       | f      | 2-6    | 0-0    | 1-2  | 3        | 9   | 12 | 2  | 5  | 1  | 2  | 2   | 0   | 30  |
| 25 | Washington, PJ     | f      | 1-4    | 0-1    | 1-4  | 5        | 3   | 8  | 3  | 3  | 1  | 0  | 1   | 1   | 32  |
| 02 | Hagans, Ashton     | g      | 7-9    | 0-1    | 1-2  | 1        | 3   | 4  | 1  | 15 | 4  | 5  | 0   | 3   | 33  |
| 03 | Johnson, Keldon    | g      | 6-8    | 1-2    | 2-2  | 0        | 1   | 1  | 5  | 15 | 1  | 4  | 0   | 0   | 24  |
| 14 | Herrro, Tyler      | g      | 1-3    | 0-2    | 2-2  | 0        | 6   | 6  | 2  | 4  | 3  | 3  | 1   | 0   | 36  |
| 04 | Richards, Nick     | g      | 1-2    | 0-0    | 0-0  | 0        | 1   | 1  | 1  | 2  | 0  | 0  | 0   | 0   | 10  |
| 05 | Quickley, Immanuel | g      | 4-9    | 3-7    | 1-2  | 0        | 0   | 0  | 0  | 12 | 0  | 0  | 0   | 0   | 20  |
| 13 | Baker, Jemarl      | g      | 0-3    | 0-3    | 0-0  | 0        | 0   | 0  | 0  | 0  | 0  | 0  | 0   | 0   | 7   |
| 23 | Montgomery, EJ     | g      | 0-0    | 0-0    | 0-0  | 0        | 3   | 3  | 0  | 0  | 0  | 0  | 1   | 0   | 8   |
|    | Team               |        |        |        |      | 3        | 0   | 3  |    |    |    |    |     |     |     |
|    | Totals             |        | 22-44  | 4-16   | 8-14 | 12       | 26  | 38 | 14 | 56 | 10 | 15 | 5   | 5   | 200 |

FG % 1st Half: 12-25 48.0% 2nd half: 10-19 52.6% Game: 22-44 50.0%  
3FG % 1st Half: 2-9 22.2% 2nd half: 2-7 28.6% Game: 4-16 25.0%  
FT % 1st Half: 2-4 50.0% 2nd half: 6-10 60.0% Game: 8-14 57.1%

Officials: Steven Anderson, Olandis Poole, Garrick Shannon  
Technical fouls: Vanderbilt-None. Kentucky-None.  
Attendance: 22504

| Score by periods | 1st | 2nd | Total |
|------------------|-----|-----|-------|
| Vanderbilt       | 30  | 17  | 47    |
| Kentucky         | 28  | 28  | 56    |

| Points | In | Off | 2nd | Fast | Bench |
|--------|----|-----|-----|------|-------|
| VU     | 16 | 4   | 4   | 2    | 7     |
| UK     | 32 | 16  | 10  | 13   | 14    |

Last FG - VU 2nd-00:48, UK 2nd-05:09.  
Largest lead - VU by 12 1st-15:12, UK by 11 2nd-05:09.  
VU led for 19:52. UK led for 18:48. Game was tied for 01:20.

Score tied - 2 times.  
Lead changed - 1 time.



Official Basketball Box Score - Game Totals -- Final Statistics  
Vanderbilt vs Georgia  
01/09/19 6:30 PM ET at Stegeman Coliseum - Athens, Ga.



Vanderbilt 63 • 9-5, 0-2

| #  | Player           | Total  |        | 3-Ptr  |       | Rebounds |     |    | PF | TP | A | TO | Blk | Stl | Min |
|----|------------------|--------|--------|--------|-------|----------|-----|----|----|----|---|----|-----|-----|-----|
|    |                  | FG-FGA | FG-FGA | FT-FTA | Off   | Def      | Tot |    |    |    |   |    |     |     |     |
| 01 | WETZELL, Yanni   | f      | 3-7    | 1-2    | 1-1   | 3        | 2   | 5  | 1  | 8  | 0 | 1  | 0   | 0   | 22  |
| 11 | SHITTU, Simisola | f      | 5-15   | 0-0    | 0-2   | 4        | 10  | 14 | 1  | 10 | 3 | 2  | 1   | 1   | 28  |
| 24 | NESMITH, Aaron   | f      | 3-10   | 1-6    | 2-4   | 5        | 3   | 8  | 4  | 9  | 0 | 2  | 1   | 2   | 29  |
| 32 | RYAN, Matt       | f      | 1-6    | 1-6    | 0-0   | 0        | 1   | 1  | 3  | 3  | 1 | 0  | 0   | 0   | 18  |
| 00 | LEE, Saben       | g      | 4-9    | 1-1    | 3-3   | 0        | 2   | 2  | 2  | 12 | 2 | 2  | 0   | 2   | 28  |
| 02 | TOYE, Joe        | g      | 2-9    | 0-4    | 2-2   | 0        | 0   | 0  | 3  | 6  | 1 | 0  | 0   | 0   | 28  |
| 03 | EVANS, Maxwell   | g      | 3-7    | 2-5    | 2-2   | 0        | 4   | 4  | 3  | 10 | 1 | 1  | 0   | 2   | 25  |
| 13 | MOYER, Matthew   | g      | 2-6    | 0-1    | 1-1   | 1        | 0   | 1  | 2  | 5  | 0 | 1  | 0   | 1   | 17  |
| 15 | BROWN, Clevon    | g      | 0-1    | 0-0    | 0-0   | 0        | 1   | 1  | 0  | 0  | 0 | 1  | 0   | 0   | 5   |
|    | Team             |        |        |        |       | 5        | 0   | 5  | 1  |    |   |    |     |     |     |
|    | Totals           |        | 23-70  | 6-25   | 11-15 | 18       | 23  | 41 | 21 | 63 | 8 | 10 | 2   | 8   | 200 |

FG % 1st Half: 13-35 37.1% 2nd half: 10-35 28.6% Game: 23-70 32.9%  
3FG % 1st Half: 3-10 30.0% 2nd half: 3-15 20.0% Game: 6-25 24.0%  
FT % 1st Half: 4-8 50.0% 2nd half: 7-7 100.0% Game: 11-15 73.3%

Georgia 82 • 9-5, 1-1

| #  | Player              | Total  |        | 3-Ptr  |       | Rebounds |     |    | PF | TP | A  | TO | Blk | Stl | Min |
|----|---------------------|--------|--------|--------|-------|----------|-----|----|----|----|----|----|-----|-----|-----|
|    |                     | FG-FGA | FG-FGA | FT-FTA | Off   | Def      | Tot |    |    |    |    |    |     |     |     |
| 20 | HAMMONDS, RAYSHAU   | f      | 6-13   | 2-6    | 5-5   | 2        | 4   | 6  | 3  | 19 | 0  | 3  | 2   | 0   | 29  |
| 33 | CLAXTON, NICOLAS    | f      | 3-10   | 0-3    | 3-7   | 2        | 10  | 12 | 4  | 9  | 1  | 1  | 5   | 2   | 29  |
| 34 | OGBEIDE, DEREK      | f      | 7-9    | 0-0    | 1-2   | 3        | 6   | 9  | 1  | 15 | 1  | 2  | 1   | 0   | 29  |
| 00 | JACKSON II, WILLIAM | g      | 2-2    | 2-2    | 2-2   | 1        | 0   | 1  | 2  | 8  | 2  | 0  | 1   | 0   | 28  |
| 01 | HIGHTOWER, TESHANU  | g      | 4-8    | 1-4    | 2-3   | 0        | 4   | 4  | 0  | 11 | 2  | 0  | 0   | 1   | 21  |
| 02 | HARRIS, JORDAN      | g      | 0-0    | 0-0    | 0-0   | 0        | 0   | 0  | 0  | 0  | 0  | 1  | 0   | 0   | 1   |
| 04 | CRUMP, TYREE        | g      | 2-5    | 2-4    | 2-2   | 0        | 1   | 1  | 0  | 8  | 4  | 0  | 0   | 0   | 18  |
| 11 | HARRISON, CHRISTIAN | g      | 0-0    | 0-0    | 0-0   | 0        | 0   | 0  | 0  | 0  | 0  | 0  | 0   | 0   | 2   |
| 13 | WILBRIDGE, ETORRION | g      | 1-4    | 0-1    | 2-2   | 1        | 1   | 2  | 2  | 4  | 3  | 2  | 2   | 0   | 19  |
| 14 | FAGAN, TYE          | g      | 1-3    | 0-1    | 0-0   | 1        | 3   | 4  | 0  | 2  | 0  | 1  | 0   | 0   | 7   |
| 25 | NGUMEZI, AMANZE     | g      | 0-2    | 0-2    | 0-0   | 1        | 0   | 1  | 2  | 0  | 0  | 1  | 0   | 0   | 9   |
| 32 | EDWARDS, MIKE       | g      | 0-0    | 0-0    | 0-0   | 0        | 0   | 0  | 0  | 0  | 0  | 0  | 0   | 0   | 1   |
| 43 | SARGUJNAS, IGNAS    | g      | 2-4    | 2-3    | 0-0   | 0        | 0   | 0  | 0  | 6  | 0  | 1  | 0   | 1   | 7   |
|    | Team                |        |        |        |       | 1        | 2   | 3  |    |    |    |    |     |     |     |
|    | Totals              |        | 28-60  | 9-26   | 17-23 | 12       | 31  | 43 | 14 | 82 | 13 | 12 | 12  | 4   | 200 |

FG % 1st Half: 12-32 37.5% 2nd half: 16-28 57.1% Game: 28-60 46.7%  
3FG % 1st Half: 3-10 30.0% 2nd half: 7-14 50.0% Game: 9-26 34.6%  
FT % 1st Half: 8



# 2018-19 Box Scores



Official Basketball Box Score -- Game Totals -- Final Statistics  
**Mississippi State vs Vanderbilt**  
01/19/19 7:30 p.m. at Nashville, Tenn. (Memorial Gym)



**Mississippi State 71 • 14-3, 2-2 SEC**

| #             | Player            | Total  |        |        | 3-Ptr |     | Rebounds |     |     | PF | TP | A | TO | Blk | Stl | Min |
|---------------|-------------------|--------|--------|--------|-------|-----|----------|-----|-----|----|----|---|----|-----|-----|-----|
|               |                   | FG-FGA | FG-FGA | FT-FTA | Off   | Def | Tot      | Off | Def |    |    |   |    |     |     |     |
| 24            | Abdul Ado         | f      | 1-1    | 0-0    | 2-2   | 2   | 1        | 3   | 3   | 4  | 0  | 1 | 2  | 1   | 12  |     |
| 35            | Aric Holman       | f      | 4-9    | 2-5    | 0-0   | 3   | 6        | 9   | 3   | 10 | 3  | 2 | 0  | 0   | 26  |     |
| 00            | Nick Weatherspoon | g      | 2-7    | 0-2    | 2-2   | 0   | 2        | 2   | 3   | 6  | 1  | 1 | 0  | 2   | 34  |     |
| 02            | Lamar Peters      | g      | 3-6    | 1-4    | 0-0   | 0   | 2        | 2   | 4   | 7  | 2  | 2 | 0  | 0   | 22  |     |
| 11            | Q Weatherspoon    | g      | 6-12   | 0-0    | 5-7   | 1   | 7        | 8   | 2   | 17 | 4  | 0 | 0  | 0   | 32  |     |
| 01            | Reggie Perry      | g      | 3-6    | 0-1    | 0-0   | 2   | 6        | 8   | 2   | 6  | 0  | 0 | 1  | 0   | 21  |     |
| 12            | Robert Woodard II | g      | 3-8    | 0-1    | 3-3   | 1   | 3        | 4   | 3   | 9  | 2  | 1 | 0  | 0   | 20  |     |
| 22            | KeyShawn Feazell  | g      | 1-2    | 0-0    | 0-0   | 1   | 0        | 1   | 1   | 2  | 0  | 0 | 0  | 0   | 7   |     |
| 23            | Tyson Carter      | g      | 4-8    | 2-6    | 0-0   | 0   | 3        | 3   | 1   | 10 | 1  | 2 | 0  | 1   | 26  |     |
| <b>Team</b>   |                   |        |        |        |       | 0   | 0        | 0   |     |    |    |   |    |     |     |     |
| <b>Totals</b> |                   |        | 27-59  | 5-19   | 12-14 | 10  | 30       | 40  | 22  | 71 | 13 | 9 | 3  | 4   | 200 |     |

FG % 1st Half: 12-30 40.0% 2nd half: 15-29 51.7% Game: 27-59 45.8%  
3FG % 1st Half: 3-10 30.0% 2nd half: 2-9 22.2% Game: 5-19 26.3%  
FT % 1st Half: 8-10 80.0% 2nd half: 4-4 100.0% Game: 12-14 85.7%

**Vanderbilt 55 • 9-8, 0-5 SEC**

| #             | Player           | Total  |        |        | 3-Ptr |     | Rebounds |     |     | PF | TP | A  | TO | Blk | Stl | Min |
|---------------|------------------|--------|--------|--------|-------|-----|----------|-----|-----|----|----|----|----|-----|-----|-----|
|               |                  | FG-FGA | FG-FGA | FT-FTA | Off   | Def | Tot      | Off | Def |    |    |    |    |     |     |     |
| 11            | SHITTU, Simisola | f      | 2-7    | 1-2    | 2-7   | 1   | 4        | 5   | 0   | 7  | 2  | 2  | 0  | 0   | 27  |     |
| 24            | NESMITH, Aaron   | f      | 4-10   | 2-6    | 1-2   | 1   | 5        | 6   | 3   | 11 | 0  | 2  | 0  | 0   | 35  |     |
| 02            | RYAN, Matt       | f      | 1-4    | 1-4    | 0-0   | 0   | 1        | 1   | 2   | 3  | 0  | 0  | 0  | 2   | 14  |     |
| 00            | LEE, Saben       | g      | 4-9    | 0-0    | 5-8   | 1   | 5        | 6   | 2   | 13 | 3  | 2  | 0  | 0   | 38  |     |
| 02            | TOYE, Joe        | g      | 3-8    | 1-3    | 0-1   | 1   | 1        | 1   | 1   | 7  | 1  | 1  | 0  | 1   | 25  |     |
| 01            | WETZELL, Yanni   | g      | 2-5    | 0-2    | 3-4   | 1   | 3        | 4   | 2   | 7  | 0  | 3  | 0  | 0   | 13  |     |
| 03            | EVANS, Maxwell   | g      | 0-1    | 0-1    | 1-2   | 0   | 0        | 0   | 0   | 1  | 0  | 1  | 0  | 0   | 12  |     |
| 13            | MOYER, Matthew   | g      | 2-3    | 0-1    | 2-2   | 2   | 2        | 4   | 1   | 6  | 0  | 3  | 2  | 0   | 24  |     |
| 15            | BROWN, Clevon    | g      | 0-2    | 0-0    | 0-0   | 1   | 2        | 3   | 0   | 0  | 0  | 0  | 0  | 0   | 12  |     |
| <b>Team</b>   |                  |        |        |        |       | 0   | 0        | 0   |     |    |    |    |    |     |     |     |
| <b>Totals</b> |                  |        | 18-49  | 5-19   | 14-26 | 7   | 23       | 30  | 11  | 55 | 6  | 14 | 2  | 3   | 200 |     |

FG % 1st Half: 10-30 33.3% 2nd half: 8-19 42.1% Game: 18-49 36.7%  
3FG % 1st Half: 3-9 33.3% 2nd half: 2-10 20.0% Game: 5-19 26.3%  
FT % 1st Half: 4-9 44.4% 2nd half: 10-17 58.8% Game: 14-26 53.8%

Officials: Patrick Evans, Byron Jarrett, Gerald Williams  
Technical fouls: Mississippi State-Lamar Peters. Vanderbilt-None.  
Attendance: 9570

| Score by periods  | 1st | 2nd | Total |
|-------------------|-----|-----|-------|
| Mississippi State | 35  | 36  | 71    |
| Vanderbilt        | 27  | 28  | 55    |

Last FG - MS 2nd-01:20, VU 2nd-01:06.  
Largest lead - MS by 22 2nd-06:03, VU None.  
MS led for 39:09, VU led for 00:00. Game was tied for 00:51.

| Points | In Paint | Off T/O | 2nd Chance | Fast Break | Bench |
|--------|----------|---------|------------|------------|-------|
| MS     | 40       | 18      | 7          | 8          | 27    |
| VU     | 24       | 2       | 6          | 4          | 14    |

Score tied - 0 times.  
Lead changed - 0 times.



Official Basketball Box Score -- Game Totals -- Final Statistics  
**Tennessee vs Vanderbilt**  
01/23/19 6 p.m. at Nashville, Tenn. (Memorial Gym)



**Tennessee 88 • 17-1, 6-0 SEC**

| #             | Player             | Total  |        |        | 3-Ptr |     | Rebounds |     |     | PF | TP | A | TO | Blk | Stl | Min |
|---------------|--------------------|--------|--------|--------|-------|-----|----------|-----|-----|----|----|---|----|-----|-----|-----|
|               |                    | FG-FGA | FG-FGA | FT-FTA | Off   | Def | Tot      | Off | Def |    |    |   |    |     |     |     |
| 02            | Williams, Grant    | f      | 10-15  | 0-2    | 23-23 | 1   | 7        | 8   | 3   | 43 | 2  | 3 | 4  | 1   | 38  |     |
| 05            | Schofield, Admiral | f      | 2-9    | 0-6    | 2-4   | 0   | 4        | 4   | 4   | 6  | 0  | 1 | 0  | 2   | 30  |     |
| 11            | Alexander, Kyle    | f      | 3-3    | 0-0    | 0-0   | 1   | 4        | 5   | 1   | 6  | 0  | 2 | 3  | 0   | 35  |     |
| 00            | Bone, Jordan       | g      | 5-10   | 2-3    | 2-3   | 1   | 1        | 2   | 2   | 14 | 7  | 0 | 0  | 1   | 36  |     |
| 35            | Pons, Yves         | g      | 0-1    | 0-1    | 0-0   | 0   | 2        | 2   | 1   | 0  | 0  | 2 | 0  | 0   | 14  |     |
| 01            | Turner, Lamonte    | g      | 2-8    | 2-5    | 2-2   | 0   | 2        | 2   | 4   | 8  | 5  | 0 | 0  | 0   | 33  |     |
| 10            | Fulkerson, John    | g      | 0-0    | 0-0    | 0-0   | 0   | 0        | 0   | 2   | 0  | 0  | 0 | 0  | 0   | 7   |     |
| 15            | Walker, Derrick    | g      | 1-1    | 0-0    | 0-0   | 0   | 0        | 0   | 0   | 2  | 0  | 0 | 0  | 0   | 1   |     |
| 23            | Bowden, Jordan     | g      | 4-11   | 1-3    | 0-0   | 0   | 4        | 4   | 3   | 9  | 2  | 0 | 0  | 1   | 31  |     |
| <b>Team</b>   |                    |        |        |        |       | 2   | 1        | 3   |     |    |    |   |    |     |     |     |
| <b>Totals</b> |                    |        | 27-58  | 5-20   | 29-32 | 5   | 25       | 30  | 20  | 88 | 16 | 8 | 7  | 5   | 225 |     |

FG % 1st Half: 13-26 50.0% 2nd half: 12-27 44.4% OT: 2-5 40.0% Game: 27-58 46.6%  
3FG % 1st Half: 5-12 41.7% 2nd half: 0-7 0.0% OT: 0-1 0.0% Game: 5-20 25.0%  
FT % 1st Half: 7-8 87.5% 2nd half: 14-16 87.5% OT: 8-8 100.0% Game: 29-32 90.6%

**Vanderbilt 83 • 9-9, 0-6 SEC**

| #             | Player           | Total  |        |        | 3-Ptr |     | Rebounds |     |     | PF | TP | A  | TO | Blk | Stl | Min |
|---------------|------------------|--------|--------|--------|-------|-----|----------|-----|-----|----|----|----|----|-----|-----|-----|
|               |                  | FG-FGA | FG-FGA | FT-FTA | Off   | Def | Tot      | Off | Def |    |    |    |    |     |     |     |
| 01            | WETZELL, Yanni   | f      | 2-5    | 0-1    | 0-0   | 1   | 2        | 3   | 5   | 4  | 2  | 0  | 0  | 0   | 25  |     |
| 11            | SHITTU, Simisola | f      | 5-11   | 0-1    | 0-1   | 1   | 5        | 6   | 4   | 10 | 4  | 4  | 0  | 0   | 35  |     |
| 13            | MOYER, Matthew   | f      | 1-2    | 0-1    | 0-0   | 0   | 4        | 4   | 4   | 2  | 0  | 0  | 0  | 1   | 14  |     |
| 24            | NESMITH, Aaron   | f      | 9-15   | 4-7    | 2-3   | 2   | 4        | 6   | 3   | 24 | 1  | 2  | 2  | 2   | 42  |     |
| 00            | LEE, Saben       | g      | 5-16   | 3-5    | 8-13  | 1   | 3        | 4   | 3   | 21 | 7  | 2  | 0  | 0   | 42  |     |
| 02            | TOYE, Joe        | g      | 2-2    | 1-1    | 0-0   | 0   | 0        | 0   | 2   | 5  | 0  | 1  | 0  | 0   | 15  |     |
| 03            | EVANS, Maxwell   | g      | 0-0    | 0-0    | 0-0   | 0   | 1        | 1   | 1   | 0  | 1  | 1  | 0  | 0   | 3   |     |
| 15            | BROWN, Clevon    | g      | 2-2    | 0-0    | 1-1   | 0   | 1        | 1   | 5   | 1  | 3  | 1  | 1  | 1   | 23  |     |
| 32            | RYAN, Matt       | g      | 4-7    | 2-5    | 2-3   | 0   | 2        | 2   | 2   | 12 | 1  | 2  | 0  | 0   | 26  |     |
| <b>Team</b>   |                  |        |        |        |       | 2   | 4        | 6   |     |    |    |    |    |     |     |     |
| <b>Totals</b> |                  |        | 30-60  | 10-21  | 13-21 | 7   | 26       | 33  | 29  | 83 | 17 | 15 | 3  | 5   | 225 |     |

FG % 1st Half: 14-25 56.0% 2nd half: 14-27 51.9% OT: 2-8 25.0% Game: 30-60 50.0%  
3FG % 1st Half: 3-6 50.0% 2nd half: 6-9 66.7% OT: 1-6 16.7% Game: 10-21 47.6%  
FT % 1st Half: 6-9 66.7% 2nd half: 5-8 62.5% OT: 2-4 50.0% Game: 13-21 61.9%

Officials: Terry Oglesby, Pat Adams, Terry Wymmer  
Technical fouls: Tennessee-Schofield, Admiral. Vanderbilt-RYAN, Matt.  
Attendance: 14316

| Score by periods | 1st | 2nd | OT | Total |
|------------------|-----|-----|----|-------|
| Tennessee        | 38  | 38  | 12 | 88    |
| Vanderbilt       | 37  | 39  | 7  | 83    |

Last FG - UT OT-00:31, VU OT-02:01.  
Largest lead - UT by 13 1st-15:01, VU by 6 2nd-01:32.  
UT led for 30:37, VU led for 07:37. Game was tied for 06:42.

| Points | In Paint | Off T/O | 2nd Chance | Fast Break | Bench |
|--------|----------|---------|------------|------------|-------|
| UT     | 42       | 16      | 8          | 2          | 19    |
| VU     | 34       | 11      | 5          | 2          | 22    |

Score tied - 9 times.  
Lead changed - 8 times.



Official Basketball Box Score -- Game Totals -- Final Statistics  
**Vanderbilt vs Oklahoma**  
01/26/19 3 p.m. at Lloyd Noble Center (Norman, Okla.)



**Vanderbilt 55 • 9-10**

| #             | Player           | Total  |        |        | 3-Ptr |     | Rebounds |     |     | PF | TP | A  | TO | Blk | Stl | Min |
|---------------|------------------|--------|--------|--------|-------|-----|----------|-----|-----|----|----|----|----|-----|-----|-----|
|               |                  | FG-FGA | FG-FGA | FT-FTA | Off   | Def | Tot      | Off | Def |    |    |    |    |     |     |     |
| 01            | WETZELL, Yanni   | f      | 1-8    | 0-2    | 2-2   | 1   | 3        | 4   | 3   | 4  | 0  | 3  | 0  | 1   | 31  |     |
| 13            | MOYER, Matthew   | f      | 0-4    | 0-2    | 0-2   | 2   | 1        | 3   | 0   | 0  | 0  | 0  | 0  | 0   | 11  |     |
| 24            | NESMITH, Aaron   | f      | 3-6    | 2-3    | 1-2   | 0   | 5        | 5   | 2   | 9  | 0  | 1  | 0  | 1   | 27  |     |
| 11            | SHITTU, Simisola | c      | 3-9    | 0-3    | 1-1   | 0   | 4        | 4   | 1   | 7  | 1  | 6  | 0  | 0   | 23  |     |
| 00            | LEE, Saben       | g      | 9-12   | 2-2    | 4-4   | 1   | 7        | 8   | 1   | 24 | 3  | 6  | 1  | 3   | 37  |     |
| 02            | TOYE, Joe        | g      | 0-5    | 0-3    | 0-0   | 1   | 1        | 2   | 0   | 0  | 0  | 4  | 0  | 2   | 18  |     |
| 03            | EVANS, Maxwell   | g      | 0-1    | 0-1    | 0-0   | 0   | 1        | 1   | 0   | 0  | 1  | 0  | 0  | 0   | 9   |     |
| 15            | BROWN, Clevon    | g      | 2-3    | 0-0    | 0-0   | 2   | 0        | 2   | 4   | 4  | 1  | 1  | 1  | 0   | 20  |     |
| 32            | RYAN, Matt       | g      | 3-9    | 1-5    | 0-1   | 2   | 3        | 5   | 2   | 7  | 1  | 0  | 1  | 0   | 24  |     |
| <b>Team</b>   |                  |        |        |        |       | 0   | 0        | 0   |     |    | 1  |    |    |     |     |     |
| <b>Totals</b> |                  |        | 21-57  | 5-21   | 8-12  | 10  | 24       | 34  | 13  | 55 | 7  | 22 | 3  | 7   | 200 |     |

FG % 1st Half: 10-27 37.0% 2nd half: 11-30 36.7% Game: 21-57 36.8%  
3FG % 1st Half: 3-8 37.5% 2nd half: 2-13 15.4% Game: 5-21 23.8%  
FT % 1st Half: 0-1 0.0% 2nd half: 8-11 72.7% Game: 8-12 66.7%

**Oklahoma 86 • 15-5**

| #             | Player              | Total  |        |        | 3-Ptr |     | Rebounds |     |     | PF | TP | A  | TO | Blk | Stl | Min |
|---------------|---------------------|--------|--------|--------|-------|-----|----------|-----|-----|----|----|----|----|-----|-----|-----|
|               |                     | FG-FGA | FG-FGA | FT-FTA | Off   | Def | Tot      | Off | Def |    |    |    |    |     |     |     |
| 21            | Doolittle, Kristian | f      | 1-4    | 0-0    | 2-2   | 0   | 3        | 3   | 1   | 4  | 0  | 1  | 0  | 1   | 15  |     |
| 35            | Manek, Brady        | f      | 6-11   | 2-6    | 2-2   | 1   | 3        | 4   | 2   | 16 | 0  | 2  | 1  | 0   | 24  |     |
| 00            | James, Christian    | g      | 8-15   | 3-9    | 2-2   | 2   | 3        | 5   | 0   | 21 | 2  | 1  | 0  | 3   | 28  |     |
| 01            | Odomes, Rashard     | g      | 7-8    | 0-0    | 0-1   | 1   | 2        | 3   | 2   | 14 | 3  | 0  | 0  | 1   | 22  |     |
| 24            | Bieniemy, Jamal     | g      | 0-2    | 0-1    | 0-0   | 0   | 5        | 5   | 1   | 0  | 7  | 1  | 0  | 4   | 29  |     |
| 02            | Calixte, Aaron      | g      | 3-8    | 2-5    | 0-0   | 0   | 1        | 1   | 2   | 8  | 1  | 0  | 0  | 0   | 22  |     |
| 03            | Reynolds, Miles     | g      | 4-6    | 0-0    | 1-2   | 0   | 1        | 1   | 2   | 9  | 2  | 2  | 0  | 1   | 16  |     |
| 04            | McNeace, Jamuni     | g      | 1-3    | 0-0    | 0-0   | 0   | 3        | 3   | 0   | 2  | 0  | 0  | 0  | 1   | 19  |     |
| 05            | Freeman, Matt       | g      | 2-4    | 0-2    | 0-0   | 0   | 1        | 1   | 0   | 4  | 0  | 1  | 1  | 0   | 10  |     |
| 22            | Geha, Patrick       | g      | 1-1    | 0-0    | 0-0   | 0   | 0        | 0   | 0   | 2  | 0  | 1  | 0  | 0   | 4   |     |
| 32            | Streller, Read      | g      | 0-0    | 0-0    | 0-0   | 0   | 1        | 1   | 1   | 0  | 0  | 1  | 0  | 0   | 3   |     |
| 44            | Polla, Hannes       | g      | 3-3    | 0-0    | 0-0   | 0   | 2        | 2   | 2   | 6  | 0  | 1  | 2  | 0   | 8   |     |
| <b>Team</b>   |                     |        |        |        |       | 3   | 4        | 7   |     |    | 1  |    |    |     |     |     |
| <b>Totals</b> |                     |        | 36-65  | 7-23   | 7-9   | 7   | 29       | 36  | 13  | 86 | 15 | 12 | 4  | 11  | 200 |     |

FG % 1st Half: 16-36 44.4% 2nd half: 20-29 69.0% Game: 36-65 55.4%  
3FG % 1st Half: 5-15 33.3% 2nd half: 2-8 25.0% Game: 7-23 30.4%  
FT % 1st Half: 4-5 80.0% 2nd half: 3-4 75.0% Game: 7-9 77.8%

Officials: Kipp Kissinger, Chance Moore, Tony Padilla  
Technical fouls: Vanderbilt-None. Oklahoma-None.  
Attendance: 8848

2019 SEC/Big 12 Challenge  
Estimated Attendance: 7,526

| Score by periods | 1st | 2nd | Total |
|------------------|-----|-----|-------|
| Vanderbilt       | 23  | 32  | 55    |
| Oklahoma         | 41  | 45  | 86    |

Last FG - VU 2nd-03:29, OU 2nd-00:48.  
Largest lead - VU by 2 1st-12:08, OU by 31 2nd-0

# 2018-19 Box Scores



**Official Basketball Box Score -- Game Totals -- Final Statistics**  
**Vanderbilt vs Mizzou**  
 02/02/19 7:30 p.m. at Mizzou Arena



**Vanderbilt 67 • 9-12 (0-8)**

| #      | Player           | Total  |        | 3-Ptr  |     | Rebounds |     |    | PF | TP | A  | TO | Blk | Stl | Min |
|--------|------------------|--------|--------|--------|-----|----------|-----|----|----|----|----|----|-----|-----|-----|
|        |                  | FG-FGA | FG-FGA | FT-FTA | Off | Def      | Tot |    |    |    |    |    |     |     |     |
| 00     | LEE, Saben       | * 4-10 | 0-3    | 7-9    | 0   | 1        | 1   | 2  | 15 | 7  | 4  | 0  | 1   | 35  |     |
| 01     | WETZELL, Yanni   | * 2-5  | 1-3    | 0-0    | 0   | 3        | 3   | 1  | 5  | 0  | 1  | 2  | 0   | 16  |     |
| 03     | EVANS, Maxwell   | * 2-6  | 0-2    | 0-0    | 0   | 3        | 3   | 1  | 4  | 2  | 1  | 0  | 0   | 27  |     |
| 11     | SHITTU, Simisola | * 1-2  | 0-0    | 2-4    | 1   | 3        | 4   | 2  | 4  | 1  | 0  | 0  | 1   | 18  |     |
| 24     | NESMITH, Aaron   | * 4-9  | 2-7    | 9-10   | 0   | 4        | 4   | 5  | 19 | 0  | 2  | 0  | 0   | 35  |     |
| 02     | TOYE, Joe        | * 2-4  | 2-4    | 0-0    | 0   | 3        | 3   | 2  | 6  | 0  | 1  | 0  | 0   | 23  |     |
| 13     | MOYER, Matthew   | * 0-1  | 0-1    | 0-0    | 0   | 0        | 0   | 1  | 0  | 0  | 0  | 0  | 0   | 1   |     |
| 15     | BROWN, Clevon    | * 3-5  | 0-1    | 2-3    | 1   | 0        | 1   | 3  | 8  | 1  | 2  | 2  | 0   | 21  |     |
| 32     | RYAN, Matt       | * 2-4  | 2-3    | 0-0    | 0   | 2        | 2   | 3  | 6  | 0  | 1  | 0  | 0   | 24  |     |
| Team   |                  |        |        |        | 0   | 5        | 5   |    |    |    |    |    |     |     |     |
| Totals |                  | 20-46  | 7-24   | 20-26  | 2   | 24       | 26  | 20 | 67 | 11 | 12 | 4  | 2   | 200 |     |

FG % 1st Half: 8-23 34.8% 2nd half: 12-23 52.2% Game: 20-46 43.5%  
 3FG % 1st Half: 0-10 0.0% 2nd half: 7-14 50.0% Game: 7-24 29.2%  
 FT % 1st Half: 12-16 75.0% 2nd half: 8-10 80.0% Game: 20-26 76.9%

**Mizzou 77 • 11-9 (2-6)**

| #      | Player           | Total  |        | 3-Ptr  |     | Rebounds |     |    | PF | TP | A | TO | Blk | Stl | Min |
|--------|------------------|--------|--------|--------|-----|----------|-----|----|----|----|---|----|-----|-----|-----|
|        |                  | FG-FGA | FG-FGA | FT-FTA | Off | Def      | Tot |    |    |    |   |    |     |     |     |
| 01     | PINSON, Xavier   | * 2-3  | 1-2    | 4-6    | 1   | 2        | 3   | 2  | 9  | 2  | 0 | 0  | 0   | 17  |     |
| 04     | PICKETT, Javon   | * 4-11 | 1-3    | 3-5    | 3   | 2        | 5   | 0  | 12 | 0  | 1 | 0  | 0   | 30  |     |
| 15     | GEIST, Jordan    | * 5-12 | 2-7    | 3-7    | 2   | 3        | 5   | 2  | 15 | 6  | 1 | 0  | 0   | 36  |     |
| 23     | TILMON, Jeremiah | * 7-12 | 0-1    | 5-5    | 3   | 5        | 8   | 4  | 19 | 1  | 1 | 1  | 1   | 35  |     |
| 24     | PURYEAR, Kevin   | * 0-5  | 0-3    | 0-0    | 0   | 10       | 10  | 2  | 0  | 2  | 3 | 0  | 1   | 17  |     |
| 00     | WATSON, Torrence | * 5-8  | 2-5    | 0-0    | 0   | 0        | 0   | 3  | 12 | 2  | 0 | 0  | 1   | 28  |     |
| 02     | SANTOS, K.J.     | * 0-1  | 0-0    | 0-0    | 0   | 0        | 0   | 0  | 0  | 0  | 0 | 0  | 0   | 4   |     |
| 03     | SUGGS, Ronnie    | * 1-1  | 0-0    | 1-1    | 0   | 1        | 1   | 1  | 3  | 0  | 2 | 0  | 0   | 9   |     |
| 05     | SMITH, Mitchell  | * 2-3  | 1-1    | 0-0    | 0   | 2        | 2   | 2  | 5  | 1  | 1 | 1  | 1   | 20  |     |
| 14     | NIKKO, Reed      | * 1-3  | 0-0    | 0-0    | 1   | 0        | 1   | 1  | 2  | 0  | 0 | 0  | 0   | 4   |     |
| Team   |                  |        |        |        | 1   | 1        | 2   |    |    |    |   |    |     |     |     |
| Totals |                  | 27-59  | 7-22   | 16-24  | 11  | 26       | 37  | 17 | 77 | 14 | 9 | 2  | 4   | 200 |     |

FG % 1st Half: 15-31 48.4% 2nd half: 12-28 42.9% Game: 27-59 45.8%  
 3FG % 1st Half: 3-10 30.0% 2nd half: 4-12 33.3% Game: 7-22 31.8%  
 FT % 1st Half: 4-7 57.1% 2nd half: 12-17 70.6% Game: 16-24 66.7%

Officials: Anthony Jordan, Jason Baker, R.B. Clyburn  
 Technical fouls: Vanderbilt-None. Mizzou-GEIST, Jordan.  
 Attendance: 11091

| Score by periods | 1st | 2nd | Total |
|------------------|-----|-----|-------|
| Vanderbilt       | 28  | 39  | 67    |
| Mizzou           | 37  | 40  | 77    |

|        | In    | Off | 2nd    | Fast  | Bench |
|--------|-------|-----|--------|-------|-------|
| Points | Paint | T/O | Chance | Break |       |
| VU     | 26    | 9   | 3      | 4     | 20    |
| MIZ    | 36    | 13  | 11     | 2     | 22    |

Last FG - VU 2nd-01:17, MIZ 2nd-00:50.  
 Largest lead - VU by 2 1st-19:37, MIZ by 15 2nd-13:43.  
 VU led for 00:57, MIZ led for 38:40. Game was tied for 00:23.

Score tied - 1 time.  
 Lead changed - 1 time.



**Official Basketball Box Score -- Game Totals -- Final Statistics**  
**Vanderbilt vs Arkansas**  
 02/05/19 8:00 pm at Fayetteville, Ark. - Bud Walton Arena



**Vanderbilt 66 • 9-13, 0-9 SEC**

| #      | Player           | Total  |        | 3-Ptr  |     | Rebounds |     |    | PF | TP | A  | TO | Blk | Stl | Min |
|--------|------------------|--------|--------|--------|-----|----------|-----|----|----|----|----|----|-----|-----|-----|
|        |                  | FG-FGA | FG-FGA | FT-FTA | Off | Def      | Tot |    |    |    |    |    |     |     |     |
| 11     | SHITTU, Simisola | f 4-7  | 0-0    | 4-5    | 5   | 3        | 8   | 3  | 12 | 2  | 4  | 1  | 0   | 27  |     |
| 15     | BROWN, Clevon    | f 3-5  | 0-1    | 0-3    | 2   | 5        | 7   | 4  | 6  | 0  | 0  | 0  | 1   | 24  |     |
| 24     | NESMITH, Aaron   | f 3-10 | 2-6    | 0-0    | 0   | 5        | 5   | 4  | 8  | 2  | 2  | 0  | 2   | 34  |     |
| 32     | RYAN, Matt       | f 1-5  | 1-5    | 3-3    | 0   | 2        | 2   | 2  | 6  | 2  | 1  | 0  | 0   | 21  |     |
| 00     | LEE, Saben       | g 3-3  | 2-2    | 3-4    | 0   | 1        | 1   | 5  | 11 | 4  | 3  | 1  | 0   | 23  |     |
| 01     | WETZELL, Yanni   | * 2-4  | 0-0    | 1-2    | 1   | 1        | 2   | 0  | 5  | 0  | 0  | 2  | 1   | 16  |     |
| 02     | TOYE, Joe        | * 6-11 | 4-6    | 2-4    | 2   | 2        | 4   | 2  | 18 | 0  | 2  | 0  | 1   | 28  |     |
| 03     | EVANS, Maxwell   | * 0-2  | 0-1    | 0-0    | 0   | 0        | 0   | 2  | 0  | 2  | 1  | 0  | 0   | 17  |     |
| 13     | MOYER, Matthew   | * 0-2  | 0-0    | 0-0    | 0   | 1        | 1   | 1  | 0  | 0  | 0  | 0  | 0   | 10  |     |
| Team   |                  |        |        |        | 1   | 1        | 2   |    |    |    |    |    |     |     |     |
| Totals |                  | 22-49  | 9-21   | 13-21  | 11  | 21       | 32  | 23 | 66 | 12 | 14 | 4  | 5   | 200 |     |

FG % 1st Half: 13-25 52.0% 2nd half: 9-24 37.5% Game: 22-49 44.9%  
 3FG % 1st Half: 3-10 30.0% 2nd half: 6-11 54.5% Game: 9-21 42.9%  
 FT % 1st Half: 6-9 66.7% 2nd half: 7-12 58.3% Game: 13-21 61.9%

**Arkansas 69 • 14-8, 5-4 SEC**

| #      | Player             | Total  |        | 3-Ptr  |     | Rebounds |     |    | PF | TP | A  | TO | Blk | Stl | Min |
|--------|--------------------|--------|--------|--------|-----|----------|-----|----|----|----|----|----|-----|-----|-----|
|        |                    | FG-FGA | FG-FGA | FT-FTA | Off | Def      | Tot |    |    |    |    |    |     |     |     |
| 02     | BAILEY, Adrio      | f 2-5  | 0-0    | 0-0    | 1   | 2        | 3   | 3  | 4  | 1  | 1  | 0  | 1   | 19  |     |
| 10     | GAFFORD, Daniel    | f 9-14 | 0-0    | 10-12  | 2   | 7        | 9   | 2  | 28 | 3  | 2  | 2  | 0   | 33  |     |
| 01     | JOE, Isaiah        | g 6-11 | 6-10   | 0-0    | 1   | 3        | 4   | 2  | 18 | 5  | 0  | 0  | 0   | 34  |     |
| 05     | HARRIS, Jalen      | g 1-6  | 0-2    | 0-1    | 1   | 4        | 5   | 3  | 2  | 3  | 0  | 0  | 0   | 30  |     |
| 13     | JONES, Mason       | g 2-7  | 1-5    | 2-3    | 0   | 1        | 1   | 1  | 7  | 2  | 2  | 0  | 1   | 32  |     |
| 00     | SILLS, Desi        | * 0-1  | 0-0    | 2-2    | 0   | 0        | 0   | 0  | 2  | 3  | 1  | 0  | 0   | 10  |     |
| 22     | EMBERY-SIMPSON, K. | * 2-5  | 1-2    | 0-0    | 0   | 1        | 1   | 1  | 5  | 0  | 0  | 0  | 0   | 14  |     |
| 02     | OSABUOHINEN, Gabe  | * 0-0  | 0-0    | 0-0    | 0   | 1        | 1   | 4  | 0  | 1  | 1  | 0  | 2   | 10  |     |
| 35     | CHANEY, Reggie     | * 1-2  | 0-0    | 1-2    | 1   | 1        | 2   | 1  | 3  | 0  | 3  | 0  | 0   | 18  |     |
| Team   |                    |        |        |        | 2   | 1        | 3   |    |    |    |    |    |     |     |     |
| Totals |                    | 23-51  | 8-19   | 15-20  | 8   | 21       | 39  | 17 | 69 | 18 | 11 | 2  | 4   | 200 |     |

FG % 1st Half: 10-23 43.5% 2nd half: 13-28 46.4% Game: 23-51 45.1%  
 3FG % 1st Half: 6-13 46.2% 2nd half: 2-6 33.3% Game: 8-19 42.1%  
 FT % 1st Half: 8-10 80.0% 2nd half: 7-10 70.0% Game: 15-20 75.0%

Officials: Doug Shows, Todd Austin, Mike Nance  
 Technical fouls: Vanderbilt-None. Arkansas-None.  
 Attendance: 13587  
 Tickets Scanned: 6,347  
 Fouled out: Vanderbilt #0, Lee (0:08.2 2H)

| Score by periods | 1st | 2nd | Total |
|------------------|-----|-----|-------|
| Vanderbilt       | 35  | 31  | 66    |
| Arkansas         | 34  | 35  | 69    |

|        | In    | Off | 2nd    | Fast  | Bench |
|--------|-------|-----|--------|-------|-------|
| Points | Paint | T/O | Chance | Break |       |
| VU     | 24    | 11  | 10     | 11    | 23    |
| AR     | 26    | 14  | 6      | 13    | 10    |

Last FG - VU 2nd-00:40, AR 2nd-00:14.  
 Largest lead - VU by 10 2nd-03:57, AR by 10 2nd-10:17.  
 VU led for 17:24, AR led for 20:12. Game was tied for 02:24.

Score tied - 4 times.  
 Lead changed - 12 times.



**Official Basketball Box Score -- Game Totals -- Final Statistics**  
**Alabama vs Vanderbilt**  
 02/09/19 7:30 p.m. at Nashville, Tenn. (Memorial Gym)



**Alabama 77 • 15-8, 6-4 SEC**

| #      | Player            | Total  |        | 3-Ptr  |     | Rebounds |     |    | PF | TP | A  | TO | Blk | Stl | Min |
|--------|-------------------|--------|--------|--------|-----|----------|-----|----|----|----|----|----|-----|-----|-----|
|        |                   | FG-FGA | FG-FGA | FT-FTA | Off | Def      | Tot |    |    |    |    |    |     |     |     |
| 00     | Hall, Donta       | f 2-5  | 1-1    | 2-2    | 1   | 3        | 4   | 3  | 7  | 1  | 1  | 0  | 0   | 22  |     |
| 34     | Mack, Tevin       | f 2-10 | 1-5    | 0-0    | 1   | 3        | 4   | 1  | 5  | 1  | 0  | 1  | 0   | 20  |     |
| 02     | Lewis Jr., Kira   | g 6-11 | 2-4    | 4-4    | 0   | 2        | 2   | 3  | 18 | 4  | 2  | 0  | 0   | 34  |     |
| 10     | Jones, Herbert    | g 4-6  | 0-0    | 1-2    | 3   | 1        | 4   | 3  | 9  | 0  | 2  | 0  | 1   | 26  |     |
| 12     | Ingram, Dazon     | g 3-5  | 3-3    | 3-4    | 0   | 4        | 4   | 2  | 12 | 1  | 3  | 0  | 1   | 25  |     |
| 01     | Norris, Riley     | * 3-9  | 3-6    | 6-7    | 1   | 11       | 12  | 3  | 15 | 0  | 1  | 1  | 0   | 26  |     |
| 04     | Giddens, Daniel   | * 1-3  | 0-0    | 1-2    | 0   | 2        | 2   | 3  | 3  | 1  | 2  | 3  | 0   | 16  |     |
| 05     | Johnson Jr, Avery | * 0-3  | 0-1    | 0-0    | 0   | 0        | 0   | 1  | 0  | 0  | 0  | 0  | 0   | 4   |     |
| 23     | Petty, John       | * 3-6  | 2-3    | 0-0    | 0   | 1        | 1   | 0  | 8  | 3  | 1  | 0  | 2   | 26  |     |
| 24     | Schaffer, Lawson  | * 0-1  | 0-1    | 0-0    | 0   | 0        | 0   | 0  | 0  | 0  | 0  | 0  | 0   | 1   |     |
| Team   |                   |        |        |        | 5   | 4        | 9   |    |    |    |    |    |     |     |     |
| Totals |                   | 24-59  | 12-24  | 17-21  | 11  | 31       | 42  | 19 | 77 | 11 | 13 | 5  | 4   | 200 |     |

FG % 1st Half: 14-33 42.4% 2nd half: 10-26 38.5% Game: 24-59 40.7%  
 3FG % 1st Half: 5-11 45.5% 2nd half: 7-13 53.8% Game: 12-24 50.0%  
 FT % 1st Half: 5-6 83.3% 2nd half: 12-15 80.0% Game: 17-21 81.0%

**Vanderbilt 67 • 9-14, 0-10 SEC**


| #      | Player           | Total  |        | 3-Ptr  |     | Rebounds |     |    | PF | TP | A  | TO | Blk | Stl | Min |
|--------|------------------|--------|--------|--------|-----|----------|-----|----|----|----|----|----|-----|-----|-----|
|        |                  | FG-FGA | FG-FGA | FT-FTA | Off | Def      | Tot |    |    |    |    |    |     |     |     |
| 11     | SHITTU, Simisola | f 4-10 | 0-0    | 3-6    | 1   | 3        | 4   | 2  | 11 | 2  | 2  | 1  | 2   | 32  |     |
| 15     | BROWN, Clevon    | f 1-3  | 1-1    | 3-6    | 0   | 0        | 0   | 2  | 6  | 0  | 2  | 3  | 0   | 22  |     |
| 24     | NESMITH, Aaron   | f 1-6  | 1-5    | 3-4    | 0   | 7        | 7   | 4  | 6  | 3  | 0  | 0  | 0   | 32  |     |
| 32     | RYAN, Matt       | f 2-7  | 2-7    | 2-2    | 2   | 3        | 5   | 2  | 8  | 0  | 0  | 0  | 0   | 22  |     |
| 00     | LEE, Saben       | g 9-13 | 2-3    | 4-6    | 1   | 4        | 5   | 2  | 24 | 3  | 2  | 0  | 3   | 37  |     |
| 01     | WETZELL, Yanni   | * 2-3  | 0-0    | 0-0    | 0   | 3        | 3   | 2  | 4  | 0  | 1  | 0  | 1   | 17  |     |
| 02     | TOYE, Joe        | * 2-7  | 2-5    | 0-2    | 1   | 2        | 3   | 3  | 6  | 2  | 3  | 1  | 0   | 27  |     |
| 03     | EVANS, Maxwell   | * 0-0  | 0-0    | 0-0    | 0   | 0        | 0   | 0  | 0  | 0  | 0  | 0  | 0   | 3   |     |
| 13     | MOYER, Matthew   | * 0-3  | 0-1    | 2-2    | 0   | 2        | 2   | 0  | 2  | 0  | 1  | 0  | 0   | 8   |     |
| Team   |                  |        |        |        | 0   | 2        | 2   |    |    |    |    |    |     |     |     |
| Totals |                  | 21-52  | 8-22   | 17-28  | 5   | 26       | 31  | 17 | 67 | 10 | 11 | 5  | 6   | 200 |     |

FG % 1st Half: 10-24 41.7% 2nd half: 11-28 39.3% Game: 21-52 40.4%  
 3FG % 1st Half: 4-12 33.3% 2nd half: 4-10 40.0% Game: 8-22 36.4%  
 FT % 1st Half: 7-12 58.3% 2nd half: 10-16 62.5% Game: 17-28 60.7%

Officials: Brian Shey, K.B. Burdett Jr., Gerald Williams  
 Technical fouls: Alabama-None. Vanderbilt-None.  
 Attendance: 10539

| Score by periods | 1st | 2nd | Total |
|------------------|-----|-----|-------|
| Alabama          | 38  | 39  | 77    |
| Vanderbilt       | 31  | 36  | 67    |

# HEAD COACH BRYCE DREW



### THE DREW FILE

**High School:** Valparaiso (Ind.), '94  
**College:** Bachelor of Arts In Sports Management, Valparaiso, '98  
**Family:** Wife, Tara, son Bryson (4)



### DREW THROUGH THE YEARS

| Year                                     | School            | Position        | W-L            | Conf.        | Postseason                        |
|--|-------------------|-----------------|----------------|--------------|-----------------------------------|
| 2019                                     | Vanderbilt        | Head Coach      | 9-15           | 0-11         | -                                 |
| 2018                                     | Vanderbilt        | Head Coach      | 12-20          | 6-12         | -                                 |
| 2017                                     | Vanderbilt        | Head Coach      | 19-16          | 10-8         | NCAA First Round                  |
| 2016                                     | Valparaiso        | Head Coach      | 30-7           | 16-2         | NIT Finals                        |
| 2015                                     | Valparaiso        | Head Coach      | 28-6           | 13-3         | NCAA Second Round                 |
| 2014                                     | Valparaiso        | Head Coach      | 18-16          | 9-7          | Colleg Insider.com First Round    |
| 2013                                     | Valparaiso        | Head Coach      | 26-8           | 13-3         | NCAA Second Round                 |
| 2012                                     | Valparaiso        | Head Coach      | 22-12          | 14-4         | NIT First Round                   |
| 2011                                     | Valparaiso        | Assistant Coach | 23-12          | 12-6         | Colleg Insider.com First Round    |
| 2010                                     | Valparaiso        | Assistant Coach | 15-17          | 10-8         | -                                 |
| 2009                                     | Valparaiso        | Assistant Coach | 9-22           | 5-13         | -                                 |
| 2008                                     | Valparaiso        | Assistant Coach | 22-14          | 9-9          | College Basketball Invite 2nd Rd. |
| 2007                                     | Valparaiso        | Assistant Coach | 16-15          | 9-5          | -                                 |
| 2006                                     | Valparaiso        | Assistant Coach | 17-12          | 8-8          | -                                 |
| 2005                                     | Valencia (Spain)  | Player          | 38-14          |              | Champions League Second Round     |
| 2004                                     | New Orleans (NBA) | Player          | 41-41          |              | East 1st round                    |
| 2003                                     | New Orleans (NBA) | Player          | 47-35          |              | East 1st round                    |
| 2002                                     | Charlotte (NBA)   | Player          | 44-38          |              | East Semifinals                   |
| 2001                                     | Chicago (NBA)     | Player          | 15-67          |              | -                                 |
| 2000                                     | Houston (NBA)     | Player          | 34-48          |              | -                                 |
| 1999                                     | Houston (NBA)     | Player          | 31-19          |              | West 1st round                    |
| 1998                                     | Valparaiso        | Player          | 23-10          | 13-3         | NCAA Regional Semifinals          |
| 1997                                     | Valparaiso        | Player          | 24-7           | 13-3         | NCAA First Round                  |
| 1996                                     | Valparaiso        | Player          | 22-10          | 13-5         | NCAA First Round                  |
| 1995                                     | Valparaiso        | Player          | 20-8           | 14-4         | -                                 |
| <b>Head Coach Totals</b>                 |                   |                 | <b>164-100</b> | <b>81-51</b> |                                   |
| <b>Totals at Vanderbilt (Head Coach)</b> |                   |                 | <b>40-51</b>   | <b>16-31</b> |                                   |
| <b>Totals at Valparaiso (Head Coach)</b> |                   |                 | <b>124-49</b>  | <b>65-19</b> |                                   |
| <b>Totals at Valparaiso (Assistant)</b>  |                   |                 | <b>102-92</b>  | <b>53-49</b> |                                   |
| <b>Totals at Valparaiso (playing)</b>    |                   |                 | <b>89-35</b>   | <b>53-15</b> |                                   |
| <b>Totals as NBA Player</b>              |                   |                 | <b>212-248</b> |              |                                   |

|              |   |
|--------------|---|
| <b>3</b>     | Three-time Conference Coach of the Year   |
| <b>25</b>    | Averaged 25 wins a year in five years at Valparaiso   |
| <b>27</b>    | 27th coach in Vanderbilt basketball history, and ninth of the modern era.   |
| <b>5</b>     | Postseason appearances as a head coach, including three in the NCAA Tournament and two in the NIT.  |
| <b>16</b>    | Coached 16 All-Conference honorees.   |
| <b>30</b>    | Won 30 games with Valparaiso in 2015-16.  |
| <b>2,142</b> | Career points scored at Valparaiso - the 2nd most in the program's history. He is also the program's leader in 3-pointers made (364) and assists (626). |
| <b>2</b>     | Two-time NABC District 12 Coach of the Year   |
| <b>6</b>     | Played six seasons in the NBA... Two with Houston, one with Chicago, and three with Charlotte/New Orleans   |
| <b>1,000</b> | Scored over 1,000 points in his NBA career.   |
| <b>12</b>    | Played alongside 12 NBA All-Stars   |
| <b>3</b>     | Played with three players named among the Top 50 NBA Players of All Time - Charles Barkley, Hakeem Olajuwon, and Scottie Pippen                         |
| <b>10</b>    | Recruited a consensus Top 10 recruiting class for the class of 2018.  |



**VANDERBILT  
ATHLETIC COMMUNICATIONS**

**INTERVIEW POLICY**

Vanderbilt head coach Bryce Drew and selected Vanderbilt players will be available to the media before practice on a weekly basis during the non-conference season, and bi-weekly during the SEC season.

The times for those media sessions will be emailed to media members in advance of those pre-practice interviews.

Media may photograph the first 20 minutes of practice. All practices are closed to the public.

**POSTGAME INTERVIEW POLICY**

Vanderbilt head coach Bryce Drew will enter the Memorial Gym interview room after the NCAA-mandated 10-minute cooling off period, and after the visiting team makes an appearance in the interview room.

**VUCOMMODORES.COM**

The official website of Vanderbilt athletics, vucommo-  
dore.com, includes pregame notes, season statistics,  
videos of press conferences and meetings with the media,  
live stats, twitter feeds, and streaming audio and video of  
everything that is Commodore athletics.

**@VANDYMBB**

The official Twitter feed of Vanderbilt men's basketball,  
follow the latest information and get breaking news on Com-  
modore basketball.

**VANDERBILT QUICK FACTS**

**Location** ..... Nashville, Tenn.  
**Founded** ..... 1873  
**Conference** ..... Southeastern  
**Enrollment** ..... 6,738  
**Nickname** ..... Commodores  
**Colors** ..... Black and Gold  
**Home Arena** ..... Memorial Gymnasium (14,316)  
**Chancellor** ..... Nicholas Zeppos  
**Vice Chancellor** ..... David Williams II  
**Faculty Rep.** ..... Dr. Susan Wente

**Athletic Communications**

**Men's Basketball SID** ..... Andy Boggs  
**Media Relations Address** ..... 2601 Jess Neely Dr.  
Nashville, TN 37212  
**Office Phone** ..... (615) 343-1847  
**E-Mail** ..... Andy.Boggs@Vanderbilt.edu

**INS AND OUTS**

| <b>Career Games Played</b> |              |               |                     |  |
|----------------------------|--------------|---------------|---------------------|--|
| <b>Player</b>              | <b>Games</b> | <b>Starts</b> | <b>Cons. Starts</b> |  |
| Joe Toye                   | 121          | 38            | -                   |  |
| Matt Ryan                  | 95           | 24            | 3                   |  |
| Clevon Brown               | 90           | 9             | 3                   |  |
| Yanni Wetzell              | 83           | 68            | -                   |  |
| Matthew Moyer              | 59           | 25            | -                   |  |
| Saben Lee                  | 56           | 53            | 49                  |  |
| Maxwell Evans              | 52           | 16            | -                   |  |
| Aaron Nesmith              | 24           | 11            | 11                  |  |
| Simisola Shittu            | 24           | 24            | 24                  |  |
| Darius Garland             | 5            | 5             | -                   |  |
| Isaiah Rice                | 5            | -             | -                   |  |
| Mac Hunt                   | 3            | -             | -                   |  |

| <b>Double-Digit Scoring Games</b> |                        |               |              |  |
|-----------------------------------|------------------------|---------------|--------------|--|
| <b>Player</b>                     | <b>Career (Record)</b> | <b>'18-19</b> | <b>Cons.</b> |  |
| Saben Lee                         | 34 (13-21)             | 17 (7-10)     | -            |  |
| Joe Toye                          | 28 (15-13)             | 10 (6-4)      | -            |  |
| Matt Ryan                         | 14                     | 9 (6-3)       | -            |  |
| Simisola Shittu                   | 16 (8-8)               | 16 (8-8)      | -            |  |
| Aaron Nesmith                     | 9 (3-6)                | 9 (3-6)       | 1 (0-1)      |  |
| Maxwell Evans                     | 7 (4-3)                | 4 (2-2)       | -            |  |
| Darius Garland                    | 3 (3-0)                | 3 (3-0)       | -            |  |
| Matthew Moyer                     | 3 (3-0)                | 3 (3-0)       | -            |  |
| Clevon Brown                      | 1 (1-0)                | -             | -            |  |
| Yanni Wetzell                     | 3 (3-0)                | 3 (3-0)       | -            |  |

| <b>Double-Digit Rebounding Games</b> |               |               |              |  |
|--------------------------------------|---------------|---------------|--------------|--|
| <b>Player</b>                        | <b>Career</b> | <b>'18-19</b> | <b>Cons.</b> |  |
| Simisola Shittu                      | 3 (2-1)       | 3 (2-1)       | -            |  |
| Aaron Nesmith                        | 1 (1-0)       | 1 (1-0)       | -            |  |

| <b>Double-Doubles</b> |               |               |              |  |
|-----------------------|---------------|---------------|--------------|--|
| <b>Player</b>         | <b>Career</b> | <b>'18-19</b> | <b>Cons.</b> |  |
| Simisola Shittu       | 2 (2-1)       | 2 (2-1)       | -            |  |
| Aaron Nesmith         | 1 (1-0)       | 1 (1-0)       | -            |  |

**2018-19 TRENDS**

|   |      |
|---|------|
| Winning Opening Tip                     | 7-7  |
| Losing Opening Tip                      | 2-8  |
| VU Scores First                         | 6-6  |
| Opponent Scores First                   | 3-9  |
| Leading at Halftime                     | 9-4  |
| Trailing at Halftime                    | 0-11 |
| Tied at Halftime                        | 0-0  |
| Leading with Five Minutes Remaining     | 9-2  |
| Trailing with Five Minutes Remaining    | 0-12 |
| Tied with Five Minutes Remaining        | 0-1  |
| Leading with Two Minutes Remaining      | 9-2  |
| Trailing with Two Minutes Remaining     | 0-12 |
| Tied with Two Minutes Remaining         | 0-1  |
| Overtime                                | 0-1  |
| Games Decided by Three Points or Less   | 0-3  |
| Games Decided by 4-10 Points            | 2-7  |
| Games Decided by 11-20 Points           | 3-4  |
| Games Decided by 21-plus Points         | 4-2  |
| VU Shoots 50% or Better                 | 5-1  |
| VU Shoots 40% or Better                 | 4-6  |
| VU Shoots Lower Than 40%                | 1-8  |
| Opponent Shoots 50% or Better           | 0-3  |
| Opponent Shoots 40% or Better           | 3-10 |
| Opponent Shoots Lower Than 40%          | 6-1  |
| VU Outshoots Opponent                   | 8-5  |
| VU Outshot by Opponent                  | 1-10 |
| Shoot Same Percentage                   | 0-0  |
| VU Scores 70 Points or More             | 6-3  |
| VU Scores Less Than 70 Points           | 0-11 |
| VU Scores 80 Points or More             | 4-1  |
| VU Scores 90 Points or More             | 4-0  |
| Opponent Scores 70 Points or More       | 5-5  |
| Opponent Scores Less Than 70 Points     | 4-4  |
| Opponent Scores 80 Points or More       | 1-6  |
| Opponent Scores 90 Points or More       | 0-0  |
| Makes More 3-Pointers Than Opponent     | 6-5  |
| Makes Fewer 3-Pointers Than Opponent    | 3-6  |
| 3-Pointers are Equal                    | 0-4  |
| Outrebounded Opponent                   | 7-4  |
| Outrebounded by Opponent                | 2-10 |
| Rebounds are Equal                      | 0-1  |
| Playing on National TV                  | 2-13 |
| Playing on Regional TV                  | 0-0  |
| Online Only                             | 7-2  |
| Playing on Weekday                      | 6-7  |
| Playing on Weekend                      | 2-7  |
| Game Tips Before 6 p.m. CT (afternoons) | 2-4  |
| Game Tips After 6 p.m. CT (evenings)    | 7-11 |
| In White Uniforms                       | 8-6  |
| In Gold Uniforms                        | 0-1  |
| In Black Uniforms                       | 1-8  |
| In Grey Uniforms                        | 0-0  |
| In November                             | 5-1  |
| In December                             | 3-2  |
| In January                              | 0-8  |
| In February                             | 0-4  |
| In March                                | 0-0  |
| Home                                    | 8-7  |
| Neutral                                 | 0-1  |
| Away                                    | 1-7  |
| <b>Conferences</b>                      |      |
| vs. Non-Conference                      | 9-3  |
| ACC                                     | 0-1  |
| ASUN                                    | 1-0  |
| Big 12                                  | 0-2  |
| Big South                               | 2-0  |
| C-USA                                   | 1-0  |
| Mid-American                            | 0-1  |
| Mid-Eastern Athletic                    | 1-0  |
| Ohio Valley                             | 1-0  |
| Pac 12                                  | 2-0  |
| SWAC                                    | 1-0  |
| Vs. SEC                                 | 0-11 |
| <b>Lineups</b>                          |      |
| Garland, Lee, Ryan, Toye, Shittu        | 4-1  |
| Brown, Lee, Ryan, Shittu, Toye          | 1-1  |
| Lee, Moyer, Ryan, Shittu, Toye          | 2-1  |
| Lee, Ryan, Shittu, Toye, Wetzell        | 2-1  |
| Lee, Nesmith, Ryan, Shittu, Wetzell     | 0-2  |
| Lee, Nesmith, Ryan, Shittu, Toye        | 0-3  |
| Lee, Moyer, Nesmith, Shittu, Wetzell    | 0-2  |
| Evans, Lee, Nesmith, Shittu, Wetzell    | 0-1  |
| Brown, Lee, Nesmith, Ryan, Shittu       | 0-3  |

**SEC PRESEASON POLL**

**Preseason Media Poll, Pts**

1. Kentucky
2. Tennessee
3. Auburn
4. Mississippi State
5. Florida
6. LSU
7. Alabama
- 8. Vanderbilt**
9. Missouri
10. Arkansas
11. South Carolina
12. Texas A&M
13. Georgia
14. Ole Miss

**First Team All-SEC**

- Daniel Gafford – Arkansas
- Reid Travis – Kentucky
- Tremont Waters – LSU
- Chris Silva – South Carolina
- Grant Williams – Tennessee

**Second Team All-SEC**

- Bryce Brown – Auburn
- Jared Harper – Auburn
- Jalen Hudson – Florida
- PJ Washington – Kentucky
- Quinnndary Weatherspoon – Mississippi State
- Jontay Porter – Missouri
- Admiral Schofield – Tennessee

**SEC Player of the Year**

- Grant Williams – Tennessee



## 2018-19 Roster

| No. | Name            | Pos. | Ht.  | Wt. | Cl.-Yr      | Hometown (Previous School)                        |
|-----|-----------------|------|------|-----|-------------|---|
| 0   | Saben Lee       | G    | 6-2  | 183 | So. - 2nd   | Phoenix, Ariz. (Corona Del Sol)                   |
| 1   | Yanni Wetzell   | F/C  | 6-10 | 240 | R-Jr. - 4th | Auckland, N.Z. (St. Mary's (Texas)/Westlake Boys) |
| 2   | Joe Toye        | G/F  | 6-7  | 210 | Sr. - 4th   | Chicago, Ill. (Whitney Young)                     |
| 3   | Maxwell Evans   | G    | 6-2  | 192 | So. - 2nd   | Houston, Texas (Bellair)                          |
| 11  | Simisola Shittu | F/C  | 6-10 | 240 | Fr. - 1st   | Burlington, Ont. (Vermont Academy)                |
| 13  | Matthew Moyer   | F    | 6-8  | 217 | R-So. - 3rd | Gahanna, Ohio (Syrcause/South Kent Prep/Lincoln)  |
| 14  | Isaiah Rice     | G    | 5-11 | 195 | So. - 2nd   | Indianapolis, Ind. (Park Tudor)                   |
| 15  | Clevon Brown    | F    | 6-8  | 240 | Jr. -3rd    | San Antonio, Texas (Churchill)                    |
| 24  | Aaron Nesmith   | F    | 6-6  | 213 | Fr. - 1st   | Charleston, S.C. (Porter Gaud)                    |
| 30  | Mac Hunt        | G    | 6-6  | 182 | Fr. - 1st   | Chattanooga, Tenn. (McCallie)                     |
| 32  | Matt Ryan       | F    | 6-8  | 215 | R-Jr. - 4th | Cortlandt Manor, N.Y. (Notre Dame/Iona Prep)      |
| 50  | Ejike Obinna    | F/C  | 6-10 | 240 | So. - 2nd   | Enugu, Nigeria (Virginia Academy (Va.))           |

### COACHING STAFF

Head Coach..... **Bryce Drew** (Valparaiso, 1998) - 3rd  
 Associate Head Coach..... **Roger Powell** (Illinois, 2005) - 3rd  
 Assistant Coach..... **Jake Diebler** (Valparaiso, 2009) - 3rd  
 Assistant Coach..... **Casey Shaw** (Toledo, 1998) - 3rd  
 Director of Scouting ..... **Luke Simons** (Purdue, 2005) - 3rd  
 Director of Operations ..... **Matt Olinger** (Liberty, 2007) - 3rd

### SUPPORT STAFF

Athletic Communications Dir. .... **Andy Boggs** (Florida State, 1998)  
 Academic Support..... **Morgan Roche** (Quinnipiac, 2012)  
 Athletic Trainer..... **Brandon Wells** (UW-Stevens Point, 2007)  
 Strength and Conditioning ..... **Jeremy Anderson** (Liberty, 2011)

### PRONUNCIATION GUIDE

Clevon Brown ..... **CLEE-von**  
 Jake Diebler ..... **DEEB-ler**  
 Aaron Nesmith..... **NEE-smith**  
 Ejike Obinna ..... **EH-Je-KAY Oh-Bean-a**  
 Simisola Shittu..... **SIMI-sola Shi-TU**  
 Joe Toye..... **TOY**

### ROSTER BY CLASS

Seniors (1)  
**Joe Toye** .....Chicago, Ill.

Juniors (3)  
**Clevon Brown**..... San Antonio, Texas  
**Matt Ryan**.....Cortlandt Manor, N.Y.  
**Yanni Wetzell**.....Auckland, N.Z.

Sophomores (5)  
**Maxwell Evans**..... Houston, Texas  
**Saben Lee** .....Phoenix, Ariz.  
**Matthew Moyer**.....Gahanna, Ohio  
**Ejike Obinna** .....Enugu, Nigeria  
**Isaiah Rice** .....Indianapolis, Ind.

Freshman (3)  
**Mac Hunt**..... Chattanooga, Tenn.  
**Aaron Nesmith** ..... Charleston, S.C.  
**Simisola Shittu**.....Burlington, Ont.



# MEMORIAL MAGIC - THE HOME TO VANDERBILT HOOPS SINCE 1952

## HISTORIC MEMORIAL GYMNASIUM IN 67TH SEASON

Storied Memorial Gymnasium is in its 67th season as the host venue of Vanderbilt basketball. The SEC's most historic hoops setting has played host to more than 950 men's contests as well as the 1984 and 1991 SEC Tournaments and 40 men's and women's NCAA Tournament contests (since the early 1980s).

As the oldest gymnasium in the SEC, Memorial Gymnasium is renown for its end zone benches, raised floor and unique atmosphere. It was dedicated in 1952 as a memorial to all Vanderbilt men and women who served in World War II. It was built by the late master architect Edwin Keeble, who was commissioned to build a combination gymnasium/concert hall.

|             |  |
|-------------|--|
| <b>.778</b> | All-time winning percentage at Memorial Gym (802-233).                   |
| <b>.887</b> | Winning percentage against non-conference opponents since 1990 (220-28). |
| <b>6</b>    | Undefeated seasons at home.  |

### Winningest Coaches at Memorial Gymnasium

| Coach                            | Yrs | Record |
|----------------------------------|-----|--------|
| 1. Kevin Stallings (2000-16)     | 17  | 226-65 |
| 2. Roy Skinner (1959, 1962-76)   | 16  | 181-41 |
| 3. Bob Polk (1948-58, 1960-61)   | 8   | 96-15  |
| 4. C.M. Newton (1982-89)         | 8   | 91-37  |
| 5. Jan van Breda Kolff (1994-99) | 6   | 75-20  |
| 6. Eddie Fogler (1990-93)        | 4   | 54-12  |

### Coach Drew at Memorial Gymnasium

| Coach      | Yr           | Record       |
|------------|--------------|--------------|
| Bryce Drew | 2016-17      | 11-5         |
|            | 2017-18      | 11-7         |
|            | 2018-19      | 8-7          |
|            | <b>Total</b> | <b>28-19</b> |

## ANNUAL ATTENDANCE FIGURES

| Year                 | All Games | Attendance | Average | NCAA Rank | SEC Games | SEC Attendance | Average |
|----------------------|-----------|------------|---------|-----------|-----------|----------------|---------|
| 2018-19              | 15        | 144,589    | 9,639   | -         | 6         | 65,545         | 10,924  |
| 2017-18              | 18        | 165,131    | 9,174   | 46        | 9         | 89,065         | 9,896   |
| 2016-17              | 16        | 154,169    | 9,636   | 45        | 9         | 92,645         | 10,294  |
| 2015-16              | 16        | 178,167    | 11,135  | 36        | 9         | 107,318        | 11,924  |
| 2014-15              | 19        | 168,377    | 8,862   | 51        | 9         | 88,830         | 9,870   |
| 2013-14              | 16        | 152,539    | 9,534   | 45        | 9         | 92,455         | 10,273  |
| 2012-13              | 15        | 159,557    | 10,637  | 36        | 9         | 100,986        | 11,221  |
| 2011-12              | 18        | 246,561    | 13,698  | 18        | 8         | 112,368        | 14,046  |
| 2010-11              | 17        | 234,632    | 13,802  | 18        | 8         | 114,346        | 14,293  |
| 2009-10              | 16        | 217,965    | 13,623  | 21        | 8         | 113,539        | 14,192  |
| 2008-09              | 17        | 225,686    | 13,276  | 25        | 8         | 112,833        | 14,104  |
| 2007-08              | 19        | 254,954    | 13,418  | 22        | 8         | 113,713        | 14,214  |
| 2006-07              | 17        | 204,511    | 12,030  | 31        | 8         | 109,043        | 13,630  |
| 2005-06              | 16        | 195,159    | 12,197  | 24        | 8         | 108,258        | 13,532  |
| 2004-05 <sup>^</sup> | 19        | 191,678    | 10,088  | 43        | 8         | 105,357        | 13,170  |
| 2003-04              | 17        | 192,301    | 11,312  | 33        | 8         | 106,990        | 13,374  |
| 2002-03              | 16        | 153,123    | 9,570   | 46        | 8         | 96,906         | 12,113  |
| 2001-02              | 17        | 150,325    | 8,843   | 50        | 8         | 93,873         | 11,734  |
| 2000-01              | 19        | 186,468    | 9,814   | 45        | 8         | 102,055        | 12,757  |
| 1999-00*             | 18        | 197,770    | 10,987  | 30        | 8         | 106,741        | 13,343  |
| 1998-99              | 16        | 192,538    | 12,034  | 26        | 8         | 106,128        | 13,266  |
| 1997-98              | 16        | 213,974    | 13,373  | 21        | 8         | 117,819        | 14,727  |
| 1996-97              | 16        | 207,771    | 12,986  | 25        | 8         | 120,214        | 15,027  |
| 1995-96              | 18        | 226,354    | 12,575  | 28        | 8         | 112,996        | 14,125  |
| 1994-95              | 13        | 183,042    | 14,080  | 17        | 8         | 118,932        | 14,867  |
| 1993-94              | 16        | 223,997    | 14,000  | 15        | 8         | 121,345        | 15,168  |
| 1992-93              | 14        | 212,156    | 15,154  | 11        | 8         | 122,536        | 15,317  |
| 1991-92              | 17        | 210,585    | 12,387  | 29        | 8         | 115,104        | 14,388  |
| 1990-91              | 16        | 214,638    | 13,415  | 19        | 9         | 133,482        | 14,831  |
| 1989-90              | 19        | 259,992    | 13,684  | 18        | 9         | 136,136        | 15,126  |
| 1988-89              | 15        | 224,657    | 14,977  | 13        | 9         | 137,212        | 15,246  |
| 1987-88              | 16        | 223,747    | 13,984  | 14        | 9         | 138,393        | 15,377  |
| 1986-87              | 17        | 226,343    | 13,314  | 14        | 9         | 130,854        | 14,539  |
| 1985-86              | 15        | 200,806    | 13,387  | 14        | 9         | 128,059        | 14,229  |
| 1984-85              | 16        | 194,390    | 12,149  | 17        | 9         | 122,514        | 13,613  |
| 1983-84              | 18        | 249,292    | 13,850  | 10        | 9         | 135,546        | 15,050  |
| 1982-83              | 17        | 237,584    | 13,976  | 9         | 9         | 135,418        | 15,046  |
| 1981-82              | 14        | 202,225    | 14,445  | 9         | 9         | 131,699        | 14,633  |
| 1980-81              | 15        | 227,478    | 15,165  | 9         | 9         | 136,436        | 15,160  |
| 1979-80              | 15        | 228,029    | 15,202  | 5         | 9         | 138,754        | 15,417  |
| 1978-79              | 14        | 215,330    | 15,380  | 5         | 9         | 139,930        | 15,547  |
| 1977-78              | 14        | 207,375    | 14,813  | 5         | 9         | 134,232        | 14,915  |
| 1976-77              | 15        | 211,966    | 14,131  | 4         | 9         | 149,108        | 16,568  |
| 1975-76              | 13        | 180,901    | 13,915  | -         | 9         | 135,375        | 15,042  |
| 1974-75              | 12        | 178,527    | 14,877  | -         | 9         | 134,304        | 14,923  |
| 1973-74              | 12        | 182,728    | 15,227  | -         | 9         | 140,252        | 15,584  |
| 1972-73              | 12        | 173,567    | 14,464  | -         | 9         | 131,193        | 14,577  |
| 1971-72              | 12        | 156,778    | 13,065  | -         | 9         | 120,172        | 13,352  |
| 1970-71              | 12        | 170,634    | 14,220  | -         | 9         | 130,260        | 14,473  |
| 1969-70              | 12        | 176,763    | 14,730  | -         | 9         | 135,745        | 14,861  |
| 1968-69              | 12        | 126,896    | 10,575  | -         | 9         | 95,300         | 10,589  |
| 1967-68              | 12        | 129,722    | 10,810  | -         | 9         | 96,274         | 10,697  |
| 1966-67              | 12        | 105,492    | 8,791   | -         | 9         | 79,173         | 8,797   |
| 1965-66              | 12        | 106,022    | 8,835   | -         | 9         | 62,368         | 8,910   |
| 1964-65              | 12        | 98,821     | 8,235   | -         | 9         | 65,712         | 8,214   |
| 1963-64              | 12        | 84,827     | 7,069   | -         | 6         | 35,684         | 5,947   |
| 1962-63              | 12        | 75,261     | 6,272   | -         | 6         | 46,183         | 6,598   |
| 1961-62              | 13        | 73,640     | 5,665   | -         | 8         | 47,357         | 5,920   |
| 1960-61              | 13        | 74,187     | 5,707   | -         | 7         | 45,549         | 6,507   |
| 1959-60              | 14        | 76,199     | 5,443   | -         | 8         | 46,064         | 5,758   |

<sup>^</sup> First year capacity increased from 14,168 to 14,316; \* First year capacity decreased from 15,311 to 14,168



# VANDERBILT BASKETBALL QUICK HITTERS

- This is the 116th year of Vanderbilt basketball, with the first season taking place in 1900-01. There were no teams in 1904-05 and 1905-06.
- The Commodores have been named to 15 NCAA Tournaments and 12 NIT's. Vanderbilt advanced to the Elite 8 in 1965 (field of 23), and the Sweet 16 in 1988, 1993, 2004, and 2007. The Commodores captured the NIT Championship in 1990 and finished runner-up in 1994.
- The Commodores are a charter member of the SEC, with the 2018-19 season being the 86th year in the conference.
- Vanderbilt is the only private institution in the SEC with the lowest enrollment of any of the 14 schools (6,738).
- Vanderbilt's Perry Wallace became the first African-American scholarship basketball player in the SEC when he took the court in 1967.
- The Commodores have 48 career 1,000-point scorers, with Shan Foster (2004-08) the all-time leading scorer with 2,011 career points.
- Vanderbilt has had 12 All-Americans since 1950. They are: Billy Joe Adcock (1950), Clyde Lee (1965), Tom Hagan (1969), Jan van Breda Kolff (1974), Will Perdue (1988), Billy McCaffrey (1993), Dan Langhi (2000), Matt Freije (2004), Derrick Byars (2007), Shan Foster (2008), and John Jenkins (2011).
- Vanderbilt had two players selected in the 2016 NBA Draft - Wade Baldwin IV, Memphis, 17th pick and Damian Jones, Golden State 30th pick - one of only three schools with two or more players drafted in the first round. In all, 37 Vanderbilt players have been selected in the NBA Draft since 1950.
- The Commodores had three players drafted in the first 31 picks of the 2012 NBA Draft - John Jenkins, Atlanta, 23rd pick, Festus Ezeli, Golden State, 30th pick, Jeffery Taylor, Charlotte, 31st pick - the most by the Commodores in one draft.
- The Commodores ended a 61-year SEC Tournament drought in 2012 by claiming the tournament championship in New Orleans, the team's first SEC tournament championship since 1951.
- Kevin Stallings is the winningest coach in Vanderbilt history with 322 total victories (17 years, 322-220).
- All three of the university's top all-time scorers played for Kevin Stallings (Foster, Jeffery Taylor, Matt Freije). John Jenkins, who is 10th on the list, also played for him.
- Vanderbilt's intercollegiate athletics teams are nicknamed the Commodores, in honor of the nickname given to founder Cornelius Vanderbilt, who made his fortune in shipping. Vanderbilt donated \$1 million to begin "Central University" in 1875 - the campus was later renamed for Cornelius because of his generosity. Cornelius never stepped foot on the campus that bears his namesake.

# SEC STANDINGS AND STATS

|                   | Conference |       |     |     | Overall |      |      |     |     |      |
|-------------------|------------|-------|-----|-----|---------|------|------|-----|-----|------|
|                   | W-L        | Pct.  | H   | A   | W-L     | Pct. | H    | A   | N   | Strk |
| Tennessee         | 11-0       | 1.000 | 6-0 | 5-0 | 23-1    | .958 | 15-0 | 6-0 | 2-1 | W19  |
| LSU               | 10-1       | .909  | 4-1 | 6-0 | 20-4    | .833 | 12-1 | 6-1 | 2-2 | W3   |
| Kentucky          | 9-2        | .818  | 4-1 | 5-1 | 20-4    | .833 | 13-1 | 6-1 | 1-2 | L1   |
| Ole Miss          | 7-4        | .636  | 3-2 | 4-2 | 17-7    | .708 | 9-3  | 5-3 | 3-1 | W3   |
| South Carolina    | 7-4        | .636  | 4-1 | 3-3 | 12-12   | .500 | 8-5  | 3-6 | 1-1 | L1   |
| Alabama           | 6-5        | .545  | 4-1 | 2-4 | 15-9    | .625 | 9-2  | 3-6 | 3-1 | L1   |
| Arkansas          | 5-6        | .455  | 3-2 | 2-4 | 14-10   | .583 | 10-4 | 3-5 | 1-1 | L2   |
| Auburn            | 5-6        | .455  | 4-2 | 1-4 | 16-8    | .667 | 12-2 | 2-5 | 2-1 | L2   |
| Florida           | 5-6        | .455  | 3-3 | 2-3 | 13-11   | .542 | 8-4  | 2-5 | 3-2 | W1   |
| Mississippi State | 5-6        | .455  | 3-3 | 2-3 | 17-7    | .708 | 11-3 | 3-3 | 3-1 | W1   |
| Missouri          | 3-8        | .272  | 2-4 | 1-4 | 12-11   | .522 | 8-5  | 1-5 | 3-1 | W1   |
| Texas A&M         | 3-8        | .272  | 1-5 | 2-3 | 10-13   | .435 | 7-7  | 3-4 | 0-2 | W2   |
| Georgia           | 1-10       | .091  | 1-4 | 0-6 | 10-14   | .417 | 8-5  | 1-7 | 1-2 | L4   |
| Vanderbilt        | 0-11       | .000  | 0-6 | 0-5 | 9-15    | .375 | 8-7  | 1-7 | 0-1 | L12  |

| Statistic                                      | National Rank | Conference Rank | Value |
|--|---------------|-----------------|-------|
| 3-pt Field Goal Attempts (351 ranked)          | 146           | 3               | 557   |
| Assist Turnover Ratio (351 ranked)             | 286           | 12              | 0.88  |
| Assists Per Game (351 ranked)                  | 272           | 13              | 12.2  |
| Blocked Shots Per Game (351 ranked)            | 81            | 12              | 4.1   |
| Defensive Rebounds per Game (351 ranked)       | 102           | 6               | 26.25 |
| Fewest Fouls (351 ranked)                      | 172           | 9               | 439   |
| Fewest Turnovers (351 ranked)                  | 216           | 11              | 332   |
| Field-Goal Percentage (351 ranked)             | 217           | 11              | 43.7  |
| Field-Goal Percentage Defense (351 ranked)     | 123           | 10              | 42.7  |
| Free Throw Attempts (351 ranked)               | 14            | 1               | 594   |
| Free Throws Made (350 ranked)                  | 29            | 3               | 406   |
| Free-Throw Percentage (351 ranked)             | 244           | 13              | 68.4  |
| Offensive Rebounds Per Game (351 ranked)       | 203           | 14              | 9.71  |
| Personal Fouls Per Game (351 ranked)           | 212           | 9               | 18.3  |
| Rebound Margin (351 ranked)                    | 179           | 11              | 0.5   |
| Scoring Defense (351 ranked)                   | 226           | 11              | 73.2  |
| Scoring Margin (351 ranked)                    | 224           | 11              | -0.3  |
| Scoring Offense (351 ranked)                   | 177           | 11              | 72.9  |
| Steals Per Game (351 ranked)                   | 324           | 12              | 4.8   |
| Three Pt FG Defense (351 ranked)               | 109           | 3               | 32.9  |
| Three-Point Field Goals Per Game (351 ranked)  | 183           | 6               | 7.7   |
| Three-Point Field-Goal Percentage (351 ranked) | 234           | 11              | 33.2  |
| Total 3-point FGM (351 ranked)                 | 186           | 6               | 185   |
| Total Assists (351 ranked)                     | 280           | 12              | 292   |
| Total Blocks (351 ranked)                      | 88            | 12              | 99    |
| Total Rebounds (351 ranked)                    | 188           | 10              | 863   |
| Total Rebounds Per Game (351 ranked)           | 152           | 10              | 35.96 |
| Total Steals (351 ranked)                      | 323           | 12              | 114   |
| Turnover Margin (345 ranked)                   | 311           | 13              | -2.3  |
| Turnovers Forced (351 ranked)                  | 308           | 13              | 11.58 |
| Turnovers Per Game (351 ranked)                | 242           | 9               | 13.8  |
| Won-Lost Percentage (351 ranked)               | 269           | 14              | 37.5  |

| Statistic                                      | Player          | National Rank | Conference Rank | Value |
|--|-----------------|---------------|-----------------|-------|
| 3-pt Field Goal Attempts (245 ranked)          | Matt Ryan       | 156           | 6               | 15    |
| Assist Turnover Ratio (250 ranked)             |                 |               |                 |       |
| Assists Per Game (248 ranked)                  | Saben Lee       | 177           | 8               | 3.    |
| Blocked Shots Per Game (249 ranked)            | Clevon Brown    | 141           | 16              | 1.2   |
| Defensive Rebounds per Game (250 ranked)       | Simisola Shittu | 162           | 8               | 5.2   |
| Double Doubles (175 ranked)                    |                 |               |                 |       |
| Field-Goal Percentage (250 ranked)             |                 |               |                 |       |
| Free Throw Attempts (250 ranked)               | Saben Lee       | 27            | 2               | 16    |
|  | Simisola Shittu | 171           | 6               | 12    |
| Free Throws Made (246 ranked)                  | Saben Lee       | 48            | 2               | 11    |
| Free-Throw Percentage (250 ranked)             |                 |               |                 |       |
| Minutes Per Game (250 ranked)                  |                 |               |                 |       |
| Offensive Rebounds Per Game (248 ranked)       |                 |               |                 |       |
| Points Per Game (250 ranked)                   |                 |               |                 |       |
| Rebounds Per Game (249 ranked)                 | Simisola Shittu | 208           | 9               | 7.    |
| Steals Per Game (244 ranked)                   |                 |               |                 |       |
| Three-Point Field Goals Per Game (248 ranked)  | Matt Ryan       | 213           | 7               | 2.2   |
| Three-Point Field-Goal Percentage (127 ranked) |                 |               |                 |       |
| Total 3-point FGM (239 ranked)                 | Matt Ryan       | 213           | 7               | 5     |
| Total Assists (244 ranked)                     | Saben Lee       | 167           | 8               | 9     |
| Total Blocks (238 ranked)                      | Clevon Brown    | 135           | 15              | 3     |
| Total Field Goal Attempts (247 ranked)         |                 |               |                 |       |
| Total Field Goals Made (246 ranked)            |                 |               |                 |       |
| Total Minutes (250 ranked)                     |                 |               |                 |       |
| Total Points (250 ranked)                      |                 |               |                 |       |
| Total Rebounds (249 ranked)                    | Simisola Shittu | 196           | 9               | 16    |
| Total Steals (236 ranked)                      |                 |               |                 |       |
| Triple Doubles (2 ranked)                      |                 |               |                 |       |

# Vanderbilt Combined Overall Statistics

| RECORD:        | OVERALL | HOME | AWAY | NEUTRAL |
|----------------|---------|------|------|---------|
| ALL GAMES      | 9-15    | 8-7  | 1-7  | 0-1     |
| CONFERENCE     | 0-11    | 0-6  | 0-5  | 0-0     |
| NON-CONFERENCE | 9-4     | 8-1  | 1-2  | 0-1     |

| ## | Player          | gp-gs | min  | Total |          |       | 3-Point  |       | F-Throw |      | Rebounds |     |     | pf   | dq  | a  | to  | blk | stl | pts | avg  |      |
|----|-----------------|-------|------|-------|----------|-------|----------|-------|---------|------|----------|-----|-----|------|-----|----|-----|-----|-----|-----|------|------|
|    |                 |       |      | avg   | fg-fga   | fg%   | 3fg-3fga | 3fg%  | ft-fta  | ft%  | off      | def | tot |      |     |    |     |     |     |     |      | avg  |
| 10 | GARLAND,DARIUS  | 5-5   | 139  | 27.8  | 29-54    | .537  | 11-23    | .478  | 12-16   | .750 | 2        | 17  | 19  | 3.8  | 7   | 0  | 13  | 15  | 2   | 4   | 81   | 16.2 |
| 00 | LEE,SABEN       | 24-24 | 748  | 31.2  | 95-202   | .470  | 16-47    | .340  | 118-168 | .702 | 11       | 73  | 84  | 3.5  | 48  | 1  | 92  | 65  | 4   | 24  | 324  | 13.5 |
| 11 | SHITTU,SIMISOLA | 24-24 | 663  | 27.6  | 103-218  | .472  | 1-18     | .056  | 74-120  | .617 | 42       | 125 | 167 | 7.0  | 59  | 1  | 46  | 64  | 14  | 18  | 281  | 11.7 |
| 24 | NESMITH,AARON   | 24-11 | 672  | 28.0  | 83-195   | .426  | 43-119   | .361  | 53-67   | .791 | 23       | 113 | 136 | 5.7  | 78  | 3  | 35  | 32  | 14  | 19  | 262  | 10.9 |
| 32 | RYAN,MATT       | 24-21 | 579  | 24.1  | 69-186   | .371  | 53-151   | .351  | 24-30   | .800 | 12       | 56  | 68  | 2.8  | 48  | 0  | 24  | 27  | 3   | 5   | 215  | 9.0  |
| 02 | TOYE,JOE        | 24-16 | 600  | 25.0  | 66-160   | .413  | 33-93    | .355  | 36-53   | .679 | 20       | 55  | 75  | 3.1  | 48  | 0  | 16  | 30  | 8   | 14  | 201  | 8.4  |
| 01 | WETZELL,YANNI   | 24-8  | 410  | 17.1  | 42-93    | .452  | 6-25     | .240  | 31-44   | .705 | 19       | 53  | 72  | 3.0  | 50  | 3  | 9   | 32  | 13  | 14  | 121  | 5.0  |
| 03 | EVANS,MAXWELL   | 23-1  | 316  | 13.7  | 30-74    | .405  | 10-35    | .286  | 23-37   | .622 | 12       | 26  | 38  | 1.7  | 18  | 0  | 29  | 22  | 1   | 5   | 93   | 4.0  |
| 13 | MOYER,MATTHEW   | 22-5  | 308  | 14.0  | 26-72    | .361  | 9-35     | .257  | 22-31   | .710 | 29       | 33  | 62  | 2.8  | 34  | 0  | 14  | 17  | 10  | 5   | 83   | 3.8  |
| 15 | BROWN,CLEVON    | 24-5  | 379  | 15.8  | 34-69    | .493  | 2-10     | .200  | 13-28   | .464 | 29       | 32  | 61  | 2.5  | 48  | 1  | 13  | 18  | 30  | 6   | 83   | 3.5  |
| 30 | HUNT,MAC        | 3-0   | 5    | 1.7   | 2-2      | 1.000 | 1-1      | 1.000 | 0-0     | 0    | 0        | 0   | 0   | 0    | 0   | 0  | 1   | 0   | 0   | 0   | 5    | 1.7  |
| 14 | RICE,ISAIAH     | 3-0   | 5    | 1.7   | 0-0      | 0     | 0-0      | 0     | 0-0     | 0    | 0        | 0   | 0   | 0    | 0   | 0  | 1   | 0   | 0   | 0   | 0    | 0.0  |
|    | Team            |       | 34   | 47    | 81       |       | 1        |       | 9       |      |          |     |     |      |     |    |     |     |     |     |      |      |
|    | Total.....      | 24    | 4824 |       | 579-1325 | .437  | 185-557  | .332  | 406-594 | .684 | 233      | 630 | 863 | 36.0 | 439 | 9  | 292 | 332 | 99  | 114 | 1749 | 72.9 |
|    | Opponents.....  | 24    | 4825 |       | 616-1441 | .427  | 169-514  | .329  | 356-491 | .725 | 251      | 599 | 850 | 35.4 | 481 | 11 | 286 | 278 | 85  | 148 | 1757 | 73.2 |

| Team Statistics               | VU              | OPP             |
|-------------------------------|-----------------|-----------------|
| <b>SCORING</b>                | <b>1749</b>     | <b>1757</b>     |
| Points per game               | 72.9            | 73.2            |
| Scoring Margin                | -0.3            | -               |
| <b>FIELD GOALS-ATT</b>        | <b>579-1325</b> | <b>616-1441</b> |
| Field Goal Pct                | .437            | .427            |
| 3 POINT FG-ATT                | 185-557         | 169-514         |
| 3-point FG Pct                | .332            | .329            |
| 3-pt FG made per game         | 7.7             | 7.0             |
| <b>FREE THROWS-ATT</b>        | <b>406-594</b>  | <b>356-491</b>  |
| Free throw pct                | .684            | .725            |
| FT made per game              | 16.9            | 14.8            |
| <b>REBOUNDS</b>               | <b>863</b>      | <b>850</b>      |
| Rebounds per game             | 36.0            | 35.4            |
| Rebounding Margin             | 0.5             | -               |
| <b>ASSISTS</b>                | <b>292</b>      | <b>286</b>      |
| Assists per game              | 12.2            | 11.9            |
| <b>TURNOVERS</b>              | <b>332</b>      | <b>278</b>      |
| Turnovers per game            | 13.8            | 11.6            |
| Turnover Margin               | -2.3            | -               |
| Assist/Turnover ratio         | 0.9             | 1.0             |
| <b>STEALS</b>                 | <b>114</b>      | <b>148</b>      |
| Steals per game               | 4.8             | 6.2             |
| <b>BLOCKS</b>                 | <b>99</b>       | <b>85</b>       |
| Blocks per game               | 4.1             | 3.5             |
| <b>LONGEST WINNING STREAK</b> | <b>4</b>        |                 |
| Home Winning Streak           | 3               |                 |
| <b>ATTENDANCE</b>             | <b>144589</b>   | <b>92332</b>    |
| Home games-Avg/Game           | 15 - 9639       | 8 - 11542       |
| Neutral-Tot,Avg/Game          | 5749            | 1 - 5749        |

| Score by periods | 1st | 2nd | 3rd | Total |
|------------------|-----|-----|-----|-------|
| Vanderbilt       | 835 | 907 | 7   | 1749  |
| Opponents        | 835 | 910 | 12  | 1757  |

| Date      | Opponent               | Res | Score  | Att.  |
|-----------|------------------------|-----|--------|-------|
| 11-06-18  | Winthrop               | W   | 92-79  | 8387  |
| 11-11-18  | at Southern California | W   | 82-78  | 3804  |
| 11-16-18  | Alcorn State           | W   | 79-54  | 9193  |
| 11-19-18  | Liberty                | W   | 79-70  | 8493  |
| 11-23-18  | Kent State             | L   | 75-77  | 9061  |
| 11-27-18  | Savannah State         | W   | 120-85 | 8271  |
| !12-01-18 | vs. NC State           | L   | 65-80  | 5749  |
| 12-05-18  | Middle Tennessee       | W   | 79-51  | 8513  |
| 12-17-18  | Arizona State          | W   | 81-65  | 9271  |
| 12-22-18  | at Kansas State        | L   | 58-69  | 14062 |
| 12-29-18  | Tennessee State        | W   | 95-76  | 9505  |
| 12-31-18  | UNC Asheville          | W   | 90-59  | 8350  |
| *01-05-19 | Ole Miss               | L   | 71-81  | 10422 |
| *01-09-19 | at Georgia             | L   | 63-82  | 9429  |
| *01-12-19 | at Kentucky            | L   | 47-56  | 22504 |
| *01-16-19 | South Carolina         | L   | 71-74  | 8400  |
| *01-19-19 | Mississippi State      | L   | 55-71  | 9570  |
| *01-23-19 | Tennessee              | Lot | 83-88  | 14316 |
| 01-26-19  | at Oklahoma            | L   | 55-86  | 8848  |
| *01-29-19 | Kentucky               | L   | 52-87  | 12298 |
| *02-02-19 | at Mizzou              | L   | 67-77  | 11091 |
| *02-05-19 | at Arkansas            | L   | 66-69  | 13587 |
| *02-09-19 | Alabama                | L   | 67-77  | 10539 |
| *02-13-19 | at Florida             | L   | 57-66  | 9007  |



Vanderbilt SEC Only Combined Statistics

| RECORD:        | OVERALL | HOME | AWAY | NEUTRAL |
|----------------|---------|------|------|---------|
| ALL GAMES      | 9-15    | 8-7  | 1-7  | 0-1     |
| CONFERENCE     | 0-11    | 0-6  | 0-5  | 0-0     |
| NON-CONFERENCE | 9-4     | 8-1  | 1-2  | 0-1     |

| ## | Player          | gp-gs | min  | Total |         |      | 3-Point  |      | F-Throw |      | Rebounds |     |     | avg  | pf  | dq | a   | to  | blk | stl | pts | avg  |
|----|-----------------|-------|------|-------|---------|------|----------|------|---------|------|----------|-----|-----|------|-----|----|-----|-----|-----|-----|-----|------|
|    |                 |       |      | avg   | fg-fga  | fg%  | 3fg-3fga | 3fg% | ft-fa   | ft%  | off      | def | tot |      |     |    |     |     |     |     |     |      |
| 24 | NESMITH,AARON   | 11-10 | 370  | 33.6  | 50-116  | .431 | 26-70    | .371 | 33-42   | .786 | 14       | 46  | 60  | 5.5  | 41  | 2  | 14  | 19  | 6   | 10  | 159 | 14.5 |
| 00 | LEE,SABEN       | 11-11 | 381  | 34.6  | 44-101  | .436 | 10-24    | .417 | 52-80   | .650 | 4        | 32  | 36  | 3.3  | 25  | 1  | 44  | 29  | 2   | 10  | 150 | 13.6 |
| 11 | SHITTU,SIMISOLA | 11-11 | 303  | 27.5  | 37-87   | .425 | 1-5      | .200 | 26-53   | .491 | 21       | 49  | 70  | 6.4  | 26  | 0  | 20  | 27  | 5   | 9   | 101 | 9.2  |
| 32 | RYAN,MATT       | 11-9  | 251  | 22.8  | 24-74   | .324 | 22-67    | .328 | 7-8     | .875 | 3        | 19  | 22  | 2.0  | 27  | 0  | 6   | 14  | 1   | 4   | 77  | 7.0  |
| 02 | TOYE,JOE        | 11-4  | 285  | 25.9  | 25-68   | .368 | 13-39    | .333 | 8-15    | .533 | 10       | 21  | 31  | 2.8  | 23  | 0  | 7   | 13  | 2   | 3   | 71  | 6.5  |
| 01 | WETZELL,YANNI   | 11-5  | 192  | 17.5  | 19-43   | .442 | 2-10     | .200 | 9-16    | .563 | 10       | 21  | 31  | 2.8  | 28  | 3  | 4   | 13  | 6   | 6   | 49  | 4.5  |
| 15 | BROWN,CLEVON    | 11-3  | 175  | 15.9  | 15-34   | .441 | 1-6      | .167 | 9-17    | .529 | 9        | 15  | 24  | 2.2  | 24  | 1  | 6   | 10  | 10  | 2   | 40  | 3.6  |
| 13 | MOYER,MATTHEW   | 11-1  | 139  | 12.6  | 10-30   | .333 | 2-13     | .154 | 12-17   | .706 | 7        | 16  | 23  | 2.1  | 16  | 0  | 3   | 9   | 3   | 3   | 34  | 3.1  |
| 03 | EVANS,MAXWELL   | 11-1  | 129  | 11.7  | 6-21    | .286 | 2-12     | .167 | 4-6     | .667 | 0        | 10  | 10  | 0.9  | 9   | 0  | 10  | 12  | 0   | 3   | 18  | 1.6  |
|    | Team            |       | 19   | 18    | 37      |      | 1        |      | 6       |      |          |     |     |      |     |    |     |     |     |     |     |      |
|    | Total.....      | 11    | 2225 |       | 230-574 | .401 | 79-246   | .321 | 160-254 | .630 | 97       | 247 | 344 | 31.3 | 220 | 7  | 114 | 152 | 35  | 50  | 699 | 63.5 |
|    | Opponents.....  | 11    | 2225 |       | 276-609 | .453 | 76-221   | .344 | 200-256 | .781 | 109      | 289 | 398 | 36.2 | 215 | 2  | 141 | 120 | 56  | 59  | 828 | 75.3 |

| Team Statistics        | VU        | OPP       |
|------------------------|-----------|-----------|
| SCORING                | 699       | 828       |
| Points per game        | 63.5      | 75.3      |
| Scoring Margin         | -11.7     | -         |
| FIELD GOALS-ATT        | 230-574   | 276-609   |
| Field Goal Pct         | .401      | .453      |
| 3 POINT FG-ATT         | 79-246    | 76-221    |
| 3-point FG Pct         | .321      | .344      |
| 3-pt FG made per game  | 7.2       | 6.9       |
| FREE THROWS-ATT        | 160-254   | 200-256   |
| Free throw pct         | .630      | .781      |
| FT made per game       | 14.5      | 18.2      |
| REBOUNDS               | 344       | 398       |
| Rebounds per game      | 31.3      | 36.2      |
| Rebounding Margin      | -4.9      | -         |
| ASSISTS                | 114       | 141       |
| Assists per game       | 10.4      | 12.8      |
| TURNOVERS              | 152       | 120       |
| Turnovers per game     | 13.8      | 10.9      |
| Turnover Margin        | -2.9      | -         |
| Assist/Turnover ratio  | 0.8       | 1.2       |
| STEALS                 | 50        | 59        |
| Steals per game        | 4.5       | 5.4       |
| BLOCKS                 | 35        | 56        |
| Blocks per game        | 3.2       | 5.1       |
| LONGEST WINNING STREAK | 4         |           |
| Home Winning Streak    | 3         |           |
| ATTENDANCE             | 65545     | 65618     |
| Home games-Avg/Game    | 6 - 10924 | 5 - 13124 |
| Neutral-Tot,Avg/Game   | 0         | 0 - 0     |

| Score by periods | 1st | 2nd | 3rd | Total |
|------------------|-----|-----|-----|-------|
| Vanderbilt       | 340 | 352 | 7   | 699   |
| Opponents        | 384 | 432 | 12  | 828   |

| Date      | Opponent          | Res | Score | Att.  |
|-----------|-------------------|-----|-------|-------|
| *01-05-19 | Ole Miss          | L   | 71-81 | 10422 |
| *01-09-19 | at Georgia        | L   | 63-82 | 9429  |
| *01-12-19 | at Kentucky       | L   | 47-56 | 22504 |
| *01-16-19 | South Carolina    | L   | 71-74 | 8400  |
| *01-19-19 | Mississippi State | L   | 55-71 | 9570  |
| *01-23-19 | Tennessee         | Lot | 83-88 | 14316 |
| *01-29-19 | Kentucky          | L   | 52-87 | 12298 |
| *02-02-19 | at Mizzou         | L   | 67-77 | 11091 |
| *02-05-19 | at Arkansas       | L   | 66-69 | 13587 |
| *02-09-19 | Alabama           | L   | 67-77 | 10539 |
| *02-13-19 | at Florida        | L   | 57-66 | 9007  |



## Vanderbilt Points-Rebounds-Assists

| Opponent            | Date     | Score  |   | #0 LEE | #1 WETZELL | #2 TOYE | #3 EVANS | #10 GARLAND | #11 SHITTU | #13 MOYER |
|---------------------|----------|--------|---|--------|------------|---------|----------|-------------|------------|-----------|
| Winthrop            | 11-06-18 | 92-79  | W | 12-6-5 | 0-0-0      | 12-6-3  | 0-0-0    | 24-3-4      | 18-10-1    | DNP       |
| Southern California | 11-11-18 | 82-78  | W | 9-2-3  | 2-1-0      | 16-9-1  | 0-0-0    | 19-5-1      | 14-15-3    | DNP       |
| Alcorn State        | 11-16-18 | 79-54  | W | 10-2-6 | 2-1-0      | 14-4-0  | 4-1-0    | 3-7-4       | 20-6-0     | 5-8-2     |
| Liberty             | 11-19-18 | 79-70  | W | 17-3-2 | 0-0-0      | 4-2-1   | DNP      | 33-4-4      | 8-8-0      | 5-5-1     |
| Kent State          | 11-23-18 | 75-77  | L | 13-5-5 | 2-2-0      | 15-6-1  | 8-4-1    | 2-0-0       | 20-8-3     | 2-3-1     |
| Savannah State      | 11-27-18 | 120-85 | W | 11-4-4 | 15-7-2     | 13-2-1  | 16-4-3   | DNP         | 17-3-5     | 10-6-5    |
| NC State            | 12-01-18 | 65-80  | L | 15-1-3 | 2-3-0      | 1-1-0   | 10-3-1   | DNP         | 15-6-2     | 0-4-0     |
| Middle Tennessee    | 12-05-18 | 79-51  | W | 7-4-3  | 5-3-1      | 6-3-0   | 9-4-3    | DNP         | 15-6-0     | 14-2-1    |
| Arizona State       | 12-17-18 | 81-65  | W | 14-5-3 | 12-5-1     | 11-2-0  | 8-4-3    | DNP         | 9-7-4      | 0-0-0     |
| Kansas State        | 12-22-18 | 58-69  | L | 8-2-4  | 8-9-0      | 11-2-2  | 5-2-2    | DNP         | 10-7-2     | 0-1-0     |
| Tennessee State     | 12-29-18 | 95-76  | W | 23-4-3 | 4-0-0      | 18-3-0  | 10-2-4   | DNP         | 10-8-1     | 10-4-0    |
| UNC Asheville       | 12-31-18 | 90-59  | W | 11-2-4 | 16-6-1     | 9-2-0   | 5-3-1    | DNP         | 17-9-4     | 3-3-1     |
| Ole Miss            | 01-05-19 | 71-81  | L | 9-5-5  | 7-3-0      | 12-7-1  | 0-0-1    | DNP         | 21-9-3     | 1-2-1     |
| Georgia             | 01-09-19 | 63-82  | L | 12-2-2 | 8-5-0      | 6-0-1   | 10-4-1   | DNP         | 10-14-3    | 5-1-0     |
| Kentucky            | 01-12-19 | 47-56  | L | 9-1-2  | 0-0-0      | 9-6-1   | 0-1-2    | DNP         | 8-5-0      | 7-1-0     |
| South Carolina      | 01-16-19 | 71-74  | L | 17-3-3 | 2-6-1      | 0-2-0   | 0-0-1    | DNP         | 13-3-2     | 8-4-0     |
| Mississippi State   | 01-19-19 | 55-71  | L | 13-6-3 | 7-4-0      | 7-1-1   | 1-0-0    | DNP         | 7-5-2      | 6-4-0     |
| Tennessee           | 01-23-19 | 83-88  | L | 21-4-7 | 4-3-2      | 5-0-0   | 0-1-1    | DNP         | 10-6-4     | 2-4-0     |
| Oklahoma            | 01-26-19 | 55-86  | L | 24-8-3 | 4-4-0      | 0-2-0   | 0-1-1    | DNP         | 7-4-1      | 0-3-0     |
| Kentucky            | 01-29-19 | 52-87  | L | 15-4-5 | 5-0-0      | 0-1-0   | 0-1-0    | DNP         | 0-6-1      | 3-3-1     |
| Mizzou              | 02-02-19 | 67-77  | L | 15-1-7 | 5-3-0      | 6-3-0   | 4-3-2    | DNP         | 4-4-1      | 0-0-0     |
| Arkansas            | 02-05-19 | 66-69  | L | 11-1-4 | 5-2-0      | 18-4-0  | 0-0-2    | DNP         | 12-8-2     | 0-1-0     |
| Alabama             | 02-09-19 | 67-77  | L | 24-5-3 | 4-3-0      | 6-3-2   | 0-0-0    | DNP         | 11-4-2     | 2-2-0     |
| Florida             | 02-13-19 | 57-66  | L | 4-4-3  | 2-2-1      | 2-4-1   | 3-0-0    | DNP         | 5-6-0      | 0-1-1     |

| Opponent            | Date     | Score  |   | #14 RICE | #15 BROWN | #24 NESMITH | #30 HUNT | #32 RYAN |
|---------------------|----------|--------|---|----------|-----------|-------------|----------|----------|
| Winthrop            | 11-06-18 | 92-79  | W | DNP      | 6-6-0     | 4-2-1       | DNP      | 16-2-1   |
| Southern California | 11-11-18 | 82-78  | W | DNP      | 8-4-0     | 10-4-4      | DNP      | 4-5-2    |
| Alcorn State        | 11-16-18 | 79-54  | W | DNP      | 2-4-1     | 7-7-1       | DNP      | 12-2-4   |
| Liberty             | 11-19-18 | 79-70  | W | DNP      | 0-1-1     | 2-4-0       | DNP      | 10-7-0   |
| Kent State          | 11-23-18 | 75-77  | L | DNP      | 0-3-0     | 5-6-2       | DNP      | 8-5-2    |
| Savannah State      | 11-27-18 | 120-85 | W | 0-0-0    | 4-1-0     | 20-13-3     | 3-0-1    | 11-3-3   |
| NC State            | 12-01-18 | 65-80  | L | DNP      | 4-2-2     | 9-5-1       | DNP      | 9-5-0    |
| Middle Tennessee    | 12-05-18 | 79-51  | W | 0-0-0    | 5-2-1     | 9-8-2       | 0-0-0    | 9-0-2    |
| Arizona State       | 12-17-18 | 81-65  | W | DNP      | 3-2-0     | 13-5-1      | DNP      | 11-1-1   |
| Kansas State        | 12-22-18 | 58-69  | L | DNP      | 2-1-0     | 0-5-1       | DNP      | 14-4-0   |
| Tennessee State     | 12-29-18 | 95-76  | W | DNP      | 3-6-1     | 9-5-2       | DNP      | 8-3-0    |
| UNC Asheville       | 12-31-18 | 90-59  | W | 0-0-0    | 2-3-0     | 6-7-3       | 2-0-0    | 19-4-2   |
| Ole Miss            | 01-05-19 | 71-81  | L | DNP      | 4-2-0     | 8-3-1       | DNP      | 9-0-1    |
| Georgia             | 01-09-19 | 63-82  | L | DNP      | 0-1-0     | 9-8-0       | DNP      | 3-1-1    |
| Kentucky            | 01-12-19 | 47-56  | L | DNP      | 0-0-0     | 11-5-1      | DNP      | 3-1-0    |
| South Carolina      | 01-16-19 | 71-74  | L | DNP      | 2-3-4     | 23-4-1      | DNP      | 6-0-0    |
| Mississippi State   | 01-19-19 | 55-71  | L | DNP      | 0-3-0     | 11-6-0      | DNP      | 3-1-0    |
| Tennessee           | 01-23-19 | 83-88  | L | DNP      | 5-1-1     | 24-6-1      | DNP      | 12-2-1   |
| Oklahoma            | 01-26-19 | 55-86  | L | DNP      | 4-2-1     | 9-5-0       | DNP      | 7-5-1    |
| Kentucky            | 01-29-19 | 52-87  | L | DNP      | 3-4-0     | 14-3-3      | DNP      | 12-3-0   |
| Mizzou              | 02-02-19 | 67-77  | L | DNP      | 8-1-1     | 19-4-0      | DNP      | 6-2-0    |
| Arkansas            | 02-05-19 | 66-69  | L | DNP      | 6-7-0     | 8-5-2       | DNP      | 6-2-2    |
| Alabama             | 02-09-19 | 67-77  | L | DNP      | 6-0-0     | 6-7-3       | DNP      | 8-5-0    |
| Florida             | 02-13-19 | 57-66  | L | DNP      | 6-2-0     | 26-9-2      | DNP      | 9-5-1    |



## Vanderbilt Team Statistics

| Opponent                 | Date     | Score  |     | Total           |             |                | 3-Point     |                |             | F-Throw    |            |            | Rebounds   |            |            | pf        | a          | to          | blk | stl | pts |
|--------------------------|----------|--------|-----|-----------------|-------------|----------------|-------------|----------------|-------------|------------|------------|------------|------------|------------|------------|-----------|------------|-------------|-----|-----|-----|
|                          |          |        |     | fg-fga          | fg%         | 3fg-fga        | 3fg%        | ft-fta         | ft%         | off        | def        | tot        |            |            |            |           |            |             |     |     |     |
| Winthrop                 | 11-06-18 | 92-79  | W   | 34-63           | .540        | 10-30          | .333        | 14-20          | .700        | 5          | 30         | 35         | 19         | 15         | 11         | 7         | 4          | 92          |     |     |     |
| Southern California      | 11-11-18 | 82-78  | W   | 27-71           | .380        | 9-26           | .346        | 19-30          | .633        | 19         | 30         | 49         | 20         | 14         | 14         | 1         | 7          | 82          |     |     |     |
| Alcorn State             | 11-16-18 | 79-54  | W   | 29-64           | .453        | 8-26           | .308        | 13-17          | .765        | 9          | 34         | 43         | 11         | 18         | 11         | 7         | 4          | 79          |     |     |     |
| Liberty                  | 11-19-18 | 79-70  | W   | 26-52           | .500        | 9-18           | .500        | 18-28          | .643        | 10         | 29         | 39         | 16         | 9          | 15         | 4         | 6          | 79          |     |     |     |
| Kent State               | 11-23-18 | 75-77  | L   | 27-58           | .466        | 5-18           | .278        | 16-27          | .593        | 15         | 29         | 44         | 18         | 15         | 15         | 2         | 2          | 75          |     |     |     |
| Savannah State           | 11-27-18 | 120-85 | W   | 42-67           | .627        | 15-30          | .500        | 21-25          | .840        | 12         | 37         | 49         | 12         | 27         | 20         | 10        | 9          | 120         |     |     |     |
| vs NC State              | 12-01-18 | 65-80  | L   | 22-56           | .393        | 3-22           | .136        | 18-30          | .600        | 12         | 21         | 33         | 21         | 9          | 12         | 7         | 4          | 65          |     |     |     |
| Middle Tennessee         | 12-05-18 | 79-51  | W   | 26-55           | .473        | 9-21           | .429        | 18-19          | .947        | 10         | 28         | 38         | 16         | 13         | 13         | 5         | 7          | 79          |     |     |     |
| Arizona State            | 12-17-18 | 81-65  | W   | 24-55           | .436        | 12-28          | .429        | 21-29          | .724        | 7          | 32         | 39         | 18         | 13         | 10         | 4         | 3          | 81          |     |     |     |
| Kansas State             | 12-22-18 | 58-69  | L   | 15-47           | .319        | 7-25           | .280        | 21-27          | .778        | 6          | 29         | 35         | 22         | 11         | 15         | 2         | 2          | 58          |     |     |     |
| Tennessee State          | 12-29-18 | 95-76  | W   | 29-58           | .500        | 9-27           | .333        | 28-36          | .778        | 7          | 33         | 40         | 18         | 11         | 9          | 5         | 5          | 95          |     |     |     |
| UNC Asheville            | 12-31-18 | 90-59  | W   | 27-48           | .563        | 5-19           | .263        | 31-40          | .775        | 14         | 27         | 41         | 15         | 16         | 13         | 7         | 4          | 90          |     |     |     |
| Ole Miss                 | 01-05-19 | 71-81  | L   | 24-60           | .400        | 6-20           | .300        | 17-29          | .586        | 13         | 22         | 35         | 16         | 13         | 10         | 5         | 7          | 71          |     |     |     |
| Georgia                  | 01-09-19 | 63-82  | L   | 23-70           | .329        | 6-25           | .240        | 11-15          | .733        | 18         | 23         | 41         | 21         | 8          | 10         | 2         | 8          | 63          |     |     |     |
| Kentucky                 | 01-12-19 | 47-56  | L   | 17-47           | .362        | 7-25           | .280        | 6-12           | .500        | 7          | 14         | 21         | 14         | 6          | 12         | 4         | 4          | 47          |     |     |     |
| South Carolina           | 01-16-19 | 71-74  | L   | 20-44           | .455        | 7-21           | .333        | 24-37          | .649        | 7          | 21         | 28         | 26         | 12         | 15         | 1         | 2          | 71          |     |     |     |
| Mississippi State        | 01-19-19 | 55-71  | L   | 18-49           | .367        | 5-19           | .263        | 14-26          | .538        | 7          | 23         | 30         | 11         | 6          | 14         | 2         | 3          | 55          |     |     |     |
| Tennessee                | 01-23-19 | 83-88  | Lot | 30-60           | .500        | 10-21          | .476        | 13-21          | .619        | 7          | 26         | 33         | 29         | 17         | 15         | 3         | 5          | 83          |     |     |     |
| Oklahoma                 | 01-26-19 | 55-86  | L   | 21-57           | .368        | 5-21           | .238        | 8-12           | .667        | 10         | 24         | 34         | 13         | 7          | 22         | 3         | 7          | 55          |     |     |     |
| Kentucky                 | 01-29-19 | 52-87  | L   | 17-46           | .370        | 9-24           | .375        | 9-18           | .500        | 9          | 20         | 29         | 19         | 10         | 20         | 3         | 2          | 52          |     |     |     |
| Mizzou                   | 02-02-19 | 67-77  | L   | 20-46           | .435        | 7-24           | .292        | 20-26          | .769        | 2          | 24         | 26         | 20         | 11         | 12         | 4         | 2          | 67          |     |     |     |
| Arkansas                 | 02-05-19 | 66-69  | L   | 22-49           | .449        | 9-21           | .429        | 13-21          | .619        | 11         | 21         | 32         | 23         | 12         | 14         | 4         | 5          | 66          |     |     |     |
| Alabama                  | 02-09-19 | 67-77  | L   | 21-52           | .404        | 8-22           | .364        | 17-28          | .607        | 5          | 26         | 31         | 17         | 10         | 11         | 5         | 6          | 67          |     |     |     |
| Florida                  | 02-13-19 | 57-66  | L   | 18-51           | .353        | 5-24           | .208        | 16-21          | .762        | 11         | 27         | 38         | 24         | 9          | 19         | 2         | 6          | 57          |     |     |     |
| <b>Vanderbilt Totals</b> |          |        |     | <b>579-1325</b> | <b>.437</b> | <b>185-557</b> | <b>.332</b> | <b>406-594</b> | <b>.684</b> | <b>233</b> | <b>630</b> | <b>863</b> | <b>439</b> | <b>292</b> | <b>332</b> | <b>99</b> | <b>114</b> | <b>1749</b> |     |     |     |
| Averages                 | GP       | 24     |     | 24-55           | .437        | 8-23           | .332        | 17-25          | .684        | 9.7        | 26.3       | 36.0       | 18.3       | 12.2       | 13.8       | 4.1       | 4.8        | 72.9        |     |     |     |
| Opponent Totals          |          |        |     | 616-1441        | .427        | 169-514        | .329        | 356-491        | .725        | 251        | 599        | 850        | 481        | 286        | 278        | 85        | 148        | 1757        |     |     |     |

## Opponent Team Statistics

| Opponent               | Date     | Score  |     | Total           |             |                | 3-Point     |                |             | F-Throw    |            |            | Rebounds   |            |            | pf        | a          | to          | blk | stl | pts |
|------------------------|----------|--------|-----|-----------------|-------------|----------------|-------------|----------------|-------------|------------|------------|------------|------------|------------|------------|-----------|------------|-------------|-----|-----|-----|
|                        |          |        |     | fg-fga          | fg%         | 3fg-fga        | 3fg%        | ft-fta         | ft%         | off        | def        | tot        |            |            |            |           |            |             |     |     |     |
| Winthrop               | 11-06-18 | 92-79  | W   | 29-68           | .426        | 5-24           | .208        | 16-24          | .667        | 13         | 28         | 41         | 19         | 10         | 13         | 0         | 4          | 79          |     |     |     |
| Southern California    | 11-11-18 | 82-78  | W   | 32-81           | .395        | 4-19           | .211        | 10-18          | .556        | 21         | 26         | 47         | 26         | 9          | 11         | 5         | 8          | 78          |     |     |     |
| Alcorn State           | 11-16-18 | 79-54  | W   | 21-66           | .318        | 6-22           | .273        | 6-9            | .667        | 12         | 27         | 39         | 18         | 9          | 14         | 0         | 8          | 54          |     |     |     |
| Liberty                | 11-19-18 | 79-70  | W   | 27-62           | .435        | 7-26           | .269        | 9-16           | .563        | 7          | 22         | 29         | 21         | 9          | 11         | 3         | 8          | 70          |     |     |     |
| Kent State             | 11-23-18 | 75-77  | L   | 25-56           | .446        | 12-24          | .500        | 15-20          | .750        | 4          | 20         | 24         | 20         | 15         | 8          | 5         | 13         | 77          |     |     |     |
| Savannah State         | 11-27-18 | 120-85 | W   | 30-75           | .400        | 16-43          | .372        | 9-14           | .643        | 11         | 16         | 27         | 18         | 15         | 19         | 2         | 12         | 85          |     |     |     |
| vs NC State            | 12-01-18 | 65-80  | L   | 30-64           | .469        | 5-15           | .333        | 15-22          | .682        | 17         | 29         | 46         | 24         | 16         | 12         | 0         | 3          | 80          |     |     |     |
| Middle Tennessee       | 12-05-18 | 79-51  | W   | 20-56           | .357        | 2-14           | .143        | 9-19           | .474        | 14         | 18         | 32         | 19         | 8          | 14         | 4         | 3          | 51          |     |     |     |
| Arizona State          | 12-17-18 | 81-65  | W   | 21-65           | .323        | 7-24           | .292        | 16-20          | .800        | 13         | 29         | 42         | 19         | 9          | 10         | 1         | 4          | 65          |     |     |     |
| Kansas State           | 12-22-18 | 58-69  | L   | 24-58           | .414        | 5-17           | .294        | 16-27          | .593        | 7          | 27         | 34         | 19         | 13         | 7          | 2         | 7          | 69          |     |     |     |
| Tennessee State        | 12-29-18 | 95-76  | W   | 24-63           | .381        | 10-23          | .435        | 18-26          | .692        | 10         | 25         | 35         | 23         | 10         | 11         | 3         | 4          | 76          |     |     |     |
| UNC Asheville          | 12-31-18 | 90-59  | W   | 21-53           | .396        | 7-19           | .368        | 10-11          | .909        | 6          | 14         | 20         | 27         | 7          | 16         | 0         | 4          | 59          |     |     |     |
| Ole Miss               | 01-05-19 | 71-81  | L   | 28-57           | .491        | 6-18           | .333        | 19-22          | .864        | 8          | 28         | 36         | 21         | 15         | 12         | 6         | 6          | 81          |     |     |     |
| Georgia                | 01-09-19 | 63-82  | L   | 28-60           | .467        | 9-26           | .346        | 17-23          | .739        | 12         | 31         | 43         | 14         | 13         | 12         | 12        | 4          | 82          |     |     |     |
| Kentucky               | 01-12-19 | 47-56  | L   | 22-44           | .500        | 4-16           | .250        | 8-14           | .571        | 12         | 26         | 38         | 14         | 10         | 15         | 5         | 5          | 56          |     |     |     |
| South Carolina         | 01-16-19 | 71-74  | L   | 21-51           | .412        | 5-18           | .278        | 27-35          | .771        | 12         | 23         | 35         | 29         | 9          | 12         | 5         | 4          | 74          |     |     |     |
| Mississippi State      | 01-19-19 | 55-71  | L   | 27-59           | .458        | 5-19           | .263        | 12-14          | .857        | 10         | 30         | 40         | 22         | 13         | 9          | 3         | 4          | 71          |     |     |     |
| Tennessee              | 01-23-19 | 83-88  | Lot | 27-58           | .466        | 5-20           | .250        | 29-32          | .906        | 5          | 25         | 30         | 20         | 16         | 8          | 7         | 5          | 88          |     |     |     |
| Oklahoma               | 01-26-19 | 55-86  | L   | 36-65           | .554        | 7-23           | .304        | 7-9            | .778        | 7          | 29         | 36         | 13         | 15         | 12         | 4         | 11         | 86          |     |     |     |
| Kentucky               | 01-29-19 | 52-87  | L   | 30-54           | .556        | 10-17          | .588        | 17-23          | .739        | 6          | 23         | 29         | 20         | 18         | 7          | 6         | 7          | 87          |     |     |     |
| Mizzou                 | 02-02-19 | 67-77  | L   | 27-59           | .458        | 7-22           | .318        | 16-24          | .667        | 11         | 26         | 37         | 17         | 14         | 9          | 2         | 4          | 77          |     |     |     |
| Arkansas               | 02-05-19 | 66-69  | L   | 23-51           | .451        | 8-19           | .421        | 15-20          | .750        | 8          | 21         | 29         | 17         | 18         | 11         | 2         | 4          | 69          |     |     |     |
| Alabama                | 02-09-19 | 67-77  | L   | 24-59           | .407        | 12-24          | .500        | 17-21          | .810        | 11         | 31         | 42         | 19         | 11         | 13         | 5         | 4          | 77          |     |     |     |
| Florida                | 02-13-19 | 57-66  | L   | 19-57           | .333        | 5-22           | .227        | 23-28          | .821        | 14         | 25         | 39         | 22         | 4          | 12         | 3         | 12         | 66          |     |     |     |
| <b>Opponent Totals</b> |          |        |     | <b>616-1441</b> | <b>.427</b> | <b>169-514</b> | <b>.329</b> | <b>356-491</b> | <b>.725</b> | <b>251</b> | <b>599</b> | <b>850</b> | <b>481</b> | <b>286</b> | <b>278</b> | <b>85</b> | <b>148</b> | <b>1757</b> |     |     |     |
| Averages               | GP       | 24     |     | 26-60           | .427        | 7-21           | .329        | 15-20          | .725        | 10.5       | 25.0       | 35.4       | 20.0       | 11.9       | 11.6       | 3.5       | 6.2        | 73.2        |     |     |     |
| Vanderbilt Totals      |          |        |     | 579-1325        | .437        | 185-557        | .332        | 406-594        | .684        | 233        | 630        | 863        | 439        | 292        | 332        | 99        | 114        | 1749        |     |     |     |



## Vanderbilt Individual Highs

|                                  |            |   |
|----------------------------------|------------|---|
| <b>Points</b>                    | 33         | GARLAND, DARIUS vs. Liberty (11-19-18)        |
| <b>Field Goals Made</b>          | 12         | GARLAND, DARIUS vs. Liberty (11-19-18)        |
| <b>Field Goals Att.</b>          | 18         | GARLAND, DARIUS vs. Liberty (11-19-18)        |
| <b>FG Pct. (min 5 made)</b>      | .889 (8-9) | LEE, SABEN vs. Tennessee State (12-29-18)     |
| <b>3-Point FG Made</b>           | 5          | GARLAND, DARIUS vs. Liberty (11-19-18)        |
|                                  | 5          | NESMITH, AARON vs. South Carolina (01-16-19)  |
| <b>3-Point FG Att.</b>           | 11         | RYAN, MATT vs. Winthrop (11-06-18)            |
| <b>3-Pt FG Pct. (min 4 made)</b> | .667 (4-6) | NESMITH, AARON vs. Kentucky (01-29-19)        |
|                                  | .667 (4-6) | TOYE, JOE at Arkansas (02-05-19)              |
| <b>Free Throws Made</b>          | 12         | NESMITH, AARON at Florida (02-13-19)          |
| <b>Free Throws Att.</b>          | 16         | LEE, SABEN vs. South Carolina (01-16-19)      |
| <b>Rebounds</b>                  | 15         | SHITTU, SIMISOLA at USC (11-11-18)            |
| <b>Assists</b>                   | 7          | LEE, SABEN vs. Tennessee (01-23-19)           |
|                                  | 7          | LEE, SABEN at Mizou (02-02-19)                |
| <b>Steals</b>                    | 3          | SHITTU, SIMISOLA at USC (11-11-18)            |
|                                  | 3          | LEE, SABEN vs. Savannah State (11-27-18)      |
|                                  | 3          | NESMITH, AARON vs. Savannah State (11-27-18)  |
|                                  | 3          | WETZELL, YANNI vs. Tennessee State (12-29-18) |
|                                  | 3          | LEE, SABEN at Oklahoma (01-26-19)             |
|                                  | 3          | NESMITH, AARON at Florida (02-13-19)          |
| <b>Blocks</b>                    | 4          | BROWN, CLEVON vs. Savannah State (11-27-18)   |
| <b>Turnovers</b>                 | 6          | GARLAND, DARIUS at USC (11-11-18)             |
|                                  | 6          | LEE, SABEN vs. Kent State (11-23-18)          |
|                                  | 6          | LEE, SABEN at Oklahoma (01-26-19)             |
|                                  | 6          | SHITTU, SIMISOLA at Oklahoma (01-26-19)       |
| <b>Minutes</b>                   | 42         | LEE, SABEN vs. Tennessee (01-23-19)           |
|                                  | 42         | NESMITH, AARON vs. Tennessee (01-23-19)       |
| <b>Plus/Minus</b>                | 38         | WETZELL, YANNI vs. Arizona State (12-17-18)   |
| <b>Player Efficiency (EFF)</b>   | 33         | NESMITH, AARON vs. Savannah State (11-27-18)  |
| <b>1st Half Points</b>           | 16         | NESMITH, AARON vs. South Carolina (01-16-19)  |
| <b>2nd Half Points</b>           | 18         | GARLAND, DARIUS vs. Liberty (11-19-18)        |
| <b>Off Rebounds</b>              | 8          | SHITTU, SIMISOLA at USC (11-11-18)            |
| <b>Bench Points</b>              | 20         | NESMITH, AARON vs. Savannah State (11-27-18)  |

## Opponent Individual Highs

|                                 |               |   |
|---------------------------------|---------------|---|
| <b>Points</b>                   | 43            | WILLIAMS, GRANT vs Tennessee (2019-01-23)     |
| <b>Field Goals Made</b>         | 11            | TYREE, BREEIN vs Ole Miss (2019-01-05)        |
| <b>Field Goals Attempted</b>    | 18            | WALKER, JAYLIN vs Kent State (2018-11-23)     |
| <b>3-Point FG Made</b>          | 6             | JOE, ISAIAH at Arkansas (2019-02-05)          |
| <b>3-Point FG Att.</b>          | 10            | JOE, ISAIAH at Arkansas (2019-02-05)          |
| <b>3-Pt FG Pct (min 4 made)</b> | 1.000 (4-4)   | CHANEY, ARMANI vs TSU (2018-12-29)            |
| <b>Free Throws Made</b>         | 23            | WILLIAMS, GRANT vs Tennessee (2019-01-23)     |
| <b>Free Throw Att.</b>          | 23            | WILLIAMS, GRANT vs Tennessee (2019-01-23)     |
| <b>FT Pct (min 11 made)</b>     | 1.000 (23-23) | WILLIAMS, GRANT vs Tennessee (2019-01-23)     |
| <b>Rebounds</b>                 | 18            | RAKOCEVIC, NICK at USC (2018-11-11)           |
| <b>Assists</b>                  | 8             | HAGANS, ASHTON vs Kentucky (2019-01-29)       |
| <b>Steals</b>                   | 5             | HARPER, TYRELL vs Savannah State (2018-11-27) |
| <b>Blocked Shots</b>            | 5             | CLAXTON, NICOLAS at Georgia (2019-01-09)      |
| <b>Turnovers</b>                | 5             | PICKETT, ADAM vs Winthrop (2018-11-06)        |
|                                 | 5             | HARPER, TYRELL vs Savannah State (2018-11-27) |
|                                 | 5             | SAEED, ADAM vs Savannah State (2018-11-27)    |
|                                 | 5             | HAGANS, ASHTON at Kentucky (2019-01-12)       |
| <b>Player Efficiency (EFF)</b>  | 50            | WILLIAMS, GRANT vs Tennessee (2019-01-23)     |
| <b>1st Half Points</b>          | 18            | WASHINGTON, PJ vs Kentucky (2019-01-29)       |
| <b>2nd Half Points</b>          | 25            | WILLIAMS, GRANT vs Tennessee (2019-01-23)     |
| <b>Offensive Rebounds</b>       | 9             | RAKOCEVIC, NICK at USC (2018-11-11)           |

## Opponent Team Highs

|                                |      |                                      |
|--------------------------------|------|--------------------------------------|
| <b>POINTS</b>                  | 88   | vs. Tennessee (01-23-19)             |
| <b>FIELD GOALS MADE</b>        | 36   | at Oklahoma (01-26-19)               |
| <b>FIELD GOAL ATEMPTS</b>      | 81   | at Southern California (11-11-18)    |
| <b>FIELD GOAL PERCENTAGE</b>   | .556 | (30-54) vs. Kentucky (01-29-19)      |
| <b>3 PT FIELD GOALS MADE</b>   | 16   | vs. Savannah State (11-27-18)        |
| <b>3 PT FG ATTEMPTS</b>        | 43   | vs. Savannah State (11-27-18)        |
| <b>3 PT FG PERCENTAGE</b>      | .588 | (10-17) vs. Kentucky (01-29-19)      |
| <b>FREE THROWS MADE</b>        | 29   | vs. Tennessee (01-23-19)             |
| <b>FREE THROW ATTEMPTS</b>     | 35   | vs. South Carolina (01-16-19)        |
| <b>FREE THROW PERCENTAGE</b>   | .909 | (10-11) vs. UNC Asheville (12-31-18) |
| <b>REBOUNDS</b>                | 47   | at Southern California (11-11-18)    |
| <b>ASSISTS</b>                 | 18   | vs. Kentucky (01-29-19)              |
|                                | 18   | at Arkansas (02-05-19)               |
| <b>STEALS</b>                  | 13   | vs. Kent State (11-23-18)            |
| <b>BLOCKED SHOTS</b>           | 12   | at Georgia (01-09-19)                |
| <b>TURNOVERS</b>               | 19   | vs. Savannah State (11-27-18)        |
| <b>FOULS</b>                   | 29   | vs. South Carolina (01-16-19)        |
| <b>1ST HALF POINTS</b>         | 46   | vs. NC State (12-01-18)              |
| <b>2ND HALF POINTS</b>         | 48   | vs. Savannah State (11-27-18)        |
|                                | 48   | at Georgia (01-09-19)                |
| <b>BENCH POINTS</b>            | 39   | vs. Savannah State (11-27-18)        |
| <b>2ND CHANCE POINTS</b>       | 18   | vs. NC State (12-01-18)              |
| <b>POINTS IN THE PAINT</b>     | 52   | at Oklahoma (01-26-19)               |
| <b>FAST BREAK POINTS</b>       | 13   | at Southern California (11-11-18)    |
|                                | 13   | at Kentucky (01-12-19)               |
|                                | 13   | at Arkansas (02-05-19)               |
| <b>LARGEST LEAD</b>            | 38   | vs. Kentucky (01-29-19)              |
| <b>LARGEST VICTORY</b>         | 35   | vs. Kentucky (01-29-19)              |
| <b>LARGEST 1ST HALF MARGIN</b> | 30   | vs. Kentucky (01-29-19)              |
| <b>LARGEST 2ND HALF MARGIN</b> | 18   | at Georgia (01-09-19)                |

## Vanderbilt Team Highs

|                                |      |   |
|--------------------------------|------|---|
| <b>POINTS</b>                  | 120  | vs. Savannah State (11-27-18)           |
| <b>FIELD GOALS MADE</b>        | 42   | vs. Savannah State (11-27-18)           |
| <b>FIELD GOAL ATTEMPPSS</b>    | 71   | at Southern California (11-11-18)       |
| <b>FIELD GOAL PERCENTAGE</b>   | .627 | (42-67) vs. Savannah State (11-27-18)   |
| <b>3 PT FIELD GOALS MADE</b>   | 15   | vs. Savannah State (11-27-18)           |
| <b>3 PT FG ATTEMPTS</b>        | 30   | vs. Winthrop (11-06-18)                 |
|                                | 30   | vs. Savannah State (11-27-18)           |
| <b>3 PT FG PERCENTAGE</b>      | .500 | (9-18) vs. Liberty (11-19-18)           |
|                                | .500 | (15-30) vs. Savannah State (11-27-18)   |
| <b>FREE THROWS MADE</b>        | 31   | vs. UNC Asheville (12-31-18)            |
| <b>FREE THROW ATTEMPTS</b>     | 40   | vs. UNC Asheville (12-31-18)            |
| <b>FREE THROW PERCENTAGE</b>   | .947 | (18-19) vs. Middle Tennessee (12-05-18) |
| <b>REBOUNDS</b>                | 49   | at Southern California (11-11-18)       |
|                                | 49   | vs. Savannah State (11-27-18)           |
| <b>ASSISTS</b>                 | 27   | vs. Savannah State (11-27-18)           |
| <b>STEALS</b>                  | 9    | vs. Savannah State (11-27-18)           |
| <b>BLOCKED SHOTS</b>           | 10   | vs. Savannah State (11-27-18)           |
| <b>TURNOVERS</b>               | 22   | at Oklahoma (01-26-19)                  |
| <b>FOULS</b>                   | 29   | vs. Tennessee (01-23-19)                |
| <b>1ST HALF POINTS</b>         | 65   | vs. Savannah State (11-27-18)           |
| <b>2ND HALF POINTS</b>         | 55   | vs. Savannah State (11-27-18)           |
|                                | 55   | vs. Tennessee State (12-29-18)          |
| <b>BENCH POINTS</b>            | 64   | vs. Savannah State (11-27-18)           |
| <b>2ND CHANCE POINTS</b>       | 22   | at Southern California (11-11-18)       |
| <b>POINTS IN THE PAINT</b>     | 53   | vs. Savannah State (11-27-18)           |
| <b>FAST BREAK POINTS</b>       | 23   | vs. Savannah State (11-27-18)           |
| <b>LARGEST LEAD</b>            | 43   | vs. Savannah State (11-27-18)           |
| <b>LARGEST VICTORY</b>         | 35   | vs. Savannah State (11-27-18)           |
| <b>LARGEST 1ST HALF MARGIN</b> | 28   | vs. Savannah State (11-27-18)           |
| <b>LARGEST 2ND HALF MARGIN</b> | 25   | vs. UNC Asheville (12-31-18)            |



# THE LAST TIME...

## VANDERBILT INDIVIDUALS

### Scoring:

**Scored 25 points** – Aaron Nesmith (26), at Florida, 2/13/2019  
**Scored 30 points** – Darius Garland (33), vs. Liberty, 11/19/2018  
**Scored 35 points** – Billy McCaffrey (35), vs. Georgia, 2/24/1993  
**Scored 40 points** – Shan Foster (42) vs. Mississippi State, 3/5/2008

**Two Players Had 20 Points** – Aaron Nesmith (24), Saben Lee (21) vs UT, 1/23/2019

**Three Players Had 20 Points** – Derrick Byars (28), Shan Foster (21) and Ross Neltner (20) vs. Toledo, 12/2/2006

**Scored 20 Points in Two Straight Games** – Jeff Roberson (26), Riley LaChance (21) vs. Florida (2/17/2018); Riley LaChance (26), Jeff Roberson (20) at LSU (2/20/2018)

**Scored 20 Points in Three Straight Games** – Jeff Roberson (22) vs. Miss. St., 2/14/18; Jeff Roberson (26) vs. Florida, 2/17/18; Jeff Roberson (20) at LSU, 2/20/18; Riley LaChance (21) vs. Florida, 2/17/18; Riley LaChance (26) at LSU, 2/20/18; Riley LaChance (23) vs. Texas A&M, 2/24/18

**Scored 20 Points in Four Straight Games** – Jeff Roberson (22), vs. Miss. St., 2/14/18; Jeff Roberson (26) vs. Florida, 2/17/18; Jeff Roberson (20) at LSU, 2/20/18; Jeff Roberson (21) vs. Texas A&M, 2/24/18

**Scored 20 Points in Five Straight Games** – Jeff Roberson (21) at Tennessee, 1/23/2018; vs. LSU (20), 1/20/2018; vs. TCU (20), 1/27/2018; at Kentucky (23), 1/30/2018; at Auburn (30), 2/3/2018

**Scored 20 Points in Six Straight Games** – Shan Foster vs. Georgia (29), 2/23/2008; vs. Tennessee (32), 2/26/2008; at Arkansas (22), 3/1/2008; vs. Mississippi State (42), 3/5/2008; at Alabama (21), 3/8/2008; vs. Auburn (26), 3/13/2008

**Five Players Scored in Double Figures** – Saben Lee (23), Joe Toye (18), Maxwell Evans (10), Matt Moyer (10), Simi Shittu (10) vs. Tennessee State, 12/19/2018

**Seven Players Scored in Double Figures** – Damian Jones (10), Wade Baldwin IV (20), Riley LaChance (10), Nolan Cressler (14), Joe Toye (10), Matthew Fisher-Davis (12), Josh Henderson (11), vs. Detroit (12/2/15)

**Eight Players Scored in Double Figures** – Aaron Nesmith (20), Simisola Shittu (17), Maxwell Evans (16), Yanni Wetzell (15), Joe Toye (13), Saben Lee (11), Matt Ryan (11), Matthew Moyer (10), vs. Savannah St., 11/27/2018

**Four Players with 15 or more points** – Jeff Roberson (19), Matthew Fisher-Davis (19), Riley LaChance (19), Luke Kornet (16) vs. Kentucky, 1/10/2017

### Double-Doubles:

**Double-Double** – Simi Shittu (10 points, 14 rebounds) at Georgia, 01/09/2019  
**20-10 game** – Aaron Nesmith (20 points, 13 rebounds) vs. Savannah St., 11/27/2018  
**30-10 game** – Jeff Roberson (30 points, 10 rebounds) at Auburn, 2/3/2018  
**Back-to-back 20-10 games** – Matt Freije vs. South Carolina (26 points, 11 rebounds) 1/28/04; vs. Kentucky (20 points, 11 rebounds) 1/31/04

**Double-Double in Points and Rebounds** – Simi Shittu (10 points, 14 rebounds) at Georgia, 01/09/2019

**Double-Double in Points and Assists** – Wade Baldwin IV (15 points, 10 assists) vs. Western Michigan, 12/30/2015

**Double-Double in Points and Blocks** – Luke Kornet (11 points, 10 blocks) vs. Auburn (1/12/2016)

**Double-Double in Points and Steals** – Never

**Double-Double in Two Consecutive games** – Simisola Shittu (18 points, 10 rebounds) vs. Winthrop, 11/6/18; (14 points, 15 rebounds) at USC

**Double-Double in three consecutive games** – Jeff Roberson vs. Austin Peay (13 points, 10 rebounds) 11/10/2017; at Belmont (13 points, 12 rebounds) 11/10/2017; vs. UNC Asheville (17 points, 12 rebounds) 11/10/2017

**Two players record double-double** – Damian Jones (24 points, 12 rebounds), Luke Kornet (10 points, 10 rebounds) vs. Trevecca, 11/16/2014

### Triple-Doubles:

**Triple-Double** – Luke Kornet (11 points, 11 rebounds, 10 blocks) vs. Auburn, 1/12/16; Brad Tinsley (11 points, 10 rebounds, 10 assists) vs. Presbyterian, 11/12/2010

### Field Goals:

**Made 10 FG in a game** – Jeff Roberson (10) at Auburn, 2/3/2018  
**Made 11 FG in a game** – Matthew Fisher-Davis (11) vs. Auburn, 1/4/2017  
**Made 12 FG in a game** – Darius Garland (12) vs. Liberty, 11/19/2018  
**Made 16 FG in a game** – Shan Foster (16) vs. Mississippi State, 3/5/2008  
**Attempted 15 FG in a game** – Darius Garland (15) vs. Winthrop, 11/6/2018  
**Attempted 16 FG in a game** – Riley LaChance (16) vs. Missouri, 2/27/2018  
**Attempted 17 FG in a game** – Jeff Roberson (17) at Auburn, 2/3/2018  
**Attempted 18 FG in a game** – Darius Garland (18) vs. Liberty, 11/19/2018  
**Attempted 19 FG in a game** – Rod Odom (19) vs. Missouri, 1/16/14  
**Attempted 20 FG in a game** – Jeff Roberson (20), vs. Texas A&M, 2/24/18

### Three-Pointers:

**Made 5 3-pointers in a game** – Aaron Nesmith (5) vs. South Carolina, 1/16/2019

**Made 6 3-pointers in a game** – Riley LaChance (6) vs. Texas A&M, 2/24/18  
**Made 7 3-pointers in a game** – Matthew Fisher-Davis (7) vs. Auburn, 1/4/2017  
**Made 8 3-pointers in a game** – Shan Foster (8) vs. UMass, 1/5/2008  
**Made 9 3-pointers in a game** – Shan Foster (9) vs. Mississippi State, 3/5/2008  
**Attempted 10 3-pointers in a game** – Riley LaChance (10) vs. Missouri, 2/27/2018  
**Attempted 15 3-pointers in a game** – John Jenkins (16) vs. Oregon, 11/11/2011

### Free Throws:

**Made 10 FT in a game** – Jeff Roberson (10), at Kentucky, 1/30/2018  
**Made 12 FT in a game** – Aaron Nesmith (12) at Florida, 2/13/2019  
**Made 13 FT in a game** – A.J. Ogilvy (13) vs. DePaul, 12/5/2009  
**Made 18 FT in a game** – Matt Freije (18) vs. Indiana, 11/24/2003  
**Attempted 12 FT in a game** – Saben Lee (12) vs. Arizona St., 12/17/2018  
**Attempted 14 FT in a game** – Saben Lee (14) vs. Liberty, 11/19/2018  
**Attempted 15 FT in a game** – Saben Lee (16) vs. Kansas St., 12/3/2017

### Rebounds:

**10 Rebounds in a game** – Simisola Shittu (14), at Georgia 01/09/2019  
**15 Rebounds in a game** – Simisola Shittu (15), at USC, 11/11/2018  
**10+ Rebounds in Three Consecutive Games** – Jeff Roberson vs. Austin Peay (10) 11/10/2017; at Belmont (12) 11/10/2017; vs. UNC Asheville (12) 11/10/2017

### Assists:

**8 Assists** – Riley LaChance (8) vs. Miss. St. (2/14/18)  
**9 Assists** – Saben Lee (9) vs. Texas A&M, 2/24/18  
**10 Assists** – Wade Baldwin IV (10) vs. Auburn, 1/12/16  
**11 Assists** – Mario Moore (13) vs. Arkansas, 2/19/2005  
**12 Assists** – Mario Moore (13) vs. Arkansas, 2/19/2005  
**13 Assists** – Mario Moore (13) vs. Arkansas, 2/19/2005  
**14 Assists** – Billy McCaffrey (14) vs. Kentucky, 1/13/1993  
**5+ Assists in Four Consecutive Games** – Wade Baldwin IV (8) vs. Texas A&M, 2/4/16; (9) at Ole Miss, 2/6/16; (7) vs. Missouri, 2/10/16; (7) at Auburn, 2/13/16; (9) at Miss. St., 2/16/16; (7) vs. Georgia, 2/20/16  
**8+ Assists in Two Consecutive Games** – Atiba Prater (9) at Georgia, 2/2/2000; (9) vs. Boston College, 2/6/2000

### Blocks:

**4 Blocked Shots** – Clevon Brown (4) vs. Savannah St., 11/27/2018  
**5 Blocked Shots** – Luke Kornet (5) vs. Texas A&M, 2/16/2017  
**6 Blocked Shots** – Luke Kornet (6) at Texas A&M, 3/5/2016  
**7 Blocked Shots** – Clevon Brown (8) at Ole Miss, 3/3/2018

**10 Blocked Shots** – Luke Kornet (10) vs. Auburn, 1/12/16

### Steals:

**4 Steals** – Jeff Roberson (4) vs. Missouri, 2/27/2018  
**5 Steals** – Riley LaChance (5) vs. Penn, 12/22/2014  
**6 Steals** – Dan Cage (6) vs. Furman, 11/28/2006  
**7 Steals** – James Strong (8) vs. Morehead State, 11/24/1998  
**8 Steals** – James Strong (8) vs. Morehead State, 11/24/1998

### Minutes:

**Played every minute** – Jeff Roberson at Ole Miss, 3/3/2018  
**Played over 40 minutes** – Saben Lee (42), Aaron Nesmith (42) vs UT 1/23/19  
**All 5 starters played 40 minutes** – Steve Tchiengang (40), Brad Tinsley (40), Lance Goulbourne (41), Jeffery Taylor (41), and John Jenkins (41), at Louisville, 12/2/2011

### Fouls:

**Technical Foul** – Matt Ryan vs UT, 1/23/19  
**Fouled Out** – Saben Lee, at Arkansas 2/5/19  
**Two Players Fouled Out** – Clevon Brown, Yanni Wetzell vs. UT 1/23/2019  
**Three Players Fouled Out** – Saben Lee, Clevon Brown, Djery Baptiste vs. Tennessee, 1/9/2018

### TEAM

**Started the game with Opponent Technical Foul** – Furman bench, 12/22/2008  
**Scored 95 or more points** – 95 vs. Tennessee State 12/29/2018 (W, 95-76)  
**Scored 100 or more points** – 120 vs. Savannah St., 11/27/2018 (W, 120-85)  
**Scored 100 or more points (SEC game)** – 102 at Ole Miss, 2/16/2012 (W, 102-76)  
**Scored 110 or more points** – 120 vs. Savannah St., 11/27/2018 (W, 120-85)  
**Scored 110 or more points (SEC game)** – 111 vs. Alabama 2/21/1972 (W, 111-91)  
**Scored 120 or more points** – 120 vs. Savannah St., 11/27/2018 (W, 120-85)  
**Scored 120 or more points (SEC game)** – 130 vs. Ole Miss 12/22/1970 (W, 130-112)  
**Scored 130 or more points** – 130 vs. Ole Miss 12/22/1970 (W, 130-112)  
**Scored Less than 50 points** – 47 at Kentucky, 1/12/2019 (L, 47-56)  
**Scored Less than 40 points** – 38 at Tennessee (L, 76-38), 3/1/2014  
**Scored 20 or less points in half** – 15 (1st half), vs. Kentucky 1/29/2019 (L, 52-87)  
**Scored 90+ points in three consecutive games** – 95 vs. Bradley, 11/24/2007 (W, 95-86); 91 vs. South Alabama, 11/29/2007 (W, 91-88); vs. Georgia Tech, 12/1/2007 (W, 92-79)  
**Allowed 90 or more points** – 91, at Auburn, 2/3/2018 (L, 93-81)  
**Allowed 100 or more points** – 106, Kentucky, 3/5/2003 (L, 44-106)  
**Allowed Less than 50 points** – 48, vs. Houston Baptist, 12/20/2017 (W, 81-48)  
**Allowed 40 or Less points** – 31, at Mississippi State, 2/23/2013 (W, 72-31)  
**Shot 60% or better** – .627 vs. Savannah St., 11/27/18 (W, 120-85)

THE LAST TIME...

**Shot 60% or better from three** – .643 vs. Purdue, 12/13/14 (W, 81-71)  
**Shot over 67% FG** – .679 vs. TSU, 12/19/2009 (W, 84-71)  
**Shot lower than 30%** - .250 at Arkansas 2/10/18 (L, 54-72)  
**Allowed 60% shooting** - .625 at LSU, 2/20/2018 (L, 78-88)  
**Scored 100 points in two consecutive games** – 111 vs. North Alabama 12/20/1980 (W, 111-79) and 111 vs. Memphis 12/23/1980 (W, 111-96)  
**Scored 100 points in three consecutive games** – Never  
**Scored 100 points in Consecutive SEC games** – 104 vs. LSU 2/19/1972 (W, 104-83) and 111 vs. Alabama 2/21/1972 (W, 111-91)  
**Won game by 70 points or more** – 71 vs. Union (Tenn.) (W, 95-24), 1911-12  
**Won game by 60 points or more** – 71 vs. Union (Tenn.) (W, 95-24), 1911-12  
**Won game by 50 points or more** – 50 vs. Detroit (W, 102-52) 12/2/2015  
**Lost by 25 or More Points** – at Oklahoma (L, 55-86), 01/26/19  
**Game decided by one point** – vs. Miss. St. (2/14/18) (W, 81-80)  
**Two consecutive games decided by one point** – at South Carolina (L, 70-71) 1/7/1998 and Tennessee (W, 80-79) 1/10/1998  
**Three consecutive games decided by one point** – Never  
**Shot 90% or Better from Free Throw Line (min. 10 att.)** – 94.7% vs. M. Tennessee, 12/5/2018 (18-19)  
**Shot less than 50% from Free Throw Line** – 46.9% vs. Morgan State (15-32) 11/23/13  
**Shot less than 20% from 3PT** – .156 (3-22) vs. N.C. State 12/1/2018 (L, 80-65)  
**Attempted 30 FT** – 30 (18-30) vs. N.C. State 12/1/2018  
**Attempted 35 FT** – 37 (24-37) vs. South Carolina 1/16/2019  
**Attempted 40 FT** – 40 (90-59) vs. UNC Asheville, 12/31/2018  
**Attempted five or less FT** – 3 at Texas A&M, 1/31/2017  
**Made 30 FT** – 30, vs. UNC Asheville, 12/31/18  
**Made 15 3FG** – 17 vs. Alcorn St., 12/22/2017  
**Won an Overtime Game** – vs. Florida 3/10/2017 (W, 72-62)  
**Lost an Overtime Game** - vs UT, 1/23/2019 (L, 83-88)  
**Played Two Overtimes** – vs. Yale 1/3/15 (W, 79-74)  
**Played Three Overtimes** – at Ole Miss 2/17/1982 (L, 51-48)  
**Played Four Overtimes** – at Ole Miss 2/17/1982 (L, 51-48)  
**Played consecutive games that went to overtime** – vs. Xavier 11/28/2011 (L, 82-70) and at Louisville, 12/2/2011 (L, 62-60)  
**Had 20 Turnovers** – 20, vs. Savannah St., 11/27/2018  
**Had 10 Blocks** – 10, vs. Savannah St., 11/27/2018

**Scored 35 points** – Grant Williams (37), vs. Tennessee, 1/9/2018  
**Scored 40 points** – Grant Williams (43), vs UT, 1/23/2019  
**Two Players Had 20 Points** – Grant Williams (37), Admiral Schofield (22), vs. Tennessee, 1/9/2018  
**Five Players Scored in Double Figures** Deandre Burnett (17), Terence Davis (17), Breein Tyree (11), Justas Furmanavicius (11), Sebastian Saiz (10), vs. Ole Miss, 2/4/2017  
**Six Players Scored in Double Figures** – Bam Doyne (22), Dwayne Curtis (12), Todd Abernethy (11), Clarence Sanders (11), Polynice (10) and Williams (10), vs. Ole Miss, 1/27/2007  
**Four Players with 15 or more points** – Erik Daniels (20), Marquis Estill (17), Kelenna Azubuike (16) and Gerald Fitch (15) vs. Kentucky, 3/5/2003  
**Double-Doubles:**  
**Double-Double** – Riley Norris (15 points and 12 rebounds) vs Alabama 2/09/2019  
**Triple-Double** – Sam Muldrow (16 points, 14 rebounds and 10 blocks) at South Carolina, 1/8/2010  
**20-10 game** – PJ Washington (26 points and 12 rebounds) vs Kentucky 1/29/2019  
**30-10 game** – Ben Simmons (36 points, 14 rebounds), LSU, 1/2/2016  
**Double-Double in Points and Rebounds** – Riley Norris (15 points and 12 rebounds) vs Alabama 2/09/2019  
**Double-Double in Points and Assists** – Nick Calathes (15 points, 10 assists) at Florida, 1/27/2008  
**Two players record double-doubles** – Prince Ibeh (13 points, 11 rebounds), Kerwin Roach, Jr. (15 points, 11 rebounds), at Texas, 1/30/2016  
**Field Goals:**  
**Made 10 FG in a game** – Grant Williams (10), vs UT, 1/23/2019  
**Made 11 FG in a game** – Breein Tyree (11), vs. Ole Miss 1/05/2019  
**Made 12 FG in a game** – Shai Gilgeous-Alexander (12) at Kentucky, 1/30/2018  
**Made 13 FG in a game** – Duop Reath (13) vs. LSU, 1/20/2018  
**Attempted 15 FG in a game** – Chris Silva (15) at South Carolina, 1/6/2018  
**Attempted 16 FG in a game** – Antonio Green, vs. M. Tennessee, 12/5/2018  
**Attempted 17 FG in a game** – Derryck Thornton (17), at USC, 11/11/2018  
**Attempted 18 FG in a game** – Jaylin Walker (18) vs. Kent State, 11/23/2018  
**Attempted 19 FG in a game** – Shai Gilgeous-Alexander (19) at Kentucky, 1/30/2018  
**Attempted 20 FG in a game** – Duop Reath (20) vs. LSU, 1/20/2018  
**Attempted 25 FG in a game** - Malik Monk (25) at Kentucky, 2/28/2017  
**Three-Pointers:**  
**Made 5 3-pointers in a game** – Jaquan Dotson (5), vs. Savannah St., 11/27/2018  
**Made 6 3-pointers in a game** – Jamal Murray, vs. Kentucky (6), 2/27/16  
**Made 7 3-pointers in a game** – Chandler Parsons (7) vs. Florida, 1/25/2009

**Made 8 3-pointers in a game**– Brian Sullivan (8) vs. Miami (OH), 1/2/2012  
**Attempted 10 3-pointers in a game** – Jordan McLaughlin (11), vs. USC, 11/19/2017  
**Free Throws:**  
**Made 10 FT in a game** – Daniel Gafford (10) at Arkansas 2/5/19  
**Made 16 FT in a game** – Ben Simmons (16), LSU, 1/2/2016  
**Made 17 FT in a game** – Grant Williams (23), vs UT, 1/23/2019  
**Attempted 10 FT in a game** – Daniel Gafford (12) at Arkansas 2/5/19  
**Attempted 13 FT in a game** - Ian Dubose (13) vs. Houston Baptist, 12/20/2017  
**Attempted 14 FT in a game** - Grant Williams, (14) at Tennessee, 1/23/2018  
**Attempted 15 FT in a game** – Grant Williams (23), vs UT, 1/23/2019  
**Rebounds:**  
**10 Rebounds in a game** – Riley Norris (12) vs Alabama, 2/09/2019  
**15 Rebounds in a game** – Sebastian Saiz (16), vs. Ole Miss, 2/4/2017  
**18 Rebounds in a game** – Nick Rakocevic (18) at USC, 11/11/2018  
**19 Rebounds in a game** – Omar Samhan (19) at St. Mary's, 11/20/2009  
**20 Rebounds in a game** – Roy Rogers (20) at Alabama, 1/3/1996  
**Assists**  
**8 Assists** – Ashton Hagans (8) vs Kentucky 1/29/2019  
**9 Assists** – Tremont Waters (9) at LSU, 2/20/2018  
**10 Assists** – Alex Caruso (10) at Texas A&M, 1/31/2015  
**11 Assists** – Dee Bost (11) vs. Mississippi State, 3/11/2011  
**12 Assists** – Jared Harper (14) at Auburn, 2/3/2018  
**Blocks:**  
**4 Blocked Shots** – Nick Richards (4), vs Kentucky 1/29/2019  
**5 Blocked Shots** – Nicolas Claxton (5), at Georgia, 1/09/19  
**6 Blocked Shots** – Reggie Lynch, (6), vs. Minnesota, 12/3/16  
**7 Blocked Shots** – Daniel Gafford, (7), at Arkansas, 2/10/18  
**8 Blocked Shots** – Jarvis Varnado (9) vs. Mississippi State, 2/3/2010  
**10 Blocked Shots** - Sam Muldrow (10) at South Carolina, 1/8/2011  
**Steals:**  
**5 Steals** – Tyrell Harper (5) vs. Savannah St., 11/27/2018  
**6 Steals** – Jajuan Johnson (6) vs. Marquette, 11/11/2016  
**7 Steals** – Aaron Lucas (7) at South Carolina, 1/19/2002  
**8 Steals** – Steve Wojochowski (8) at Duke, 11/22/1996  
**Two players with 3 steals** – Tyrell Harper (5), Romani Hansen (3) vs. Savannah St., 11/27/2018

**Minutes:**  
**Played every minute** – Jordan Barnett vs. Missouri, 2/27/2018  
**Played over 40 minutes** – Kevin Knox (40), at Kentucky, 1/30/2018  
**Fouls:**  
**Technical Foul** – Jordan Geist at Missouri 2/2/19  
**Fouled Out** - Chris Silva vs. South Carolina 1/16/2019  
**Three Players Fouled Out** – Jordan Usher, Derryck Thornton, Kevin Porter, Jr. at USC, 11/11/2018

OPPONENT - TEAM

**Scored 90 or more points at Memorial Gym** – 92 vs. Tennessee, 1/9/2018 (L, 84-92)  
**Scored 100 or more points** – 106 at Kentucky 3/5/2003 (L, 44-106)  
**Scored 110 or more points** – 120 vs. Kentucky 2/7/1996 (L, 81-120)  
**Scored 120 or more points** – 120 vs. Kentucky 2/7/1996 (L, 81-120)  
**Scored 130 or more points** – Never  
**Scored Less than 50 points** – 41 vs. Texas A&M, 3/9/17 (W, 66-41)  
**Scored Less than 40 points** – 31 at Mississippi State, 2/23/2013 (W, 72-31)  
**Shot 50% or Better** - .556 vs Kentucky (L, 87-52) 1/29/2019  
**Shot 60% or Better** - .625 at LSU (LSU 88, VU 78), 2/20/2018  
**Shot 60% or Better from 3PT** - .654 (17-26), at Auburn, 2/3/2018  
**Shot less than 30% FG**– .250 (4-16), at Kentucky, 1/12/2019 (L, 47-56)  
**Shot less than 15% from 3PT**– .143 (2-14), vs. M. Tennessee, 12/5/2018 (W, 79-51)  
**Held Opponent Without a 3-Pointer** – vs. Nebraska, 11/18/10 (W, 59-49)  
**Shot 90% or Better from Free Throw Line** –90.0, at Florida, 12/30/2017 (27-30)  
**Shot less than 50% from Free Throw Line** – .467, vs. Minnesota, 12/3/2016 (L, 52-56)  
**Attempted 30 FT** –32, vs. Tennessee 1/23/2019  
**Attempted 40 FT** – 42 at Mississippi State, 2/12/2007  
**Attempted 45 or More FT** – 49 at South Carolina, 1/28/2009  
**Attempted Zero FT** – vs. TCU, 1/27/2018  
**Attempted five or less FT** – 1 vs. Miami (OH), 1/2/2012  
**Made 30 FT** – 32, at South Carolina, 1/28/2009  
**Made 0 FT** – vs. TCU, 1/27/2018  
**Made 12 3PT** – 12, vs. Alabama, 2/09/2019  
**Made 15 3PT** – 16, vs. Savannah St., 11/27/2018  
**Attempted 30 or more 3PT** – 43 vs. Savannah St., 11/27/2018  
**Had 20 Turnovers** – 20 vs. MTSU, 12/21/2012

OPPONENT - INDIVIDUALS

**Scoring:**  
**Scored 25 points** –Daniel Gafford (28) at Arkansas 2/5/19  
**Scored 30 points** – Breein Tyree (31) vs Ole Miss, 1/05/2019



**CLEVON BROWN**

**15** Junior, Forward  
6'8" 240 lbs.  
San Antonio, Texas  
Churchill HS

**SEASON HIGHS**

- Points:** 8, at USC (11/11/18)
- FG Made:** 4, at USC (11/11/18)
- FG Atts:** 8, at USC (11/11/18)
- 3FG Made:** 1, 2x, last vs. Alabama (2/9/19)
- 3FG Atts:** 2, at USC (11/11/18)
- FT Made:** 2, 3x, last at Florida (2/13/19)
- FT Atts:** 3, 2x, last at Missouri (2/2/19)
- Rebounds:** 7, 2x, last at Florida (2/13/19)
- Assists:** 4, vs. South Carolina (1/16/19)
- Turnovers:** 3, vs. Tennessee (1/23/19)
- Blocks:** 4, vs. Savannah St. (11/27/18)
- Steals:** 1, 3x, last vs. N.C. State (12/5/18)
- Minutes:** 26, at Florida (2/13/19)

**CAREER HIGHS**

- Points:** 13, vs. Austin Peay (11/10/17)
- FG Made:** 6, vs. Austin Peay (11/10/17)
- FG Atts:** 11, vs. Austin Peay (11/10/17)
- 3FG Made:** 2, 2x, last at Missouri (2/11/17)
- 3FG Atts:** 3, 2x, at Missouri (2/11/17)
- FT Made:** 2, 6x, last at Florida (2/13/19)
- FT Atts:** 4, vs. Texas A&M (2/16/17)
- Rebounds:** 7, 2x, last at Florida (2/13/19)
- Assists:** 4, vs. South Carolina (1/16/19)
- Turnovers:** 4, at Auburn (2/3/18)
- Blocks:** 8, at Ole Miss (3/3/18)
- Steals:** 2, vs. Austin Peay (11/10/17)
- Minutes:** 31, at Kentucky (1/30/18)

**BROWN NOTEBOOK**

- ✪ Started at Florida and played a season-high 26 minutes. Made five starts this season.
- ✪ Leads team in blocks (1.3 per game).
- ✪ Dished out career-high four assists against South Carolina.
- ✪ Made two starts this season (Savannah State, N.C. State).
- ✪ Tallied eight points and four rebounds in win at USC; had three blocks vs. Liberty.
- ✪ Played in 32 games and made four starts in 2017-18. Averaged 3.9 points and 3.1 rebounds per game.
- ✪ Tallied a career-high eight blocks at Ole Miss. Also added six points and four rebounds. Most blocks for a Commodore since Luke Kornet had 10 vs. Auburn on 1/12/16
- ✪ Played career-high in minutes against TCU (26) and Kentucky (31). Had career-high 7 rebounds at UK.
- ✪ Scored a career-high 13 points in win over Austin Peay. Also set new career bests in field goals made and steals, and tied a career high in rebounds and blocks.
- ✪ Played in 34 games and averaged 1.6 points and 1.5 rebounds per game as a freshman in 2016-17.
- ✪ Signed with the Commodores in November of 2015.
- ✪ Made career debut vs. Marquette, scored five points against Golden Eagles; scored career-high six points vs. Norfolk State.
- ✪ Was ranked as the 9th-best player in the state of Texas by Texas Hoops, and the 126th-ranked player nationally by Rivals.com.
- ✪ Ranked as the 26th-ranked power forward in the country by Scout.com, he also received offers from Texas, Illinois, Notre Dame, and Auburn.

**BROWN GAME-BY-GAME (JUNIOR)**

| Opponent              | M  | FG-A | 3P-A | FT-A | Reb | PF | A | T | B | S | PTS |
|-----------------------|----|------|------|------|-----|----|---|---|---|---|-----|
| N6 Winthrop           | 19 | 3-5  | 0-1  | 0-0  | 6   | 3  | 0 | 2 | 2 | 0 | 6   |
| N11 @USC              | 18 | 4-8  | 0-2  | 0-3  | 4   | 2  | 0 | 0 | 1 | 1 | 8   |
| N16 Alcorn State      | 19 | 1-4  | 0-0  | 0-0  | 4   | 2  | 1 | 0 | 1 | 0 | 2   |
| N19 Liberty           | 11 | 0-1  | 0-0  | 0-0  | 1   | 1  | 1 | 1 | 3 | 1 | 0   |
| N23 Kent State        | 6  | 0-2  | 0-0  | 0-0  | 3   | 1  | 0 | 0 | 0 | 0 | 0   |
| N27 Savannah State*   | 20 | 1-2  | 0-0  | 2-2  | 1   | 0  | 0 | 0 | 4 | 1 | 4   |
| D1 vs. N.C. State*    | 16 | 2-2  | 0-0  | 0-2  | 2   | 3  | 2 | 1 | 1 | 1 | 4   |
| D5 Middle Tennessee   | 21 | 2-4  | 1-1  | 0-0  | 2   | 3  | 1 | 1 | 1 | 0 | 5   |
| D17 Arizona State     | 12 | 1-1  | 0-0  | 1-2  | 2   | 2  | 0 | 1 | 1 | 0 | 3   |
| D22 @Kansas State     | 13 | 1-1  | 0-0  | 0-0  | 1   | 0  | 0 | 0 | 0 | 0 | 2   |
| D29 Tennessee State   | 13 | 1-1  | 0-0  | 1-2  | 6   | 3  | 1 | 0 | 2 | 0 | 3   |
| D31 UNC Asheville     | 16 | 1-1  | 0-0  | 0-0  | 3   | 0  | 0 | 1 | 3 | 0 | 2   |
| J5 Ole Miss           | 8  | 2-4  | 0-0  | 0-0  | 2   | 0  | 0 | 0 | 1 | 0 | 4   |
| J9 @Georgia           | 5  | 0-1  | 0-0  | 0-0  | 1   | 1  | 0 | 1 | 0 | 0 | 0   |
| J12 @Kentucky         | 4  | 0-0  | 0-0  | 0-0  | 0   | 0  | 0 | 0 | 0 | 0 | 0   |
| J16 South Carolina    | 15 | 1-4  | 0-2  | 0-0  | 3   | 3  | 4 | 0 | 0 | 0 | 2   |
| J19 Mississippi State | 12 | 0-2  | 0-0  | 0-0  | 3   | 0  | 0 | 0 | 0 | 0 | 0   |
| J23 Tennessee         | 23 | 2-2  | 0-0  | 1-1  | 1   | 5  | 1 | 3 | 1 | 1 | 5   |
| J26 @Oklahoma         | 20 | 2-3  | 0-0  | 0-0  | 2   | 4  | 1 | 1 | 1 | 0 | 4   |
| J29 Kentucky          | 15 | 1-2  | 0-1  | 1-2  | 4   | 3  | 0 | 2 | 2 | 0 | 3   |
| F2 @Missouri          | 21 | 3-5  | 0-1  | 2-3  | 1   | 3  | 1 | 2 | 2 | 0 | 8   |
| F5 @Arkansas*         | 24 | 3-5  | 0-1  | 0-3  | 7   | 4  | 0 | 0 | 0 | 1 | 6   |
| F9 Alabama*           | 22 | 1-3  | 1-1  | 3-6  | 0   | 2  | 0 | 2 | 3 | 0 | 6   |
| F13 @Florida*         | 26 | 2-6  | 0-0  | 2-2  | 2   | 3  | 0 | 0 | 1 | 0 | 6   |
| F16 Auburn            |    |      |      |      |     |    |   |   |   |   |     |
| F19 @Tennessee        |    |      |      |      |     |    |   |   |   |   |     |
| F23 @Alabama          |    |      |      |      |     |    |   |   |   |   |     |
| F27 Florida           |    |      |      |      |     |    |   |   |   |   |     |
| M2 @Texas A&M         |    |      |      |      |     |    |   |   |   |   |     |
| M6 Arkansas           |    |      |      |      |     |    |   |   |   |   |     |
| M9 @LSU               |    |      |      |      |     |    |   |   |   |   |     |

| Brown's Overall Statistics at Vanderbilt |           |          |             |             |            |            |             |           |           |             |           |           |             |           |            |            |            |            |          |           |           |           |           |            |            |
|--|-----------|----------|-------------|-------------|------------|------------|-------------|-----------|-----------|-------------|-----------|-----------|-------------|-----------|------------|------------|------------|------------|----------|-----------|-----------|-----------|-----------|------------|------------|
| Year                                     | GP        | GS       | Min         | Avg         | FG         | FGA        | Pct         | 3FG       | 3FGA      | Pct         | FT        | FTA       | Pct         | Off       | Def        | Tot        | Avg        | PF         | FO       | Ast       | TO        | Blk       | Stl       | Pts        | Avg        |
| 2016-17                                  | 34        | 0        | 258         | 7.6         | 20         | 51         | .392        | 8         | 27        | .296        | 7         | 12        | .583        | 16        | 34         | 50         | 1.5        | 35         | 0        | 3         | 16        | 14        | 1         | 55         | 1.6        |
| 2017-18                                  | 32        | 4        | 543         | 17.0        | 51         | 112        | .455        | 11        | 46        | .239        | 12        | 26        | .462        | 42        | 56         | 98         | 3.1        | 67         | 3        | 7         | 27        | 43        | 9         | 125        | 3.9        |
| 2018-19                                  | 24        | 5        | 379         | 15.8        | 34         | 69         | .493        | 2         | 10        | .200        | 13        | 28        | .464        | 29        | 32         | 61         | 2.5        | 48         | 1        | 13        | 18        | 30        | 6         | 83         | 3.5        |
| <b>TOTAL</b>                             | <b>90</b> | <b>9</b> | <b>1180</b> | <b>13.1</b> | <b>105</b> | <b>232</b> | <b>.453</b> | <b>21</b> | <b>83</b> | <b>.253</b> | <b>32</b> | <b>66</b> | <b>.485</b> | <b>87</b> | <b>122</b> | <b>209</b> | <b>2.3</b> | <b>150</b> | <b>4</b> | <b>23</b> | <b>61</b> | <b>87</b> | <b>16</b> | <b>263</b> | <b>2.9</b> |

| Brown's SEC Statistics at Vanderbilt |           |          |            |             |           |            |             |           |           |             |           |           |             |           |           |            |            |           |          |           |           |           |          |            |            |
|--------------------------------------|-----------|----------|------------|-------------|-----------|------------|-------------|-----------|-----------|-------------|-----------|-----------|-------------|-----------|-----------|------------|------------|-----------|----------|-----------|-----------|-----------|----------|------------|------------|
| Year                                 | GP        | GS       | Min        | Avg         | FG        | FGA        | Pct         | 3FG       | 3FGA      | Pct         | FT        | FTA       | Pct         | Off       | Def       | Tot        | Avg        | PF        | FO       | Ast       | TO        | Blk       | Stl      | Pts        | Avg        |
| 2016-17                              | 17        | 0        | 118        | 6.9         | 10        | 24         | .417        | 3         | 12        | .250        | 3         | 7         | .429        | 8         | 15        | 23         | 1.4        | 17        | 0        | 2         | 7         | 9         | 0        | 26         | 1.5        |
| 2017-18                              | 18        | 3        | 350        | 19.4        | 28        | 61         | .459        | 8         | 25        | .320        | 7         | 15        | .467        | 27        | 39        | 66         | 3.7        | 42        | 2        | 5         | 20        | 29        | 5        | 71         | 3.9        |
| 2018-19                              | 11        | 3        | 175        | 15.9        | 15        | 34         | .441        | 1         | 6         | .167        | 9         | 17        | .529        | 9         | 15        | 24         | 2.2        | 24        | 1        | 6         | 10        | 10        | 2        | 40         | 3.6        |
| <b>TOTAL</b>                         | <b>46</b> | <b>6</b> | <b>643</b> | <b>14.0</b> | <b>53</b> | <b>119</b> | <b>.445</b> | <b>12</b> | <b>43</b> | <b>.279</b> | <b>19</b> | <b>39</b> | <b>.487</b> | <b>44</b> | <b>69</b> | <b>113</b> | <b>2.5</b> | <b>83</b> | <b>3</b> | <b>13</b> | <b>37</b> | <b>48</b> | <b>7</b> | <b>137</b> | <b>3.0</b> |





**MAXWELL EVANS**

**3**

Sophomore, Guard  
6'2" 192 lbs.  
Houston, Texas  
Bellaire HS

**SEASON HIGHS**

**Points:** 16, vs. Savannah St. (11/27/18)  
**FG Made:** 6, vs. Savannah St. (11/27/18)  
**FG Atts:** 9, vs. Savannah St. (11/27/18)  
**3FG Made:** 2, 3x, last at Georgia (1/9/19)  
**3FG Atts:** 5, at Georgia (1/9/19)  
**FT Made:** 5, 2x, last vs. Tennessee State (12/29/18)  
**FT Atts:** 9, at Kansas St. (12/22/18)  
**Rebounds:** 4, 5x, last at Georgia (1/9/19)  
**Assists:** 4, vs. Tennessee State (12/29/18)  
**Turnovers:** 4, at Kentucky (1/12/19)  
**Blocks:** 1, vs. Savannah St. (11/27/18)  
**Steals:** 2, at Georgia (1/9/19)  
**Minutes:** 27, at Missouri (2/2/19)

**CAREER HIGHS**

**Points:** 16, vs. Savannah St. (11/27/18)  
**FG Made:** 6, 2x, vs. Savannah St. (11/27/18)  
**FG Atts:** 10, vs. Houston Baptist (12/20/17)  
**3FG Made:** 3, vs. Texas A&M (2/24/18)  
**3FG Atts:** 6, vs. Alabama (1/2/18)  
**FT Made:** 8, at Arkansas (2/10/18)  
**FT Atts:** 9, at Arkansas (2/10/18)  
**Rebounds:** 9, at Arkansas (2/10/18)  
**Assists:** 4, vs. Tennessee State (12/29/18)  
**Turnovers:** 4, 2x, last at Kentucky (1/12/19)  
**Blocks:** 1, vs. Savannah St. (11/27/18)  
**Steals:** 2, at Georgia (1/9/19)  
**Minutes:** 29, at Auburn (2/3/18)

**EVANS NOTEBOOK**

- ✪ Made first start of the season at Missouri and played a season-best 27 minutes.
- ✪ Scored a career-high 16 points in season-best 26 minutes against Savannah State; scored 10 points at Georgia.
- ✪ Played season-high 21 minutes against Kent State and scored eight points.
- ✪ Played in 29 games and made 15 starts as a true freshman...Averaged 3.9 points and 1.9 rebounds per game.
- ✪ Tied a career high with 14 points at Ole Miss - all of which came in first half.
- ✪ Scored eight points on 8-9 shooting from the FT line against Razorbacks; also had career-high nine rebounds.
- ✪ Tallied 13 points at Auburn in a career-best 29 minutes.
- ✪ Scored career-high 14 points, all in the second half, against Houston Baptist.
- ✪ 6'2 guard from Bellaire High School in Houston, Texas, was the number 16-ranked prospect in the state of Texas and 247sports.com ranked him as the 11th-ranked combo guard nationally at the end of his junior season.
- ✪ Chose the Commodores over Purdue, Northwestern, and Kansas State.
- ✪ Four-year starter and captain who averaged 32.7 points, 7.1 rebounds, 6.5 assists, 3.2 steals, and 2.0 blocks as a senior at Bellaire, where he played for coach Bruce Glover.
- ✪ Son of Carlis and Sharon...Is a triplet with sisters Megan and Maya, who each play volleyball at Alabama A&M...Also has an older brother Denzel, who is a running back at the University of Kansas...Advice to young people: "Always work hard on what you want to achieve."

**EVANS GAME-BY-GAME (SOPHOMORE)**

| Opponent              | M   | FG-A | 3P-A | FT-A | Reb | PF | A | T | B | S | PTS |
|-----------------------|-----|------|------|------|-----|----|---|---|---|---|-----|
| N6 Winthrop           | 3   | 0-0  | 0-0  | 0-0  | 0   | 0  | 0 | 0 | 0 | 0 | 0   |
| N11 @USC              | 2   | 0-1  | 0-1  | 0-1  | 0   | 0  | 0 | 0 | 0 | 0 | 0   |
| N16 Alcorn State      | 7   | 2-3  | 0-1  | 0-0  | 1   | 1  | 0 | 0 | 0 | 1 | 4   |
| N19 Liberty           | DNP |      |      |      |     |    |   |   |   |   |     |
| N23 Kent State        | 21  | 3-7  | 1-1  | 1-4  | 4   | 0  | 1 | 0 | 0 | 0 | 8   |
| N27 Savannah State    | 26  | 6-9  | 2-4  | 2-2  | 4   | 1  | 3 | 3 | 1 | 0 | 16  |
| D1 vs. N.C. State     | 20  | 4-7  | 1-3  | 1-2  | 3   | 3  | 1 | 2 | 0 | 0 | 10  |
| D5 Middle Tennessee   | 22  | 3-8  | 1-3  | 2-2  | 4   | 2  | 3 | 1 | 0 | 0 | 9   |
| D17 Arizona State     | 17  | 3-5  | 2-3  | 0-0  | 4   | 0  | 3 | 1 | 0 | 0 | 8   |
| D22 @Kansas State     | 24  | 0-3  | 0-1  | 5-9  | 2   | 0  | 2 | 2 | 0 | 0 | 5   |
| D29 Tennessee State   | 19  | 2-5  | 1-3  | 5-6  | 2   | 1  | 4 | 0 | 0 | 1 | 10  |
| D31 UNC Asheville     | 16  | 1-4  | 0--2 | 3-5  | 3   | 0  | 1 | 1 | 0 | 0 | 5   |
| J5 Ole Miss           | 9   | 0-1  | 0-1  | 0-0  | 0   | 0  | 1 | 0 | 0 | 0 | 0   |
| J9 @Georgia           | 25  | 3-7  | 2-5  | 2-2  | 4   | 3  | 1 | 1 | 0 | 2 | 10  |
| J12 @Kentucky         | 15  | 0-1  | 0-0  | 0-0  | 1   | 2  | 2 | 4 | 0 | 1 | 0   |
| J16 South Carolina    | 5   | 0-1  | 0-1  | 0-0  | 0   | 0  | 1 | 1 | 0 | 0 | 0   |
| J19 Mississippi State | 12  | 0-1  | 0-1  | 1-2  | 0   | 0  | 0 | 1 | 0 | 0 | 1   |
| J23 Tennessee         | 3   | 0-0  | 0-0  | 0-0  | 1   | 1  | 1 | 1 | 0 | 0 | 0   |
| J26 @Oklahoma         | 9   | 0-1  | 0-1  | 0-0  | 1   | 0  | 1 | 0 | 0 | 0 | 0   |
| J29 Kentucky          | 9   | 0-1  | 0-1  | 0-0  | 1   | 0  | 0 | 1 | 0 | 0 | 0   |
| F2 @Missouri*         | 27  | 2-6  | 0-2  | 0-0  | 3   | 1  | 2 | 1 | 0 | 0 | 4   |
| F5 @Arkansas          | 17  | 0-2  | 0-1  | 0-0  | 0   | 2  | 2 | 1 | 0 | 0 | 0   |
| F9 Alabama            | 3   | 0-0  | 0-0  | 0-0  | 0   | 0  | 0 | 0 | 0 | 0 | 0   |
| F13 @Florida          | 4   | 1-1  | 0-0  | 1-2  | 0   | 0  | 0 | 1 | 0 | 0 | 3   |
| F16 Auburn            |     |      |      |      |     |    |   |   |   |   |     |
| F19 @Tennessee        |     |      |      |      |     |    |   |   |   |   |     |
| F23 @Alabama          |     |      |      |      |     |    |   |   |   |   |     |
| F27 Florida           |     |      |      |      |     |    |   |   |   |   |     |
| M2 @Texas A&M         |     |      |      |      |     |    |   |   |   |   |     |
| M6 Arkansas           |     |      |      |      |     |    |   |   |   |   |     |
| M9 @LSU               |     |      |      |      |     |    |   |   |   |   |     |

Evans' Overall Statistics at Vanderbilt

| Year         | GP        | GS        | Min        | Avg         | FG        | FGA        | Pct         | 3FG       | 3FGA      | Pct         | FT        | FTA       | Pct         | Off       | Def       | Tot       | Avg        | PF        | FO       | Ast       | TO        | Blk      | Stl       | Pts        | Avg        |
|--------------|-----------|-----------|------------|-------------|-----------|------------|-------------|-----------|-----------|-------------|-----------|-----------|-------------|-----------|-----------|-----------|------------|-----------|----------|-----------|-----------|----------|-----------|------------|------------|
| 2017-18      | 29        | 15        | 378        | 13.0        | 34        | 95         | .358        | 18        | 54        | .333        | 28        | 33        | .848        | 15        | 41        | 56        | 1.9        | 33        | 0        | 14        | 25        | 0        | 9         | 114        | 3.9        |
| 2018-19      | 23        | 1         | 316        | 13.7        | 30        | 74         | .405        | 10        | 35        | .286        | 23        | 37        | .622        | 12        | 26        | 38        | 1.7        | 18        | 0        | 29        | 22        | 1        | 5         | 93         | 4.0        |
| <b>TOTAL</b> | <b>52</b> | <b>16</b> | <b>694</b> | <b>13.3</b> | <b>64</b> | <b>169</b> | <b>.379</b> | <b>28</b> | <b>89</b> | <b>.315</b> | <b>51</b> | <b>70</b> | <b>.729</b> | <b>27</b> | <b>67</b> | <b>94</b> | <b>1.8</b> | <b>51</b> | <b>0</b> | <b>43</b> | <b>47</b> | <b>1</b> | <b>14</b> | <b>207</b> | <b>4.0</b> |

Evans' SEC Statistics at Vanderbilt

| Year         | GP        | GS        | Min        | Avg         | FG        | FGA       | Pct         | 3FG       | 3FGA      | Pct         | FT        | FTA       | Pct         | Off       | Def       | Tot       | Avg        | PF        | FO       | Ast       | TO        | Blk      | Stl      | Pts       | Avg        |
|--------------|-----------|-----------|------------|-------------|-----------|-----------|-------------|-----------|-----------|-------------|-----------|-----------|-------------|-----------|-----------|-----------|------------|-----------|----------|-----------|-----------|----------|----------|-----------|------------|
| 2017-18      | 17        | 12        | 257        | 15.1        | 18        | 52        | .346        | 12        | 32        | .375        | 26        | 30        | .867        | 13        | 28        | 41        | 2.4        | 24        | 0        | 7         | 19        | 0        | 6        | 74        | 4.4        |
| 2018-19      | 11        | 1         | 129        | 11.7        | 6         | 21        | .286        | 2         | 12        | .167        | 4         | 6         | .667        | 0         | 10        | 10        | 0.9        | 9         | 0        | 10        | 12        | 0        | 3        | 18        | 1.6        |
| <b>TOTAL</b> | <b>28</b> | <b>13</b> | <b>386</b> | <b>13.8</b> | <b>24</b> | <b>73</b> | <b>.329</b> | <b>14</b> | <b>44</b> | <b>.318</b> | <b>30</b> | <b>36</b> | <b>.833</b> | <b>13</b> | <b>38</b> | <b>51</b> | <b>1.8</b> | <b>33</b> | <b>0</b> | <b>17</b> | <b>31</b> | <b>0</b> | <b>9</b> | <b>92</b> | <b>3.3</b> |





**DARIUS GARLAND**

**10** Freshman, Guard  
6'2" 175 lbs.  
Nashville, Tenn.  
Brentwood Academy

**SEASON HIGHS**

- Points:** 33, vs. Liberty (11/19/18)
- FG Made:** 12, vs. Liberty (11/19/18)
- FG Atts:** 18, vs. Liberty (11/19/18)
- 3FG Made:** 5, vs. Liberty (11/19/18)
- 3FG Atts:** 8, vs. Liberty (11/19/18)
- FT Made:** 4, 2x, last vs. Liberty (11/19/18)
- FT Atts:** 5, 2x, last vs. Liberty (11/19/18)
- Rebounds:** 7, vs. Alcorn St. (11/16/18)
- Assists:** 4, 3x, last vs. Liberty (11/19/18)
- Turnovers:** 6, at USC (11/11/18)
- Blocks:** 2, vs. Winthrop (11/6/18)
- Steals:** 2, vs. Winthrop (11/6/18)
- Minutes:** 37, vs. Liberty (11/19/18)

**CAREER HIGHS**

- Points:** 33, vs. Liberty (11/19/18)
- FG Made:** 12, vs. Liberty (11/19/18)
- FG Atts:** 18, vs. Liberty (11/19/18)
- 3FG Made:** 5, vs. Liberty (11/19/18)
- 3FG Atts:** 8, vs. Liberty (11/19/18)
- FT Made:** 4, 2x, last vs. Liberty (11/19/18)
- FT Atts:** 5, 2x, last vs. Liberty (11/19/18)
- Rebounds:** 7, vs. Alcorn St. (11/16/18)
- Assists:** 4, 3x, last vs. Liberty (11/19/18)
- Turnovers:** 6, at USC (11/11/18)
- Blocks:** 2, vs. Winthrop (11/6/18)
- Steals:** 2, vs. Winthrop (11/6/18)
- Minutes:** 37, vs. Liberty (11/19/18)

**GARLAND NOTEBOOK**

- ✪ Declared for NBA Draft on Jan. 22.
- ✪ Injured meniscus in left knee vs. Kent State and will miss the remainder of the season.
- ✪ Scored 33 points vs. Liberty, the second-most ever by a Commodore freshman and the second-most by a Vanderbilt player since 1996-97.
- ✪ Named the SEC Freshman of the Week after averaging 21.5 points, 4.0 rebounds, 2.5 assists, 1.0 block, and 1.5 steals in two Commodore victories against Winthrop and USC.
- ✪ Tallied 24 points, four assists, three rebounds, two steals, and two blocks in his collegiate debut vs. Winthrop.
- ✪ Garland, from Nashville, Tenn. and the Brentwood Academy, signed his National Letter of Intent with the Commodores in November in 2017. A consensus five-star recruit by most recruiting services, Garland enters the Vanderbilt program as one of the nation's best incoming point guards.
- ✪ Attended Brentwood Academy and won a TSSAA-record-tying four state championships with the Eagles and became only the second player in state history to claim three consecutive Mr. Basketball awards (Brentwood Academy's Brandon Wright - 2004 to 2006).
- ✪ Averaged 28.6 points per game as a senior and shot 59.7 percent from the field.
- ✪ Named a 2018 McDonald's All-American and a Naismith National Player of the Year semifinalist, becoming only the second Commodore to be named a McDonald's All-American (class of 2018 signee Simi Shittu) and the first named as a Naismith semifinalist. Also a Jordan Brand nominee.
- ✪ Named the Gatorade Tennessee Player of the Year in 2018.
- ✪ Darius Kinnard Garland...January 26, 2000...Son of Winston and Felicia Garland...Has one brother, Desmond Nun nery...Plans to major in Communications and Broadcasting...Advice to young people: "Never be satisfied."

**GARLAND GAME-BY-GAME (FRESHMAN)**

| Opponent              | M   | FG-A  | 3P-A | FT-A | Reb | PF | A | T | B | S | PTS |
|-----------------------|-----|-------|------|------|-----|----|---|---|---|---|-----|
| N6 Winthrop*          | 36  | 9-15  | 3-7  | 3-5  | 3   | 1  | 4 | 2 | 2 | 2 | 24  |
| N11 @USC*             | 36  | 6-14  | 3-5  | 4-4  | 5   | 4  | 1 | 6 | 0 | 1 | 19  |
| N16 Alcorn State*     | 28  | 1-6   | 0-3  | 1-2  | 7   | 0  | 4 | 3 | 0 | 0 | 3   |
| N19 Liberty*          | 37  | 12-18 | 5-8  | 4-5  | 4   | 2  | 4 | 4 | 0 | 1 | 33  |
| N23 Kent State*       | 2   | 1-1   | 0-0  | 0-0  | 0   | 0  | 0 | 0 | 0 | 0 | 2   |
| N27 Savannah State    | DNP |       |      |      |     |    |   |   |   |   |     |
| D1 vs. N.C. State     | DNP |       |      |      |     |    |   |   |   |   |     |
| D5 Middle Tennessee   | DNP |       |      |      |     |    |   |   |   |   |     |
| D17 Arizona State     | DNP |       |      |      |     |    |   |   |   |   |     |
| D22 @Kansas State     | DNP |       |      |      |     |    |   |   |   |   |     |
| D29 Tennessee State   | DNP |       |      |      |     |    |   |   |   |   |     |
| D31 UNC Asheville     | DNP |       |      |      |     |    |   |   |   |   |     |
| J5 Ole Miss           | DNP |       |      |      |     |    |   |   |   |   |     |
| J9 @Georgia           | DNP |       |      |      |     |    |   |   |   |   |     |
| J12 @Kentucky         | DNP |       |      |      |     |    |   |   |   |   |     |
| J16 South Carolina    | DNP |       |      |      |     |    |   |   |   |   |     |
| J19 Mississippi State | DNP |       |      |      |     |    |   |   |   |   |     |
| J23 Tennessee         | DNP |       |      |      |     |    |   |   |   |   |     |
| J26 @Oklahoma         | DNP |       |      |      |     |    |   |   |   |   |     |
| J29 Kentucky          | DNP |       |      |      |     |    |   |   |   |   |     |
| F2 @Missouri          | DNP |       |      |      |     |    |   |   |   |   |     |
| F5 @Arkansas          | DNP |       |      |      |     |    |   |   |   |   |     |
| F9 Alabama            | DNP |       |      |      |     |    |   |   |   |   |     |
| F13 @Florida          | DNP |       |      |      |     |    |   |   |   |   |     |
| F16 Auburn            |     |       |      |      |     |    |   |   |   |   |     |
| F19 @Tennessee        |     |       |      |      |     |    |   |   |   |   |     |
| F23 @Alabama          |     |       |      |      |     |    |   |   |   |   |     |
| F27 Florida           |     |       |      |      |     |    |   |   |   |   |     |
| M2 @Texas A&M         |     |       |      |      |     |    |   |   |   |   |     |
| M6 Arkansas           |     |       |      |      |     |    |   |   |   |   |     |
| M9 @LSU               |     |       |      |      |     |    |   |   |   |   |     |

| Year         | GP       | GS       | Min        | Avg         | FG        | FGA       | Pct         | 3FG       | 3FGA      | Pct         | FT        | FTA       | Pct         | Off      | Def       | Tot       | Avg        | PF       | FO       | Ast       | TO        | Blk      | Stl      | Pts       | Avg         |
|--------------|----------|----------|------------|-------------|-----------|-----------|-------------|-----------|-----------|-------------|-----------|-----------|-------------|----------|-----------|-----------|------------|----------|----------|-----------|-----------|----------|----------|-----------|-------------|
| 2018-19      | 5        | 5        | 139        | 27.8        | 29        | 54        | .537        | 11        | 23        | .478        | 12        | 16        | .750        | 2        | 17        | 19        | 3.8        | 7        | 0        | 13        | 15        | 2        | 4        | 81        | 16.2        |
| <b>TOTAL</b> | <b>5</b> | <b>5</b> | <b>139</b> | <b>27.8</b> | <b>29</b> | <b>54</b> | <b>.537</b> | <b>11</b> | <b>23</b> | <b>.478</b> | <b>12</b> | <b>16</b> | <b>.750</b> | <b>2</b> | <b>17</b> | <b>19</b> | <b>3.8</b> | <b>7</b> | <b>0</b> | <b>13</b> | <b>15</b> | <b>2</b> | <b>4</b> | <b>81</b> | <b>16.2</b> |



**SABEN LEE**

**O**

Sophomore, Guard  
6'2" 183 lbs.  
Phoenix, Ariz.  
Corona Del Sol HS

**SEASON HIGHS**

**Points:** 24, 2x, last vs. Alabama (2/9/19)  
**FG Made:** 9, 2x, last vs. Alabama (2/9/19)  
**FG Atts:** 16, vs. Tennessee (1/23/19)  
**3FG Made:** 3, vs. Tennessee (1/23/19)  
**3FG Atts:** 5, vs. Tennessee (1/23/19)  
**FT Made:** 9, 4x, last vs. S. Carolina (1/17/19)  
**FT Atts:** 14, vs. Liberty (11/19/18)  
**Rebounds:** 6, 2x, last vs. Miss. State (1/19/19)  
**Assists:** 7, 2x, last at Missouri (2/2/19)  
**Turnovers:** 6, 2x, last at Oklahoma (1/26/19)  
**Blocks:** 1, 3x, last vs. S. Carolina (1/17/19)  
**Steals:** 3, 3x, last vs. Alabama (2/9/19)  
**Minutes:** 42, vs. Tennessee (1/23/19)

**CAREER HIGHS**

**Points:** 24, 3x, last vs. Alabama (2/9/19)  
**FG Made:** 9, 3x, last vs. Alabama (2/9/19)  
**FG Atts:** 16, vs. Tennessee (1/23/19)  
**3FG Made:** 3, 3x, last at LSU (2/20/18)  
**3FG Atts:** 6, vs. Austin Peay (11/10/17)  
**FT Made:** 12, vs. Kansas St. (12/3/17)  
**FT Atts:** 17, vs. Kansas St. (12/3/17)  
**Rebounds:** 9, vs. Texas A&M (2/24/18)  
**Assists:** 9, vs. Texas A&M (2/24/18)  
**Turnovers:** 6, 2x, last at Oklahoma (1/26/19)  
**Blocks:** 2, vs. Austin Peay (11/10/17)  
**Steals:** 4, vs. Arizona State (12/17/17)  
**Minutes:** 42, vs. Tennessee (1/23/19)

**LEE NOTEBOOK**

- ⊕ Tied a career high with 24 points against Alabama. Also tied a career high with field goals made and tied a season-best three steals.
- ⊕ Scored in double figures in all but five games this season; tied a career high with 24 points against Alabama.
- ⊕ Ranked in the top 10 in the SEC in assists per game (8th, 3.8), free throw attempts (2nd, 168) and free throws made (2nd, 118).
- ⊕ Attempted 16 free throws vs. S. Carolina, which is the most by a Commodore in SEC play and third-most by a Commodore overall since 1999. His 17 free throws against Kansas State last season at Memorial Gym is second-most in the last 20 years.
- ⊕ Averaging 7.0 free throw attempts per game, which is second all-time on Vanderbilt's single-season list. Clyde Lee averaged 8.1 free throw attempts per game in 1964-65. A.J. Ogilvy, Vanderbilt's all-time total attempts leader with 229 in 2007-08, averaged 6.7 attempts per game.
- ⊕ Played in all 32 games as a freshman and started in 29 games. Tallied double figures in 17 games.
- ⊕ First Commodore with nine assists vs. Texas A&M since Wade Baldwin IV at Miss. State, 2/16/2016. His 96 as sists was a freshman is 6th on Vanderbilt's all-time single-season freshman assist list.
- ⊕ Averaged 11.7 points per game in SEC play; 10th in steals (1.2) in SEC games only.
- ⊕ Scored career-high 24 points at Arizona State.
- ⊕ Tied then-career high with 19 points vs. Kansas State - finished 12-17 from free-throw line. Last Commodore to make 12 free throws in a game was Luke Kornet vs. Belmont on 11/15/2016.
- ⊕ 6'2 guard from Tempe, Ariz., who attended Corona Del Sol High School. Lee chose the Commodores over Louisville, Stanford, Florida State, and Nebraska.
- ⊕ Averaged 22 points, five rebounds, four assists, three blocks, and three steals in his senior season at Corona Del Sol...First-team All-State selection as a junior and senior...Was a four-star prospect and the number 92-ranked player by Scout.com and the number 17 point guard by 247sports.com.
- ⊕ Saben Anthonia Lee...June 23, 1999 ... Son of Anthonia "Amp" Lee and Natalie Williams...Has one brother Aubry...Plans to major in Mechanical Engineering...Advice to young people: "Have fun because at the next level it's all business."

**LEE GAME-BY-GAME (SOPHOMORE)**

| Opponent               | M  | FG-A | 3P-A | FT-A | Reb | PF | A | T | B | S | PTS |
|------------------------|----|------|------|------|-----|----|---|---|---|---|-----|
| N6 Winthrop*           | 30 | 6-8  | 0-1  | 0-0  | 6   | 4  | 5 | 2 | 0 | 0 | 12  |
| N11 @USC*              | 31 | 3-13 | 0-4  | 3-3  | 2   | 3  | 3 | 2 | 1 | 1 | 9   |
| N16 Alcorn State*      | 26 | 3-7  | 1-2  | 3-4  | 2   | 0  | 6 | 3 | 0 | 0 | 10  |
| N19 Liberty*           | 30 | 4-9  | 0-0  | 9-14 | 3   | 1  | 2 | 5 | 0 | 2 | 17  |
| N23 Kent State*        | 29 | 4-10 | 1-4  | 4-8  | 5   | 3  | 5 | 6 | 0 | 1 | 13  |
| N27 Savannah State*    | 20 | 4-6  | 0-1  | 3-5  | 4   | 1  | 4 | 0 | 0 | 3 | 11  |
| D1 vs. N.C. State*     | 32 | 3-7  | 0-0  | 9-13 | 1   | 3  | 3 | 2 | 0 | 0 | 15  |
| D5 Middle Tennessee*   | 28 | 2-9  | 1-3  | 2-2  | 4   | 1  | 3 | 0 | 0 | 2 | 7   |
| D17 Arizona State*     | 29 | 2-3  | 1-2  | 9-12 | 5   | 2  | 3 | 4 | 0 | 0 | 14  |
| D22 @Kansas State*     | 22 | 1-5  | 0-3  | 6-6  | 2   | 1  | 4 | 3 | 1 | 0 | 8   |
| D29 Tennessee State*   | 27 | 8-9  | 0-1  | 7-9  | 4   | 0  | 3 | 2 | 0 | 1 | 23  |
| D31 UNC Asheville*     | 27 | 2-3  | 0-0  | 7-8  | 2   | 3  | 4 | 1 | 0 | 1 | 11  |
| J5 Ole Miss*           | 35 | 3-12 | 0-2  | 3-6  | 5   | 2  | 5 | 2 | 0 | 1 | 9   |
| J9 @Georgia*           | 28 | 4-9  | 1-1  | 3-3  | 2   | 2  | 2 | 2 | 0 | 2 | 12  |
| J12 @Kentucky*         | 31 | 2-6  | 1-2  | 4-6  | 1   | 2  | 2 | 0 | 0 | 1 | 9   |
| J16 South Carolina*    | 37 | 4-7  | 0-0  | 9-16 | 3   | 2  | 3 | 4 | 1 | 1 | 17  |
| J19 Mississippi State* | 38 | 4-9  | 0-0  | 5-8  | 6   | 2  | 3 | 2 | 0 | 0 | 13  |
| J23 Tennessee*         | 42 | 5-16 | 3-5  | 8-13 | 4   | 3  | 7 | 2 | 0 | 0 | 21  |
| J26 @Oklahoma*         | 37 | 9-12 | 2-2  | 4-4  | 8   | 1  | 3 | 6 | 1 | 3 | 24  |
| J29 Kentucky*          | 38 | 4-9  | 1-3  | 6-9  | 4   | 0  | 5 | 3 | 0 | 0 | 15  |
| F2 @Missouri*          | 35 | 4-10 | 0-3  | 7-9  | 1   | 2  | 7 | 4 | 0 | 1 | 15  |
| F5 @Arkansas*          | 23 | 3-3  | 2-2  | 3-4  | 1   | 5  | 4 | 3 | 1 | 0 | 11  |
| F9 Alabama*            | 37 | 9-13 | 2-3  | 4-6  | 5   | 2  | 3 | 2 | 0 | 3 | 24  |
| F13 @Florida*          | 37 | 2-7  | 0-3  | 0-0  | 4   | 3  | 3 | 5 | 0 | 1 | 4   |
| F16 Auburn             |    |      |      |      |     |    |   |   |   |   |     |
| F19 @Tennessee         |    |      |      |      |     |    |   |   |   |   |     |
| F23 @Alabama           |    |      |      |      |     |    |   |   |   |   |     |
| F27 Florida            |    |      |      |      |     |    |   |   |   |   |     |
| M2 @Texas A&M          |    |      |      |      |     |    |   |   |   |   |     |
| M6 Arkansas            |    |      |      |      |     |    |   |   |   |   |     |
| M9 @LSU                |    |      |      |      |     |    |   |   |   |   |     |

Lee's Overall Statistics at Vanderbilt

| Year         | GP        | GS        | Min         | Avg         | FG         | FGA        | Pct         | 3FG       | 3FGA       | Pct         | FT         | FTA        | Pct         | Off       | Def        | Tot        | Avg        | PF         | FO       | Ast        | TO         | Blk      | Stl       | Pts        | Avg         |
|--------------|-----------|-----------|-------------|-------------|------------|------------|-------------|-----------|------------|-------------|------------|------------|-------------|-----------|------------|------------|------------|------------|----------|------------|------------|----------|-----------|------------|-------------|
| 2017-18      | 32        | 29        | 857         | 26.8        | 115        | 249        | .462        | 23        | 75         | .307        | 85         | 117        | .726        | 22        | 73         | 95         | 3.0        | 78         | 2        | 99         | 71         | 5        | 39        | 338        | 10.6        |
| 2018-19      | 24        | 24        | 748         | 31.2        | 95         | 202        | .470        | 16        | 47         | .340        | 118        | 168        | .702        | 11        | 73         | 84         | 3.5        | 48         | 1        | 92         | 65         | 4        | 24        | 324        | 13.5        |
| <b>TOTAL</b> | <b>56</b> | <b>53</b> | <b>1605</b> | <b>28.7</b> | <b>210</b> | <b>451</b> | <b>.466</b> | <b>39</b> | <b>122</b> | <b>.320</b> | <b>203</b> | <b>285</b> | <b>.712</b> | <b>33</b> | <b>146</b> | <b>179</b> | <b>3.2</b> | <b>126</b> | <b>3</b> | <b>191</b> | <b>136</b> | <b>9</b> | <b>63</b> | <b>662</b> | <b>11.8</b> |

Lee's SEC Statistics at Vanderbilt

| Year         | GP        | GS        | Min        | Avg         | FG         | FGA        | Pct         | 3FG       | 3FGA      | Pct         | FT        | FTA        | Pct         | Off       | Def       | Tot       | Avg        | PF        | FO       | Ast       | TO        | Blk      | Stl       | Pts        | Avg         |
|--------------|-----------|-----------|------------|-------------|------------|------------|-------------|-----------|-----------|-------------|-----------|------------|-------------|-----------|-----------|-----------|------------|-----------|----------|-----------|-----------|----------|-----------|------------|-------------|
| 2017-18      | 18        | 18        | 520        | 28.9        | 75         | 148        | .507        | 18        | 46        | .391        | 42        | 56         | .750        | 11        | 47        | 58        | 3.2        | 53        | 2        | 49        | 43        | 1        | 22        | 210        | 11.7        |
| 2018-19      | 11        | 11        | 381        | 34.6        | 44         | 101        | .436        | 10        | 24        | .417        | 52        | 80         | .650        | 4         | 32        | 36        | 3.3        | 25        | 1        | 44        | 29        | 2        | 10        | 150        | 13.6        |
| <b>TOTAL</b> | <b>29</b> | <b>29</b> | <b>901</b> | <b>31.1</b> | <b>119</b> | <b>249</b> | <b>.478</b> | <b>28</b> | <b>70</b> | <b>.400</b> | <b>94</b> | <b>136</b> | <b>.691</b> | <b>15</b> | <b>79</b> | <b>94</b> | <b>3.2</b> | <b>78</b> | <b>3</b> | <b>93</b> | <b>72</b> | <b>3</b> | <b>32</b> | <b>360</b> | <b>12.4</b> |



**MATTHEW MOYER**

**13**

R-Sophomore, Forward  
6'8" 217 lbs.  
Gahanna, Ohio  
Syracuse/Kent Prep

**SEASON HIGHS**

- Points:** 14, vs. Middle Tennessee (12/5/18)
- FG Made:** 4, 2x, last vs. Middle Tennessee (12/5/18)
- FG Atts:** 9, vs. Savannah St. (11/27/18)
- 3FG Made:** 2, 3x, last at Kentucky (1/12/19)
- 3FG Atts:** 5, vs. Savannah St. (11/27/18)
- FT Made:** 4, 2x, last vs. S. Carolina (1/16/19)
- FT Atts:** 5, vs. South Carolina (1/16/19)
- Rebounds:** 8, vs. Alcorn St. (11/16/18)
- Assists:** 5, vs. Savannah St. (11/27/18)
- Turnovers:** 3, 2x, last vs. Miss. St. (1/19/19)
- Blocks:** 2, vs. Miss. St. (1/19/19)
- Steals:** 1, 3x, last at Georgia (1/9/19)
- Minutes:** 24, 2x, last vs. Miss. St. (1/19/19)

**CAREER HIGHS**

- Points:** 18, vs. UConn (12/5/17)
- FG Made:** 7, vs. UConn (12/5/17)
- FG Atts:** 12, vs. Buffalo (12/19/17)
- 3FG Made:** 2, 3x, last at Kentucky (1/12/19)
- 3FG Atts:** 5, vs. Savannah St. (11/27/18)
- FT Made:** 4, 5x, last S. Carolina (1/16/19)
- FT Atts:** 6, vs. N.C. State (2/14/18)
- Rebounds:** 10, at Florida State (1/13/18)
- Assists:** 5, vs. Savannah St. (11/27/18)
- Turnovers:** 3, 2x, last vs. Miss. St. (1/19/19)
- Blocks:** 2, 3x, last vs. Miss. St. (1/19/19)
- Steals:** 3, at Florida State (1/13/18)
- Minutes:** 36, vs. UConn (12/5/17)

**MOYER NOTEBOOK**

- ✪ Played season-high 23 minutes vs. South Carolina; scored eight points and had four rebounds.
- ✪ Scored a Commodore-best 14 points against Middle Tennessee; scored 10 points against Tenn. State.
- ✪ Moyer, a transfer from Syracuse who arrived at Vanderbilt in the summer of 2018, was ruled immediately eligible by the NCAA on November 15. He will have three years of eligibility remaining with the Commodores.
- ✪ Has a total of 13 rebounds in two games as a Commodore.
- ✪ Redshirted first season at Syracuse, then averaged 3.1 points and 3.2 rebounds in 37 games with the Orange.
- ✪ Totaled a career-high 18 points and added eight rebounds versus Connecticut.
- ✪ Posted a career-high 10 rebounds and three steals at Florida State.
- ✪ Matthew Anthony Moyer...June 30, 1997...Son of Fred and Annette Moyer...Has one brother, Desmond Nunnery...Plans to major in Communications...Advice to young people: "Take advantage of your opportunities."

**MOYER GAME-BY-GAME (SOPHOMORE)**

| Opponent              | M   | FG-A | 3P-A | FT-A | Reb | PF | A | T | B | S | PTS |
|-----------------------|-----|------|------|------|-----|----|---|---|---|---|-----|
| N6 Winthrop           | DNP |      |      |      |     |    |   |   |   |   |     |
| N11 @USC              | DNP |      |      |      |     |    |   |   |   |   |     |
| N16 Alcorn State      | 15  | 2-5  | 1-2  | 0-0  | 8   | 2  | 2 | 3 | 0 | 1 | 5   |
| N19 Liberty           | 19  | 2-5  | 1-2  | 0-0  | 5   | 3  | 1 | 0 | 1 | 0 | 5   |
| N23 Kent State        | 14  | 0-1  | 0-1  | 2-2  | 3   | 3  | 1 | 0 | 1 | 0 | 2   |
| N27 Savannah State    | 24  | 4-9  | 2-5  | 0-0  | 6   | 0  | 5 | 2 | 1 | 0 | 10  |
| D1 vs. N.C. State     | 14  | 0-2  | 0-1  | 0-0  | 4   | 1  | 0 | 0 | 1 | 0 | 0   |
| D5 Middle Tennessee*  | 20  | 4-6  | 2-3  | 4-4  | 2   | 2  | 1 | 1 | 1 | 0 | 14  |
| D17 Arizona State*    | 10  | 0-2  | 0-2  | 0-0  | 0   | 1  | 0 | 1 | 0 | 0 | 0   |
| D22 @Kansas State*    | 9   | 0-2  | 0-2  | 0-0  | 1   | 3  | 0 | 0 | 1 | 1 | 0   |
| D29 Tennessee State   | 23  | 3-4  | 1-2  | 3-4  | 4   | 3  | 0 | 1 | 0 | 0 | 10  |
| D31 UNC Asheville     | 10  | 1-2  | 0-0  | 1-2  | 3   | 0  | 1 | 0 | 1 | 0 | 3   |
| J5 Ole Miss           | 8   | 0-0  | 0-0  | 1-2  | 2   | 0  | 1 | 1 | 0 | 0 | 1   |
| J9 @Georgia           | 17  | 2-6  | 0-1  | 1-1  | 1   | 2  | 0 | 1 | 0 | 1 | 5   |
| J12 @Kentucky         | 14  | 2-4  | 2-4  | 1-2  | 1   | 1  | 0 | 1 | 1 | 1 | 7   |
| J16 South Carolina    | 23  | 2-4  | 0-1  | 4-5  | 4   | 4  | 0 | 1 | 0 | 0 | 8   |
| J19 Mississippi State | 24  | 2-3  | 0-1  | 2-2  | 4   | 1  | 0 | 3 | 2 | 0 | 6   |
| J23 Tennessee*        | 14  | 1-2  | 0-1  | 0-0  | 4   | 4  | 0 | 0 | 0 | 1 | 2   |
| J26 @Oklahoma*        | 11  | 0-4  | 0-2  | 0-2  | 3   | 0  | 0 | 0 | 0 | 0 | 0   |
| J29 Kentucky          | 13  | 1-3  | 0-2  | 1-3  | 3   | 1  | 1 | 0 | 0 | 0 | 3   |
| F2 @Missouri          | 1   | 0-1  | 0-1  | 0-0  | 0   | 1  | 0 | 0 | 0 | 0 | 0   |
| F5 @Arkansas          | 10  | 0-2  | 0-0  | 0-0  | 1   | 1  | 0 | 0 | 0 | 0 | 0   |
| F9 Alabama            | 8   | 0-3  | 0-1  | 2-2  | 2   | 0  | 0 | 1 | 0 | 0 | 2   |
| F13 @Florida          | 7   | 0-2  | 0-1  | 0-0  | 1   | 1  | 1 | 1 | 0 | 0 | 0   |
| F16 Auburn            |     |      |      |      |     |    |   |   |   |   |     |
| F19 @Tennessee        |     |      |      |      |     |    |   |   |   |   |     |
| F23 @Alabama          |     |      |      |      |     |    |   |   |   |   |     |
| F27 Florida           |     |      |      |      |     |    |   |   |   |   |     |
| M2 @Texas A&M         |     |      |      |      |     |    |   |   |   |   |     |
| M6 Arkansas           |     |      |      |      |     |    |   |   |   |   |     |
| M9 @LSU               |     |      |      |      |     |    |   |   |   |   |     |

| Moyer's Overall Statistics |           |           |            |             |           |            |             |           |           |             |           |           |             |           |            |            |            |           |          |           |           |           |           |            |            |
|----------------------------|-----------|-----------|------------|-------------|-----------|------------|-------------|-----------|-----------|-------------|-----------|-----------|-------------|-----------|------------|------------|------------|-----------|----------|-----------|-----------|-----------|-----------|------------|------------|
| Year                       | GP        | GS        | Min        | Avg         | FG        | FGA        | Pct         | 3FG       | 3FGA      | Pct         | FT        | FTA       | Pct         | Off       | Def        | Tot        | Avg        | PF        | FO       | Ast       | TO        | Blk       | Stl       | Pts        | Avg        |
| 2017-18*                   | 37        | 20        | 587        | 15.9        | 45        | 85         | .529        | 1         | 9         | .111        | 22        | 41        | .537        | 38        | 82         | 120        | 3.2        | 52        | 1        | 16        | 25        | 11        | 13        | 113        | 3.1        |
| 2018-19                    | 22        | 5         | 308        | 14.0        | 26        | 72         | .361        | 9         | 35        | .257        | 22        | 31        | .710        | 29        | 33         | 62         | 2.8        | 34        | 0        | 14        | 17        | 10        | 5         | 83         | 3.8        |
| <b>TOTAL</b>               | <b>59</b> | <b>25</b> | <b>895</b> | <b>15.2</b> | <b>71</b> | <b>157</b> | <b>.452</b> | <b>10</b> | <b>44</b> | <b>.227</b> | <b>44</b> | <b>72</b> | <b>.611</b> | <b>67</b> | <b>115</b> | <b>182</b> | <b>3.1</b> | <b>86</b> | <b>1</b> | <b>30</b> | <b>42</b> | <b>21</b> | <b>18</b> | <b>196</b> | <b>3.3</b> |

| Moyer's SEC Statistics at Vanderbilt |           |          |            |             |           |           |             |          |           |             |           |           |             |          |           |           |            |           |          |          |          |          |          |           |            |
|--------------------------------------|-----------|----------|------------|-------------|-----------|-----------|-------------|----------|-----------|-------------|-----------|-----------|-------------|----------|-----------|-----------|------------|-----------|----------|----------|----------|----------|----------|-----------|------------|
| Year                                 | GP        | GS       | Min        | Avg         | FG        | FGA       | Pct         | 3FG      | 3FGA      | Pct         | FT        | FTA       | Pct         | Off      | Def       | Tot       | Avg        | PF        | FO       | Ast      | TO       | Blk      | Stl      | Pts       | Avg        |
| 2018-19                              | 11        | 1        | 139        | 12.6        | 10        | 30        | .333        | 2        | 13        | .154        | 12        | 17        | .706        | 7        | 16        | 23        | 2.1        | 16        | 0        | 3        | 9        | 3        | 3        | 34        | 3.1        |
| <b>TOTAL</b>                         | <b>11</b> | <b>1</b> | <b>139</b> | <b>12.6</b> | <b>10</b> | <b>30</b> | <b>.333</b> | <b>2</b> | <b>13</b> | <b>.154</b> | <b>12</b> | <b>17</b> | <b>.706</b> | <b>7</b> | <b>16</b> | <b>23</b> | <b>2.1</b> | <b>16</b> | <b>0</b> | <b>3</b> | <b>9</b> | <b>3</b> | <b>3</b> | <b>34</b> | <b>3.1</b> |



**AARON NESMITH**

**24**

Freshman, Guard/Forward  
6'6" 213 lbs.  
Charleston, S.C.  
Porter Gaud

**SEASON HIGHS**

- Points:** 26, at Florida (2/13/19)
- FG Made:** 9, vs. Tennessee (1/23/19)
- FG Atts:** 15, vs. Tennessee (1/23/19)
- 3FG Made:** 5, vs. South Carolina (1/16/19)
- 3FG Atts:** 10, vs. South Carolina (1/16/19)
- FT Made:** 12, at Florida (2/13/19)
- FT Atts:** 15, at Florida (2/13/19)
- Rebounds:** 13, vs. Savannah St. (11/27/18)
- Assists:** 4, at USC (11/11/18)
- Turnovers:** 4, at Florida (2/13/19)
- Blocks:** 2, 3x, last vs. Tennessee (1/23/19)
- Steals:** 3, 2x, last at Florida (2/13/19)
- Minutes:** 42, vs. Tennessee (1/23/19)

**CAREER HIGHS**

- Points:** 26, at Florida (2/13/19)
- FG Made:** 9, vs. Tennessee (1/23/19)
- FG Atts:** 15, vs. Tennessee (1/23/19)
- 3FG Made:** 5, vs. South Carolina (1/16/19)
- 3FG Atts:** 10, vs. South Carolina (1/16/19)
- FT Made:** 12, at Florida (2/13/19)
- FT Atts:** 15, at Florida (2/13/19)
- Rebounds:** 13, vs. Savannah St. (11/27/18)
- Assists:** 4, at USC (11/11/18)
- Turnovers:** 4, at Florida (2/13/19)
- Blocks:** 2, 3x, last vs. Tennessee (1/23/19)
- Steals:** 3, 2x, last at Florida (2/13/19)
- Minutes:** 42, vs. Tennessee (1/23/19)

**NESMITH NOTEBOOK**

- ✪ Set new career highs in points at Florida (26); also was career-best 12-15 from the free throw line.
- ✪ Scored 24 points and had career highs in field goals made (9) and minutes (42) against Tennessee.
- ✪ Leads Commodores in scoring in SEC games only.
- ✪ Tallied 23 points against South Carolina; also made career-best five threes.
- ✪ Scored team-high 11 points in a then career-best 35 minutes at Kentucky.
- ✪ Made first start of his career at Georgia.
- ✪ Posted 20 points and career-high 13 rebounds in win over Savannah State.
- ✪ Scored 10 points, four rebounds, and four assists in win at USC.
- ✪ Nesmith posted a stellar career at Porter Gaud High School in Charleston, S.C., where he was named the state's Gatorade Player of the Year as a senior while leading his Porter Gaud teams to three straight South Carolina state titles and scoring 2,000 career points.
- ✪ One of the class of 2018's top shooters.
- ✪ Averaged 21 points, 4.5 rebounds and 1.8 assists per game as a senior...Scored 2,067 career points and was named Most Outstanding Player at both the Chick-fil-A Classic, where he made nine three pointers, and the Rotary Roundball holiday tournament.
- ✪ Three-time South Carolina Independent School Association 3A Player of the Year...Three-time honoree as All-Lowcountry player of the year by the Charleston Post and Courier.
- ✪ Aaron Joshua Nesmith...October 16, 1999...Son of Benard and Erine Nesmith...Has one brother, Eddie...Undecided in major...Advice to young people: "Always work hard and give that little extra effort when your peers are not."

**NESMITH GAME-BY-GAME (FRESHMAN)**

| Opponent               | M  | FG-A | 3P-A | FT-A  | Reb | PF | A | T | B | S | PTS |
|------------------------|----|------|------|-------|-----|----|---|---|---|---|-----|
| N6 Winthrop            | 17 | 1-4  | 1-4  | 1-1   | 2   | 2  | 1 | 2 | 0 | 0 | 4   |
| N11 @USC               | 21 | 3-6  | 2-5  | 2-2   | 4   | 2  | 4 | 0 | 0 | 0 | 10  |
| N16 Alcorn State       | 24 | 2-8  | 1-5  | 2-2   | 7   | 3  | 1 | 0 | 1 | 1 | 7   |
| N19 Liberty            | 12 | 0-0  | 0-0  | 2-2   | 4   | 1  | 0 | 1 | 0 | 0 | 2   |
| N23 Kent State         | 23 | 1-5  | 1-3  | 2-3   | 6   | 4  | 2 | 1 | 0 | 1 | 5   |
| N27 Savannah State     | 29 | 7-12 | 2-5  | 4-4   | 13  | 4  | 3 | 3 | 2 | 3 | 20  |
| D1 vs. N.C. State      | 25 | 3-6  | 1-4  | 2-2   | 5   | 4  | 1 | 1 | 1 | 1 | 9   |
| D5 Middle Tennessee    | 26 | 3-4  | 1-2  | 2-2   | 8   | 1  | 2 | 0 | 2 | 1 | 9   |
| D17 Arizona State      | 27 | 5-10 | 3-5  | 0-2   | 5   | 3  | 1 | 0 | 1 | 0 | 13  |
| D22 @Kansas State      | 23 | 0-6  | 0-4  | 0-0   | 5   | 5  | 1 | 2 | 0 | 1 | 0   |
| D29 Tennessee State    | 21 | 3-7  | 1-4  | 2-2   | 5   | 4  | 2 | 0 | 1 | 0 | 9   |
| D31 UNC Asheville      | 27 | 2-5  | 2-5  | 0-1   | 7   | 2  | 3 | 2 | 0 | 0 | 6   |
| J5 Ole Miss            | 18 | 3-9  | 2-5  | 0-0   | 3   | 5  | 1 | 1 | 1 | 1 | 8   |
| J9 @Georgia*           | 29 | 3-10 | 1-6  | 2-4   | 8   | 4  | 0 | 2 | 1 | 2 | 9   |
| J12 @Kentucky*         | 35 | 5-11 | 1-6  | 0-0   | 5   | 3  | 1 | 1 | 0 | 0 | 11  |
| J16 South Carolina*    | 35 | 7-14 | 5-10 | 4-4   | 4   | 3  | 1 | 0 | 0 | 0 | 23  |
| J19 Mississippi State* | 35 | 4-10 | 2-6  | 1-2   | 6   | 3  | 0 | 2 | 0 | 0 | 11  |
| J23 Tennessee*         | 42 | 9-15 | 4-7  | 2-3   | 6   | 3  | 1 | 2 | 2 | 2 | 24  |
| J26 @Oklahoma*         | 27 | 3-6  | 2-3  | 1-2   | 5   | 2  | 0 | 1 | 0 | 1 | 9   |
| J29 Kentucky*          | 38 | 5-9  | 4-6  | 0-0   | 3   | 3  | 3 | 3 | 1 | 0 | 14  |
| F2 @Missouri*          | 35 | 4-9  | 2-7  | 9-10  | 4   | 5  | 0 | 2 | 0 | 0 | 19  |
| F5 @Arkansas*          | 34 | 3-10 | 2-6  | 0-0   | 5   | 4  | 2 | 2 | 0 | 2 | 8   |
| F9 Alabama*            | 32 | 1-6  | 1-5  | 3-4   | 7   | 4  | 3 | 0 | 0 | 0 | 6   |
| F13 @Florida*          | 37 | 6-13 | 2-6  | 12-15 | 9   | 4  | 2 | 4 | 1 | 3 | 26  |
| F16 Auburn             |    |      |      |       |     |    |   |   |   |   |     |
| F19 @Tennessee         |    |      |      |       |     |    |   |   |   |   |     |
| F23 @Alabama           |    |      |      |       |     |    |   |   |   |   |     |
| F27 Florida            |    |      |      |       |     |    |   |   |   |   |     |
| M2 @Texas A&M          |    |      |      |       |     |    |   |   |   |   |     |
| M6 Arkansas            |    |      |      |       |     |    |   |   |   |   |     |
| M9 @LSU                |    |      |      |       |     |    |   |   |   |   |     |

Nesmith's Overall Statistics at Vanderbilt

| Year         | GP        | GS        | Min        | Avg         | FG        | FGA        | Pct         | 3FG       | 3FGA       | Pct         | FT        | FTA       | Pct         | Off       | Def        | Tot        | Avg        | PF        | FO       | Ast       | TO        | Bik       | Stl       | Pts        | Avg         |
|--------------|-----------|-----------|------------|-------------|-----------|------------|-------------|-----------|------------|-------------|-----------|-----------|-------------|-----------|------------|------------|------------|-----------|----------|-----------|-----------|-----------|-----------|------------|-------------|
| 2018-19      | 24        | 11        | 672        | 28.0        | 83        | 195        | .426        | 43        | 119        | .361        | 53        | 67        | .791        | 23        | 113        | 136        | 5.7        | 78        | 3        | 35        | 32        | 14        | 19        | 262        | 10.9        |
| <b>TOTAL</b> | <b>24</b> | <b>11</b> | <b>672</b> | <b>28.0</b> | <b>83</b> | <b>195</b> | <b>.426</b> | <b>43</b> | <b>119</b> | <b>.361</b> | <b>53</b> | <b>67</b> | <b>.791</b> | <b>23</b> | <b>113</b> | <b>136</b> | <b>5.7</b> | <b>78</b> | <b>3</b> | <b>35</b> | <b>32</b> | <b>14</b> | <b>19</b> | <b>262</b> | <b>10.9</b> |

Nesmith's SEC Statistics at Vanderbilt

| Year         | GP        | GS        | Min        | Avg         | FG        | FGA        | Pct         | 3FG       | 3FGA      | Pct         | FT        | FTA       | Pct         | Off       | Def       | Tot       | Avg        | PF        | FO       | Ast       | TO        | Bik      | Stl       | Pts        | Avg         |
|--------------|-----------|-----------|------------|-------------|-----------|------------|-------------|-----------|-----------|-------------|-----------|-----------|-------------|-----------|-----------|-----------|------------|-----------|----------|-----------|-----------|----------|-----------|------------|-------------|
| 2018-19      | 11        | 10        | 370        | 33.6        | 50        | 116        | .431        | 26        | 70        | .371        | 33        | 42        | .786        | 14        | 46        | 60        | 5.5        | 41        | 2        | 14        | 19        | 6        | 10        | 159        | 14.5        |
| <b>TOTAL</b> | <b>11</b> | <b>10</b> | <b>370</b> | <b>33.6</b> | <b>50</b> | <b>116</b> | <b>.431</b> | <b>26</b> | <b>70</b> | <b>.371</b> | <b>33</b> | <b>42</b> | <b>.786</b> | <b>14</b> | <b>46</b> | <b>60</b> | <b>5.5</b> | <b>41</b> | <b>2</b> | <b>14</b> | <b>19</b> | <b>6</b> | <b>10</b> | <b>159</b> | <b>14.5</b> |





**MATT RYAN**

**32** Junior, Forward  
6'8" 209 lbs.  
Cortlandt Manor, N.Y.  
Notre Dame/Iona Prep

**SEASON HIGHS**

**Points:** 19, vs. UNC Asheville (12/31/18)  
**FG Made:** 7, vs. UNC Asheville (12/31/18)  
**FG Atts:** 14, vs. UNC Asheville (12/31/18)  
**3FG Made:** 4, 4x, last vs. Kentucky (1/29/19)  
**3FG Atts:** 11, 2x, last at Florida (2/13/19)  
**FT Made:** 5, vs. Arizona St. (12/17/18)  
**FT Atts:** 6, vs. Arizona St. (12/17/18)  
**Rebounds:** 7, vs. Liberty (11/19/18)  
**Assists:** 4, vs. Alcorn St. (11/16/18)  
**Turnovers:** 4, 2x, last at Florida (2/13/19)  
**Blocks:** 1, 2x, last at Kentucky (1/12/19)  
**Steals:** 2, 2x, last vs. Miss. St. (1/19/19)  
**Minutes:** 31, vs. Kent St. (11/23/18)

**CAREER HIGHS**

**Points:** 23, vs. Chicago State (11/26/16)  
**FG Made:** 8, vs. Chicago State (11/26/16)  
**FG Atts:** 15, vs. Chicago State (11/26/16)  
**3FG Made:** 7, vs. Chicago State (11/26/16)  
**3FG Atts:** 14, vs. Chicago State (11/26/16)  
**FT Made:** 5, vs. Arizona St. (12/17/18)  
**FT Atts:** 6, vs. Arizona St. (12/17/18)  
**Rebounds:** 7, vs. Liberty (11/19/18)  
**Assists:** 4, vs. Alcorn St. (11/16/18)  
**Turnovers:** 4, 2x, last at Florida (2/13/19)  
**Blocks:** 3, vs. Indiana (12/19/15)  
**Steals:** 2, 3x, last vs. Miss. St. (1/19/19)  
**Minutes:** 31, vs. Kent St. (11/23/18)

**RYAN NOTEBOOK**

- ✪ Ranked in the top 10 in the SEC in 3FG attempts (6th, 151), total 3FG made (7th, 53), and 3FG made per game (7th, 2.21).
- ✪ Made four threes in a game for fourth time this season vs. Kentucky.
- ✪ Sat out the 2017-18 season after transferring from Notre Dame, where he played in 72 games and participated in two NCAA tournaments, including an Elite Eight as a freshman in 2015-16.
- ✪ Played in all 36 games as a sophomore at Notre Dame and averaged 3.6 points per game.
- ✪ Came off the bench in the ACC semifinal victory over Florida State to score 11 points on 3-of-4 shooting from three point range.
- ✪ Scored 17 points on 5-of-7 shooting from three-point range, while collecting a season-high five rebounds, in a victory over North Carolina A&T.
- ✪ Hit first five 3FG attempts and eventually finished 7-14 from three-point range with a career-high 23 points vs. Chicago State
- ✪ Born in White Plains, New York... Son of Richard and Laurie Ryan, along with older sister, Mikela and younger brother, Michael... Was a member of National Honor Society, National Latin Honor Society and National Italian Honor Society in high school...Majoring in Economics.

**RYAN GAME-BY-GAME (JUNIOR)**

| Opponent               | M  | FG-A | 3P-A | FT-A | Reb | PF | A | T | B | S | PTS |
|------------------------|----|------|------|------|-----|----|---|---|---|---|-----|
| N6 Winthrop*           | 30 | 5-12 | 4-11 | 2-3  | 2   | 2  | 1 | 0 | 1 | 0 | 16  |
| N11 @USC*              | 26 | 1-6  | 1-4  | 1-2  | 5   | 2  | 2 | 1 | 0 | 0 | 4   |
| N16 Alcorn State*      | 21 | 4-8  | 4-7  | 0-0  | 2   | 2  | 4 | 1 | 0 | 0 | 12  |
| N19 Liberty*           | 28 | 4-9  | 2-5  | 0-0  | 7   | 3  | 0 | 1 | 0 | 0 | 10  |
| N23 Kent State*        | 31 | 3-5  | 2-4  | 0-0  | 5   | 0  | 2 | 0 | 0 | 0 | 8   |
| N27 Savannah State*    | 20 | 3-8  | 3-8  | 2-2  | 3   | 0  | 3 | 3 | 0 | 0 | 11  |
| D1 vs. N.C. State*     | 21 | 3-9  | 1-5  | 2-2  | 5   | 0  | 0 | 3 | 0 | 1 | 9   |
| D5 Middle Tennessee*   | 21 | 3-5  | 2-4  | 1-1  | 0   | 0  | 2 | 1 | 0 | 0 | 9   |
| D17 Arizona State*     | 24 | 2-11 | 2-9  | 5-6  | 1   | 1  | 1 | 0 | 0 | 0 | 11  |
| D22 @Kansas State*     | 29 | 4-8  | 4-7  | 2-3  | 4   | 4  | 0 | 2 | 0 | 0 | 14  |
| D29 Tennessee State*   | 22 | 3-8  | 2-6  | 0-0  | 3   | 2  | 0 | 0 | 0 | 0 | 8   |
| D31 UNC Asheville*     | 30 | 7-14 | 3-9  | 2-2  | 4   | 3  | 2 | 2 | 0 | 0 | 19  |
| J5 Ole Miss*           | 28 | 3-7  | 3-5  | 0-0  | 0   | 2  | 1 | 1 | 0 | 2 | 9   |
| J9 @Georgia*           | 18 | 1-6  | 1-6  | 0-0  | 1   | 3  | 1 | 0 | 0 | 0 | 3   |
| J12 @Kentucky*         | 24 | 1-7  | 1-6  | 0-0  | 1   | 3  | 0 | 0 | 1 | 0 | 3   |
| J16 South Carolina*    | 18 | 2-6  | 2-6  | 0-0  | 0   | 2  | 0 | 1 | 0 | 0 | 6   |
| J19 Mississippi State* | 14 | 1-4  | 1-4  | 0-0  | 1   | 2  | 0 | 0 | 0 | 2 | 3   |
| J23 Tennessee          | 26 | 4-7  | 2-5  | 2-3  | 2   | 2  | 1 | 2 | 0 | 0 | 12  |
| J26 @Oklahoma          | 24 | 3-9  | 1-5  | 0-1  | 5   | 2  | 1 | 0 | 1 | 0 | 7   |
| J29 Kentucky*          | 27 | 4-10 | 4-9  | 0-0  | 3   | 2  | 0 | 4 | 0 | 0 | 12  |
| F2 @Missouri           | 24 | 2-4  | 2-3  | 0-0  | 2   | 3  | 0 | 1 | 0 | 0 | 6   |
| F5 @Arkansas*          | 21 | 1-5  | 1-5  | 3-3  | 2   | 2  | 2 | 1 | 0 | 0 | 6   |
| F9 Alabama*            | 22 | 2-7  | 2-7  | 2-2  | 5   | 2  | 0 | 0 | 0 | 0 | 8   |
| F13 @Florida*          | 29 | 3-11 | 3-11 | 0-0  | 5   | 4  | 1 | 4 | 0 | 0 | 9   |
| F16 Auburn             |    |      |      |      |     |    |   |   |   |   |     |
| F19 @Tennessee         |    |      |      |      |     |    |   |   |   |   |     |
| F23 @Alabama           |    |      |      |      |     |    |   |   |   |   |     |
| F27 Florida            |    |      |      |      |     |    |   |   |   |   |     |
| M2 @Texas A&M          |    |      |      |      |     |    |   |   |   |   |     |
| M6 Arkansas            |    |      |      |      |     |    |   |   |   |   |     |
| M9 @LSU                |    |      |      |      |     |    |   |   |   |   |     |

| Ryan's Overall Statistics |           |           |             |             |            |            |             |            |            |             |           |           |             |           |            |            |            |            |          |           |           |          |           |            |            |
|---------------------------|-----------|-----------|-------------|-------------|------------|------------|-------------|------------|------------|-------------|-----------|-----------|-------------|-----------|------------|------------|------------|------------|----------|-----------|-----------|----------|-----------|------------|------------|
| Year                      | GP        | GS        | Min         | Avg         | FG         | FGA        | Pct         | 3FG        | 3FGA       | Pct         | FT        | FTA       | Pct         | Off       | Def        | Tot        | Avg        | PF         | FO       | Ast       | TO        | Blk      | Stl       | Pts        | Avg        |
| 2015-16*                  | 36        | 4         | 521         | 14.5        | 60         | 144        | .417        | 46         | 123        | .374        | 19        | 24        | .792        | 4         | 56         | 60         | 1.7        | 55         | 0        | 18        | 6         | 3        | 9         | 185        | 5.1        |
| 2016-17*                  | 36        | 0         | 286         | 7.9         | 43         | 99         | .434        | 36         | 83         | .434        | 9         | 10        | .900        | 6         | 26         | 32         | 0.9        | 29         | 0        | 14        | 13        | 1        | 6         | 131        | 3.6        |
| 2018-19                   | 24        | 21        | 579         | 24.1        | 69         | 186        | .371        | 53         | 151        | .351        | 24        | 30        | .800        | 12        | 56         | 68         | 2.8        | 48         | 0        | 24        | 27        | 3        | 5         | 215        | 9.0        |
| <b>TOTAL</b>              | <b>96</b> | <b>25</b> | <b>1386</b> | <b>14.4</b> | <b>172</b> | <b>429</b> | <b>.401</b> | <b>135</b> | <b>357</b> | <b>.378</b> | <b>52</b> | <b>64</b> | <b>.813</b> | <b>22</b> | <b>138</b> | <b>160</b> | <b>1.7</b> | <b>132</b> | <b>0</b> | <b>56</b> | <b>46</b> | <b>7</b> | <b>20</b> | <b>531</b> | <b>5.5</b> |

| Ryan's SEC Statistics at Vanderbilt |           |          |            |             |           |           |             |           |           |             |          |          |             |          |           |           |            |           |          |          |           |          |          |           |            |
|-------------------------------------|-----------|----------|------------|-------------|-----------|-----------|-------------|-----------|-----------|-------------|----------|----------|-------------|----------|-----------|-----------|------------|-----------|----------|----------|-----------|----------|----------|-----------|------------|
| Year                                | GP        | GS       | Min        | Avg         | FG        | FGA       | Pct         | 3FG       | 3FGA      | Pct         | FT       | FTA      | Pct         | Off      | Def       | Tot       | Avg        | PF        | FO       | Ast      | TO        | Blk      | Stl      | Pts       | Avg        |
| 2018-19                             | 11        | 9        | 251        | 22.8        | 24        | 74        | .324        | 22        | 67        | .328        | 7        | 8        | .875        | 3        | 19        | 22        | 2.0        | 27        | 0        | 6        | 14        | 1        | 4        | 77        | 7.0        |
| <b>TOTAL</b>                        | <b>11</b> | <b>9</b> | <b>251</b> | <b>22.8</b> | <b>24</b> | <b>74</b> | <b>.324</b> | <b>22</b> | <b>67</b> | <b>.328</b> | <b>7</b> | <b>8</b> | <b>.875</b> | <b>3</b> | <b>19</b> | <b>22</b> | <b>2.0</b> | <b>27</b> | <b>0</b> | <b>6</b> | <b>14</b> | <b>1</b> | <b>4</b> | <b>77</b> | <b>7.0</b> |



**SIMISOLA SHITTU**

**11**

Freshman, Forward  
6'10" 240 lbs.  
Burlington, Ontario  
Vermont Academy

**SEASON HIGHS**

- Points:** 21, vs. Ole Miss (1/8/19)
- FG Made:** 9, vs. Alcorn St. (11/16/18)
- FG Atts:** 15, 2x, last at Georgia (1/9/19)
- 3FG Made:** 1, vs. Miss. State (1/23/19)
- 3FG Atts:** 3, vs. Middle Tennessee (12/5/18)
- FT Made:** 9, vs. Ole Miss (1/5/19)
- FT Atts:** 15, vs. Ole Miss (1/5/19)
- Rebounds:** 15, at USC (11/11/18)
- Assists:** 5, vs. Savannah St. (11/27/18)
- Turnovers:** 6, at Oklahoma (1/26/19)
- Blocks:** 3, 2x, last vs. N.C. State (12/1/18)
- Steals:** 3, at USC (11/11/18)
- Minutes:** 37, vs. Arizona St. (12/17/18)

**CAREER HIGHS**

- Points:** 21, vs. Ole Miss (1/8/19)
- FG Made:** 9, vs. Alcorn St. (11/16/18)
- FG Atts:** 15, 2x, last at Georgia (1/9/19)
- 3FG Made:** 1, vs. Miss. State (1/23/19)
- 3FG Atts:** 3, vs. Middle Tennessee (12/5/18)
- FT Made:** 9, vs. Ole Miss (1/5/19)
- FT Atts:** 15, vs. Ole Miss (1/5/19)
- Rebounds:** 15, at USC (11/11/18)
- Assists:** 5, vs. Savannah St. (11/27/18)
- Turnovers:** 6, at Oklahoma (1/26/19)
- Blocks:** 3, 2x, last vs. N.C. State (12/1/18)
- Steals:** 3, at USC (11/11/18)
- Minutes:** 37, vs. Arizona St. (12/17/18)

**SHITTU NOTEBOOK**

- ✪ Talled third double-double at Georgia (10 points, 14 rebounds).
- ✪ Scored career-high 21 points against Ole Miss; named the conference's Freshman of the Week after averaging 19 points, nine rebounds and 3.5 assists against UNC Asheville and Ole Miss.
- ✪ SEC's leading freshman rebounder.
- ✪ Scored 21 points in the SEC opener against Ole Miss, and it was the most by a Vanderbilt freshman in an SEC opener since A.J. Ogilvy scored 25 points in an 80-73 win over South Carolina at Memorial Gym on January 9, 2008.
- ✪ Ranked in top 10 in SEC in defensive rebounds per game (8th, 5.21), free throw attempts (6th, 120), rebounds per game (9th, 7.0), and total rebounds (9th, 167).
- ✪ Shittu, from Burlington, Ont. and the Vermont Academy, signed his National Letter of Intent with the Commodores in November in 2017. A consensus five-star forward/center Shittu is considered one of the best frontcourt prospects to enter college basketball this season.
- ✪ Averaged 20 points, 10 rebounds and 3 assists per game on the spring and summer AAU circuit for CIA Bounce.
- ✪ Was named a McDonald's All-American in 2018, Vanderbilt's second honoree in the class of 2018 (point guard Darius Garland).
- ✪ Also a Jordan Brand honoree.
- ✪ Averaged 19.9 points and 12.7 rebounds per game for Vermont Academy in 2016-17.
- ✪ Ranked seventh-best prospect in the class of 2018 and the number-one ranked power forward by Rivals.com.
- ✪ Oluwasimisola Shittu...November 7, 1999...Son of Adesoji and Omena Shittu...Has one brother, Tayo...Undecided in major...Advice to young people: "If you put in the work, everything will take care of itself."

**SHITTU GAME-BY-GAME (FRESHMAN)**

| Opponent               | M  | FG-A | 3P-A | FT-A | Reb | PF | A | T | B | S | PTS |
|------------------------|----|------|------|------|-----|----|---|---|---|---|-----|
| N6 Winthrop*           | 32 | 6-12 | 0-1  | 6-9  | 10  | 3  | 1 | 1 | 2 | 2 | 18  |
| N11 @USC*              | 26 | 5-12 | 0-0  | 4-7  | 15  | 5  | 3 | 3 | 1 | 3 | 14  |
| N16 Alcorn State*      | 25 | 9-11 | 0-0  | 2-3  | 6   | 0  | 0 | 0 | 3 | 0 | 20  |
| N19 Liberty*           | 28 | 3-5  | 0-0  | 2-5  | 8   | 4  | 0 | 2 | 0 | 0 | 8   |
| N23 Kent State*        | 32 | 8-15 | 0-1  | 4-5  | 8   | 3  | 3 | 5 | 0 | 0 | 20  |
| N27 Savannah State*    | 19 | 6-7  | 0-1  | 5-6  | 3   | 2  | 5 | 5 | 0 | 0 | 17  |
| D1 vs. N.C. State*     | 33 | 6-12 | 0-2  | 3-5  | 6   | 3  | 2 | 3 | 3 | 1 | 15  |
| D5 Middle Tennessee*   | 21 | 6-13 | 0-3  | 3-4  | 6   | 3  | 0 | 2 | 0 | 1 | 15  |
| D17 Arizona State*     | 37 | 4-10 | 0-1  | 1-2  | 7   | 3  | 4 | 2 | 0 | 1 | 9   |
| D22 @Kansas State*     | 27 | 3-9  | 0-0  | 4-4  | 7   | 3  | 2 | 1 | 0 | 0 | 10  |
| D29 Tennessee State*   | 27 | 2-9  | 0-1  | 6-7  | 8   | 2  | 1 | 3 | 0 | 0 | 10  |
| D31 UNC Asheville*     | 30 | 5-7  | 0-0  | 7-9  | 9   | 1  | 4 | 4 | 1 | 1 | 17  |
| J5 Ole Miss*           | 33 | 6-9  | 0-0  | 9-15 | 9   | 2  | 3 | 1 | 1 | 1 | 21  |
| J9 @Georgia*           | 28 | 5-15 | 0-0  | 0-2  | 14  | 1  | 3 | 2 | 1 | 1 | 10  |
| J12 @Kentucky*         | 32 | 4-10 | 0-1  | 0-1  | 5   | 2  | 0 | 3 | 1 | 1 | 8   |
| J16 South Carolina*    | 22 | 4-6  | 0-0  | 5-8  | 3   | 4  | 2 | 3 | 0 | 0 | 13  |
| J19 Mississippi State* | 27 | 2-7  | 1-2  | 2-7  | 5   | 0  | 2 | 2 | 0 | 0 | 7   |
| J23 Tennessee*         | 35 | 5-11 | 0-1  | 0-1  | 6   | 4  | 4 | 4 | 0 | 1 | 10  |
| J26 @Oklahoma*         | 23 | 3-9  | 0-3  | 1-1  | 4   | 1  | 1 | 6 | 0 | 0 | 7   |
| J29 Kentucky*          | 29 | 0-5  | 0-1  | 0-2  | 6   | 2  | 1 | 4 | 0 | 0 | 0   |
| F2 @Missouri*          | 18 | 1-2  | 0-0  | 2-4  | 4   | 2  | 1 | 0 | 0 | 1 | 4   |
| F5 @Arkansas*          | 27 | 4-7  | 0-0  | 4-5  | 8   | 3  | 2 | 4 | 1 | 0 | 12  |
| F9 Alabama*            | 32 | 4-10 | 0-0  | 3-6  | 4   | 2  | 2 | 2 | 1 | 2 | 11  |
| F13 @Florida*          | 20 | 2-5  | 0-0  | 1-2  | 6   | 4  | 0 | 2 | 0 | 2 | 5   |
| F16 Auburn             |    |      |      |      |     |    |   |   |   |   |     |
| F19 @Tennessee         |    |      |      |      |     |    |   |   |   |   |     |
| F23 @Alabama           |    |      |      |      |     |    |   |   |   |   |     |
| F27 Florida            |    |      |      |      |     |    |   |   |   |   |     |
| M2 @Texas A&M          |    |      |      |      |     |    |   |   |   |   |     |
| M6 Arkansas            |    |      |      |      |     |    |   |   |   |   |     |
| M9 @LSU                |    |      |      |      |     |    |   |   |   |   |     |

Shittu's Overall Statistics at Vanderbilt

| Year         | GP        | GS        | Min        | Avg         | FG         | FGA        | Pct         | 3FG      | 3FGA      | Pct         | FT        | FTA        | Pct         | Off       | Def        | Tot        | Avg        | PF        | F0       | Ast       | T0        | Blk       | Stl       | Pts        | Avg         |
|--------------|-----------|-----------|------------|-------------|------------|------------|-------------|----------|-----------|-------------|-----------|------------|-------------|-----------|------------|------------|------------|-----------|----------|-----------|-----------|-----------|-----------|------------|-------------|
| 2018-19      | 24        | 24        | 663        | 27.6        | 103        | 218        | .472        | 1        | 18        | .056        | 74        | 120        | .617        | 42        | 125        | 167        | 7.0        | 59        | 1        | 46        | 64        | 14        | 18        | 281        | 11.7        |
| <b>TOTAL</b> | <b>24</b> | <b>24</b> | <b>663</b> | <b>27.6</b> | <b>103</b> | <b>218</b> | <b>.472</b> | <b>1</b> | <b>18</b> | <b>.056</b> | <b>74</b> | <b>120</b> | <b>.617</b> | <b>42</b> | <b>125</b> | <b>167</b> | <b>7.0</b> | <b>59</b> | <b>1</b> | <b>46</b> | <b>64</b> | <b>14</b> | <b>18</b> | <b>281</b> | <b>11.7</b> |

Shittu's SEC Statistics at Vanderbilt

| Year         | GP        | GS        | Min        | Avg         | FG        | FGA       | Pct         | 3FG      | 3FGA     | Pct         | FT        | FTA       | Pct         | Off       | Def       | Tot       | Avg        | PF        | F0       | Ast       | T0        | Blk      | Stl      | Pts        | Avg        |
|--------------|-----------|-----------|------------|-------------|-----------|-----------|-------------|----------|----------|-------------|-----------|-----------|-------------|-----------|-----------|-----------|------------|-----------|----------|-----------|-----------|----------|----------|------------|------------|
| 2018-19      | 11        | 11        | 303        | 27.5        | 37        | 87        | .425        | 1        | 5        | .200        | 26        | 53        | .491        | 21        | 49        | 70        | 6.4        | 26        | 0        | 20        | 27        | 5        | 9        | 101        | 9.2        |
| <b>TOTAL</b> | <b>11</b> | <b>11</b> | <b>303</b> | <b>27.5</b> | <b>37</b> | <b>87</b> | <b>.425</b> | <b>1</b> | <b>5</b> | <b>.200</b> | <b>26</b> | <b>53</b> | <b>.491</b> | <b>21</b> | <b>49</b> | <b>70</b> | <b>6.4</b> | <b>26</b> | <b>0</b> | <b>20</b> | <b>27</b> | <b>5</b> | <b>9</b> | <b>101</b> | <b>9.2</b> |



**JOE TOYE**

**2**

Senior, Guard  
6'7" 210 lbs.  
Chicago, Ill.  
Whitney Young HS

**SEASON HIGHS**

**Points:** 18, 2x, last at Arkansas (2/5/19)  
**FG Made:** 6, 3x, last at Arkansas (2/5/19)  
**FG Atts:** 12, vs. Ole Miss (1/5/19)  
**3FG Made:** 4, 2x, last at Arkansas (2/5/19)  
**3FG Atts:** 8, vs. Tennessee State (12/29/18)  
**FT Made:** 5, 3x, last vs. UNC Asheville (12/31/18)  
**FT Atts:** 6, 3x, last vs. UNC Asheville (12/31/18)  
**Rebounds:** 9, at USC (11/11/18)  
**Assists:** 3, vs. Winthrop (11/6/18)  
**Turnovers:** 4, at Oklahoma (1/26/19)  
**Blocks:** 3, at USC (11/11/18)  
**Steals:** 2, 2x, last vs. UNC Asheville (12/31/18)  
**Minutes:** 33, vs. Ole Miss (1/5/19)

**CAREER HIGHS**

**Points:** 18, 3x, last at Arkansas (2/5/19)  
**FG Made:** 7, at Kentucky (1/30/18)  
**FG Atts:** 18, vs. Arizona State (12/17/17)  
**3FG Made:** 5, vs. Texas A&M (3/9/17)  
**3FG Atts:** 8, 2x, last vs. Tennessee State (12/29/18)  
**FT Made:** 6, 6, 2x, last at Kentucky (2/28/17)  
**FT Atts:** 7, vs. Texas A&M (2/16/17)  
**Rebounds:** 9, at USC (11/11/18)  
**Assists:** 4, 3x, last vs. Miss. State (2/14/18)  
**Turnovers:** 4, 2x, last at Oklahoma (1/26/19)  
**Blocks:** 3, at USC (11/11/18)  
**Steals:** 2, 5x, last vs. UNC Asheville (12/31/18)  
**Minutes:** 38, vs. Florida (3/10/17)

**TOYE NOTEBOOK**

- ✪ Scored in double figures in 10 games this year, including a career-high tying 18 points at Arkansas.
- ✪ Scored career-high 18 points in win over Tennessee State.
- ✪ Played in all 32 games and made nine starts as a junior in 2017-18.
- ✪ Tallied a season-high 16 points on two occasions this season (at Kentucky, vs. Miss. State); tied career-highs with six rebounds and four assists against Miss. State.
- ✪ His dunk against Mississippi State on Feb. 14 was named #1 play on SportsCenter's Top 10.
- ✪ Scored 13 points, including two game-clinching free throws, vs. Florida (2/17).
- ✪ Played in all 35 games and started 13 in 2016-17. Averaged 6.4 points and 2.6 rebounds in 2016-17.
- ✪ Tallied career high 18 points in win over Texas A&M at SEC Tournament.
- ✪ Scored a then career-high 15 points at Kentucky.
- ✪ Played in 30 games in 2015-16 and averaged 3.6 points and 1.2 rebounds per game. Scored in double figures in three games.
- ✪ Tied a career high with 10 points against Tennessee at SEC Tournament. Made a career-high three three's in a career-best 23 minutes of action. Also scored 10 points in First Four game vs. Wichita State.
- ✪ Was ranked as the sixth-best player in the state of Illinois and a four-star prospect by ESPN, and was also ranked as the 113th-best prospect in the nation by Rivals.com.
- ✪ Toye and his twin sister Elizabeth are both Division I basketball players - Elizabeth plays for Florida International.
- ✪ Attended Whitney Young High School in Chicago, where he was named as a First-Team All-City selection.
- ✪ Averaged 18.0 points, 7.0 rebounds, 2.0 assists, 2.0 steals, and 1.5 blocks as a senior.
- ✪ Chose the Commodores over Iowa, Memphis, Creighton, Bradley, UIC, and Missouri.
- ✪ Recipient of the Edie and David Johnson Family Basketball Scholarship.
- ✪ Advice to youngsters: "Don't let negative influences in your life."

**TOYE GAME-BY-GAME (SENIOR)**

| Opponent               | M  | FG-A | 3P-A | FT-A | Reb | PF | A | T | B | S | PTS |
|------------------------|----|------|------|------|-----|----|---|---|---|---|-----|
| N6 Winthrop*           | 29 | 4-7  | 2-5  | 2-2  | 6   | 3  | 3 | 0 | 0 | 0 | 12  |
| N11 @USC*              | 31 | 4-10 | 3-5  | 5-6  | 9   | 0  | 1 | 1 | 3 | 1 | 16  |
| N16 Alcorn State*      | 25 | 4-9  | 1-6  | 5-6  | 4   | 1  | 0 | 1 | 2 | 1 | 14  |
| N19 Liberty*           | 31 | 1-4  | 1-3  | 1-2  | 2   | 1  | 1 | 0 | 0 | 1 | 4   |
| N23 Kent State*        | 31 | 6-11 | 0-4  | 3-5  | 6   | 2  | 1 | 2 | 1 | 0 | 15  |
| N27 Savannah State*    | 13 | 5-6  | 3-3  | 0-0  | 2   | 3  | 1 | 0 | 1 | 1 | 13  |
| D1 vs. N.C. State*     | 26 | 0-6  | 0-4  | 1-2  | 1   | 2  | 0 | 0 | 1 | 0 | 1   |
| D5 Middle Tennessee*   | 22 | 2-3  | 0-0  | 2-2  | 3   | 3  | 0 | 3 | 0 | 1 | 6   |
| D17 Arizona State*     | 23 | 4-8  | 3-4  | 0-0  | 2   | 3  | 0 | 0 | 0 | 2 | 11  |
| D22 @Kansas State*     | 24 | 3-7  | 3-6  | 2-3  | 2   | 3  | 2 | 3 | 0 | 0 | 11  |
| D29 Tennessee State*   | 23 | 6-11 | 4-8  | 2-4  | 3   | 0  | 0 | 1 | 1 | 0 | 18  |
| D31 UNC Asheville*     | 19 | 2-5  | 0-3  | 5-6  | 2   | 4  | 0 | 2 | 0 | 2 | 9   |
| J5 Ole Miss*           | 33 | 4-12 | 1-6  | 3-3  | 7   | 2  | 1 | 0 | 1 | 0 | 12  |
| J9 @Georgia            | 28 | 2-9  | 0-4  | 2-2  | 0   | 3  | 1 | 0 | 0 | 0 | 6   |
| J12 @Kentucky*         | 36 | 3-7  | 2-6  | 1-3  | 6   | 0  | 1 | 0 | 0 | 0 | 9   |
| J16 South Carolina*    | 26 | 0-2  | 0-1  | 0-0  | 2   | 3  | 0 | 2 | 0 | 0 | 0   |
| J19 Mississippi State* | 25 | 3-8  | 1-3  | 0-1  | 1   | 1  | 1 | 1 | 0 | 1 | 7   |
| J23 Tennessee          | 15 | 2-2  | 1-1  | 0-0  | 1   | 1  | 1 | 1 | 0 | 0 | 5   |
| J26 @Oklahoma          | 18 | 0-5  | 0-3  | 0-0  | 2   | 0  | 0 | 4 | 0 | 2 | 0   |
| J29 Kentucky           | 16 | 0-2  | 0-0  | 0-0  | 1   | 3  | 0 | 1 | 0 | 1 | 0   |
| F2 @Missouri           | 23 | 2-4  | 2-4  | 0-0  | 3   | 2  | 0 | 1 | 0 | 0 | 6   |
| F5 @Arkansas           | 28 | 6-11 | 4-6  | 2-4  | 4   | 2  | 0 | 2 | 0 | 1 | 18  |
| F9 Alabama             | 27 | 2-7  | 2-5  | 0-2  | 3   | 3  | 2 | 3 | 1 | 0 | 6   |
| F13 @Florida           | 28 | 1-4  | 0-3  | 0-0  | 4   | 2  | 1 | 2 | 0 | 0 | 2   |
| F16 Auburn             |    |      |      |      |     |    |   |   |   |   |     |
| F19 @Tennessee         |    |      |      |      |     |    |   |   |   |   |     |
| F23 @Alabama           |    |      |      |      |     |    |   |   |   |   |     |
| F27 Florida            |    |      |      |      |     |    |   |   |   |   |     |
| M2 @Texas A&M          |    |      |      |      |     |    |   |   |   |   |     |
| M6 Arkansas            |    |      |      |      |     |    |   |   |   |   |     |
| M9 @LSU                |    |      |      |      |     |    |   |   |   |   |     |

**Toye's Overall Statistics at Vanderbilt**

| Year         | GP         | GS        | Min         | Avg         | FG         | FGA        | Pct         | 3FG       | 3FGA       | Pct         | FT         | FTA        | Pct         | Off       | Def        | Tot        | Avg        | PF         | FO       | Ast       | TO         | Bik       | Stl       | Pts        | Avg        |
|--------------|------------|-----------|-------------|-------------|------------|------------|-------------|-----------|------------|-------------|------------|------------|-------------|-----------|------------|------------|------------|------------|----------|-----------|------------|-----------|-----------|------------|------------|
| 2015-16      | 30         | 0         | 257         | 8.6         | 37         | 74         | .500        | 9         | 21         | .429        | 25         | 39         | .641        | 7         | 30         | 37         | 1.2        | 28         | 0        | 10        | 13         | 2         | 6         | 108        | 3.6        |
| 2016-17      | 35         | 13        | 739         | 21.1        | 70         | 175        | .400        | 31        | 78         | .397        | 53         | 78         | .679        | 21        | 71         | 92         | 2.6        | 70         | 2        | 38        | 44         | 5         | 14        | 224        | 6.4        |
| 2017-18      | 32         | 9         | 602         | 18.8        | 68         | 170        | .400        | 20        | 76         | .263        | 27         | 44         | .614        | 17        | 48         | 65         | 2.0        | 66         | 3        | 26        | 42         | 9         | 9         | 183        | 5.7        |
| 2018-19      | 24         | 16        | 600         | 25.0        | 66         | 160        | .413        | 33        | 93         | .355        | 36         | 53         | .679        | 20        | 55         | 75         | 3.1        | 48         | 0        | 16        | 30         | 8         | 14        | 201        | 8.4        |
| <b>TOTAL</b> | <b>121</b> | <b>38</b> | <b>2198</b> | <b>18.2</b> | <b>241</b> | <b>579</b> | <b>.416</b> | <b>93</b> | <b>268</b> | <b>.347</b> | <b>141</b> | <b>214</b> | <b>.659</b> | <b>65</b> | <b>204</b> | <b>269</b> | <b>2.2</b> | <b>212</b> | <b>5</b> | <b>90</b> | <b>129</b> | <b>24</b> | <b>43</b> | <b>716</b> | <b>5.9</b> |

**Toye's SEC Statistics at Vanderbilt**

| Year         | GP        | GS        | Min         | Avg         | FG         | FGA        | Pct         | 3FG       | 3FGA       | Pct         | FT        | FTA       | Pct         | Off       | Def       | Tot        | Avg        | PF         | FO       | Ast       | TO        | Bik      | Stl       | Pts        | Avg        |
|--------------|-----------|-----------|-------------|-------------|------------|------------|-------------|-----------|------------|-------------|-----------|-----------|-------------|-----------|-----------|------------|------------|------------|----------|-----------|-----------|----------|-----------|------------|------------|
| 2015-16      | 17        | 0         | 100         | 5.9         | 11         | 27         | .407        | 2         | 9          | .222        | 9         | 13        | .692        | 2         | 11        | 13         | 0.8        | 9          | 0        | 3         | 8         | 1        | 3         | 33         | 1.9        |
| 2016-17      | 18        | 9         | 422         | 23.4        | 42         | 102        | .412        | 19        | 46         | .413        | 29        | 45        | .644        | 10        | 41        | 51         | 2.8        | 45         | 2        | 22        | 25        | 2        | 8         | 132        | 7.3        |
| 2017-18      | 18        | 1         | 327         | 18.2        | 39         | 87         | .448        | 13        | 38         | .342        | 14        | 21        | .667        | 8         | 26        | 34         | 1.9        | 46         | 2        | 12        | 17        | 1        | 4         | 105        | 5.8        |
| 2018-19      | 11        | 4         | 285         | 25.9        | 25         | 68         | .368        | 13        | 39         | .333        | 8         | 15        | .533        | 10        | 21        | 31         | 2.8        | 23         | 0        | 7         | 13        | 2        | 3         | 71         | 6.5        |
| <b>TOTAL</b> | <b>64</b> | <b>14</b> | <b>1134</b> | <b>17.7</b> | <b>117</b> | <b>284</b> | <b>.412</b> | <b>47</b> | <b>132</b> | <b>.356</b> | <b>60</b> | <b>94</b> | <b>.638</b> | <b>30</b> | <b>99</b> | <b>129</b> | <b>2.0</b> | <b>123</b> | <b>4</b> | <b>44</b> | <b>63</b> | <b>6</b> | <b>18</b> | <b>341</b> | <b>5.3</b> |



**YANNI WETZELL**

1

Junior, Forward/Center  
6'10" 240 lbs.  
Auckland, N.Z.  
St. Mary's (Texas)

**SEASON HIGHS**

- Points:** 15, vs. Savannah St. (11/27/18)
- FG Made:** 5, vs. Savannah St. (11/27/18)
- FG Atts:** 8, at Oklahoma (1/26/19)
- 3FG Made:** 2, vs. Savannah St. (11/27/18)
- 3FG Atts:** 3, vs. N.C. State (12/1/18)
- FT Made:** 6, vs. UNC Asheville (12/31/18)
- FT Atts:** 7, vs. UNC Asheville (12/31/18)
- Rebounds:** 9, at Kansas St. (12/22/18)
- Assists:** 2, 2x, last vs. Tennessee (1/23/19)
- Turnovers:** 4, vs. Middle Tennessee (12/5/18)
- Blocks:** 2, 4x, last at Arkansas (2/5/19)
- Steals:** 3, vs. Tennessee State (12/29/18)
- Minutes:** 28, vs. Ole Miss (1/5/19)

**CAREER HIGHS**

- Points:** 29, 2x, last vs. Newman (2/23/17)
- FG Made:** 11, 3x, last vs. Panhandle St. (2/25/17)
- FG Atts:** 19, vs. Panhandle St. (2/25/17)
- 3FG Made:** 4, vs. Midwestern St. (11/19/16)
- 3FG Atts:** 4, vs. Midwestern St. (11/19/16)
- FT Made:** 12, vs. Okla. Christian (2/9/17)
- FT Atts:** 13, vs. Okla. Christian (2/9/17)
- Rebounds:** 13, vs. UA-Fort Smith (1/7/16)
- Assists:** 5, vs. Okla. Christian (2/9/17)
- Turnovers:** 9, vs. Rogers St. (1/28/17)
- Blocks:** 3, 2x, last vs. Tex. A&M Int'l (1/14/17)
- Steals:** 3, 3x, last vs. Tennessee State (12/29/18)
- Minutes:** 42, vs. Rogers St. (12/17/16)

**WETZELL NOTEBOOK**

- ✪ Made first start as a Commodore against Tennessee State.
- ✪ Tallied season-high 16 points in win over UNC Asheville.
- ✪ Grabbed a season-best nine rebounds at Kansas State.
- ✪ Scored 12 points and had five rebounds in win over Arizona State.
- ✪ Sat out the 2017-18 season after transferring from St. Mary's (Texas), where he played in 59 games.
- ✪ Named to the All-Heartland Conference Second Team as a sophomore after averaging 15.5 points and 6.8 rebounds per game. Shot 40.9% from three for the season and 42% from three in his two-year career.
- ✪ Played and started in all 30 games for St. Mary's University as a sophomore.
- ✪ Scored a season-high 29-point effort against Newman and a 28-point effort against Panhandle State...Scored 20 or more points in six games as a sophomore and posted six double-doubles.
- ✪ Named Heartland Conference Freshman of the Year in 2015-16.
- ✪ Was a tennis player in high school, and did not begin playing basketball until he was 17.
- ✪ Starred under head coach Carl Stent at Westlake High School in New Zealand, earning the Most Improved Player as a senior. Helped his team to a No. 2 national rank. Also played for the U19 New Zealand National Team, finishing ranked No. 2.

**WETZELL GAME-BY-GAME (JUNIOR)**

| Opponent              | M  | FG-A | 3P-A | FT-A | Reb | PF | A | T | B | S | PTS |
|-----------------------|----|------|------|------|-----|----|---|---|---|---|-----|
| N6 Winthrop           | 4  | 0-0  | 0-0  | 0-0  | 0   | 0  | 0 | 2 | 0 | 0 | 0   |
| N11 @USC              | 7  | 1-1  | 0-0  | 0-2  | 1   | 2  | 0 | 1 | 1 | 1 | 2   |
| N16 Alcorn State      | 10 | 1-3  | 0-0  | 0-0  | 1   | 0  | 0 | 0 | 0 | 0 | 2   |
| N19 Liberty           | 4  | 0-1  | 0-0  | 0-0  | 0   | 0  | 0 | 1 | 0 | 1 | 0   |
| N23 Kent State        | 11 | 1-1  | 0-0  | 0-0  | 2   | 2  | 0 | 1 | 0 | 0 | 2   |
| N27 Savannah State    | 23 | 5-7  | 2-2  | 3-4  | 7   | 1  | 2 | 2 | 1 | 1 | 15  |
| D1 vs. N.C. State     | 13 | 1-5  | 0-3  | 0-2  | 3   | 2  | 0 | 0 | 0 | 0 | 2   |
| D5 Middle Tennessee   | 17 | 1-3  | 1-2  | 2-2  | 3   | 1  | 1 | 4 | 1 | 2 | 5   |
| D17 Arizona State     | 21 | 3-5  | 1-2  | 5-5  | 5   | 3  | 1 | 1 | 2 | 0 | 12  |
| D22 @Kansas State     | 29 | 3-6  | 0-2  | 2-2  | 9   | 3  | 0 | 2 | 0 | 0 | 8   |
| D29 Tennessee State*  | 25 | 1-4  | 0-2  | 2-2  | 0   | 3  | 0 | 1 | 1 | 3 | 4   |
| D31 UNC Asheville*    | 23 | 5-6  | 0-0  | 6-7  | 6   | 2  | 1 | 1 | 2 | 0 | 16  |
| J5 Ole Miss*          | 28 | 3-6  | 0-1  | 1-3  | 3   | 3  | 0 | 2 | 1 | 2 | 7   |
| J9 @Georgia*          | 22 | 3-7  | 1-2  | 1-1  | 5   | 1  | 0 | 1 | 0 | 0 | 8   |
| J12 @Kentucky         | 9  | 0-1  | 0-0  | 0-0  | 0   | 1  | 0 | 1 | 1 | 0 | 0   |
| J16 South Carolina    | 19 | 0-0  | 0-0  | 2-4  | 6   | 5  | 1 | 3 | 0 | 1 | 2   |
| J19 Mississippi State | 13 | 2-5  | 0-2  | 3-4  | 4   | 2  | 0 | 3 | 0 | 0 | 7   |
| J23 Tennessee*        | 25 | 2-5  | 0-1  | 0-0  | 3   | 5  | 2 | 0 | 0 | 0 | 4   |
| J26 @Oklahoma*        | 31 | 1-8  | 0-2  | 2-2  | 4   | 3  | 0 | 3 | 0 | 1 | 4   |
| J29 Kentucky*         | 15 | 2-5  | 0-1  | 1-2  | 0   | 5  | 0 | 1 | 0 | 1 | 5   |
| F2 @Missouri*         | 16 | 2-5  | 1-3  | 0-0  | 3   | 1  | 0 | 1 | 2 | 0 | 5   |
| F5 @Arkansas          | 16 | 2-4  | 0-0  | 1-2  | 2   | 0  | 0 | 0 | 2 | 1 | 5   |
| F9 Alabama            | 17 | 2-3  | 0-0  | 0-0  | 3   | 2  | 0 | 1 | 0 | 1 | 4   |
| F13 @Florida          | 12 | 1-2  | 0-0  | 0-0  | 2   | 3  | 1 | 0 | 0 | 0 | 2   |
| F16 Auburn            |    |      |      |      |     |    |   |   |   |   |     |
| F19 @Tennessee        |    |      |      |      |     |    |   |   |   |   |     |
| F23 @Alabama          |    |      |      |      |     |    |   |   |   |   |     |
| F27 Florida           |    |      |      |      |     |    |   |   |   |   |     |
| M2 @Texas A&M         |    |      |      |      |     |    |   |   |   |   |     |
| M6 Arkansas           |    |      |      |      |     |    |   |   |   |   |     |
| M9 @LSU               |    |      |      |      |     |    |   |   |   |   |     |

Wetzell's Overall Statistics

| Year         | GP        | GS        | Min         | Avg         | FG         | FGA        | Pct         | 3FG       | 3FGA      | Pct         | FT         | FTA        | Pct         | Off        | Def        | Tot        | Avg        | PF         | FO        | Ast       | TO         | Blk       | Stl       | Pts        | Avg         |
|--------------|-----------|-----------|-------------|-------------|------------|------------|-------------|-----------|-----------|-------------|------------|------------|-------------|------------|------------|------------|------------|------------|-----------|-----------|------------|-----------|-----------|------------|-------------|
| 2015-16*     | 29        | 29        | 728         | 25.1        | 140        | 264        | .530        | 3         | 6         | .500        | 55         | 87         | .632        | 65         | 97         | 162        | 5.6        | 99         | 5         | 25        | 84         | 8         | 10        | 338        | 11.7        |
| 2016-17*     | 30        | 30        | 939         | 31.3        | 170        | 339        | .501        | 18        | 44        | .409        | 106        | 159        | .667        | 67         | 137        | 204        | 6.8        | 82         | 3         | 45        | 95         | 18        | 24        | 464        | 15.5        |
| 2018-19      | 24        | 8         | 410         | 17.1        | 42         | 93         | .452        | 6         | 25        | .240        | 31         | 44         | .705        | 19         | 53         | 72         | 3.0        | 50         | 3         | 9         | 32         | 13        | 14        | 121        | 5.0         |
| <b>TOTAL</b> | <b>83</b> | <b>67</b> | <b>2077</b> | <b>25.0</b> | <b>352</b> | <b>696</b> | <b>.506</b> | <b>27</b> | <b>75</b> | <b>.360</b> | <b>192</b> | <b>290</b> | <b>.662</b> | <b>151</b> | <b>287</b> | <b>438</b> | <b>5.3</b> | <b>231</b> | <b>11</b> | <b>79</b> | <b>211</b> | <b>39</b> | <b>48</b> | <b>923</b> | <b>11.1</b> |

Wetzell's SEC Statistics at Vanderbilt

| Year         | GP        | GS       | Min        | Avg         | FG        | FGA       | Pct         | 3FG      | 3FGA      | Pct         | FT       | FTA       | Pct         | Off       | Def       | Tot       | Avg        | PF        | FO       | Ast      | TO        | Blk      | Stl      | Pts       | Avg        |
|--------------|-----------|----------|------------|-------------|-----------|-----------|-------------|----------|-----------|-------------|----------|-----------|-------------|-----------|-----------|-----------|------------|-----------|----------|----------|-----------|----------|----------|-----------|------------|
| 2018-19      | 11        | 5        | 192        | 17.5        | 19        | 43        | .442        | 2        | 10        | .200        | 9        | 16        | .563        | 10        | 21        | 31        | 2.8        | 28        | 3        | 4        | 13        | 6        | 6        | 49        | 4.5        |
| <b>TOTAL</b> | <b>11</b> | <b>5</b> | <b>192</b> | <b>17.5</b> | <b>19</b> | <b>43</b> | <b>.442</b> | <b>2</b> | <b>10</b> | <b>.200</b> | <b>9</b> | <b>16</b> | <b>.563</b> | <b>10</b> | <b>21</b> | <b>31</b> | <b>2.8</b> | <b>28</b> | <b>3</b> | <b>4</b> | <b>13</b> | <b>6</b> | <b>6</b> | <b>49</b> | <b>4.5</b> |