



2019 AUBURN BASEBALL

AUBURN ATHLETICS COMMUNICATIONS: 392 SOUTH DONAHUE DRIVE || AUBURN, AL 36849 || AUBURNTIGERS.COM || @AUBURN_BASEBALL

2019 SCHEDULE

Day	Date	Opponent	Time/Result
FRI.	FEB. 15	GEORGIA SOUTHERN (SECN+)	6:00 pm
SAT.	FEB. 16	GEORGIA SOUTHERN (SECN+)	2:00 pm
SUN.	FEB. 17	GEORGIA SOUTHERN	1:00 pm
TUE.	FEB. 19	ALABAMA A&M (SECN+)	4:00 pm
WED.	FEB. 20	ALABAMA A&M	4:00 pm
Fri.	Feb. 22	at UCF (UCFKnights.TV)	5:00 pm
Sat.	Feb. 23	at UCF (UCFKnights.TV)	5:00 pm
Sun.	Feb. 24	at UCF (UCFKnights.TV)	12:00 pm
FRI.	MAR. 1	CINCINNATI (SECN+)	6:00 pm
SAT.	MAR. 2	CINCINNATI (SECN+)	5:00 pm
SUN.	MAR. 3	CINCINNATI (SECN+)	1:00 pm
TUE.	MAR. 5	UT MARTIN (SECN+)	4:00 pm
WED.	MAR. 6	UT MARTIN (SECN+)	4:00 pm
FRI.	MAR. 8	UTSA (SECN+)	6:00 pm
SAT.	MAR. 9	UTSA (SECN+)	2:00 pm
SUN.	MAR. 10	UTSA (SECN+)	1:00 pm
Tue.	Mar. 12	at South Alabama (JagNation TV)	6:30 pm
FRI.	MAR. 15	TENNESSEE* (SECN+)	6:00 pm
SAT.	MAR. 16	TENNESSEE*(SECN)	6:00 pm
SUN.	MAR. 17	TENNESSEE* (SECN+)	1:00 pm
Tue.	Mar. 19	at UAB (C-USA TV)	6:30 pm
Fri.	Mar. 22	at #15 Mississippi State (SECN+)	6:30 pm
Sat.	Mar. 23	at #15 Mississippi State (SECN+)	2:00 pm
Sun.	Mar. 24	at #15 Mississippi State (SECN+)	1:00 pm
Tue.	Mar. 26	vs. Alabama% (SECN)	6:00 pm
Fri.	Mar. 29	at South Carolina (SECN+)	6:00 pm
Sat.	Mar. 30	at South Carolina (SECN)	12:00 pm
Sun.	Mar. 31	at South Carolina (SECN)	11:00 am
TUE.	APR. 2	GEORGIA TECH (SECN+)	6:00 pm
THU.	APR. 4	#12 ARKANSAS (ESPNU)	6:30 pm
FRI.	APR. 5	#12 ARKANSAS (SECN+)	6:00 pm
SAT.	APR. 6	#12 ARKANSAS (SECN+)	2:00pm
TUE.	APR. 9	JACKSONVILLE STATE (SECN+)	6:00 pm
Fri.	Apr. 12	at Texas A&M (SECN+)	6:30 pm
Sat.	Apr. 13	at Texas A&M (SECN+)	2:00 pm
Sun.	Apr. 14	at Texas A&M (SECN+)	1:00 pm
Tue.	Apr. 16	at Georgia Tech (ACC Extra)	5:00 pm
THU.	APR. 18	#10 OLE MISS (SECN+)	6:00 pm
FRI.	APR. 19	#10 OLE MISS (SECN+)	6:00 pm
SAT.	APR. 20	#10 OLE MISS (SECN+)	1:00 pm
Tue.	Apr. 23	at Jacksonville State (ESPN+)	6:00 pm
Thu.	Apr. 25	at #2 Vanderbilt (ESPNU)	6:30 pm
Fri.	Apr. 26	at #2 Vanderbilt (SECN)	7:00 pm
Sat.	Apr. 27	at #2 Vanderbilt (SECN+)	12:00 pm
FRI.	MAY 3	ALABAMA (SECN+)	6:00 pm
SAT.	MAY 4	ALABAMA (SECN)	7:00 pm
SUN.	MAY 5	ALABAMA (SECN)	3:00 pm
TUE.	MAY 7	UAB (SECN+)	6:00 pm
FRI.	MAY 10	#13 GEORGIA (SECN+)	6:00 pm
SAT.	MAY 11	#13 GEORGIA (SECN+)	2:00 pm
SUN.	MAY 12	#13 GEORGIA (SECN+)	1:00 pm
TUE.	MAY 14	NORTH ALABAMA	6:00 pm
Thu.	May 16	at #1 LSU (SECN+)	6:30 pm
Fri.	May 17	at #1 LSU (SECN+)	7:00 pm
Sat.	May 18	at #1 LSU (SECN+)	2:00 pm

POSTSEASON

Tue.	May 21	SEC Tournament	TBA
Fri.	May 31	NCAA Regionals	TBA
Fri.	Jun. 7	NCAA Super Regionals	TBA
Sat.	Jun. 15	NCAA College World Series	TBA

Home games in **BOLD CAPS**

All home games at Plainsman Park | All times central % - 11th annual MAX Capital City Classic (Montgomery, Ala.)

Rankings reflect USA TODAY Preseason Coaches Poll



GAMES 1-3

AUBURN, ALA. (Samford Stadium-Hitchcock Field at Plainsman Park)



#15 **AUBURN TIGERS** (0-0, 0-0 SEC)

Head Coach: Butch Thompson (Birmingham-Southern, 1992)

Career Record: 142-94 (5th season) | Record at Auburn: 103-82 (4th season)

VS.



GEORGIA SOUTHERN (0-0, 0-0 Sun Belt)

Head Coach: Rodney Hennon (Western Carolina, 1993)

Career Record: 755-501-1 (22nd season) | Record at GSU: 674-463 (20th season)

» QUICK HITTERS

- Auburn is coming off a 43-win season, its first trip to back-to-back NCAA Regionals in 15 years and its second NCAA Super Regional appearance in program history.
- The Tigers are 54-16 (.771) on Opening Day since 1949 and have won eight straight season openers.
- Auburn head coach Butch Thompson begins his fourth season at the helm of the program. He became the fourth coach in program history to record 100 wins in his first three seasons in 2018.
- The Tigers 2019 roster consists of 19 newcomers and 17 returning players, including All-SEC shortstop Will Holland, junior pitcher Davis Daniel and a quartet of Freshman All-Americans in Tanner Burns, Cody Greenhill, Edouard Julien and Steven Williams.
- Daniel, who forwent the 2018 MLB Draft to return to Auburn for his junior season, makes his first Opening Day start Friday night.
- This weekend marks the first series between Auburn and Georgia Southern. The two teams previously met in the 2000 NCAA Tournament and in a 2009 midweek contest with Auburn emerging victorious on both occasions.

PITCHING MATCHUP

AUBURN		GEORGIA SOUTHERN	
FRI	JR RHP Davis Daniel (3-4, 4.86)	vs.	JR RHP Seth Shuman (8-5, 4.41)
SAT	SO RHP Tanner Burns (7-4, 3.01)	vs.	FR LHP Braden Hays High School
SUN	R-JR LHP Kyle Gray* (7-1, 2.73)	vs.	SR RHP Daniel Collins Junior College

GAME INFO

Date: Friday-Sunday, Feb. 15-17, 2019
Game Time: 6 pm CT / 2 pm CT / 1 pm CT
Site: Auburn, Ala./ Plainsman Park (4,096)
TV (Fri-Sat): SEC Network+
Talent: Andy Burcham (pxp), Mark Fuller (color)
Radio: WTGZ-93.9 FM | AuburnTigers.com | Tuneln
Talent (Fri-Sat): Paul Ellen (pxp), Gregg Olson (color)
Talent (Sun): Rod Bramblett (pxp), Paul Ellen (color)
Live Stats: StatBroadcast.com
Twitter Updates: @AuburnBaseball
Postgame Recap: AuburnTigers.com
Series History: Auburn leads, 2-0
Auburn: Auburn leads, 1-0
Statesboro: Never met
Neutral Site: Auburn leads, 1-0
Last Meeting: Auburn won, 8-6, in Auburn (05/12/09)
Streak: W2

AUBURN

0-0, 0-0 SEC

Returning Leaders

Batting Average:	JR IF Will Holland (.313)
Runs:	JR IF Will Holland (61)
2B:	JR IF Will Holland (18)
HR:	SO IF Edouard Julien (17)
RBI:	SO IF Edouard Julien (69)
Stolen Bases:	JR IF Will Holland (9-11)

GEORGIA SOUTHERN 0-0, 0-0 Sun Belt

Head Coach: Rodney Hennon (W. Carolina, 1993)
Career: 755-501-1 (22nd season)
at GSU: 674-463 (20th season)

Returning Leaders

Batting Average:	SO IF Christian Avant (.290)
2B:	JR IF Mason McWhorter (18)
HR:	JR IF Mason McWhorter (11)
RBI:	JR IF Mason McWhorter (42)

POTENTIAL STARTING LINEUP

Pos.	#	Player	AVG	AB	R	H	2B	3B	HR	RBI	SB-SBA	BB
C	6	Matt Scheffler*	.369	160	51	59	12	1	1	22	22-23	13
1B	4	Rankin Woley*	.460	202	58	93	27	1	11	93	1-1	22
2B	9	Ryan Bliss									High School	
3B	10	Edouard Julien	.275	207	47	57	7	0	17	69	7-10	38
SS	17	Will Holland	.313	249	61	78	18	0	12	52	9-11	28
LF	1	Judd Ward	.250	84	9	21	2	1	0	8	0-2	9
CF	16	Kason Howell									High School	
RF	41	Steven Williams	.291	244	54	71	10	1	12	51	1-1	45
DH	24	Conor Davis	.268	164	26	44	9	0	2	34	3-6	25

*Junior College

AUBURN'S RECORD WHEN...

	2019	Under Thompson
Overall	-	103-82
SEC	-	39-51
Non-Conference	-	58-27
Postseason	-	9-8
Home	-	71-35
Away	-	21-39
Neutral	-	11-8
Current streak	-	--
Last 5 games	-	--
Last 10 games	-	--

Situational:

AU scores first	-	72-27
Opp. scores first	-	31-55
AU scores 4+ runs	-	92-33
AU scores 3 runs or less	-	11-49
AU leads after 7 innings	-	85-8
8 innings	-	99-6
AU trails after 7 innings	-	7-62
8 innings	-	2-65
Game tied after 7 innings	-	10-9
8 innings	-	1-8
Extra Innings	-	1-8
1-run games	-	22-25
2-run games	-	10-1
3-run games	-	13-12
Games decided by 5+ runs	-	52-23
vs. LH Starter	-	33-26
vs. RH Starter	-	70-57
More hits than opponent	-	78-14
Fewer hits than opponent	-	16-63
Hits are tied	-	7-6
AU has 10+ hits	-	65-31
Opp. has 10+ hits	-	24-52
Hit a home run	-	67-25
Opp. hits a home run	-	41-49
AU quality start	-	42-17
Opp. quality start	-	9-35
AU commits no errors	-	42-20
Opp. commits no error	-	25-43

By Day:

Sunday	-	15-16
Monday	-	0-2
Tuesday	-	23-11
Wednesday	-	8-2
Thursday	-	4-8
Friday	-	25-17
Saturday	-	27-25
Day Games (first pitch before 6 p.m.)	-	59-45
Night Games (first pitch after 6 p.m.)	-	44-37
Doubleheaders	-	12-8

By Month:

February	-	20-5
March	-	36-20
April	-	26-25
May	-	14-27
June	-	6-4

By Jersey:

White	-	33-15
Blue	-	16-14
Orange	-	22-14
Gray	-	10-25
Pinstripes	-	12-10
Blue/Camo Hat	-	1-1
Cream Throwback	-	8-2

UNIVERSITY INFORMATION

Location	Auburn, Ala.
Enrollment	29,776
Founded	October 1, 1856
Nickname	Tigers
Colors	Burnt Orange and Navy Blue
President	Dr. Steven Leath
Athletics Director	Allen Greene
Conference	Southeastern (SEC West)
Stadium / Capacity	Samford Stadium-Hitchcock Field at Plainsman Park / 4,096
Ticket Office Phone	855-282-2010

BASEBALL COACHING / SUPPORT STAFF

Head Coach	Butch Thompson (Birmingham-Southern, 1992)
Record at Auburn / Seasons	103-82 (.557) / 4th
Career Coaching Record / Seasons	142-94 (.602) / 5th

Assistant Coach	Karl Nonemaker (Vanderbilt, 2002)
Assistant Coach	Gabe Gross (Auburn, 2012)
Volunteer Assistant	Steve Smith (Baylor, 1986)

Athletic Admin.	Randall Dickey (Ouachita Baptist, 1983)
Player Development & Data Analyst	Blake Beck (Troy, 2014)
Athletic Trainer	Anthony Sandersen (South Dakota State, 2004)
Strength & Conditioning	Chris Joyner (Minnesota State - Mankato, 2001)

PROGRAM HISTORY

Modern Era Program Record (since 1949)	1,912-1,315-4 (.592)
College World Series Appearances / Last	4 / 1997
College World Series Record	3-8 (.273)
NCAA Regional Appearances / Last	21 / 2018
NCAA Regional Record	48-45 (.516)
NCAA Super Regional Appearances / Last	2 / 2018
NCAA Super Regional Record	1-4 (.200)
Last Postseason Opponent	Florida / 2018
Result	Gainesville (Fla.) Super Regional Lost, 3-2

POSTSEASON HISTORY

College World Series Appearances: 4 (1967, 1976, 1994, 1997)

Super Regional Appearances: 2 (1999, 2018)

NCAA Regional Appearances: 21 (1963, 1967, 1976, 1978, 1987, 1989, 1993-95, 1997-2003, 2005, 2010, 2015, 2017, 2018)

NCAA Regional Titles: 6 (1967, 1976, 1994, 1997, 1999, 2018)

MEDIA RELATIONS

Baseball Contact: George Nunnelley, Asst. Director - Athletics Comm.
Cell: 502-609-9982
Email: gnunnelley@auburn.edu
Twitter: @gnunnelley
Associate AD: Kirk Sampson

2019 AUBURN BASEBALL ROSTER

No.	Name	Pos.	Cl.	B/T	Ht.	Wt.	Exp.	Hometown (Previous School)
1	Judd Ward	OF	So.	L/R	6-1	195	1L	Russellville, Ala. (Russellville)
2	Everett Lau	IF/OF	Jr.	L/R	5-10	185	JC	Oahu, Hawaii (College of San Mateo)
3	Devin Warner	OF/IF	Fr.	S/R	6-3	205	HS	Cartersville, Ga. (Cartersville)
4	Rankin Woley	IF	Jr.	R/R	6-0	210	JC	Atlanta, Ga. (Chattahoochee Valley)
5	Jarrett Eaton	OF	Fr.	L/R	5-9	162	HS	Mobile, Ala. (St. Paul's Episcopal)
6	Matt Scheffler	C	Jr.	R/R	6-2	190	JC	Kirkland, Wash. (Pierce)
7	Ed Johnson	IF	Fr.	R/R	6-1	175	HS	Trussville, Ala. (Hewitt-Trussville)
8	Bailey Horn	LHP	R-So.	L/L	6-2	212	JC	West, Texas (McLennan)
9	Ryan Bliss	IF	Fr.	R/R	5-9	165	HS	LaGrange, Ga. (Troup)
10	Edouard Julien	IF	So.	L/R	6-1	183	1L	Quebec City, Canada (Cardinal-Roy)
11	Chase Hall	C	R-Jr.	R/R	6-2	215	RS	Roanoke, Ala. (Southern Union)
12	Ryan Hoerter	RHP	So.	R/R	6-6	191	1L	Kenosha, Wisc. (Indian Trail)
13	Davis Daniel	RHP	Jr.	R/R	6-1	190	2L	Montgomery, Ala. (St. James)
14	Elliott Anderson	LHP	Jr.	L/L	6-3	212	2L	Cartersville, Ga. (Cartersville)
16	Kason Howell	OF	Fr.	R/R	6-0	185	HS	Argyle, Texas (Liberty Christian)
17	Will Holland	IF	Jr.	R/R	5-11	185	2L	Lawrenceville, Ga. (Collins Hill)
18	Brooks Fuller	LHP	Fr.	L/L	6-2	215	HS	Auburn Ala. (Auburn)
19	Brody Moore	IF	Fr.	R/R	6-0	185	HS	Oneonta, Ala. (Oneonta)
20	Cody Greenhill	RHP	So.	R/R	6-4	216	1L	Russellville, Ala. (Russellville)
21	Jackson Henderson	IF/OF	Jr.	R/R	6-0	175	JC	Selma, Ala. (Lurleen B. Wallace)
22	Ford Luttrell	RHP	R-Fr.	L/R	6-0	181	RS	Madison, Ala. (Bob Jones)
23	Peyton Glavine	LHP	So.	R/L	5-11	176	1L	Alpharetta, Ga. (Blessed Trinity Catholic)
24	Conor Davis	IF	Jr.	R/R	6-3	227	2L	Roswell, Ga. (Blessed Trinity Catholic)
25	Dawson Sweatt	LHP	Fr.	R/L	6-2	190	HS	Fayetteville, Ga. (Starr's Mill)
26	Troy Bearden	OF/C	Fr.	R/R	6-2	220	HS	Trussville, Ala. (Next Level Baseball Academy)
29	Carson Skipper	LHP	Fr.	L/L	6-3	195	HS	Trussville, Ala. (Hewitt-Trussville)
31	Blake Schilleci	LHP	Sr.	L/L	5-10	198	1L	Birmingham, Ala. (Wallace-Hanceville)
32	Tanner Burns	RHP	So.	R/R	6-0	205	1L	Decatur, Ala. (Decatur)
33	Will Morrison	RHP	Fr.	R/R	6-2	180	HS	Cullman, Ala. (Cullman)
36	Kyle Gray	LHP	R-Jr.	L/L	5-10	205	JC	Austin, Texas (Blinn)
37	Ryan Watson	RHP	Jr.	R/R	6-5	215	2L	Auburn, Ala. (Auburn)
38	Brett Olson	IF	R-Sr.	L/L	6-2	225	1L	Newport Beach, Calif. (Corona Del Mar)
40	Garrett Wade	LHP	Fr.	L/L	6-2	205	HS	Hartselle, Ala. (Hartselle)
41	Steven Williams	OF/C	So.	L/R	6-3	216	1L	Albany, Ga. (Deerfield-Windsor)
43	Richard Fitts	RHP	Fr.	R/R	6-3	185	HS	Helena, Ala. (Helena)
44	Jack Owen	LHP	So.	L/L	6-2	174	1L	Aliso Viejo, Calif. (J Serra)

COACHES & STAFF

30	Butch Thompson	Head Coach	Fourth Year
35	Karl Nonemaker	Assistant Coach	Second Year
39	Gabe Gross	Assistant Coach	Second Year
34	Steve Smith	Volunteer Assistant Coach	Second Year
	Greg Drye	Director of Operations	Fourth Year
	Randall Dickey	Athletic Administrator	Fifth Year
	Anthony Sandersen	Athletic Trainer	Second Year
	Blake Beck	Player Development & Data Analyst	Third Year
	Chris Joyner	Strength & Conditioning	First Year

PRONUNCIATION GUIDE

Ryan HOERTER HOR-ter
 EDOUARD JULIEN ED-whah joo-lee-EN
 Everett LAU Rhymes with 'now'
 Ford LUTTRELL LUH-trull
 Blake SCHILLECI sha-LAY-see
 Rankin WOLEY WOE-lee

30 BUTCH THOMPSON HEAD COACH

THE AUBURN SKIPPER

- Seven College World Series appearances / 16 postseason appearances
- 2013 National Runner-up (Mississippi State)
- 2001 National Champion (Birmingham-Southern)
- 2014 Baseball America/ABCA National Assistant Coach of the Year
- 2006 FCA Coach of the Year
- Coached 14 pitchers who went on to pitch in the Major Leagues
- Recruited and coached 29 pitchers who were drafted out of college that weren't drafted out of high school

Butch Thompson enters his fourth season at the helm of the program in 2019. Thompson, who spent three seasons as an assistant coach and recruiting coordinator at Auburn from 2006-08, returned to the Plains after seven seasons at Mississippi State as both associate head coach and pitching coach.

Butch Thompson was named Auburn's head baseball coach on October 22, 2015 and enters his fourth season with the Tigers in 2019.

Thompson, who spent three seasons as an assistant coach and recruiting coordinator at Auburn from 2006-08, returned to The Plains after seven seasons at Mississippi State as both associate head coach and pitching coach.

Widely regarded as one of the premier pitching coaches in the country, he has seen 14 of his former pitchers make their Major League Baseball debuts, including eight since 2014. Thompson has also turned 29 pitchers who went undrafted out of high school into MLB draft picks.

Thompson had three pitchers drafted in the first 11 rounds in 2014 and five pitchers drafted, including three in the top 10 rounds, in 2013. He added a first-round selection in the 2016 draft, a third-round pick in Keegan Thompson in 2017 and the first No. 1 overall pick in program history in Casey Mize in 2018.

Along with his pitching pedigree, Thompson is also considered one of the top recruiters in the country. Since 2003, he has secured 12 recruiting classes that were ranked in the top 10 by either Baseball America or Perfect Game, including the No. 5 signing class in 2017 and a program record No. 4 class in 2018. His classes signed from 2006-08 at Auburn each ranked in the top 18 nationally, including the No. 5 class in 2008.

A native of Amory, Miss., Thompson has coached 26 Division I All-Americans and 38 all-conference performers. He has made 16 postseason appearances, including seven trips to the College World Series, and guided Birmingham-Southern to a NAIA National Championship in 2001 and was a national runner-up at Mississippi State in 2013.

Thompson was named the 2006 Fellowship of Christian Athletes SEC Coach of the Year while at Auburn and the 2014 Baseball America and American Baseball Coaches Association (ABCA) National Assistant Coach of the Year while at Mississippi State.

Thompson has already made his mark in his first three seasons at Auburn as he became the fourth head coach in program history to notch his 100th win in his third season at the helm. Thompson has guided the Tigers to a 103-82 overall record and has taken the team to back-to-back NCAA regionals for the first time in 15 years. After tying the 2010 team for the most wins (43) in a season since 1999 and advancing to its first super regional since that same season, Auburn's 2018 team finished the year ranked No. 9 by USA TODAY, marking the program's highest ranking to end a season since 1998.

In seven seasons at MSU, Thompson made four NCAA regional trips, two Super Regionals, won the SEC Tournament and advanced to the College World Series finishing as NCAA runner-up in 2013. In three of the last four seasons, the Bulldogs' staff ERA finished no higher than 3.06. Thompson's 2013 pitching staff was one of two nationally to finish in the top 15 in ERA, strikeouts per nine innings and hits allowed per nine innings.

In addition to his experience at Auburn and Mississippi State, Thompson also spent five seasons at Georgia from 2002-05, including a trip to the College World



Series in 2004. While there he guided the development of future Major Leaguers Josh Fields, Mitchell Boggs and Brooks Brown.

Thompson launched his coaching career as pitching coach and top assistant at Huntingdon College (Ala.) in 1993, before returning to his alma mater in Birmingham, where he helped lead the Panthers to back-to-back Southern States Conference championships and in 1995 coached BSC to its first NAIA World Series berth.

Thompson left BSC briefly to serve as head coach at Jefferson State Community College in Birmingham in 1997. While at JSCC, he was honored as the Regional Tournament Coach of the Year, the ABCA Alabama Junior College Coach of the Year and the Southeast Region Coach of the Year after guiding JSCC to a 39-21 mark, the AJCAA Region 22 State Championship and a third-place finish in the NJCAA Division II World Series.

He returned to Birmingham-Southern as top assistant the following season, beginning a four-year run during the most successful span in BSC baseball history. The Panthers won 196 games, four TranSouth Conference Championships and made three-consecutive appearances in the NAIA World Series. BSC's 2001 team posted a school-best 55-11 mark and captured the NAIA National Championship.

In 2002, Thompson joined the SEC baseball coaching fraternity as a pitching coach and recruiting coordinator at Georgia and has been a part of the league for the past 17 seasons.

Thompson currently serves as the large-school representative for the Alabama Baseball Coaches Association and is an All-American committee member representing the South region for the ABCA.

Thompson prepped at Amory (Miss.) High School and later starred as a pitcher at Itawamba (Miss.) Community College from 1989-90. On Oct. 25, 2014, Thompson was inducted into the ICC Athletic Hall of Fame.

He earned a bachelor's degree in history at BSC in 1992 and completed a master's degree in sports administration at UAB in 1996. He is married to the former Robin Ashe of Birmingham, Ala., and they are the parents of three daughters --- Anna, Olivia and Madelyn Gail.

NATIONAL POLLS

NEWS & NOTES

BASEBALL AMERICA

Preseason

1. Vanderbilt*
2. Louisiana State*
3. UCLA
4. Florida
5. North Carolina
6. Florida State
7. Stanford
8. Texas Tech
9. Mississippi State*
10. Oregon State
11. Louisville
12. East Carolina
13. Ole Miss*
14. Clemson
15. Georgia*
16. Baylor
- 17. AUBURN**
18. Arkansas*
19. Texas
20. Michigan
21. Southern Mississippi
22. Duke
23. Coastal Carolina
24. Minnesota
25. UC Irvine

D1 BASEBALL

Preseason

1. Vanderbilt*
2. Louisiana State*
3. Texas Tech
4. Louisville
5. UCLA
6. Florida
7. North Carolina
8. Oregon State
9. Georgia*
10. Ole Miss*
11. East Carolina
12. Stanford
13. Florida State
14. Mississippi State*
15. Baylor
16. Arkansas*
17. Michigan
18. Oklahoma State
19. TCU
20. Wake Forest
21. Coastal Carolina
- 22. AUBURN**
23. Texas
24. Clemson
25. Cal State Fullerton

USA TODAY

Preseason

1. Louisiana State*
2. Vanderbilt*
3. Florida
4. Texas Tech
5. Oregon State
6. North Carolina
7. UCLA
8. Louisville
9. Stanford
10. Ole Miss*
11. Florida State
12. Arkansas*
13. Georgia*
14. East Carolina
15. Mississippi State*
16. Texas
17. TCU
18. Baylor
19. Clemson
- 20. AUBURN**
21. Oklahoma State
22. Coastal Carolina
23. N.C. State
24. Cal State Fullerton
25. Michigan

NCBWA

Preseason

1. Vanderbilt*
2. LSU*
3. Texas Tech
4. UCLA
5. Oregon State
6. Florida
7. North Carolina
8. Stanford
9. Louisville
10. Florida State
11. Ole Miss*
12. Georgia*
13. Mississippi State*
14. East Carolina
15. Arkansas*
16. Baylor
17. Clemson
18. Texas
- 19. AUBURN**
20. Oklahoma State
21. TCU
22. Coastal Carolina
23. Michigan
24. Cal State Fullerton
25. Duke
26. Southern Miss
27. Minnesota
28. Wake Forest
29. UC Irvine
30. N.C. State

PERFECT GAME

Preseason

1. Louisiana State*
2. Oregon State
3. Vanderbilt*
4. UCLA
5. Texas Tech
6. North Carolina
7. Stanford
8. Louisville
9. Florida
10. Ole Miss*
11. East Carolina
12. Baylor
13. Arkansas*
14. Florida State
- 15. AUBURN**
16. TCU
17. Mississippi State*
18. Oklahoma State
19. Michigan
20. UConn
21. N.C. State
22. Georgia*
23. UC Irvine
24. Clemson
25. Coastal Carolina

COLLEGIATE BASEBALL

Preseason

1. Louisiana State*
2. Vanderbilt*
3. UCLA
4. Texas Tech
5. Stanford
6. Florida
7. Oregon State
8. North Carolina
9. Louisville
10. Florida State
11. Ole Miss*
12. Coastal Carolina
13. Georgia*
14. Texas
15. Clemson
16. Oklahoma State
17. Georgia Tech
18. Cal State Fullerton
19. TCU
20. Duke
21. Baylor
22. N.C. State
- 23. AUBURN**
24. Missouri State
25. Arkansas*
26. Arizona
27. Mississippi State*
28. Minnesota
29. Texas A&M*
30. Southern Mississippi

AUBURN IN THE POLLS

BA D1 CB NC PG USA

Pre. 17 22 23 19 15 20

UP NEXT

• Auburn takes on Alabama A&M in a pair of midweek games on Tuesday and Wednesday at 4 p.m. The Tigers are 9-0 all-time against Alabama A&M.

SCOUTING THE EAGLES

- Georgia Southern head coach Rodney Hennon enters his 20th season at the helm for Georgia Southern with a record of 674-463 (.593).
- The Eagles return 25 players from a 2018 squad that went 30-26 overall and 18-11 in Sun Belt play.
- The top six hitters return for Georgia Southern with a combined .261 average, 325 hits, and 149 RBI among them.
- Georgia Southern brings back 20 wins and 326.0 innings from last year's pitching staff that ranked sixth in the Sun Belt Conference in ERA (4.71).
- Junior OF/IF Mason McWhorter looks to build on his sophomore season after leading the Eagles in several offensive categories including runs (42), hits (58), doubles (18), home runs (11), RBI (42), and total bases (111).
- Opening Day starter Seth Shuman was named to the Sun Belt Preseason All-Conference Team after winning eight games on the mound in each of the last two seasons.

PACKING A PUNCH

- Auburn totaled 73 home runs a season ago, marking the most home runs in a season since leading the country with 131 home runs in 2010.
- The Tigers return 41 home runs between the core trio of Edouard Julien (17), Will Holland (12) and Steven Williams (12). The 41 home runs between the three players are the most among any returning trio in the SEC this season.
- Julien, Holland and Williams also drove in a combined 172 runs last season, totaling 16 more RBI than any other returning trio in the SEC this season.

THE GABE GROSS EFFECT

- In its first season under hitting coach Gabe Gross, Auburn set a program record for hit-by-pitches (84) and ranked in the top 10 in program history in a number of additional offensive categories.
 - Home runs: 73; 5th
 - Walks: 309; 5th
 - RBI: 423; 8th
 - Runs: 467; 8th
 - Extra-base hits: 201; 10th
 - Total bases: 977; 10th

SUPER SOPHOMORES

- Auburn returns a quartet of players who earned Freshman All-America and SEC All-Freshman Team honors a season ago in Tanner Burns, Cody Greenhill, Edouard Julien and Steven Williams.
- The four freshmen All-Americans were the most in program history and tied with Vanderbilt for the most in the country last year.
- Burns and Greenhill combined for 13 wins and a 2.72 ERA in 38 trips to the mound. The duo struck out 132 batters in 145.1 innings of work.
- Julien and Williams combined to hit 29 home runs with 121 RBI. Julien broke Frank Thomas' freshman RBI record and led the SEC with 69 RBI.

HE'S BAAACCKKK

- Right-handed pitcher Davis Daniel was selected by the Milwaukee Brewers in the 11th round of the 2018 MLB Draft but elected to return to Auburn for his junior season.
- Friday night's start vs. Georgia Southern marks Daniel's first Opening Day start in an Auburn uniform.
- In his last six relief appearances and 18.1 innings pitched in 2018, Daniel posted a 2.45 ERA and struck out 25 batters.

PRESEASON RECOGNITION

- Tanner Burns and Will Holland have garnered a wealth of preseason recognition, including becoming the first Auburn duo to be named to the Golden Spikes Award preseason watch list in the same season.
- Burns: Preseason First Team All-SEC, Golden Spikes Award preseason watch list, Second Team Preseason All-American by D1 Baseball, Third Team Preseason All-American by Collegiate Baseball.
- Holland: Golden Spikes Award preseason watch list, Second Team Preseason All-American by Perfect Game, Third Team All-American by D1 Baseball and NCBWA.

BACK TO OUR WINNING WAYS

- Auburn has won 80 combined games in the last two seasons, marking the most combined wins since winning 87 combined games from 1999-2000.
- The team's 80 combined wins are tied with Ole Miss for the fifth most in the SEC during the span - trailing Florida (101), Arkansas (93), LSU (91) and Texas A&M (81).

NON-CONFERENCE SUCCESS

- Auburn started the 2018 season 15-0, marking the second-best start in program history, and went 22-4 overall in non-conference play, including 11-1 on the weekend.
- Dating back to the 2017 season, the Tigers are 40-12 in the non-conference and 21-4 against non-conference foes on the weekend.

HOME SWEET HOME

- Auburn went 29-6 in games played at Plainsman Park last season, marking the most home wins in a season since 1997 (30) and the second-most home wins all-time.
- The Tigers are 52-19 at home since 2017.

HITTING THE ROAD

- Auburn travels to Orlando, Fla., to take on UCF in a three-game series from Feb. 22-24.
- The Tigers trip to John Euliano Park will be the team's first true non-conference road trip since playing Arizona in a three-game series in Tucson in 2012.

SEC SLATE

- Eight of Auburn's 10 SEC series are against NCAA Regional teams from a year ago, including four NCAA Super Regional teams and two teams that advanced to the College World Series in Arkansas and Mississippi State.
- The Tigers five road trips in league play are to Mississippi State, South Carolina, Texas A&M, Vanderbilt and LSU. All Five teams made the 2018 NCAA Tournament and three - Mississippi State, South Carolina and Vanderbilt - advanced to a super regional.

WEALTH OF EXPERIENCE

- Despite half of the roster being new, Auburn returns a good chunk of its offensive and pitching production from 2018.
- The team's 43 returning home runs are the most since 2011 (62) and its 214 RBI are the most since 2016 (246).
- The Tigers also bring back 156 appearances, 25 wins, 362.0 innings pitched and 330 strikeouts. Those are the highest totals returning since 2016, 2014, 2014 and 2012, respectively.

THE BULL

- Sophomore right-hander Cody Greenhill returns to the Tigers bullpen after leading the team with a 2.30 ERA in 21 appearances in 2018.
- Greenhill was named to the 2018 NCBWA Stopper of the Year Award watch list after Calvin Coker also received the recognition a season ago.

BIG LEAGUE TIGERS

- In 2018, former Auburn pitcher Trey Wingenter became the 51st player in Auburn history to appear in the Major Leagues. He made his debut for the New York Yankees on July 14. Cooper, who has since been traded to the Miami Marlins, joined Toronto's Josh Donaldson and Los Angeles' Grant Dayton as former Tigers in the big leagues last season. Dayton has also since been traded to the Atlanta Braves.

TIGERS IN THE DRAFT

- Auburn had seven players selected in the 2018 MLB Draft, including the program's first No. 1 overall draft pick in Casey Mize.
- The seven players drafted were the most in a season since 2010 (11) and tied for the second most in program history.
- The Tigers have had multiple players drafted every year since 2006 and at least one player selected for 44 straight years, which is tied for the longest streak in the SEC.

TAKE 'EM TO SCHOOL

- Auburn has 11 players on its team that chose to attend Auburn rather than sign a professional contract, including four freshmen from the 2018 draft in June.

Player	Year	Round	Team
Ryan Bliss	2018	30th	Boston
Tanner Burns	2017	37th	NY (AL)
Davis Daniel	2018	11th	Milwaukee
	2016	34th	Chicago (NL)
Peyton Glavine	2017	37th	LA (AL)
Ryan Hoerter	2017	36th	Pittsburgh
Kason Howell	2018	20th	Boston
Edouard Julien	2017	37th	Philadelphia
Garrett Wade	2018	38th	Tampa Bay
Devin Warner	2018	30th	Arizona
Ryan Watson	2016	39th	LA (NL)
Steven Williams	2017	35th	NY (AL)

PACKED HOUSE

- Entering 2019, the Auburn ticket office has sold a record number of season tickets (2,131). The previous record was recorded in 2018 with 1,991 season tickets sold.

GAMEDAY EXPERIENCE: SAMFORD STADIUM-HITCHCOCK FIELD AT PLAINSMAN PARK

» Auburn's baseball home for the past 68 seasons, Samford Stadium-Hitchcock Field at Plainsman Park seats 4,096, including 3,227 chairback seats. Auburn's baseball field has been called a renaissance of Camden Yard proportions and received a new 24x64 foot video board, sound system and lighting prior to 2017.



THE LAST TIME...

BATTING SUPERLATIVES

5 hits in a game	Anfernee Grier at Kennesaw St. [5-for-6] (4/12/16)
6 hits in a game	Tyler Johnstone vs. Elon [6-for-7, 2B, 3B] (2/25/05)
Reached base 6 times	Edouard Julien vs. Alabama A&M [3-3, 1 BB, 2 HBP] (4/3/18)
4 runs in a game	Will Holland at Alabama (G2 - 4/21/18)
5 runs in a game	Edouard Julien vs. Alabama A&M (4/3/18)
6 runs in a game	never
10-game hitting streak	Brendan Venter, 11 games, (4/27-5/17)
15-game hitting streak	Jonah Todd, 16 games, (4/8-5/7/17)
20-game hitting streak	A. Grier, 22 games, (5/31/15-3/22/16)
25-game hitting streak	Justin Fradejas, 27 games (3/23-5/7/10)
30-game hitting streak	Casey Dunn, 31 games (2/22 [G1]-4/15/97)
3 doubles in a game	Jordan Ebert vs. Southern (2/26/16)
4 doubles in a game	Ken Dempsey vs. Georgia (1971)
2 triples in a game	Jay Gonzalez vs. Alabama State (2/28/12)
3 triples in a game	never
2 home runs in one game	Will Holland vs LSU (5/19/18)
3 home runs in one game	Tony Caldwell at Kentucky (4/9/11)
7 RBI in a game	Steven Williams vs. Longwood (2/17/18)
8 RBI in a game	Justin Bryant at Georgia (3/19/10)
9 RBI in a game	Hunter Morris at Georgia (3/21/10)
10 RBI in a game	Bob Berry vs. Huntington (4/15/82)
Grand slam home run	Edouard Julien vs. #4 Ole Miss (5/23/18)
Inside-the-park home run	Ryan Tella vs. College of Charleston (2/23/13)
HR to begin game	Will Holland at #5 Ole Miss (5/12/18)
Two HR in one inning	Dan Glevenyak at Jacksonville State (8th) (5/7/13)
HR in consecutive at bats	Brendan Venter vs. South Alabama (5/8/18)
HR in three consecutive at bats	Brian Fletcher vs. South Alabama (4/15/09)
HR in consecutive games	Will Holland (5/19-22/18)
HR in three consecutive games	Brendan Venter (5/5-7/18)
HR in three consecutive SEC games	Trent Mummy (4/17-23/10)
HR in four consecutive games	Joseph Sanders (5/10-15/08)
HR in four consecutive SEC games	Mike Bianucci (5/2-9/08)
HR in five consecutive games	Tim Lemons (4/6-10/85)
Walk-off HR	Conor Davis vs. # 6 South Carolina (4/2/17)
Pinch-hit HR	Edouard Julien vs. BYU (G1 - 3/3/18)
Pinch-hit grand slam	Edouard Julien vs. BYU (G1 - 3/3/18)
HR in first at-bat of season	Steven Williams vs. Longwood (2/17/18)
HR in both games of DH	Dylan Ingram at #7 Mississippi St. (4/29/17)
Hit for the cycle	Clete Thomas [3B, 1B, 1B, HR, 2B] vs. Arkansas (4/3/05)
Hit from both sides of plate in same inning	Damon Haecker [5th inn.] vs. Jacksonville St. (3/15/17)
Two hits in same inning	Josh Anthony [HR, 2B] vs. Army (6/2/18)
Stole home	Justin Hargett vs. Davidson (Grn 2) [4th] (3/3/10)
Stole two bases in a game	Jay Estes vs. Texas A&M (5/24/18)
Stole three bases in a game	Anfernee Grier vs. Southern (2/26/16)
Hit by a pitch 2+ times in a game	Edouard Julien vs. Alabama A&M (2) (4/3/18)
Hit by a pitch 3+ times in a game	Dan Glevenyak at Alabama (4) (4/11/14)
Scored 20 or more runs	20 at Alabama (G2 - 4/21/18)
Scored 25 or more runs	25 vs. Longwood (2/17/18)
Scored 30 or more runs	32 vs. Troy (3/2/94)
Scored 5 runs in an Inning	5, vs. N.C. State (8th) (6/3/18)
Scored 6 runs in an Inning	6, at Alabama (6th) (4/20/18)
Scored 7 runs in an Inning	7, vs. #17 Vanderbilt (5th) (5/6/18)
Scored 8 runs in an Inning	8, vs. Texas A&M (8th) (3/17/18)
Scored 9+ runs in an Inning	9, vs. Army (5th) (6/2/18)
Scored 10+ runs in an Inning	11, at Alabama (8th) (G1 - 4/21/18)
Recorded 10+ hits in an Inning	11, vs. Furman (5th) (2/12/00)
Scored in every inning	vs. Coppin State (3/18/14)
Recorded 15 or more hits	17, vs. Army (6/2/18)
Recorded 20 or more hits	20, vs. BYU (G1 - 3/3/18)
Hit 3 or more home runs in an inning	3, vs. Northeastern (6th) (G1 - 3/10/18)
Hit 3 or more home runs in a game	2, vs. Army (6/2/18)
Hit 5 or more home runs in a game	6, vs. Northeastern (G1 - 3/10/18)
Hit 7 or more home runs in a game	7, vs. Mississippi State (5/8/10)
Hit back-to-back home runs	J. Anthony & W. Holland vs. Army (5th) (6/2/18)
Hit back-to-back-to-back home runs	B. Fletcher, H. Morris & K. Patterson vs. Mississippi State (5th) (5/8/10)
Had 5+ doubles	5, vs. N.C. State (6/3/18)
Had 6+ doubles	6, vs. Georgia Tech (3/13/18)
Had 7+ doubles	8, vs. BYU (G1 - 3/3/18)
Had 8+ doubles	8, vs. BYU (G1 - 3/3/18)
Had 9+ doubles	vs. Tennessee (10) (5/15/10)
Stole 5+ bases in a game	6, vs. Alabama A&M (3/2/16)
Stole 6+ bases in a game	6, vs. Alabama A&M (3/2/16)
Stole 7+ bases in a game	7, vs. Presbyterian (5/8/12)
Stole 8+ bases in a game	8, vs. Alcorn State (2/22/12)
Walked 10+ times	13, vs. Alabama A&M (4/3/18)
Did not strike out in a game	vs. Belmont (3/11/12)

PITCHING SUPERLATIVES

INDIVIDUAL	
Nine-inning no-hitter	Casey Mize vs. Northeastern (3/9/18)
Nine-inning no-hitter (combined)	Mike Mueller [2.0], Lee Carter [1.0], Brandon Channell [1.0], Reid Price [1.0], Andrew Skinner [1.0], Arnold Hughey [1.0], Ken Clayton [1.0], Cory Duedeit [0.2], Sean Jones [0.1] vs. UAB (3/19/02)
Seven-inning no-hitter	Jason Johnson vs. LaGrange College (4/30/91)
Nine-inning perfect game	Eric Brandon vs. Murray State (3/2/02)
Seven-inning perfect game	Jason Johnson vs. LaGrange College (4/30/91)
Nine-inning one-hitter (individual)	Keegan Thompson vs. Presbyterian (3/1/14)
Nine-inning one-hitter (combined)	Justin Camp [6.2], Terrance Dedrick [1.1], Jay Wade [0.2], Rocky McCord [0.1], at Kennesaw St. (3/11/14)
Five-inning one-hitter	Kevin Davis [3.2], Jacob Milliman [1.1], vs. Radford (2/22/15)
Nine-inning two-hitter	Justin Camp [9.0] vs. Tennessee (4/15/16)
Complete game	Casey Mize vs. #17 Vanderbilt (5/4/18)
Complete game shutout	Casey Mize vs. Northeastern (3/9/18)
Consecutive complete games	K. Thompson vs. Arkansas & LSU (4/4 & 4/11/15)
Struck out 8 batters	8 by Casey Mize at Alabama (4/20/18)
Struck out 9 batters	9 by Andrew Mitchell vs. #4 Ole Miss (5/25/18)
Struck out 10 batters	10 by Casey Mize at #1 Florida (4/26/18)
Struck out 11 batters	11 by Casey Mize vs. Army (6/2/18)
Struck out 12 batters	12 by Casey Mize at Kentucky (3/23/18)
Struck out 13 batters	13 by Casey Mize vs. Texas A&M (3/16/18)
Struck out 15 batters	15 by Casey Mize vs. #17 Vanderbilt (5/4/18)
TEAM	
Struck out 15 batters	Casey Mize vs. #17 Vanderbilt (5/4/18)
Struck out 16 batters	Casey Mize [12], Cole Lipscomb [4] vs. Holy Cross (2/25/17)
Struck out 15 batters consecutive games	vs. Ga State, at Missouri (4/5-7/16)
Shut out an opponent	14-0 vs. #17 Vanderbilt (5/4/18)
Consecutive shutouts	8-0 vs. PC and 4-0 vs. UAB (3/12-14/17)
Shut out an SEC opponent	14-0 vs. #17 Vanderbilt (5/4/18)
Shut out an SEC opponent on the road	5-0 at Alabama (G1 - 4/21/18)
Consecutive SEC shutouts	5-0 and 4-0 at Miss. State (3/27-28/15)
Consecutive SEC shutouts on the road	5-0 and 4-0 at Miss. State (3/27-28/15)
Was shut out	7-0 vs. #4 Ole Miss (5/25/18)
Was held to one hit	vs. #24 Missouri (4/1/18)
Was no hit	vs. #13 Arkansas (5/25/17)
FIELDING SUPERLATIVES	
2 errors in a game	Josh Anthony vs. Texas A&M (3/17/18)
3 errors in a game	Luke Jarvis vs. Presbyterian (3/11/17)
4 errors in a game	Brett Burnham at Alabama (4/5/00)
3 double plays turned in a game	vs. Alabama A&M (4/3/18)
4 double plays turned in a game	vs. Georgia Tech (4/4/17)
5 double plays turned in a game	never
Triple play (Auburn)	vs. Memphis (5/22/78)
Triple play (Opponent)	at Florida [4th] (3/15/08)
Threw a runner out at HP to end game	Will Holland vs. Presbyterian (3/12/17)
MISC. SUPERLATIVES	
Won 10 or more consecutive games	15 (2/16-3/10/18 [G1])
Won 12 or more consecutive games	15 (2/16-3/10/18 [G1])
Won 15 or more consecutive games	15 (2/16-3/10/18 [G1])
Won 8 or more consecutive SEC games	9 (4/1-21/95)
Lost 5 or more consecutive games	7 (5/6-5/13/17)
Home winning streak	21 (1964-66)
Road winning streak	14 (1967/1995)
Season-opening winning streak	17 (2/7-3/5/97)
Extra-innings victory	4-3, 11 innings vs. Kentucky (5/22/18)
Extra-innings loss	8-7, 10 innings at #16 Florida State (6/4/17)
Swept a 3-game series	vs. #17 Vanderbilt (5/4-6/18)
Swept a road series	at Alabama (4/20-21/18)
Swept a road SEC series	at Alabama (4/20-21/18)
Swept a SEC series	vs. #17 Vanderbilt (5/4-6/18)
Swept a 4-game series	Maine (2/15-17/13)
Swept a double header	at Alabama (4/21/18)
Allowed 3 runs or fewer in a series	1 vs. Longwood (2/16-18/18)
Allowed 3 runs or fewer in a SEC series	3 vs. Miss. State (3/27-29/15)
Allowed 4 runs or fewer in a series	1 vs. Longwood (2/16-18/18)
Allowed 4 runs or fewer in a SEC series	4 vs. Georgia (4/23-25/15)
Allowed 3 runs or fewer in a road series	3 vs. Miss. State (3/27-29/15)
Allowed 3 runs or fewer in a SEC road series	3 vs. Miss. State (3/27-29/15)
Overcome a deficit of 7+ runs	7 runs, [7-0, 12-8] vs. Florida A&M (2/22/17)
Won a 1-0 game	vs. Mercer (5/30/15) [NCAA Regional]
Lost a 1-0 game	vs. Ohio State (2/15/14)
Walk-off win	vs. #1 Florida (9 inn.) (6/10/18)
Walk-off loss	at #1 Florida (11 inn.) (6/11/18)

HITTER PROFILES

9 • RYAN BLISS IF

5-9 • 165 • FR • LaGrange, Ga. • Troup County

- Ranked No. 16 on D1 Baseball's Top 100 Impact Freshmen list and No. 40 among freshmen by Perfect Game
- Rated by Perfect Game as the No. 96 player in the country in the 2018 signing class
- Drafted in the 30th rd of the 2018 MLB Draft by Boston

CAREER STATISTICS

YEAR	AVG	GP-GS	AB	R	H	2B	3B	HR	RBI	SB-A
2019	--	--	--	--	--	--	--	--	--	--

SEASON HIGHS
At Bats: --
Runs: --
Hits: --
Doubles: --
HR: --
RBI: --

24 • CONOR DAVIS IF

6-3 • 227 • JR • Roswell, Ga. • Blessed Trinity

CAREER STATISTICS

YEAR	AVG	GP-GS	AB	R	H	2B	3B	HR	RBI	SB-A
2017	.282	52-38	163	22	46	11	0	1	29	1-4
2018	.268	53-47	164	26	44	9	0	2	34	3-6
TOTAL	.275	105-85	327	48	90	20	0	3	63	4-10

CAREER HIGHS
At Bats: 8, vs. Alabama (5/7/17)
Runs: 3, vs. Longwood (2/17/18)
Hits: 3, four times
Doubles: 2, at Texas A&M (4/9/17)
HR: 1, three times
RBI: 5, vs. Vanderbilt (5/6/18)

SEASON HIGHS
At Bats: --
Runs: --
Hits: --
Doubles: --
HR: --
RBI: --

11 • CHASE HALL C

6-2 • 215 • R-JR • Roanoke, Ala. • Southern Union

CAREER STATISTICS

YEAR	AVG	GP-GS	AB	R	H	2B	3B	HR	RBI	SB-A
2019	--	--	--	--	--	--	--	--	--	--

SEASON HIGHS
At Bats: --
Runs: --
Hits: --
Doubles: --
HR: --
RBI: --

17 • WILL HOLLAND IF

5-11 • 185 • JR • Lawrenceville, Ga. • Collins Hill

- Named a preseason All-American by D1 Baseball, NCBWA and Perfect Game
- Earned a spot on the Golden Spikes Award watch list
- Tabbed Second Team All-SEC and ABCA First Team All-Region in 2018

CAREER STATISTICS

YEAR	AVG	GP-GS	AB	R	H	2B	3B	HR	RBI	SB-A
2017	.209	45-41	134	23	28	7	1	3	18	4-4
2018	.313	66-65	249	61	78	18	0	12	52	9-11
TOTAL	.277	111-106	383	84	106	25	1	15	70	13-15

CAREER HIGHS
At Bats: 6, two times
Runs: 4, at Alabama (4/21 - G2)
Hits: 4, vs. LSU (5/17/18)
Doubles: 2, two times
HR: 2, two times
RBI: 4, two times

SEASON HIGHS
At Bats: --
Runs: --
Hits: --
Doubles: --
HR: --
RBI: --

16 • KASON HOWELL OF

6-0 • 185 • FR • Argyle, Texas • Liberty Christian

- Drafted in the 20th rd of the 2018 MLB Draft by Boston

CAREER STATISTICS

YEAR	AVG	GP-GS	AB	R	H	2B	3B	HR	RBI	SB-A
2019	--	--	--	--	--	--	--	--	--	--

SEASON HIGHS
At Bats: --
Runs: --
Hits: --
Doubles: --
HR: --
RBI: --

10 • EDOUARD JULIEN IF

6-1 • 183 • SO • Quebec City, Quebec • Cardinal-Roy

- Led the SEC and all freshmen nationally and broke Frank Thomas' Auburn freshman record with 69 RBI in 2018
- Tied for second among freshmen nationally with 17 HR
- Named a freshman All-American by multiple publications and ABCA Second Team All-Region

CAREER STATISTICS

YEAR	AVG	GP-GS	AB	R	H	2B	3B	HR	RBI	SB-A
2018	.275	62-59	207	47	57	7	0	17	69	7-10

CAREER HIGHS
At Bats: 5, five times
Runs: 5, vs. Alabama A&M (4/3/18)
Hits: 3, four times
Doubles: 2, Alabama A&M (4/3/18)
HR: 1, 17 times
RBI: 4, six times

SEASON HIGHS
At Bats: --
Runs: --
Hits: --
Doubles: --
HR: --
RBI: --

2 • EVERETT LAU IF/OF

5-10 • 185 • JR • Oahu, Hawaii • College of San Mateo

- Two-time Golden Gate League First Team All-Conference

CAREER STATISTICS

YEAR	AVG	GP-GS	AB	R	H	2B	3B	HR	RBI	SB-A
2017*	.381	33-42	126	38	48	9	4	0	32	--
2018*	.381	45-45	181	48	69	17	2	4	45	--
2019	--	--	--	--	--	--	--	--	--	--

SEASON HIGHS
At Bats: --
Runs: --
Hits: --
Doubles: --
HR: --
RBI: --
 *JUCO

6 • MATT SCHEFFLER C

6-2 • 190 • JR • Kirkland, Wash. • Pierce

- 2018 Tacoma Athletic Commission Player of the Year

CAREER STATISTICS

YEAR	AVG	GP-GS	AB	R	H	2B	3B	HR	RBI	SB-A
2017*	.349	36-36	126	26	44	5	1	2	19	--
2018*	.369	42-42	160	51	59	12	2	1	22	--
2019	--	--	--	--	--	--	--	--	--	--

SEASON HIGHS
At Bats: --
Runs: --
Hits: --
Doubles: --
HR: --
RBI: --
 *JUCO

1 • JUDD WARD OF

6-1 • 195 • SO • Russellville, Ala. • Russellville

CAREER STATISTICS

YEAR	AVG	GP-GS	AB	R	H	2B	3B	HR	RBI	SB-A
2018	.250	37-21	84	9	21	2	1	0	8	0-2

CAREER HIGHS
At Bats: 5, three times
Runs: 1, nine times
Hits: 2, five times
Doubles: 1, two times
HR: --
RBI: 2, two times

SEASON HIGHS
At Bats: --
Runs: --
Hits: --
Doubles: --
HR: --
RBI: --

41 • STEVEN WILLIAMS OF

6-3 • 216 • SO • Albany, Ga. • Deerfield-Windsor

- Named a freshman All-American by multiple publications and to the SEC All-Freshman Team
- Ranked fourth among Auburn freshmen all-time with 12 HR and sixth with 51 RBI

CAREER STATISTICS

YEAR	AVG	GP-GS	AB	R	H	2B	3B	HR	RBI	SB-A
2018	.291	65-65	244	54	71	10	1	12	51	1-1

CAREER HIGHS
At Bats: 6, vs. Bryant (2/23/18)
Runs: 4, two times
Hits: 4, three times
Doubles: 2, vs. BYU (G1 - 3/3/18)
HR: 1, 12 times
RBI: 7, vs. Longwood (2/17/18)

SEASON HIGHS
At Bats: --
Runs: --
Hits: --
Doubles: --
HR: --
RBI: --

4 • RANKIN WOLEY IF

6-0 • 210 • JR • Atlanta, Ga. • Chattahoochee Valley

- Named a 2018 NJCAA First Team All-American and the Alabama Community College Conference Player of the Year
- Set the single-season record for hits (93), doubles (27) and RBI (93)

CAREER STATISTICS

YEAR	AVG	GP-GS	AB	R	H	2B	3B	HR	RBI	SB-A
2017*	.267	26-8	45	8	12	4	1	0	5	0-0
2018*	.460	60-60	202	58	93	27	1	11	93	1-1
2019	--	--	--	--	--	--	--	--	--	--

CAREER HIGHS
At Bats: 5, eight times*
Runs: 3, vs. Gulf Coast State (3/2/18)*
Hits: 4, two times*
Doubles: 3, vs. Faulkner (2/17/18)*
HR: 2, vs. Miami Dade (2/10/18)*
RBI: 5, at Wallace-Selma (4/21/18)
 ^at LSU
 *JUCO

SEASON HIGHS
At Bats: --
Runs: --
Hits: --
Doubles: --
HR: --
RBI: --

PITCHER PROFILES

14 • ELLIOTT ANDERSON LHP

6-3 • 212 • JR • Cartersville, Ga. • Cartersville
 • Returns as the Tigers most-used arm out of the bullpen

CAREER STATISTICS

YEAR	ERA	W-L	G/S	IP	H	R	ER	BB	K	BAA
2017	6.39	1-0	14/0	12.2	20	9	9	8	9	.370
2018	3.64	5-0	24/0	29.2	25	18	12	15	32	.229
TOTAL	4.46	6-0	38/0	42.1	45	27	21	23	41	.276

CAREER HIGHS

Innings: 4.0, vs. UAB (4/17/18)
 Hits: 4, at Mississippi State (4/29/17)
 Runs: 4, vs. South Alabama (3/7/17)
 Earned Runs: 4, vs. South Alabama (3/7/17)
 Strikeouts: 7, vs. UAB (4/17/18)
 Walks: 2, three times
 Pitches: 51, vs. Samford (4/24/18)

SEASON HIGHS

Innings: --
 Hits: --
 Runs: --
 Earned Runs: --
 Strikeouts: --
 Walks: --
 Pitches: --

32 • TANNER BURNS RHP

6-0 • 205 • SO • Decatur, Ala. • Decatur
 • Named a preseason All-American by D1 Baseball and Collegiate Baseball and preseason First Team All-SEC
 • Earned a spot on the Golden Spikes Award watch list
 • Named a freshman All-American by multiple publications and to the SEC All-Freshman Team in 2018

CAREER STATISTICS

YEAR	ERA	W-L	G/S	IP	H	R	ER	BB	K	BAA
2018	3.01	7-4	17/17	86.2	73	41	29	37	77	.225

CAREER HIGHS

Innings: 7.0, three times
 Hits: 7, vs. Northeastern (6/2/18)
 Runs: 4, four times
 Earned Runs: 4, vs. Vanderbilt (5/5/18)
 Strikeouts: 8, vs. Bryant (2/24/18)
 Walks: 4, two times
 Pitches: 105, vs. Ole Miss (5/23/18)

SEASON HIGHS

Innings: --
 Hits: --
 Runs: --
 Earned Runs: --
 Strikeouts: --
 Walks: --
 Pitches: --

13 • DAVIS DANIEL RHP

6-1 • 190 • JR • Montgomery, Ala. • St. James
 • Drafted by Milwaukee in the 11th rd of the 2018 MLB Draft and elected to return to school
 • Rated a top-100 junior by Perfect Game

CAREER STATISTICS

YEAR	ERA	W-L	G/S	IP	H	R	ER	BB	K	BAA
2017	5.89	4-3	17/16	70.1	75	47	46	26	61	.273
2018	4.86	3-4	19/10	66.2	74	40	36	32	70	.278
TOTAL	5.39	7-7	36/26	137.0	149	87	82	58	131	.275

CAREER HIGHS

Innings: 8.0, at Tennessee (4/15/17)
 Hits Allowed: 9, at Texas A&M (4/9/17)
 Runs Allowed: 7, two times
 Earned Runs Allowed: 7, two times
 Strikeouts: 8, two times
 Walks: 4, three times
 Pitches: 109, vs. Missouri (3/31/18)

SEASON HIGHS

Innings: --
 Hits Allowed: --
 Runs Allowed: --
 Earned Runs Allowed: --
 Strikeouts: --
 Walks: --
 Pitches: --

43 • RICHARD FITTS RHP

6-23 • 185 • FR • Helena, Ala. • Helena

CAREER STATISTICS

YEAR	ERA	W-L	G/S	IP	H	R	ER	BB	K	BAA
2019	--	--	--	--	--	--	--	--	--	--

SEASON HIGHS

Innings: --
 Hits Allowed: --
 Runs Allowed: --
 Earned Runs Allowed: --
 Strikeouts: --
 Walks: --
 Pitches: --

18 • BROOKS FULLER LHP

6-12 • 215 • FR • Auburn, Ala. • Auburn
 • Named the 2018 ASWA Pitcher and Player of the Year

CAREER STATISTICS

YEAR	ERA	W-L	G/S	IP	H	R	ER	BB	K	BAA
2019	--	--	--	--	--	--	--	--	--	--

SEASON HIGHS

Innings: --
 Hits: --
 Runs: --
 Earned Runs: --
 Strikeouts: --
 Walks: --
 Pitches: --

36 • KYLE GRAY LHP

5-10 • 205 • R-JR • Austin, Texas • Blinn
 • Ranked in the top-50 in the NJCAA in strikeouts and K/9.0 in 2018

CAREER STATISTICS

YEAR	ERA	W-L	G/S	IP	H	R	ER	BB	K	BAA
2017*	7.85	0-0	11/--	18.1	27	16	16	9	25	--
2018*	2.73	7-1	12/--	66.0	56	25	20	19	91	--
2019	--	--	--	--	--	--	--	--	--	--

CAREER HIGHS

Innings: 7.0, four times*
 Hits: 9, at Alvin (4/20/18)*
 Runs: 6, two times*
 Earned Runs: 6, two times*
 Strikeouts: 12, vs. Laredo (3/24/18)*
 Walks: 4, vs. Temple (2/16/18)*
 Pitches: --
 *JUCO

SEASON HIGHS

Innings: --
 Hits: --
 Runs: --
 Earned Runs: --
 Strikeouts: --
 Walks: --
 Pitches: --

20 • CODY GREENHILL RHP

6-4 • 216 • SO • Russellville, Ala. • Russellville
 • Named a freshman All-American by multiple publication and to the SEC All-Freshman Team
 • Earned a spot on the 2019 NCBWA Stopper of the Year Award watch list

CAREER STATISTICS

YEAR	ERA	W-L	G/S	IP	H	R	ER	BB	K	BAA
2018	2.30	6-3	21/0	58.2	53	17	15	19	55	.242

CAREER HIGHS

Innings: 5.0, at Florida (4/27/18)
 Hits: 6, two times
 Runs: 3, two times
 Earned Runs: 3, at N.C. State (6/3/18)
 Strikeouts: 5, two times
 Walks: 3, vs. Georgia State (2/20/18)
 Pitches: 86, at N.C. State (6/3/18)

SEASON HIGHS

Innings: --
 Hits: --
 Runs: --
 Earned Runs: --
 Strikeouts: --
 Walks: --
 Pitches: --

8 • BAILEY HORN LHP

6-2 • 212 • R-SO • West, Texas • McLennan
 • Rated a top-75 junior college prospect by Perfect Game
 • Missed last season with an arm injury

CAREER STATISTICS

YEAR	ERA	W-L	G/S	IP	H	R	ER	BB	K	BAA
2017*	3.86	7-0	15/--	77.0	68	44	33	34	77	--
2019	--	--	--	--	--	--	--	--	--	--

CAREER HIGHS

Innings: 7.1, vs. Grayson (3/8/17)*
 Hits: 7, two times*
 Runs: 6, vs. San Jac-North (5/30/17)*
 Earned Runs: 6, vs. San Jac-North (5/30/17)*
 Strikeouts: 8, at North Central Texas (4/19/17)*
 Walks: 4, three times*
 Pitches: --
 *JUCO

SEASON HIGHS

Innings: --
 Hits: --
 Runs: --
 Earned Runs: --
 Strikeouts: --
 Walks: --
 Pitches: --

33 • WILL MORRISON RHP

6-2 • 180 • FR • Cullman, Ala. • Cullman
 • Named the 2018 6A Pitcher of the Year by AL.com
 • Two-time Collegiate Baseball First Team High School All-American

CAREER STATISTICS

YEAR	ERA	W-L	G/S	IP	H	R	ER	BB	K	BAA
2019	--	--	--	--	--	--	--	--	--	--

SEASON HIGHS

Innings: --
 Hits Allowed: --
 Runs Allowed: --
 Earned Runs Allowed: --
 Strikeouts: --
 Walks: --
 Pitches: --

44 • JACK OWEN LHP

6-2 • 174 • SO • Aliso Viejo, Calif. • JSerra Catholic

CAREER STATISTICS

YEAR	ERA	W-L	G/S	IP	H	R	ER	BB	K	BAA
2018	5.97	2-2	14/7	34.2	43	24	23	16	35	.312

CAREER HIGHS

Innings: 5.1, vs. Samford (4/24/18)
 Hits: 9, at Georgia Tech (3/20/18)
 Runs: 6, at Georgia Tech (3/20/18)
 Earned Runs: at Georgia Tech (3/20/18)
 Strikeouts: 6, two times
 Walks: 2, four times
 Pitches: 93, at Troy (5/15/18)

SEASON HIGHS

Innings: --
 Hits: --
 Runs: --
 Earned Runs: --
 Strikeouts: --
 Walks: --
 Pitches: --

29 • CARSON SKIPPER LHP

6-3 • 195 • FR • Trussville, Ala. • Hewitt-Trussville
 • Three-time ASWA 7A First Team All-State honoree
 • Led Hewitt-Trussville to the 2016 AHSAA State Championship and was named Tournament MVP
 • 2018 AL.com All-Birmingham Player of the Year

CAREER STATISTICS

YEAR	ERA	W-L	G/S	IP	H	R	ER	BB	K	BAA
2019	--	--	--	--	--	--	--	--	--	--

SEASON HIGHS

Innings: --
 Hits Allowed: --
 Runs Allowed: --
 Earned Runs Allowed: --
 Strikeouts: --
 Walks: --
 Pitches: --

40 • GARRETT WADE LHP

6-2 • 205 • FR • Hartselle, Ala. • Hartselle
 • Ranked the No. 2 player in Alabama and No. 71 player in the country by Perfect Game
 • Named a 2017 Under Armour All-American and the 2018 Alabama Gatorade Player of the Year
 • Drafted in the 38th rd of the 2018 MLB Draft by Tampa Bay

CAREER STATISTICS

YEAR	ERA	W-L	G/S	IP	H	R	ER	BB	K	BAA
2019	--	--	--	--	--	--	--	--	--	--

SEASON HIGHS

Innings: --
 Hits Allowed: --
 Runs Allowed: --
 Earned Runs Allowed: --
 Strikeouts: --
 Walks: --
 Pitches: --

37 • RYAN WATSON RHP

6-5 • 215 • JR • Auburn, Ala. • Auburn

CAREER STATISTICS

YEAR	ERA	W-L	G/S	IP	H	R	ER	BB	K	BAA
2017	5.17	1-1	22/2	31.1	39	21	18	11	22	.298
2018	4.76	0-0	7/2	11.1	13	6	6	5	9	.310
TOTAL	5.06	1-1	29/4	42.2	52	27	24	16	31	.301

CAREER HIGHS

Innings: 3.1, two times
Hits: 5, two times
Runs: 3, two times
Earned Runs: 3, two times
Strikeouts: 3, two times
Walks: 3, vs. Memphis (3/14/18)
Pitches: 60, vs. Memphis (3/14/18)

SEASON HIGHS

Innings: --
Hits: --
Runs: --
Earned Runs: --
Strikeouts: --
Walks: --
Pitches: --

PITCHING CAREERS

ELLIOTT ANDERSON'S CAREER APPEARANCES

2017 - FRESHMAN YEAR

Date	Opp (Res.)	DEC	QS	IP	H	R	ER	BBSO	HR	ERA	NP
2/17	GEORGE WASHINGTON (W, 9-0)	-	-	1.0	0	0	0	0	1	0.00	9
2/22	FLORIDA A&M (W, 12-8)	-	-	0.0	2	3	3	2	0	27.00	14
3/3	LIPSCOMB (W, 8-0)	-	-	0.1	1	0	0	1	1	20.25	20
3/7	SOUTH ALABAMA (L, 3-14)	-	-	0.2	3	4	4	2	1	31.50	22
3/10	PRESBYTERIAN (L, 8-11)	-	-	0.2	0	0	0	0	0	23.62	2
3/15	JACKSONVILLE STATE (W, 10-1)	-	-	2.0	3	0	0	0	1	13.50	25
4/25	TROY (L, 2-5)	-	-	1.2	2	0	0	2	0	9.95	22
4/29	at #7 Mississippi State (W, 5-3)	W	-	2.1	4	1	1	0	1	8.31	36
5/7	ALABAMA (L, 9-11)	-	-	0.2	0	0	0	1	0	7.71	11
5/9	at UAB (L, 2-8)	-	-	1.1	2	1	1	1	1	7.59	31
5/12	at #10 LSU (L, 3-5)	-	-	0.1	1	0	0	0	0	7.36	3
5/20	OLE MISS (L, 4-8)	-	-	1.1	1	0	0	1	0	6.57	19
5/24	vs. #4 Florida (L, 4-5)	-	-	0.0	0	0	0	1	0	6.57	5
6/5	at #16 Florida State (L, 0-6)	-	-	0.1	1	0	0	0	0	6.39	8

2018 - SOPHOMORE YEAR

Date	Opp (Res.)	DEC	QS	IP	H	R	ER	BBSO	HR	ERA	NP
2/18	LONGWOOD (W, 3-0)	-	-	2.0	1	0	0	1	2	0.00	31
2/21	TROY (W, 6-5)	-	-	0.1	3	3	0	1	0	0.00	21
2/24	BRYANT (W, 13-4)	W	-	2.1	0	0	0	0	0	0.00	34
2/27	at #15 South Alabama (W, 7-6)	W	-	1.0	1	2	2	1	2	3.18	19
3/2	BYU (W, 4-3)	-	-	0.0	1	0	0	0	0	3.18	2
3/6	at UAB (W, 11-8)	-	-	1.0	2	2	0	0	1	2.70	21
3/13	GEORGIA TECH (W, 12-7)	W	-	3.1	2	3	3	1	3	4.50	45
3/17	#6 TEXAS A&M (W, 11-5)	-	-	1.0	2	1	1	1	1	4.91	26
3/20	at Georgia Tech (L, 6-4)	-	-	2.0	2	0	0	2	4	4.15	45
3/23	at #8 Kentucky (L, 5-4)	-	-	0.0	0	0	0	0	0	4.15	1
3/25	at #8 Kentucky (L, 13-3)	-	-	0.0	1	2	2	1	0	5.54	13
3/27	vs. Alabama (W, 5-2)	-	-	0.0	0	0	0	1	0	5.54	5
4/3	ALABAMA A&M (W, 19-5)	W	-	1.2	0	0	0	0	1	4.91	18
4/10	at Samford (L, 12-3)	-	-	1.2	0	1	0	1	1	4.41	28
4/14	MISSISSIPPI STATE (L, 7-2)	-	-	1.0	0	0	0	1	1	4.15	20
4/17	UAB (W, 12-2)	W	-	4.0	0	0	0	1	7	3.37	48
4/24	SAMFORD (W, 7-2)	-	-	3.2	3	0	0	1	4	2.88	51
4/26	at #1 Florida (L, 3-1)	-	-	0.2	1	0	0	1	1	2.81	16
5/5	#17 VANDERBILT (W, 11-5)	-	-	0.2	2	1	1	1	0	3.08	10
5/10	at #5 Ole Miss (L, 5-4)	-	-	0.2	1	0	0	0	0	3.00	10
5/11	at #5 Ole Miss (L, 8-3)	-	-	1.0	1	1	1	1	0	3.21	15
5/15	at Troy (L, 9-5)	-	-	0.1	2	2	2	0	1	3.81	9
5/25	vs. #4 Ole Miss (L, 7-0)	-	-	0.1	0	0	0	0	1	3.77	4
6/2	vs. Army (W, 12-1)	-	-	1.0	1	0	0	0	2	3.64	18

TANNER BURNS' CAREER APPEARANCES

2018 - FRESHMAN YEAR

Date	Opp (Res.)	DEC	QS	IP	H	R	ER	BBSO	HR	ERA	NP
2/18	*LONGWOOD (W, 3-0)	W	-	5.0	4	0	0	0	6	0.00	64
2/24	*BRYANT (W, 3-1)	-	X	7.0	2	1	1	2	8	0.75	96
3/3	*BYU (W, 9-5)	W	-	5.0	4	1	1	2	4	1.06	79
3/10	*NORTHEASTERN (L, 2-1)	L	-	4.1	5	2	2	4	5	1.69	84
3/18	*#6 TEXAS A&M (L, 5-1)	L	-	5.0	5	3	2	3	4	2.05	84
3/25	*at #8 Kentucky (L, 13-3)	L	-	2.0	4	4	3	3	2	2.86	50
4/1	*#24 MISSOURI (L, 5-0)	L	-	5.0	1	4	0	3	6	1.24	94
4/8	*at #5 Arkansas (L, 5-4)	-	X	6.0	4	2	1	2	7	0.29	94
4/15	*MISSISSIPPI STATE (W, 7-5)	-	-	4.2	5	3	3	1	4	1.26	71
4/21	*at Alabama (W, 5-0)	W	X	7.0	4	0	0	1	7	0.29	99
4/27	*at #1 Florida (W, 11-5)	-	-	4.0	3	3	3	2	6	2.62	85
5/5	*#17 VANDERBILT (W, 11-5)	W	-	5.0	5	4	4	2	5	1.30	79
5/12	*at #5 Ole Miss (L, 10-3)	-	-	1.2	3	3	3	3	1	3.36	40
5/17	*LSU (W, 11-4)	W	X	6.0	6	4	2	2	4	1.33	97
5/23	*vs. #4 Ole Miss (W, 9-3)	W	X	7.0	6	3	1	2	3	0.33	105
6/1	*vs. Northeastern (W, 13-4)	W	X	6.0	7	3	2	1	2	1.32	96
6/10	*vs. #1 Florida (W, 3-2)	-	X	6.0	5	1	1	4	3	0.31	97

DAVIS DANIEL'S CAREER APPEARANCES

2017 - FRESHMAN YEAR

Date	Opp (Res.)	DEC	QS	IP	H	R	ER	BB	SO	HR	ERA	NP
2/19	*GEORGE WASHINGTON (W, 4-3)	-	-	4.1	7	2	2	0	3	0	4.15	75
2/26	*HOLY CROSS (W, 13-4)	-	-	4.1	5	2	2	0	6	1	4.15	72
3/5	*LIPSCOMB (L, 7-8)	-	-	1.1	5	5	5	2	1	0	8.10	45
3/8	*KENNESAW STATE (W, 6-4)	-	-	2.0	1	0	0	0	1	0	6.75	19
3/12	*PRESBYTERIAN (W, 8-0)	W	X	6.0	3	0	0	2	8	0	4.50	92
3/19	*#5 FLORIDA (W, 6-5)	-	-	2.1	3	4	4	1	0	0	5.75	45
3/26	*at Georgia (W, 4-1)	W	X	6.0	4	0	0	1	6	0	4.44	-
4/1	*#6 SOUTH CAROLINA (L, 0-7)	L	-	5.1	4	4	4	2	4	0	4.83	93
4/9	*at Texas A&M (L, 1-3)	L	-	5.1	9	3	3	1	5	0	4.86	90
4/15	*at Tennessee (W, 8-1)	W	X	8.0	3	0	0	3	5	0	4.00	101
4/22	*#16 ARKANSAS (L, 3-7)	-	-	5.0	5	3	3	2	3	1	4.14	92
4/29	*at #7 Mississippi State (W, 17-8)	-	-	4.1	6	7	7	2	1	3	4.97	81
5/7	*ALABAMA (L, 9-11)	-	-	4.0	5	3	3	1	5	1	5.09	67
5/13	at #10 LSU (L, 1-9)	-	-	1.1	0	2	2	3	0	0	5.28	29
5/19	*OLE MISS (W, 9-1)	W	X	6.1	4	1	1	3	8	0	4.91	106
5/25	*vs. #13 Arkansas (L, 0-12)	L	-	3.1	6	7	7	2	5	2	5.58	65
6/4	*at #16 Florida State (L, 7-8)	-	-	1.0	5	4	3	1	0	0	5.89	42

2018 - SOPHOMORE YEAR

Date	Opp (Res.)	DEC	QS	IP	H	R	ER	BB	SO	HR	ERA	NP
2/17	*LONGWOOD (W, 25-1)	W	-	3.0	1	0	0	1	3	0	0.00	52
2/24	*BRYANT (13-4)	-	-	3.2	7	4	4	0	2	1	5.40	74
3/3	*BYU (W, 21-4)	W	-	6.0	6	4	4	2	5	1	5.68	93
3/10	*NORTHEASTERN (W, 14-8)	-	-	3.1	7	1	1	2	4	0	5.06	73
3/17	*#6 TEXAS A&M (W, 11-5)	-	-	4.2	5	3	1	4	5	0	4.35	94
3/25	*at #8 Kentucky (W, 4-3)	-	-	5.0	3	1	1	4	4	0	3.86	92
3/31	*#24 MISSOURI (L, 2-1)	L	X	6.2	5	2	1	2	7	0	3.34	109
4/7	*at #5 Arkansas (L, 13-2)	L	-	2.0	4	4	3	2	0	0	3.93	42
4/10	at Samford (L, 12-3)	-	-	1.1	4	2	2	1	2	1	4.29	33
4/14	*MISSISSIPPI STATE (L, 7-2)	L	-	3.0	7	6	6	2	5	0	5.35	69
4/21	at Alabama (W, 20-5)	W	-	4.1	2	1	1	1	3	0	5.02	53
4/28	at #1 Florida (L, 12-3)	-	-	0.1	3	2	2	2	0	0	5.40	21
5/6	#17 VANDERBILT (W, 14-0)	-	-	1.0	1	0	0	0	2	0	5.28	18
5/10	*at #5 Ole Miss (L, 5-4)	L	-	5.0	6	5	5	2	5	2	5.66	77
5/18	LSU (L, 6-2)	-	-	2.1	1	0	0	1	5	0	5.40	42
5/22	vs. Kentucky (W, 4-3 [11])	-	-	5.1	6	2	2	2	6	0	5.21	82
6/3	at #11 N.C. State (W, 15-7)	-	-	1.1	2	1	1	0	2	0	5.25	16
6/9	at #1 Florida (L, 8-2)	-	-	3.0	3	2	2	0	4	2	5.28	42
6/11	at #1 Florida (L, 3-2)	-	-	5.1	1	0	0	4	6	0	4.86	87

PEYTON GLAVINE'S CAREER APPEARANCES

2018 - FRESHMAN YEAR

Date	Opp (Res.)	DEC	QS	IP	H	R	ER	BB	SO	HR	ERA	NP
2/17	LONGWOOD (W, 25-1)	-	-	1.0	0	0	0	0	3	0	0.00	15
2/23	BRYANT (W, 15-7)	-	-	1.0	0	0	0	1	1	0	0.00	26
3/3	BYU (W, 9-5)	-	-	0.2	4	3	3	0	0	0	10.12	18
3/10	NORTHEASTERN (W, 14-8)	-	-	0.0	5	6	6	1	0	0	30.38	19
3/25	at #8 Kentucky (L, 13-3)	-	-	0.1	1	0	0	0	1	0	27.00	9

CODY GREENHILL'S CAREER APPEARANCES

2018 - FRESHMAN YEAR

Date	Opp (Res.)	DEC	QS	IP	H	R	ER	BBSO	HR	ERA	NP	
2/16	LONGWOOD (W, 6-0)	-	-	1.0	1	0	0	1	0	0	0.00	23
2/20	GEORGIA STATE (W, 3-2)	W	-	3.1	0	0	0	3	4	0	0.00	66
2/24	BRYANT (W, 13-4)	-	-	2.0	3	0	0	0	4	0	0.00	39
2/27	at #15 South Alabama (W, 7-6)	-	-	2.0	2	0	0	1	1	0	0.00	26
3/3	BYU (W, 9-5)	-	-	3.1	5	1	1	1	4	0	0.77	48
3/6	at UAB (W, 11-8)	-	-	2.0	0	0	0	0	3	0	0.66	20
3/10	NORTHEASTERN (L, 2-1)	-	-	4.2	1	0	0	1	4	0	0.49	59
4/3	ALABAMA A&M (W, 19-5)	-	-	1.0	1	0	0	0	1	0	0.47	15
4/8	at #5 Arkansas (L, 5-4)	L	-	1.2	1	1	1	2	1	0	0.86	33
4/15	MISSISSIPPI STATE (W, 7-5)	W	-	4.1	5	2	2	0	5	0	1.42	78
4/21	at Alabama (W, 5-0)	-	-	2.0	2	0	0	1	4	0	1.32	38
4/27	at #1 Florida (W, 11-5)	W	-	5.0	6	2	2	2	3	0	1.67	81
5/5	#17 VANDERBILT (W, 11-5)	-	-	3.1	1	0	0	0	2	3	1.51	44
5/12	at #5 Ole Miss (L, 10-3)	L	-	4.2	3	1	1	1	3	1	1.56	69
5/17	LSU (W, 11-4)	-	-	3.0	3	0	0	0	2	0	1.45	39
5/19	LSU (W, 14-5)	-	-	2.0	3	3	1	1	3	1	1.59	38
5/22	vs. Kentucky (W, 4-3[11])	W	-	3.0	3	0	0	0	2	0	1.49	36
5/25	vs. #4 Ole Miss (L, 7-0)	-	-	2.2	4	2	2	0	2	2	1.76	48
6/3	at #11 N.C. State (W, 15-7)	W	-	4.1	6	3	3	2	5	1	2.11	86
6/10	vs. #1 Florida (W, 3-2)	W	-	3.0	2	1	1	1	1	1	2.16	42
6/11	at #1 Florida (L, 3-2)	L	-	0.1	1	1	1	0	0	1	2.30	8

RYAN HOERTER'S CAREER APPEARANCES

2018 - FRESHMAN YEAR

Date	Opp (Res.)	DEC	QS	IP	H	R	ER	BB	SO	HR	ERA	NP
2/17	LONGWOOD (W, 25-1)	-	-	1.0	1	0	0	0	0	0	0.00	9
2/24	BRYANT (W, 13-4)	-	-	1.0	0	0	0	0	1	0	0.00	13
3/6	*at UAB (W, 11-8)	-	-	3.0	3	4	4	2	1	1	7.20	64
3/13	*GEORGIA TECH (W, 12-7)	-	-	1.0	1	0	0	4	1	0	6.00	35
3/25	at #8 Kentucky (L, 13-3)	-	-	1.0	3	2	2	0	1	1	7.71	18
4/3	ALABAMA A&M (W, 19-5)	-	-	1.0	0	0	0	1	1	0	6.75	18
4/7	at #5 Arkansas (L, 13-2)	-	-	0.2	1	0	0	0	0	0	6.23	10

JACK OWEN'S CAREER APPEARANCES

2018 - FRESHMAN YEAR

Date	Opp (Res.)	DEC	QS	IP	H	R	ER	BB	SO	HR	ERA	NP
2/17	LONGWOOD (W, 25-1)	-	-	1.0	1	1	1	2	1	0	9.00	29
3/3	BYU (W, 21-4)	-	-	3.0	2	0	0	0	1	0	2.25	33
3/13	GEORGIA TECH (W, 12-7)	-	-	3.0	2	0	0	1	5	0	1.29	45
3/20	*at Georgia Tech (L, 6-4)	L	-	3.1	9	6	6	2	3	1	6.10	56
3/27	*vs. Alabama (W, 5-2)	W	-	4.0	1	0	0	2	4	0	4.40	73
4/1	#24 MISSOURI (L, 5-0)	-	-	1.0	1	0	0	0	1	0	4.11	18
4/3	ALABAMA A&M (W, 19-5)	-	-	1.0	4	2	2	0	1	1	4.96	26
4/7	at #5 Arkansas (L, 13-2)	-	-	0.0	1	4	4	3	0	0	7.16	20
4/10	*at Samford (L 12-3)	L	-	1.0	5	4	4	0	0	1	8.83	23
4/24	*SAMFORD (W, 7-2)	W	-	5.1	6	2	2	0	5	0	7.54	77
5/8	*SOUTH ALABAMA (W, 10-4)	-	-	4.0	3	3	2	1	6	0	7.09	66
5/11	at #5 Ole Miss (L, 8-3)	-	-	1.0	1	0	0	0	1	0	6.83	10
5/15	*at Troy (L, 9-5)	-	-	4.1	5	1	1	2	6	0	6.19	93
5/22	*vs. Kentucky (W, 4-30 [11])	-	-	2.2	2	1	1	3	1	1	5.97	43

BLAKE SCHILLECI'S CAREER APPEARANCES

2018 - JUNIOR YEAR

Date	Opp (Res.)	DEC	QS	IP	H	R	ER	BB	SO	HR	ERA	NP
2/20	GEORGIA STATE (W, 3-2)	-	-	0.2	0	0	0	1	1	0	0.00	14
2/23	BRYANT (W, 15-7)	-	-	1.2	2	3	3	0	0	1	11.57	36
3/6	at UAB (W, 11-8)	-	-	0.2	1	0	0	1	1	0	9.00	11
3/10	NORTHEASTERN (W, 14-8)	-	-	0.1	1	1	1	1	0	1	10.80	11
3/14	MEMPHIS (W, 5-4)	-	-	1.2	1	0	0	0	1	0	7.20	22
3/25	at #8 Kentucky (L, 13-3)	-	-	0.2	3	2	2	0	0	0	9.53	15

RYAN WATSON'S CAREER APPEARANCES

*-Starter

2017 - FRESHMAN YEAR

Date	Opp (Res.)	DEC	QS	IP	H	R	ER	BB	SO	HR	ERA	NP
2/18	GEORGE WASHINGTON (L, 5-9)	-	-	0.2	2	1	1	0	1	0	13.50	10
2/26	HOLY CROSS (W, 13-4)	-	-	1.0	0	0	0	0	2	0	5.40	15
3/3	LIPSCOMB (W, 8-0)	-	-	1.0	0	0	0	0	2	0	3.38	16
3/5	LIPSCOMB (L, 7-8)	-	-	1.1	1	0	0	1	2	0	2.25	29
3/10	PRESBYTERIAN (L, 8-11)	-	-	0.0	1	1	1	0	0	0	4.50	2
3/11	PRESBYTERIAN (W, 7-5)	W	-	1.1	2	0	2	1	0	0	3.38	37
3/14	UAB (W, 4-0)	-	-	2.0	0	0	0	0	2	0	2.45	23
3/17	#5 FLORIDA (W, 14-3)	-	-	2.2	2	1	1	0	2	0	2.70	28
3/21	at Georgia Tech (W, 7-4)	-	-	1.2	0	0	0	1	0	0	2.31	17
3/24	at Georgia (W, 2-1)	-	-	1.0	2	1	1	0	0	0	2.84	-
3/28	vs. Alabama (W, 4-3)	-	-	2.2	1	0	0	2	3	0	2.35	43
4/2	*#6 SOUTH CAROLINA (W, 6-5)	-	-	2.0	4	1	1	0	1	0	2.60	33
4/8	at Texas A&M (L, 3-6)	-	-	1.0	3	1	1	1	0	0	2.95	23
4/11	at Samford (W, 16-15)	-	-	1.0	1	0	0	1	1	0	2.79	21
4/15	at Tennessee (W, 8-1)	-	-	1.0	2	1	1	0	1	1	3.10	16
4/18	at Kennesaw State (W, 15-7)	-	-	1.0	2	2	2	1	1	0	3.80	20
4/23	*#16 ARKANSAS (W, 11-6)	-	-	3.0	5	2	2	0	0	0	4.07	43
5/7	ALABAMA (L, 9-11)	L	-	1.1	2	2	1	0	2	0	4.21	27
5/9	at UAB (L, 2-8)	-	-	0.2	4	3	3	0	0	0	5.13	16
5/20	OLE MISS (L, 4-8)	-	-	1.0	0	0	0	0	0	0	4.94	15
5/25	vs. #13 Arkansas (L, 0-12)	-	-	2.2	3	1	1	2	1	0	4.80	50
6/5	at #16 Florida State (L, 0-6)	-	-	1.1	3	2	2	0	0	0	5.17	23

2018 - SOPHOMORE YEAR

Date	Opp (Res.)	DEC	QS	IP	H	R	ER	BB	SO	HR	ERA	NP
2/17	LONGWOOD (W, 25-1)	-	-	1.0	0	0	0	0	1	0	0.00	13
2/20	*GEORGIA STATE (W, 3-2)	-	-	3.1	5	2	2	0	2	0	4.70	47
3/6	at UAB (W, 11-8)	-	-	0.0	1	0	0	1	0	0	4.15	5
3/14	*MEMPHIS (W, 5-4)	-	-	3.1	4	3	3	3	2	0	5.87	60
3/20	at Georgia Tech (L, 6-4)	-	-	1.2	0	0	0	1	3	0	4.82	25
3/25	at #8 Kentucky (L, 13-3)	-	-	1.0	2	1	1	0	1	0	5.23	24
4/3	ALABAMA A&M (W, 19-5)	-	-	1.0	1	0	0	0	0	0	4.76	12

SUPERLATIVES AND MISCELLANEOUS NOTES

STARTS BY POSITION

STARTING PITCHER

Tanner Burns	17	11-6
Casey Mize	17	10-7
Davis Daniel	10	6-4
Andrew Mitchell	10	7-3
Jack Owen	7	4-3
Ryan Hoerter	2	2-0
Ryan Watson	2	2-0
Calvin Coker	1	1-0

CATCHER

Brett Wright	56	35-21
Steven Williams	9	7-2
Mike Rojas	1	1-0

FIRST BASE

Brendan Venter	34	24-10
Josh Anthony	25	14-11
Dyland Ingram	7	5-2

SECOND BASE

Luke Jarvis	57	38-19
Edouard Julien	9	5-4

THIRD BASE

Josh Anthony	37	27-10
Brendan Venter	29	16-13

SHORTSTOP

Will Holland	65	43-22
Luke Jarvis	1	0-1

LEFT FIELD

Conor Davis	42	29-13
Judd Ward	20	11-9
Jeremy Johnson	2	2-0
Bowen McGuffin	2	1-1

CENTER FIELD

Jay Estes	64	41-23
Jeremy Johnson	2	2-0

RIGHT FIELD

Steven Williams	53	32-21
Edouard Julien	6	6-0
Jeremy Johnson	6	4-2
Judd Ward	1	1-0

DESIGNATED HITTER

Edouard Julien	44	27-17
Dylan Ingram	8	5-3
Conor Davis	5	4-1
Steven Williams	3	3-0
Brett Wright	3	2-1
Brendan Venter	2	2-0
Josh Anthony	1	0-1

2018 AUBURN & OPPONENT HIGHS

TEAM BATTING AUBURN OPPONENT

Runs in a game	25, vs. Longwood (2/17)	13, two times
Runs in an inning	11, [8th] at Alabama (4/21 - G2)	7, [9th] vs. NU (3/10 - G1)
Most Hits in a game	22, vs. Longwood (2/17)	18, at Samford (4/10)
Fewest Hits in a game	1, vs. Mizzou (4/1)	0, vs. NU (3/9)
Hits in an inning	7, two times	7, [4th] at GT (3/20)
2B in a game	8, vs. BYU (3/3 - G1)	6, two times
3B in a game	1, four times	2, vs. TAMU (3/18)
HR in a game	6, vs. NU (3/10 - G1)	4, at Samford (4/10)
SB in a game	4, vs. Vanderbilt (5/5)	5, vs. LSU (5/18)
LOB in a game	14, vs. Bryant (2/23)	13, two times
K in a game	14, two times	15, vs. Vanderbilt (5/4)
BB in a game	13, two times	10, vs. Georgia Tech (3/13)

TEAM PITCHING AUBURN OPPONENT

K in a game	15, vs. Vanderbilt (5/4)	14, at Ole Miss (5/11)
BB in a game	10, vs. Georgia Tech (3/13)	13, two times
Pitchers used	8, three times	7, five times
Total Quality Starts	19	17

TEAM FIELDING AUBURN OPPONENT

Errors in a game	3, four times	5, at N.C. State (6/3)
DP turned in a game	3, vs. Alabama A&M	4, at UAB (3/6)

IND. BATTING AUBURN OPPONENT

Hits in a game	4, seven times	4, four times
Runs in a game	5, Julien vs. AAMU (4/3)	4, Cottam [UK] (3/25 - G2)
2B in a game	2, 12 times	2, four times
3B in a game	1, four times	1, 11 times
HR in a game	2, four times	2, Panno [Bryant] (2/23)
RBI in a game	7, Williams vs. Longwood (2/17)	6, Panno [Bryant] (2/23)
XBH in a game	3, three times	3, Hale [BYU] (3/3 - G1)
SB in a game	2, four times	2, three times
BB in a game	4, Ingram at GT (3/20)	4, India [UF] (4/28)
HBP in a game	2, three times	1, 31 times
K in a game	4, Julien vs. Ole Miss (5/10)	4, two times
Hitting Streak	11 g, Venter (4/27-5/17)	3 g, 23 times
Consec. G w/HR	3, Brendan Venter (5/5-8)	Three times

IND. PITCHING AUBURN

K by a starter	15, Mize vs. Vanderbilt (5/4)	12, Feigl [Miss] (5/11)
K by a reliever	7, Anderson vs. UAB (4/17)	10, Ethridge [Miss] (5/12)
BB by a starter	4, eight times	5, four times
BB by a reliever	4, Daniel at Florida (6/11)	5, O'Connell [NCSU] (6/3)
IP by a starter	9.0, Mize, three times	8.0, two times
IP by a reliever	5.1, Daniel two times	7.1, Hjelle [UK] (5/22)

MISCELLANEOUS AUBURN

Biggest comeback win	5, at UAB (3/6)
Biggest blown lead loss	2, at Kentucky (3/23)
Largest margin of victory	24, vs. Longwood (2/17)
Largest margin of defeat	11, at Arkansas (4/7)
Longest game, Time	4:06, at UAB (3/6)
Longest game, Time (9 inn)	4:06, at UAB (3/6)
Shortest game, Time (9 inn)	2:17, vs. Northeastern (3/9)
Longest game, Innings	11, two times
Largest crowd, Home	4,045, vs. Mississippi State (4/14)
Largest crowd, Road	9,817 at Arkansas (4/7)
Largest crowd, Neutral	9,651 vs. Texas A&M in Hoover (5/24)

STARTS BY ORDER

LEADOFF

Will Holland	43	24-19
Luke Jarvis	19	17-2
Edouard Julien	3	1-2
Jeremy Johnson	1	1-0

2ND SPOT

Steven Williams	55	34-21
Jay Estes	6	6-0
Will Holland	2	1-1
Jeremy Johnson	1	1-0
Bowen McGuffin	1	1-0
Luke Jarvis	1	0-1

3RD SPOT

Brett Wright	32	19-13
Brendan Venter	23	15-8
Conor Davis	8	8-0
Steven Williams	3	1-2

CLEANUP

Edouard Julien	21	12-9
Brendan Venter	16	12-4
Brett Wright	11	5-6
Conor Davis	10	9-1
Josh Anthony	5	2-3
Dylan Ingram	3	3-0

5TH SPOT

Josh Anthony	23	19-4
Brendan Venter	18	8-10
Edouard Julien	12	7-5
Luke Jarvis	5	4-1
Conor Davis	3	1-2
Brett Wright	2	1-1
Jay Estes	1	1-0
Dylan Ingram	1	1-0
Steven Williams	1	1-0

6TH SPOT

Jay Estes	28	13-15
Conor Davis	8	6-2
Brett Wright	8	6-2
Dylan Ingram	7	5-2
Steven Williams	4	4-0
Luke Jarvis	4	2-2
Judd Ward	3	3-0
Edouard Julien	2	2-0
Jeremy Johnson	1	1-0
Brendan Venter	1	1-0

7TH SPOT

Jay Estes	23	16-7
Luke Jarvis	11	5-6
Conor Davis	8	3-5
Brendan Venter	7	6-1
Judd Ward	5	3-2
Will Holland	4	4-0
Jeremy Johnson	2	2-0
Brett Wright	2	2-0
Edouard Julien	2	1-1
Josh Anthony	1	1-0
Dylan Ingram	1	0-1

8TH SPOT

Edouard Julien	15	11-4
Judd Ward	12	5-7
Conor Davis	10	6-4
Luke Jarvis	10	6-4
Jay Estes	5	4-1
Will Holland	5	4-1
Dylan Ingram	3	1-2
Brett Wright	3	3-0
Steven Williams	2	2-0
Mike Rojas	1	1-0

9TH SPOT

Josh Anthony	34	19-15
Will Holland	11	10-1
Luke Jarvis	8	4-4
Jeremy Johnson	5	3-2
Edouard Julien	4	4-0
Jay Estes	1	1-0
Brett Wright	1	1-0
Judd Ward	1	1-0
Bowen McGuffin	1	0-1

PITCHING NOTES

2018 BULLPEN BY NUMBERS

Total App.....	154
Saves/Opp.....	17/21
IR/IRS.....	144/60
BA Against.....	.263
ERA.....	4.39

SAVES/OPP

Calvin Coker.....	7/10
Cody Greenhill.....	5/6
Jack Owen.....	2/2
Welby Malczewski.....	2/2

INHERITED RUNNERS/SCORED

Elliott Anderson.....	25/10
Calvin Coker.....	32/10
Davis Daniel.....	12/3
Peyton Glavine.....	2/1
Cody Greenhill.....	20/9
Corey Herndon.....	13/8
Ryan Hoerter.....	2/2
Welby Malczewski.....	16/5
Andrew Mitchell.....	9/4
Jack Owen.....	2/2
Blake Schilleci.....	6/4
Ryan Watson.....	5/2

1ST BATTER FACED/RETIRED

Elliott Anderson.....	24/15
Calvin Coker.....	28/21
Davis Daniel.....	9/5
Peyton Glavine.....	5/1
Cody Greenhill.....	21/14
Corey Herndon.....	14/10
Ryan Hoerter.....	5/3
Welby Malczewski.....	24/16
Andrew Mitchell.....	6/4
Jack Owen.....	7/2
Blake Schilleci.....	6/2
Ryan Watson.....	5/3

RELIEF ERA

Ryan Watson.....	1.93
Cody Greenhill.....	2.30
Corey Herndon.....	2.87
Elliott Anderson.....	3.64
Davis Daniel.....	3.70
Ryan Hoerter.....	3.86
Calvin Coker.....	4.80
Welby Malczewski.....	5.66
Jack Owen.....	6.30
Andrew Mitchell.....	6.48
Blake Schilleci.....	9.53
Peyton Glavine.....	27.00

BP SCORELESS IP (current/long)

Elliott Anderson.....	2.1	10.0
Calvin Coker.....	2.1	13.2
Davis Daniel.....	5.2	5.2
Peyton Glavine.....	0.1	2.0
Cody Greenhill.....	--	11.0
Corey Herndon.....	2.2	11.0
Ryan Hoerter.....	2.0	2.0
Welby Malczewski.....	0.1	6.1
Andrew Mitchell.....	--	8.2
Casey Mize.....	--	10.2
Jack Owen.....	1.0	7.1
Blake Schilleci.....	--	3.2
Ryan Watson.....	1.2	4.1

2018 Auburn Baseball
Team Game-by-Game for Auburn (as of Jan 23, 2019)
Pitching (All games)

Date	Opponent	ip	h	r	er	bb	2b	3b	hr	wp	bk	hbp	dp	ibb	score	w-l	sv	era
Feb 16	LONGWOOD	9.0	5	0	0	1	12	1	0	0	0	1	0	0	6-0	1-0	0	0.00
Feb 17	LONGWOOD	9.0	3	1	1	3	9	0	0	0	0	2	0	0	25-1	2-0	0	0.50
Feb 18	LONGWOOD	9.0	5	0	0	1	11	0	0	0	0	0	0	0	3-0	3-0	1	0.33
Feb 20	GEORGIA STATE	9.0	5	2	2	4	9	3	0	0	1	0	1	0	3-2	4-0	1	0.75
Feb 21	TROY	9.0	8	5	1	5	13	1	0	0	3	0	1	1	6-5	5-0	2	0.80
Feb 23	BRYANT	9.0	8	7	7	4	12	2	0	3	0	2	0	0	15-7	6-0	2	1.83
Feb 24	BRYANT	9.0	10	4	4	0	7	1	0	1	0	1	0	0	13-4	7-0	2	2.14
Feb 24	BRYANT	9.0	4	1	1	2	12	1	0	0	0	0	0	0	3-1	8-0	2	2.00
Feb 27	at South Alabama	9.0	10	6	6	7	13	3	1	0	0	2	0	1	7-6	9-0	3	2.44
Mar 02	BYU	9.0	3	3	2	2	12	2	0	0	0	1	0	0	4-3	10-0	4	2.40
Mar 03	BYU	9.0	8	4	4	2	6	2	1	1	0	0	0	0	21-4	11-0	5	2.55
Mar 03	BYU	9.0	13	5	5	4	8	4	0	1	0	1	0	0	9-5	12-0	6	2.75
Mar 06	at UAB	9.0	9	8	6	7	6	1	0	2	2	0	1	2	11-8	13-0	7	3.00
Mar 09	NORTHEASTERN	9.0	0	0	0	0	13	0	0	0	0	0	0	0	6-0	14-0	7	2.79
Mar 10	NORTHEASTERN	9.0	16	8	8	5	6	1	0	1	1	0	0	0	14-8	15-0	7	3.13
Mar 10	NORTHEASTERN	9.0	6	2	2	5	9	2	0	0	1	0	0	0	1-2	15-1	7	3.06
Mar 13	GEORGIA TECH	9.0	7	7	7	10	10	2	0	0	3	0	1	2	12-7	16-1	8	3.29
Mar 14	MEMPHIS	9.0	8	4	4	5	8	1	0	0	0	0	0	0	5-4	17-1	8	3.33
*Mar 16	TEXAS A&M	9.0	6	1	1	0	14	2	0	0	0	0	0	0	4-1	18-1	9	3.21
*Mar 17	TEXAS A&M	9.0	8	5	2	7	10	2	1	0	1	0	0	1	11-5	19-1	9	3.15
*Mar 18	TEXAS A&M	9.0	7	5	4	4	9	1	2	2	0	1	0	1	1-5	19-2	9	3.19
Mar 20	at Georgia Tech	8.0	11	6	6	6	11	1	0	1	2	0	0	1	4-6	19-3	9	3.34
*Mar 23	at Kentucky	8.1	10	5	5	0	14	1	0	2	1	0	0	0	4-5	19-4	9	3.42
*Mar 25	at Kentucky	7.0	6	3	3	5	7	1	0	1	0	0	0	1	4-3	20-4	10	3.43
*Mar 25	at Kentucky	6.0	15	13	12	6	5	3	1	2	2	0	1	0	3-13	20-5	10	3.83
*Mar 27	vs Alabama	9.0	6	2	2	5	9	0	0	0	1	0	1	0	5-2	21-5	11	3.76
*Mar 30	MISSOURI	9.0	5	2	2	1	9	1	0	1	0	0	1	0	5-2	22-5	12	3.69
*Mar 31	MISSOURI	9.0	7	2	2	1	2	8	1	0	0	0	0	1	1-2	22-6	12	3.60
*Apr 01	MISSOURI	9.0	8	5	1	4	7	1	0	1	0	0	0	1	0-5	22-7	12	3.50
Apr 03	ALABAMA A&M	9.0	13	5	5	4	5	1	1	1	0	0	1	3	19-5	23-7	12	3.55
*Apr 06	at Arkansas	8.0	7	2	2	1	7	3	0	1	0	0	0	0	1-2	23-8	12	3.52
*Apr 07	at Arkansas	8.0	17	13	12	7	4	4	0	0	1	0	0	0	2-13	23-9	12	3.80
*Apr 08	at Arkansas	8.2	7	5	2	7	10	2	0	0	1	0	0	1	4-5	23-10	12	3.75
Apr 10	at Samford	8.0	18	12	11	3	5	6	1	4	2	0	1	1	3-12	23-11	12	3.98
*Apr 13	MISSISSIPPI STAT	9.0	5	1	1	0	9	1	1	0	0	0	0	0	2-1	24-11	12	3.90
*Apr 14	MISSISSIPPI STAT	9.0	11	7	7	4	12	6	0	0	0	0	0	0	2-7	24-12	12	3.98
*Apr 15	MISSISSIPPI STAT	9.0	10	5	5	1	9	5	0	1	0	0	0	0	7-5	25-12	12	4.01
Apr 17	UAB	9.0	5	2	2	2	8	2	0	0	1	0	0	1	12-2	26-12	12	3.96
*Apr 20	at Alabama	9.0	9	5	4	4	9	4	0	1	1	0	1	0	19-5	27-12	12	3.96
*Apr 21	at Alabama	9.0	6	0	0	2	11	4	0	0	0	0	1	0	5-0	28-12	12	3.86
*Apr 21	at Alabama	9.0	7	5	5	6	9	2	1	0	1	0	0	2	20-5	29-12	12	3.89
*Apr 24	SAMFORD	9.0	9	2	2	1	9	2	0	0	1	0	1	2	7-2	30-12	13	3.84
*Apr 26	at Florida	8.0	5	3	3	3	11	0	0	1	0	0	1	0	1-3	30-13	13	3.83
*Apr 27	at Florida	9.0	9	5	5	4	9	2	0	2	1	0	0	1	11-5	31-13	13	3.86
*Apr 28	at Florida	8.0	13	12	12	9	5	1	0	1	0	0	2	2	3-12	31-14	13	4.05
*May 04	VANDERBILT	9.0	4	1	1	0	15	0	0	1	0	0	0	1	4-1	32-14	13	3.99
*May 05	VANDERBILT	9.0	8	5	5	5	8	3	0	1	0	0	0	1	11-5	33-14	14	4.01
*May 06	VANDERBILT	9.0	2	0	0	0	10	0	0	0	1	1	0	0	14-0	34-14	14	3.92
May 08	SOUTH ALABAMA	9.0	4	4	2	2	7	1	0	0	0	0	0	0	10-4	35-14	14	3.88
*May 10	at Ole Miss	8.0	9	5	5	2	7	1	0	2	0	0	0	1	4-5	35-15	14	3.91
*May 11	at Ole Miss	8.0	13	8	7	1	7	3	0	2	0	0	1	0	3-8	35-16	14	3.98
*May 12	at Ole Miss	8.0	12	10	10	4	4	4	0	1	1	0	2	1	3-10	35-17	14	4.11
*May 15	at Troy	8.0	12	9	9	4	8	4	0	1	1	0	2	1	5-9	35-18	14	4.22
*May 17	LSU	9.0	9	4	2	2	6	2	0	1	0	0	0	1	11-4	36-18	15	4.17
*May 18	LSU	9.0	11	6	6	3	14	3	0	0	1	0	0	0	2-6	36-19	15	4.21
*May 19	LSU	9.0	9	5	3	1	12	2	0	2	0	0	0	0	14-5	37-19	15	4.19
May 22	vs Kentucky	11.0	11	3	3	5	9	2	0	1	0	0	1	2	4-3	38-19	15	4.15
May 23	vs Ole Miss	9.0	7	3	1	3	5	2	0	0	0	0	0	1	9-3	39-19	16	4.09
May 24	vs Texas A&M	8.0	8	4	4	0	7	1	0	0	2	0	0	2	2-4	39-20	16	4.10
May 25	vs Ole Miss	9.0	10	7	7	4	14	1	0	3	1	0	0	0	0-7	39-21	16	4.15
Jun 01	vs Northeastern	9.0	9	4	3	2	4	2	0	1	0	0	0	0	13-4	40-21	17	4.13
Jun 02	vs ARMY	9.0	6	1	1	2	14	2	0	1	0	0	0	0	12-1	41-21	17	4.08
Jun 03	at NC State	9.0	10	7	7	4	10	3	1	1	0	0	1	1	15-7	42-21	17	4.12
Jun 09	at Florida	8.0	10	8	8	4	9	1	0	2	1	0	1	0	2-8	42-22	17	4.19
Jun 10	vs Florida	9.0	7	2	2	5	4	2	0	1	0	0	3	0	3-2	43-22	17	4.16
Jun 11	at Florida	10.0	6	3	3	5	10	2	0	2	0	0	2	2	1-3	43-23	17	4.13
Totals		579.0	545	299	266	223	595	127	11	54	36	6	34	42	3 467-299	43-23	17	4.13

AUBURN STARTING PITCHER BREAKDOWN

Starter	GS	Quality Starts	Run Support	RS/Start	Auburn Record
C. Mize	17	10	77	4.5	10-7
T. Burns	17	6	61	3.6	11-6
D. Daniel	10	1	46	4.6	6-4
A. Mitchell	10	1	50	5.0	7-3
J. Owen	7	0	21	3.0	4-3
R. Hoerter	2	0	4	2.0	2-0
R. Watson	2	0	1	0.5	2-0
C. Coker	1	0	3	3.0	1-0

Auburn Overall Rankings			Auburn SEC-Only Rankings		
Category	Rank	No.	Category	Rank	No.
ERA	8th	4.13	ERA	6th	4.48
Opp BA	8th	.248	Opp BA	5th	.256
Hits Allowed	T-11th	545	Hits Allowed	6th	255
Walks	8th	223	Walks	2nd	95
Strikeouts	3rd	595			

HITTING NOTES

2018 MULTI-HIT GAMES

	2	3	4	5+	Total
Jay Estes	20	5	-	-	25
Brendan Venter	16	6	2	-	24
Will Holland	16	6	1	-	23
Josh Anthony	13	4	1	-	18
Edouard Julien	12	4	-	-	16
Steven Williams	7	6	3	-	16
Luke Jarvis	12	3	-	-	15
Brett Wright	12	2	-	-	14
Conor Davis	11	2	-	-	13
Judd Ward	5	-	-	-	5
Jeremy Johnson	1	1	-	-	2
Dylan Ingram	1	-	-	-	1

CAREER MULTI-HIT GAMES

	2	3	4	5+	Total
Jay Estes	35	9	-	-	44
Josh Anthony	28	6	2	-	36
Will Holland	20	7	1	-	28
Luke Jarvis	21	6	1	-	28
Conor Davis	22	4	-	-	26
Brendan Venter	16	6	2	-	24
Steven Williams	7	6	3	-	16
Edouard Julien	12	4	-	-	16
Brett Wright	12	2	-	-	14
Dylan Ingram	10	3	-	-	13
Jeremy Johnson	3	2	-	-	5
Bowen McGuffin	3	2	-	-	5
Judd Ward	5	-	-	-	5
Mike Rojas	1	-	-	-	1

2018 MULTI-RBI GAMES

	2	3	4	5+	Total
Edouard Julien	5	7	6	-	18
Will Holland	10	4	1	-	15
Steven Williams	8	4	2	1	15
Brett Wright	7	4	1	-	12
Conor Davis	7	2	1	1	11
Brendan Venter	4	4	1	2	11
Josh Anthony	7	1	1	1	10
Luke Jarvis	6	2	1	-	9
Jay Estes	6	-	-	-	6
Jeremy Johnson	3	-	-	-	3
Judd Ward	2	-	-	-	2
Dylan Ingram	1	-	-	-	1

CAREER MULTI-RBI GAMES

	2	3	4	5+	Total
Josh Anthony	15	3	2	1	21
Will Holland	10	7	2	-	19
Conor Davis	11	4	2	1	18
Edouard Julien	5	7	6	-	18
Luke Jarvis	9	4	1	1	15
Steven Williams	8	4	2	1	15
Jay Estes	14	-	-	-	14
Brett Wright	7	4	1	-	12
Brendan Venter	4	4	1	2	11
Dylan Ingram	3	4	2	-	9
Jeremy Johnson	4	1	-	-	5
Judd Ward	2	-	-	-	2
Mike Rojas	-	1	-	-	1

CAREER STARTS

	Career	Consec.
Josh Anthony	125	28
Jay Estes	123	58
Luke Jarvis	106	13
Will Holland	106	33
Conor Davis	85	-
Dylan Ingram	69	-
Brendan Venter	65	63
Steven Williams	65	65
Edouard Julien	59	38
Brett Wright	59	44
Bowen McGuffin	32	-
Jeremy Johnson	22	-
Judd Ward	21	1
Mike Rojas	5	-

TEAM NOTES

Auburn Overall SEC Rankings			Auburn SEC-Only Rankings		
Category	Rank	No.	Category	Rank	No.
Avg.	7th	.282	Avg.	9th	.256
Hits	4th	626	Hits	10th	251
2B	4th	124	2B	10th	42
BB	1st	309	BB	5th	119
Sac Flies	6th	26	Sac flies	7th	9

2018 AUBURN HOME RUNS

No.	Player (#)	Opponent (Date)	On	Outs	Inn.	Pitcher
1	Brett Wright (1)	Longwood (2/16)	0	1	8th	Gregory (L)
2	Steven Williams (1)	Longwood (2/17)	2	2	1st	Boydston (R)
3	Brendan Venter (1)	Longwood (2/17)	2	2	2nd	Boydston (R)
4	Will Holland (1)	Longwood (2/17)	1	2	3rd	Moxey (R)
5	Brett Wright (2)	Bryant (2/23)	0	1	4th	Theetge (L)
6	Steven Williams (2)	Bryant (2/23)	2	2	4th	Snyder (L)
7	Brendan Venter (2)	Bryant (2/24)	0	1	8th	Lacey (R)
8	Luke Jarvis (1)	at South Alabama (2/27)	2	1	8th	Lambert (R)
9	Edouard Julien (1)	vs. BYU (3/2)	2	1	2nd	Wood (R)
10	Edouard Julien (2)	vs. BYU (3/3 - G1)	3	1	7th	Burrup (L)
11	Josh Anthony (1)	at UAB (3/6)	2	2	7th	Cordrey (R)
12	Brett Wright (3)	at UAB (3/6)	2	1	8th	Harris (L)
13	Brendan Venter (3)	vs. Northeastern (3/9)	1	1	1st	Christian (R)
14	Brendan Venter (4)	vs. Northeastern (3/10 - G1)	0	2	1st	Brown (R)
15	Brett Wright (4)	vs. Northeastern (3/10 - G1)	1	2	1st	Brown (R)
16	Steven Williams (3)	vs. Northeastern (3/10 - G1)	1	2	2nd	Brown (R)
17	Josh Anthony (2)	vs. Northeastern (3/10 - G1)	0	0	6th	Stiehl (R)
18	Brett Wright (5)	vs. Northeastern (3/10 - G1)	0	0	6th	Stiehl (R)
19	Edouard Julien (3)	vs. Northeastern (3/10 - G1)	0	1	6th	Stiehl (R)
20	Will Holland (2)	vs. Georgia Tech (3/13)	0	0	2nd	Chapman (R)
21	Will Holland (3)	vs. Texas A&M (3/17)	1	0	5th	Doxakis (L)
22	Steven Williams (4)	vs. Texas A&M (3/17)	3	2	8th	Roa (R)
23	Steven Williams (5)	vs. Texas A&M (3/18)	0	1	6th	Kilkenny (R)
24	Brett Wright (6)	at Kentucky (3/23)	0	0	7th	Hjelle (R)
25	Edouard Julien (4)	vs. Alabama (3/27)	2	1	2nd	Duke (R)
26	Will Holland (4)	vs. Alabama (3/27)	0	2	2nd	Duke (R)
27	Will Holland (5)	vs. Alabama (3/27)	0	0	7th	Vainer (R)
28	Edouard Julien (5)	vs. Missouri (3/30)	0	0	7th	Gubelman (R)
29	Brett Wright (7)	vs. Alabama A&M (4/3)	2	1	1st	Milam (R)
30	Brendan Venter (5)	vs. Alabama A&M (4/3)	0	2	2nd	Milam (R)
31	Edouard Julien (6)	vs. Alabama A&M (4/3)	1	0	6th	Figueroa (R)
32	Edouard Julien (7)	at Arkansas (4/7)	0	2	4th	Knight (R)
33	Steven Williams (6)	at Arkansas (4/6)	0	0	4th	Murphy (L)
34	Brett Wright (8)	at Arkansas (4/7)	0	0	4th	Murphy (L)
35	Will Holland (6)	at Samford (4/10)	0	0	5th	Rich (R)
36	Brendan Venter (6)	vs. Mississippi State (4/15)	2	1	6th	Gordon (R)
37	Steven Williams (7)	at Alabama (4/20)	0	0	4th	Finnerty (R)
38	Edouard Julien (8)	at Alabama (4/20)	2	1	5th	Finnerty (R)
39	Brendan Venter (7)	at Alabama (4/20)	3	2	6th	Vainer (R)
40	Josh Anthony (3)	at Alabama (4/21 - G2)	1	1	4th	Cameron (R)
41	Edouard Julien (9)	at Alabama (4/21 - G2)	2	2	8th	Stutts (R)
42	Steven Williams (8)	vs. Samford (4/24)	1	2	4th	Rude (R)
43	Edouard Julien (10)	at Florida (4/27)	2	1	1st	Kowar (R)
44	Luke Jarvis (2)	at Florida (4/27)	1	1	6th	Baker (L)
45	Edouard Julien (11)	at Florida (4/28)	2	1	1st	Leftwich (R)
46	Brett Wright (9)	vs. Vanderbilt (5/4)	0	2	1st	Fellows (R)
47	Conor Davis (1)	vs. Vanderbilt (5/4)	2	1	5th	Fellows (R)
48	Brendan Venter (8)	vs. Vanderbilt (5/5)	0	0	2nd	Raby (R)
49	Edouard Julien (12)	vs. Vanderbilt (5/5)	3	2	2nd	Raby (R)
50	Brendan Venter (9)	vs. Vanderbilt (5/6)	0	0	5th	Hickman (R)
51	Conor Davis (2)	vs. Vanderbilt (5/6)	2	1	7th	Brown (R)
52	Will Holland (7)	vs. South Alabama (5/8)	0	0	1st	Eiland (R)
53	Brendan Venter (10)	vs. South Alabama (5/8)	1	0	2nd	Eiland (R)
54	Brendan Venter (11)	vs. South Alabama (5/8)	1	0	4th	Eiland (R)
55	Edouard Julien (13)	vs. South Alabama (5/8)	1	0	5th	Michael (R)
56	Steven Williams (9)	at Ole Miss (5/10)	0	0	6th	Rollison (L)
57	Brett Wright (10)	at Ole Miss (5/11)	0	2	4th	Feigl (R)
58	Brendan Venter (12)	at Ole Miss (5/11)	0	0	9th	Feigl (R)
59	Will Holland (8)	at Ole Miss (5/12)	0	0	1st	McArthur (R)
60	Steven Williams (10)	vs. LSU (5/17)	1	2	2nd	Hess (R)
61	Luke Jarvis (3)	vs. LSU (5/19)	2	0	4th	Fontenot (R)
62	Will Holland (9)	vs. LSU (5/19)	1	1	4th	Fontenot (R)
63	Edouard Julien (14)	vs. LSU (5/19)	2	2	6th	Beck (R)
64	Will Holland (10)	vs. LSU (5/19)	1	1	7th	Moffitt (R)
65	Will Holland (11)	vs. Kentucky (5/22)	0	0	1st	Harper (R)
66	Edouard Julien (15)	vs. Ole Miss (5/23)	3	2	9th	Roth (R)
67	Edouard Julien (16)	vs. Northeastern (6/1)	2	2	1st	Brown (R)
68	Steven Williams (11)	vs. Northeastern (6/1)	2	1	4th	Murphy (R)
69	Brett Wright (11)	vs. Army (6/2)	0	0	4th	Burggraaf (R)
70	Josh Anthony (4)	vs. Army (6/2)	0	0	5th	Burggraaf (R)
71	Will Holland (12)	vs. Army (6/2)	0	0	5th	Burggraaf (R)
72	Edouard Julien (17)	at N.C. State (6/3)	1	2	9th	Swiney (L)
73	Steven Williams (12)	vs. Florida (6/10)	0	1	4th	Kowar (R)

AUBURN CAREER HOME RUN BREAKDOWN

	1R	2R	3R	GS	Career	Home	Road	Last
Anthony	3	1	2	--	6	3	3	6/2/18
Davis	--	--	3	--	3	3	--	5/6/18
Estes	1	--	--	--	1	--	1	6/3/17
Holland	8	5	1	--	15	9	7	6/2/18
Ingram	2	2	2	2	8	4	4	5/6/17
Jarvis	2	3	2	1	8	3	5	5/19/18
Julien	3	3	8	3	17	8	9	6/3/18
Venter	6	3	2	1	12	10	2	5/11/18
Williams	5	3	3	1	12	7	5	6/10/18
Wright	8	1	2	--	11	6	5	6/2/18

HITTING STREAKS

	Current	'18	Career
Josh Anthony	-	6	9
Conor Davis	1	3	11
Jay Estes	-	9	9
Cade Evans	1	1	1
Will Holland	2	8	8
Dylan Ingram	-	1	13
Luke Jarvis	2	10	10
Jeremy Johnson	-	2	5
Edouard Julien	-	6	6
Bowen McGuffin	-	1	7
Brett Olson	-	1	1
Mike Rojas	-	1	2
Brendan Venter	1	11	11
Judd Ward	-	3	3
Steven Williams	2	6	6
Brett Wright	1	6	6

REACHED BASE STREAKS

	Current	'18	Career
Josh Anthony	-	12	13
Conor Davis	1	19	19
Jay Estes	-	9	16
Cade Evans	1	1	1
Will Holland	2	18	18
Dylan Ingram	-	5	23
Luke Jarvis	2	10	10
Jeremy Johnson	1	10	10
Edouard Julien	1	14	14
Bowen McGuffin	-	1	7
Brett Olson	-	2	2
Mike Rojas	-	2	3
Brendan Venter	2	14	14
Judd Ward	-	8	8
Steven Williams	6	13	13
Brett Wright	10	14	14

BUNT HITS

Player	No.
Will Holland	7
Jay Estes	3
Judd Ward	3
Josh Anthony	2
Luke Jarvis	1
Edouard Julien	1
TOTAL	17

SAC BUNTS

Player	No.
Will Holland	3
Jay Estes	3
Luke Jarvis	3
Brett Wright	3
Brendan Venter	2
Josh Anthony	1
Dylan Ingram	1
Judd Ward	1
TOTAL	17

SAC FLIES

Player	No.
Josh Anthony	5
Conor Davis	4
Brett Wright	4
Will Holland	4
Brendan Venter	3
Jay Estes	2
Dylan Ingram	2
Steven Williams	2
Edouard Julien	1
TOTAL	26

OUTFIELD ASSISTS

Player	No.
Jay Estes	6
Steven Williams	4
Judd Ward	2
Conor Davis	2
TOTAL	14

PINCH HITS

Player	No.
Judd Ward	3
Edouard Julien	2
Cade Evans	1
Luke Jarvis	1
Jeremy Johnson	1
Brett Olson	1
Mike Rojas	1
TOTAL	10

AUBURN 2019 GAME-BY-GAME STARTING LINEUPS

DATE	OPP	1	2	3	4	5	6	7	8	9	SP
2/15	Georgia Southern										
2/16	Georgia Southern										
2/17	Georgia Southern										
2/19	Alabama A&M										
2/20	Alabama A&M										
2/22	at UCF										
2/23	at UCF										
2/24	at UCF										
3/1	Cincinnati										
3/2	Cincinnati										
3/3	Cincinnati										
3/5	UT Martin										
3/6	UT Martin										
3/8	UTSA										
3/9	UTSA										
3/10	UTSA										
3/12	at South Alabama										
3/15	Tennessee*										
3/16	Tennessee*										
3/17	Tennessee*										
3/19	at UAB										
3/22	at Mississippi State*										
3/23	at Mississippi State*										
3/24	at Mississippi State*										
3/26	vs. Alabama%										
3/29	at South Carolina*										
3/30	at South Carolina*										
3/31	at South Carolina*										
4/2	Georgia Tech										
4/4	Arkansas*										
4/5	Arkansas*										
4/6	Arkansas*										
4/9	Jacksonville State										
4/12	at Texas A&M*										
4/13	at Texas A&M*										
4/14	at Texas A&M*										
4/16	at Georgia Tech										
4/18	Ole Miss*										
4/19	Ole Miss*										
4/20	Ole Miss*										
4/23	at Jacksonville State										
4/25	at Vanderbilt*										
4/26	at Vanderbilt*										
4/27	at Vanderbilt*										
5/3	Alabama*										
5/4	Alabama*										
5/5	Alabama*										
5/7	UAB										
5/10	Georgia*										
5/11	Georgia*										
5/12	Georgia*										
5/14	North Alabama*										
5/16	at LSU*										
5/17	at LSU*										
5/18	at LSU*										

* - SEC Game

% - MAX Capital City Classic (Montgomery, Ala.)

AUBURN 2019 GAME-BY-GAME STARTERS

DATE	OPP	SP	C	1B	2B	3B	SS	LF	CF	RF	DH
2/15	Georgia Southern										
2/16	Georgia Southern										
2/17	Georgia Southern										
2/19	Alabama A&M										
2/20	Alabama A&M										
2/22	at UCF										
2/23	at UCF										
2/24	at UCF										
3/1	Cincinnati										
3/2	Cincinnati										
3/3	Cincinnati										
3/5	UT Martin										
3/6	UT Martin										
3/8	UTSA										
3/9	UTSA										
3/10	UTSA										
3/12	at South Alabama										
3/15	Tennessee*										
3/16	Tennessee*										
3/17	Tennessee*										
3/19	at UAB										
3/22	at Mississippi State*										
3/23	at Mississippi State*										
3/24	at Mississippi State*										
3/26	vs. Alabama%										
3/29	at South Carolina*										
3/30	at South Carolina*										
3/31	at South Carolina*										
4/2	Georgia Tech										
4/4	Arkansas*										
4/5	Arkansas*										
4/6	Arkansas*										
4/9	Jacksonville State										
4/12	at Texas A&M*										
4/13	at Texas A&M*										
4/14	at Texas A&M*										
4/16	at Georgia Tech										
4/18	Ole Miss*										
4/19	Ole Miss*										
4/20	Ole Miss*										
4/23	at Jacksonville State										
4/25	at Vanderbilt*										
4/26	at Vanderbilt*										
4/27	at Vanderbilt*										
5/3	Alabama*										
5/4	Alabama*										
5/5	Alabama*										
5/7	UAB										
5/10	Georgia*										
5/11	Georgia*										
5/12	Georgia*										
5/14	North Alabama*										
5/16	at LSU*										
5/17	at LSU*										
5/18	at LSU*										

* - SEC Game

^ - MAX Capital City Classic (Montgomery, Ala.)

OVERALL STATS



**2018 Auburn Baseball
Overall Statistics for Auburn (as of Jan 23, 2019)
(All games Sorted by Batting avg)**



Record: 43-23 Home: 29-6 Away: 8-15 Neutral: 6-2 SEC: 15-15

Player	avg	gp-gs	ab	r	h	2b	3b	hr	rbi	tb	slg%	bb	hp	so	gdp	ob%	sf	sh	sb-att	po	a	e	fld%	
25 Estes, Jay	.329	66-64	237	52	78	19	0	0	33	97	.409	21	9	33	4	.401	2	3	13-16	128	7	1	.993	
17 Holland, Will	.313	66-65	249	61	78	18	0	12	52	132	.530	28	13	49	3	.406	3	3	9-11	69	151	11	.952	
8 Venter, Brendan	.307	66-65	251	44	77	15	0	12	45	128	.510	19	15	45	4	.385	3	2	1-2	281	48	5	.985	
3 Anthony, Josh	.301	64-63	216	43	65	13	0	4	40	90	.417	33	7	42	7	.402	5	1	7-13	215	80	12	.961	
41 Williams, Steven	.291	65-65	244	54	71	10	1	12	51	119	.488	45	5	50	3	.409	2	0	1-1	147	15	3	.982	
10 Julien, Edouard	.275	62-59	207	47	57	7	0	17	69	115	.556	38	5	79	1	.398	1	0	7-10	20	25	0	1.000	
24 Davis, Conor	.268	53-47	164	26	44	9	0	2	34	59	.360	25	4	40	6	.371	4	0	3-6	71	2	4	.948	
22 Wright, Brett	.258	62-59	209	45	54	14	0	11	45	101	.483	37	10	48	3	.388	4	3	1-4	514	43	8	.986	
9 Jarvis, Luke	.253	60-58	229	49	58	13	2	3	28	84	.367	21	1	64	1	.319	0	3	7-9	84	143	6	.974	

5 Evans, Cade	.333	17-0	3	8	1	0	0	0	0	1	.333	1	0	0	0	.500	0	0	0-0	1	0	1	.500	
1 Ward, Judd	.250	37-21	84	9	21	2	1	0	8	25	.298	9	3	20	0	.344	0	1	0-2	53	2	1	.982	
38 Olson, Brett	.250	4-0	4	0	1	1	0	0	0	2	.500	1	0	0	0	.400	0	0	0-0	1	0	0	1.000	
2 Johnson, Jeremy	.244	26-10	45	14	11	2	0	0	10	13	.289	6	6	6	2	.404	0	0	1-1	32	0	2	.941	
21 Rojas, Mike	.154	17-1	13	2	2	0	0	0	0	2	.154	3	0	4	1	.313	0	0	0-0	23	2	0	1.000	
27 Ingram, Dylan	.125	29-15	56	13	7	1	0	0	7	8	.143	20	6	17	0	.393	2	1	0-0	62	4	1	.985	
19 McGuffin, Bowen	.083	10-2	12	0	1	0	0	0	1	1	.083	2	0	4	0	.214	0	0	0-0	7	0	0	1.000	
Totals	.282	66	2223	467	626	124	4	73	423	977	.439	309	84	501	35	.386	26	17	50-75	1737	593	61	.974	
Opponents	.248	66	2195	299	545	127	11	54	279	856	.390	223	34	595	33	.325	18	22	42-61	1687	541	67	.971	

LOB - Team (508), Opp (456). DPs turned - Team (42), Opp (45). CI - Team (0), Opp (3). IBB - Team (3), Julien, E. 2, Williams, S. 1, Opp (3). Picked off - Julien, E. 2, Holland, W. 1.

(All games Sorted by Earned run avg)

Player	era	w-l	app	gs	cg	sho	sv	ip	h	r	er	bb	so	2b	3b	hr	b/avg	wp	hp	bk	sfa	sha
20 Greenhill, Cody	2.30	6-3	21	0	0	0/2	5	58.2	53	17	15	19	55	10	1	7	.242	3	4	0	0	4
7 Burns, Tanner	3.01	7-4	17	17	0	0/2	0	86.2	73	41	29	37	77	23	1	10	.225	1	0	1	1	2
32 Mize, Casey	3.30	10-6	17	17	3	1/1	0	114.2	84	43	42	16	156	20	1	10	.201	5	5	0	2	4
12 Mitchell, Andrew	4.29	2-2	16	10	0	0/1	0	50.1	42	25	24	21	62	14	2	4	.223	3	4	2	0	1
23 Coker, Calvin	4.78	3-2	29	1	0	0/3	7	58.1	59	33	31	21	54	10	2	6	.261	6	3	0	3	2
13 Daniel, Davis	4.86	3-4	19	10	0	0/1	0	66.2	74	40	36	32	70	17	2	7	.278	3	1	1	1	3

18 Herndon, Corey	2.87	1-0	14	0	0	0/0	0	15.2	13	5	5	11	13	2	0	0	.236	0	2	1	1	1
14 Anderson, Elliott	3.64	5-0	24	0	0	0/1	1	29.2	25	18	12	15	32	8	0	1	.229	4	2	0	3	1
37 Watson, Ryan	4.76	0-0	7	2	0	0/0	0	11.1	13	6	6	5	9	5	0	0	.310	1	1	0	1	1
16 Malczewski, Welby	5.66	4-0	24	0	0	0/0	2	35.0	39	26	22	18	19	7	1	1	.291	2	2	1	3	0
44 Owen, Jack	5.97	2-2	14	7	0	0/0	2	34.2	43	24	23	16	35	5	0	4	.312	4	5	0	0	2
52 Hoerter, Ryan	6.23	0-0	7	2	0	0/0	0	8.2	9	6	6	7	5	0	1	2	.273	4	1	0	2	0
31 Schilleci, Blake	9.53	0-0	6	0	0	0/0	0	5.2	8	6	6	3	3	2	0	2	.333	0	2	0	1	1
4 Glavine, Peyton	27.00	0-0	5	0	0	0/0	0	3.0	10	9	9	2	5	4	0	0	.526	0	2	0	0	0
Totals	4.13	43-23	66	66	3	5/4	17	579.0	545	299	266	223	595	127	11	54	.248	36	34	6	18	22
Opponents	6.31	23-43	66	66	0	2/2	8	562.1	626	467	394	309	501	124	4	73	.282	77	84	9	26	17

PB - Team (12), Wright, B. 6, Williams, S. 4, Rojas, M. 2, Opp (13). Pickoffs - Team (9), Wright, B. 4, Coker, C. 2, Owen, J. 1, Burns, T. 1, Williams, S. 1, Opp (3). SBA/ATT - Wright, B. (32-43), Daniel, D. (9-12), Mize, C. (7-11), Coker, C. (10-10), Williams, S. (6-7), Owen, J. (4-7), Burns, T. (2-4), Watson, R. (1-3), Anderson, E. (1-3), Greenhill, C (2-3), Malczewski (2-3), Herndon, C. (1-2), Rojas, M. (2-2), Mitchell, A. (2-2), Schilleci (1-1).

SEC ONLY STATS



2018 Auburn Baseball
Conference statistics for Auburn (as of Jan 23, 2019)
(SEC games only Sorted by Batting avg)



Record: 15-15 Home: 10-5 Away: 5-10 SEC: 15-15

Player	avg	gp-gs	ab	r	h	2b	3b	hr	rbi	tb	slg%	bb	hp	so	gdp	ob%	sf	sh	sb-att	po	a	e	fld%	
25 Estes, Jay	.315	30-30	108	21	34	5	0	0	11	39	.361	8	3	17	3	.375	1	1	8-10	53	3	0	1.000	
17 Holland, Will	.307	30-29	114	23	35	10	0	4	21	57	.500	9	4	23	0	.375	1	2	2-2	24	67	4	.958	
9 Jarvis, Luke	.282	30-30	110	25	31	7	1	2	13	46	.418	8	0	35	1	.331	0	1	3-3	40	78	3	.975	
3 Anthony, Josh	.257	30-30	101	14	26	4	0	1	11	33	.327	12	2	23	3	.348	0	1	2-4	83	35	6	.952	
41 Williams, Steven	.255	30-30	106	23	27	0	0	6	20	45	.425	25	2	22	1	.403	1	0	1-1	54	4	2	.967	
8 Venter, Brendan	.248	30-30	109	18	27	7	0	5	21	49	.450	8	6	25	2	.328	2	0	0-0	149	21	3	.983	
24 Davis, Conor	.246	21-16	57	9	14	1	0	2	12	21	.368	5	2	12	1	.323	1	0	0-2	29	2	3	.912	
22 Wright, Brett	.238	30-30	105	17	25	6	0	4	22	43	.410	14	4	17	2	.341	3	1	0-2	266	15	7	.976	
10 Julien, Edouard	.200	29-28	95	16	19	1	0	8	27	44	.463	18	1	38	1	.333	0	0	2-3	0	1	0	1.000	

2 Johnson, Jeremy	.250	7-1	8	1	2	0	0	0	2	2	.250	1	1	0	1	.400	0	0	0-0	6	0	0	1.000	
21 Rojas, Mike	.250	6-0	4	1	1	0	0	0	0	1	.250	1	0	0	0	.400	0	0	0-0	9	1	0	1.000	
1 Ward, Judd	.195	18-12	41	5	8	1	1	0	3	11	.268	7	1	7	0	.327	0	1	0-1	37	1	0	1.000	
27 Ingram, Dylan	.125	11-3	16	1	2	0	0	0	0	2	.125	3	1	8	0	.300	0	1	0-0	10	0	0	1.000	
19 McGuffin, Bowen	.000	2-1	4	0	0	0	0	0	0	0	.000	0	0	2	0	.000	0	0	0-0	3	0	0	1.000	
38 Olson, Brett	.000	1-0	1	0	0	0	0	0	0	0	.000	0	0	0	0	.000	0	0	0-0	0	0	0	.000	
5 Evans, Cade	.000	4-0	0	2	0	0	0	0	0	0	.000	0	0	0	0	.000	0	0	0-0	0	0	0	.000	
Totals	.256	30	979	176	251	42	2	32	163	393	.401	119	27	229	15	.350	9	8	18-28	771	261	30	.972	
Opponents	.256	30	996	148	255	65	6	26	140	410	.412	95	10	271	13	.324	9	5	21-25	768	252	23	.978	

LOB - Team (199), Opp (196). DPs turned - Team (16), Opp (21). CI - Team (0), Opp (1). IBB - Team (2), Julien, E. 1, Williams, S. 1, Opp (1). Picked off - Julien, E. 1.

(SEC games only Sorted by Earned run avg)

Player	era	w-l	app	gs	cg	sho	sv	ip	h	r	er	bb	so	2b	3b	hr	b/avg	wp	hp	bks	sfa	sha
20 Greenhill, Cody	2.42	2-2	8	0	0	0/1	2	26.0	24	9	7	9	24	6	0	2	.245	1	2	0	0	1
32 Mize, Casey	3.23	5-4	10	10	2	0/0	0	69.2	55	25	25	7	95	15	1	7	.212	2	2	0	0	2
7 Burns, Tanner	4.08	3-3	10	10	0	0/1	0	46.1	40	30	21	22	46	14	1	8	.227	1	0	1	1	0
12 Mitchell, Andrew	4.62	2-1	8	4	0	0/1	0	25.1	20	13	13	10	29	6	1	1	.213	2	1	1	0	0
13 Daniel, Davis	5.24	1-4	10	6	0	0/1	0	34.1	37	24	20	20	36	11	1	2	.272	3	0	0	1	2
23 Coker, Calvin	6.84	0-1	15	0	0	0/1	3	25.0	31	21	19	10	21	3	1	4	.301	1	2	0	1	0

4 Glavine, Peyton	0.00	0-0	1	0	0	0/0	0	0.1	1	0	0	0	1	0	0	0	.500	0	0	0	0	0
18 Herndon, Corey	3.86	0-0	3	0	0	0/0	0	4.2	5	2	2	4	4	1	0	0	.294	0	0	0	1	0
16 Malczewski, Welby	4.20	2-0	9	0	0	0/0	0	15.0	22	10	7	5	7	5	0	1	.344	0	2	0	2	0
14 Anderson, Elliott	9.00	0-0	8	0	0	0/0	0	5.0	8	5	5	5	4	3	0	0	.381	2	1	0	2	0
37 Watson, Ryan	9.00	0-0	1	0	0	0/0	0	1.0	2	1	1	0	1	1	0	0	.500	0	0	0	0	0
52 Hoerter, Ryan	10.80	0-0	2	0	0	0/0	0	1.2	4	2	2	0	1	0	1	1	.500	1	0	0	1	0
44 Owen, Jack	18.00	0-0	3	0	0	0/0	0	2.0	3	4	4	3	2	0	0	0	.375	0	0	0	0	0
31 Schilleci, Blake	27.00	0-0	1	0	0	0/0	0	0.2	3	2	2	0	0	0	0	0	.600	0	0	0	0	0
Totals	4.48	15-15	30	30	2	2/2	5	257.0	255	148	128	95	271	65	6	26	.256	13	10	2	9	5
Opponents	5.52	15-15	30	30	0	1/1	6	256.0	251	176	157	119	229	42	2	32	.256	33	27	4	9	8

PB - Team (1), Wright, B. 1, Opp (2). Pickoffs - Team (5), Wright, B. 3, Burns, T. 1, Coker, C. 1, Opp (1). SBA/ATT - Wright, B. (19-22), Mize, C. (7-8), Coker, C. (7-7), Daniel, D. (3-4), Rojas, M. (2-2), Malczewski (0-1), Greenhill, C (1-1), Owen, J. (1-1), Watson, R. (0-1), Burns, T. (1-1), Mitchell, A. (1-1).

GAMES SUMMARY



**2018 Auburn Baseball
Games Summary for Auburn (as of Jan 23, 2019)
(All games)**



Score by innings	1	2	3	4	5	6	7	8	9	EX	Total
Auburn	55	50	39	64	54	54	64	69	17	1	467
Opponents	19	24	37	51	41	50	24	29	23	1	299

Record when ...

Overall	43-23	After 6 leading	33-1
Conference	15-15 trailing	8-20
Non-Conference	28-8 tied	2-2
Home games	29-6	After 7 leading	34-1
Away games	8-15 trailing	4-19
Neutral site	6-2 tied	4-2
Day games	25-10	After 8 leading	41-1
Night games	18-13 trailing	1-19
vs Left starter	14-8 tied	0-2
vs Right starter	29-15		
1-Run games	9-7	Hit 0 home runs	11-14
2-Run games	2-3	... 1 home run	15-7
5+Run games	25-10	... 2+ home runs	17-2
Extra innings	1-1		
Shutouts	5-2	Opponent 0 home runs	22-7
	 1 home run	17-7
	 2+ HRs	4-9
Scoring 0-2 runs	1-13	Made 0 errors	18-6
..... 3-5 runs	13-10	... 1 error	16-11
..... 6-9 runs	8-0	... 2+ errors	9-6
..... 10+ runs	21-0		
Opponent 0-2 runs	17-3	Opp. made 0 errors	11-14
..... 3-5 runs	20-8 1 error	18-8
..... 6-9 runs	6-7 2+ errors	14-1
..... 10+ runs	0-5		
Scored in 1st inning	21-3	Out-hit opponent	34-0
Opp. scored in 1st	8-7	Out-hit by opponent	7-19
Scores first	29-9	Hits are tied	2-4
Opp. scores first	14-14		

Record when team scores:

Runs	0	1	2	3	4	5	6	7	8	9	10+
W-L	0-2	0-5	1-6	4-5	5-4	4-1	3-0	3-0	0-0	2-0	21-0

Record when opponent scores:

Runs	0	1	2	3	4	5	6	7	8	9	10+
W-L	5-0	6-0	6-3	4-2	6-1	10-5	1-2	3-2	2-2	0-1	0-5

Record when leading after:

Inn.	1	2	3	4	5	6	7	8
W-L	20-3	25-5	32-3	32-3	32-3	33-1	34-1	41-1

Record when trailing after:

Inn.	1	2	3	4	5	6	7	8
W-L	5-7	4-11	5-13	8-18	9-18	8-20	4-19	1-19

Record when tied after:

Inn.	1	2	3	4	5	6	7	8
W-L	18-13	14-7	6-7	3-2	2-2	2-2	4-2	0-2

Current losing streak: 1
 Longest winning streak: 15
 Longest losing streak: 4

Home attendance : 103340 (33 dates avg = 3131)
 Away attendance : 149147 (29 dates avg = 5143)
 Total attendance: 252487 (62 dates avg = 4072)

TV/RADIO ROSTER



1 JUDD WARD



2 EVERETT LAU




3 DEVIN WARNER




4 RANKIN WOLEY



5 JARRETT EATON



6 MATT SCHEFFLER



7 ED JOHNSON



8 BAILEY HORN



9 RYAN BLISS



10 EDOUARD JULIEN



11 CHASE HALL



12 RYAN HOERTER



13 DAVIS DANIEL



14 ELLIOT ANDERSON



16 KASON HOWELL




17 WILL HOLLAND



18 BROOKS FULLER



19 BRODY MOORE



20 CODY GREENHILL



21 JACKSON HENDERSON



22 FORD LUTTRELL



23 PEYTON GLAVINE




24 CONOR DAVIS



25 DAWSON SWEATT



26 TROY BEARDEN



29 CARSON SKIPPER



31 BLAKE SCHILLECI



32 TANNER BURNS



33 WILL MORRISON



36 KYLE GRAY



37 RYAN WATSON




38 BRETT OLSON




40 GARRETT WADE



41 STEVEN WILLIAMS



43 RICHARD FITTS



44 JACK OWEN



30 BUTCH THOMPSON



35 KARL NONEMAKER



39 GABE GROSS



34 STEVE SMITH