

Ole Miss

BASKETBALL

2018-19 OLE MISS MEN'S BASKETBALL GAME NOTES

Ole Miss Athletics Communications | 908 All-American Dr. | University, MS 38677

MBB Contact: Adam Kuffner | kuffner@olemiss.edu | | 662-915-7031 (o) | 662-816-0497 (c)

Web: OleMissSports.com, OleMissGameday.com | Twitter: @OleMissSports, @OleMissMBB, @RebelCoachDavis

Facebook: Facebook.com/OleMissSports, Facebook.com/OleMissMBB | Instagram: OleMissMBB

2018-19 SCHEDULE

Date	Opponent [TV]	Time/Result
11/2	FAYETTEVILLE STATE (Ex.) [SECN+]	W, 101-52
11/10	WESTERN MICHIGAN [SECN+]	W, 90-64
11/16	at RV/RV Butler [FS2]	L, 76-83
11/20	NICHOLLS [SEC Network]	W, 75-55
11/23	vs. Baylor^ [CBS Sports Network]	W, 78-70
11/24	vs. Cincinnati^ [CBS Sports Network]	L, 57-71
11/28	SAN DIEGO [SECN+]	W, 93-86
12/1	ULM [SECN+]	W, 83-60
12/8	at Illinois State [ESPN+]	W, 81-74
12/12	vs. Southeastern Louisiana@ [SECN+]	W, 69-47
12/16	CHATTAHOOGA [SEC Network]	W, 90-70
12/21	vs. Middle Tennessee\$	W, 74-56
12/29	FLORIDA GULF COAST [SECN+]	W, 87-57
1/5	at Vanderbilt* [SEC Network]	W, 81-71
1/9	#11/10 AUBURN* [ESPN2]	W, 82-67
1/12	at #14/14 Mississippi State* [CBS]	W, 81-77
1/15	RV/RV LSU* [SEC Network]	L, 69-83
1/19	ARKANSAS* [SEC Network]	W, 84-67
1/22	at Alabama* [ESPNU]	L, 53-74
1/26	#24/25 IOWA STATE% [ESPN]	L, 73-87
1/30	at Florida* [SEC Network]	L, 86-90 (OT)
2/2	#22/21 MISSISSIPPI ST.* [SEC Network]	L, 75-81
2/6	TEXAS A&M* [SEC Network]	W, 75-71
2/9	at Georgia* [SEC Network]	W, 80-64
2/13	at RV/RV Auburn* [SEC Network]	7:30 p.m.
2/16	MISSOURI [SEC Network]	2:30 p.m.
2/19	at South Carolina* [SEC Network]	6 p.m.
2/23	GEORGIA* [SEC Network]	2:30 p.m.
2/27	TENNESSEE* [SEC Network]	6 p.m.
3/2	at Arkansas* [SEC Network]	12 p.m.
3/5	KENTUCKY* [ESPN2/U/SEC Network]	8 p.m.
3/9	at Missouri [SEC Network]	2:30 p.m.
3/13-17	SEC Tournament [Nashville, Tenn.]	TBA

* SEC Game | Ranking: AP/USA TODAY Coaches | All Times CT
^ Emerald Coast Classic (Destin, Fla.)

@ Game at Mississippi Coliseum in Jackson, Miss.

\$ Game at Bridgestone Arena in Nashville, Tenn.

% Big 12/SEC Challenge



RV/RV Auburn
TIGERS
(16-7, 5-5 SEC)

Head Coach: Bruce Pearl
Career: 548-214/24th
At AU: 86-69/5th

GAME 24

Date: Wednesday Feb. 13, 2019

Time: 7:30 p.m. CT

Location: Auburn, Ala.

Arena: Auburn Arena (9,121)

Television: SEC Network

Mike Morgan, play-by-play

Barry Booker, analyst

Radio: Ole Miss Sports Network

David Kellum, play-by-play

Marc Dukes, analyst

Live Video: WatchESPN.com

Live Audio: OleMissSports.com

Series: Auburn leads 77-59

Last Meeting: Ole Miss won 82-67

Jan. 9, 2019

Oxford, Miss.



NR/RV Ole Miss
REBELS
(16-7, 6-4 SEC)

Head Coach: Kermit Davis
Career: 485-270/24th
At OM: 16-7/1st

TIPOFF TIDBITS

- The Rebels are receiving votes in the USA TODAY Coaches Poll.
- Ole Miss has won 11 of the last 13 matchups versus Auburn.
- The 82-67 victory over the then-No. 10 Tigers last month at The Pavilion (Jan. 9) was the Rebels' first win over a top-10 opponent since beating No. 10 Missouri 63-49 at home during the 2012-13 season (Jan. 12, 2013).
- The Rebels held Auburn to their lowest point total (67) and lowest field goal percentage (32.8) in the first meeting, marks that still stand to this point of the season.
- **Terence Davis** is averaging 19.2 ppg over his past five games against Auburn, including a 27-point outburst in the last matchup.
- The Rebels are over .500 through the first 10 games of SEC play for the first time since the 2014-15 season (7-3), the last time they made the NCAA Tournament.
- Ole Miss enters Wednesday's game ranked No. 36 in the NET after back-to-back wins over Texas A&M and Georgia.
- The Rebels lead the SEC and rank ninth nationally in free throw percentage (77.0); Ole Miss has shot over 85.0 percent from the free throw line in eight games this season, including 93.0 percent-or-better in three games.
- **Breoin Tyree** is averaging 24.0 ppg over the last five games, reaching the 20-point plateau in each game to become the first Rebel to record five straight 20-point games since Stefan Moody (14 in the 2015-16 season).
- Tying his career high with 31 points in the win at Georgia, **Breoin Tyree** became the 40th Rebel in school history to score 1,000 career points.
- The duo of **Terence Davis** and **Breoin Tyree** account for 44.6 percent of the Rebels' scoring, the second-highest scoring pair in the SEC; they have combined for 53.5 percent of the scoring over the past five games.
- **Terence Davis** and **Breoin Tyree** are the first two teammates to score 1,000 career points for Ole Miss since Marshall Henderson and Jarvis Summers took the court as 1,000-point scorers (2013-14).
- **Breoin Tyree** is the only player in the SEC to rank in the conference's top 10 in scoring (2nd-18.5 ppg), free throw percentage (4th-84.5), field goal percentage (6th-48.3) and three-pointers made (7th-2.2 per game).

OLE MISS STYLE GUIDE

NAME

Ole Miss (preferred)
University of Mississippi
~~Mississippi~~

NICKNAME






Rebels











MASCOT



TONY

PROJECTED OLE MISS STARTERS

	PTS	REB	AST	STL	FG%	FT%
 G 2 DEVONTAE SHULER 6-2 192 So. Irmo, S.C.	9.3	4.1	3.1	1.7	44.8	84.4
 G 4 BREEIN TYREE 6-2 195 Jr. Somerset, N.J.	18.5	3.1	2.7	1.0	48.3	84.5
 G 3 TERENCE DAVIS 6-4 205 Sr. Southaven, Miss.	16.2	6.3	3.6	1.7	47.4	76.9
 G/F 0 BLAKE HINSON 6-7 229 Fr. Deltona, Fla.	8.9	3.0	1.4	0.7	41.6	72.5
 C 13 DOMINIK OLEJNICZAK 7-0 260 Jr. Torun, Poland	6.1	3.3	1.0	0.6	58.6	77.4

0		BLAKE HINSON 6-7 229 Fr. Deltona, Fla. Major: Sports and Rec. Admin.	PTS	REB	AST	STL	FG%	FT%	LAST GAME: Tallied 13 points with the help of going 3 of 5 from beyond the arc NOTES: Has started 22 games ... Scored a career-high 26 points in the win at No. 14 Mississippi State (Jan. 12), the most points by an Ole Miss freshman in a game since Jarvis Summers in 2011 ... Rated the No. 102 player in the country out of HS
G/F			8.9	3.0	1.4	0.7	41.6	72.5	
1		ZACH NAYLOR 6-8 220 Jr. Houston, Texas Major: General Studies	PTS	REB	AST	STL	FG%	FT%	LAST GAME: Played the final minute in the win at Georgia NOTES: Has appeared in 15 of the team's 23 games ... Scored a career-high five points and added three rebounds in the win over FGCU (Dec. 29) ... Two-time all-region honors at Weatherford College and led them in scoring last season (18.2 ppg)
F			0.5	0.8	0.3	0.1	28.6	100.0	
2		DEVONTAE SHULER 6-2 192 So. Irmo, S.C. Major: General Studies	PTS	REB	AST	STL	FG%	FT%	LAST GAME: Recorded eight points and seven rebounds on his 21st birthday NOTES: Ranks fourth in the SEC in steals, seventh in assist/turnover ratio (1.8) and ninth in minutes per game (31.7) ... Seven games with at least three steals ... Scored a career-high 24 points vs. Cincinnati (Nov. 24), named ECC All-Tournament Team
G			9.3	4.1	3.1	1.7	44.8	84.4	
3		TERENCE DAVIS 6-4 205 Sr. Southaven, Miss. Major: General Studies	PTS	REB	AST	STL	FG%	FT%	LAST GAME: Tallied 12 points, five rebounds, four assists and four steals NOTES: Ranks in the SEC's top 10 in steals (4th), field goal percentage (7th), scoring (7th), defensive rebounds (9th) and assists (10th) ... Has three double-doubles this season, all in SEC play ... SEC Player of the Week (Jan. 14) ... Scored 30 points at Butler
G			16.2	6.3	3.6	1.7	47.4	76.9	
4		BREEIN TYREE 6-2 195 Jr. Somerset, N.J. Major: General Studies	PTS	REB	AST	STL	FG%	FT%	LAST GAME: Scored a career-high 31 points, becoming the 40th Rebel to score 1,000 career points and tallied his fifth straight game with at least 20 points NOTES: Ranks in the SEC's top 10 in scoring (2nd), playing time (3rd), free throw percentage (4th), field goal percentage (6th) ... 24.0 ppg over the last five games
G			18.5	3.1	2.7	1.0	48.3	84.5	
5		BRIAN HALUMS 6-5 188 Jr. Hollandale, Miss. Major: General Studies	PTS	REB	AST	STL	FG%	FT%	LAST GAME: Played in the final minute at Georgia, going 0 for 2 at the free throw line NOTES: Played a career-high 11 minutes and scored five points at Alabama (Jan. 22) ... Made his Rebel debut vs. WMU (Nov. 10), scoring a career-high six points in four minutes ... Earned all-state and all-league honors both years at Itawamba CC
G			1.5	0.5	0.2	0.0	21.1	66.7	
10		CARLOS CURRY 6-11 235 Fr. Albany, Ga. Major: Freshman Studies	PTS	REB	AST	STL	FG%	FT%	LAST GAME: Did not play in the win at Georgia NOTES: Will redshirt this season ... Averaged a double-double as a high school senior (15 ppg and 10 rpg) ... Earned all-state honorable mention accolades as well as all-region second team, all-area and defensive player of the year
F			--	--	--	--	--	--	
11		FRANCO MILLER JR. 6-2 202 Fr. Freeport, Bahamas Major: Sports and Rec. Admin.	PTS	REB	BLK	STL	FG%	FT%	LAST GAME: Did not play in the win at Georgia NOTES: Will redshirt this season to recover from a knee injury ... Spent last season at Crestwood Preparatory College in Toronto, Canada ... Averaged 25.8 ppg, 6.0 rpg, 5.2 apg and 3.3 spg ... Broke the 40-point threshold twice throughout the year
G			--	--	--	--	--	--	
12		BRUCE STEVENS 6-8 252 Sr. Louin, Miss. Major: General Studies	PTS	REB	AST	STL	FG%	FT%	LAST GAME: Scored six points and pulled down a season-high nine rebounds NOTES: Ranks second on the team in rebounding ... Has made six starts ... Season highs in points (17), rebounds (8) and minutes (33) in the win over Baylor (Nov. 23) ... Scored a career-high 27 points (13 of 16 from the line) vs. Illinois St. last season
F			8.1	4.3	0.7	0.6	53.1	78.3	
13		DOMINIK OLEJNICZAK 7-0 260 Jr. Torun, Poland Major: General Studies	PTS	REB	BLK	STL	FG%	FT%	LAST GAME: Registered two points, two rebounds and one block in 16 minutes NOTES: Averaging 6.7 ppg over the last 17 games after averaging 4.3 ppg through the first six games ... Leads the team in blocks ... Scored a season-high 13 points in the win over Arkansas (Jan. 19) ... Played in FIBA World Cup qualifying last summer
C			6.1	3.3	1.0	0.6	58.6	77.4	
14		KJ BUFFEN 6-7 220 Fr. Gainesville, Ga. Major: Freshman Studies	PTS	REB	BLK	STL	FG%	FT%	LAST GAME: Scored four points and grabbed four rebounds in 15 minutes NOTES: Scored a career-high 17 points and went 8 for 8 at the free throw line at Florida (Jan. 30) ... Has come off the bench in 22 games, but made a start versus No. 21 Mississippi State (Feb. 2) ... Ranks second on the team in rebounds, third in blocks
F			6.1	4.3	0.6	0.7	46.9	65.7	
15		LUIS RODRIGUEZ 6-6 202 Fr. Los Angeles, Calif. Major: Sports and Rec. Admin.	PTS	REB	AST	BLK	FG%	FT%	LAST GAME: Had one assist and one steal in two minutes NOTES: Has played in 18 games this season ... Scored a career-high seven points in a career-high 18 minutes at Alabama (Jan. 22) ... Rated a 4-star small forward and the No. 1 player out of the state of Connecticut (No. 143 nationally) by 247Sports
G/F			1.2	1.1	0.8	0.3	44.4	83.3	
20		D.C. DAVIS 5-11 185 Sr. Purvis, Miss. Major: General Studies	PTS	REB	AST	STL	FG%	FT%	LAST GAME: Tallied four points, three assists and two rebounds in 15 minutes NOTES: Earned a start vs. Arkansas, scoring seven points with a career-high four assists in a career-high 27 minutes (Jan. 19) ... Scored a career-high 12 points on a perfect 4 of 4 shooting vs. WMU (Nov. 11) ... Former walk-on that earned a scholarship
G			2.7	1.5	0.9	0.3	43.2	70.8	
30		ANTONIO MORGANO 5-10 173 So. Morgantown, W. Va. Major: Political Science	PTS	REB	AST	STL	FG%	FT%	LAST GAME: Did not play in the win at Georgia NOTES: Has appeared in six games this season ... Scored two points vs. FGCU (Dec. 29), his first points as a Rebel, making a bucket in the last minute ... Played in one game last season ... Led Morgantown HS to a 27-0 record and state championship
G			0.3	0.2	0.0	0.0	50.0	--	
33		JOHN MCBRIDE 6-5 216 Fr. Memphis, Tenn. Major: Accountancy	PTS	REB	BLK	STL	FG%	FT%	LAST GAME: Did not play in the win at Georgia NOTES: Walk-on ... Tabbed first team all-state (Division II-AA) by the Tennessee Sports Writers Association after averaging 18.6 points per game, 7.9 rebounds per game and 3.0 assists per game as a senior ... Named Division II-AA Co-MVP
G			--	--	--	--	--	--	

CAREER RECORD AS A HEAD COACH (ALL DIVISIONS):

485-270 (.642 pct. / 24 seasons)

CAREER RECORD AS A HEAD COACH (DIVISION I):

419-245 (.631 pct. / 21 seasons)

COACHING HONORS


- 1989 Big Sky Coach of the Year (league)
- 1990 Big Sky Coach of the Year (league)
- 2003 Sun Belt Coach of the Year (league)
- 2008 Sun Belt Coach of the Year (Colleg Insider.com)
- 2010 Sun Belt Coach of the Year (Colleg Insider.com)
- 2012 Sun Belt Coach of the Year (league, Colleg Insider.com)
- 2012 NABC District 24 Coach of the Year
- 2013 Sun Belt Coach of the Year (league, Colleg Insider.com)
- 2016 Daily News Journal Sportsperson of the Year
- 2017 Conference USA Coach of the Year (league)
- 2017 NABC District 11 Coach of the Year
- 2017 TSWA Coach of the Year

**COACHING CAREER**

Season	School	Position	Record/Postseason
1984-85	Southwest Mississippi CC	Head Coach	17-9
1985-86	Southwest Mississippi CC	Head Coach	22-11
1986-87	Idaho	Assistant Coach	16-14
1987-88	Idaho	Assistant Coach	19-11
1988-89	Idaho	Head Coach	25-6/NCAA First Round
1989-90	Idaho	Head Coach	25-6/NCAA First Round
1990-91	Texas A&M	Head Coach	8-21
1991-92	Chipola	Associate Head Coach	
1992-93	Chipola	Associate Head Coach	
1993-94	Chipola	Head Coach	27-5/State Semifinals
1994-95	Utah State	Associate Head Coach	21-8/NIT
1995-96	Utah State	Associate Head Coach	18-15
1996-97	Idaho	Head Coach	13-17
1997-98	LSU	Associate Head Coach	9-18
1998-99	LSU	Associate Head Coach	12-15
1999-2000	LSU	Associate Head Coach	28-6/NCAA Sweet Sixteen
2000-01	LSU	Associate Head Coach	13-16
2001-02	LSU	Associate Head Coach	19-15/NIT Second Round
2002-03	Middle Tennessee	Head Coach	16-14
2003-04	Middle Tennessee	Head Coach	17-12
2004-05	Middle Tennessee	Head Coach	19-12
2005-06	Middle Tennessee	Head Coach	16-12
2006-07	Middle Tennessee	Head Coach	15-17
2007-08	Middle Tennessee	Head Coach	17-15
2008-09	Middle Tennessee	Head Coach	18-14
2009-10	Middle Tennessee	Head Coach	19-14/CIT First Round
2010-11	Middle Tennessee	Head Coach	16-16
2011-12	Middle Tennessee	Head Coach	27-7/NIT Quarterfinals
2012-13	Middle Tennessee	Head Coach	28-6/NCAA First Four
2013-14	Middle Tennessee	Head Coach	24-9
2014-15	Middle Tennessee	Head Coach	19-17/CIT First Round
2015-16	Middle Tennessee	Head Coach	25-10/NCAA Second Round
2016-17	Middle Tennessee	Head Coach	31-5/NCAA Second Round
2017-18	Middle Tennessee	Head Coach	25-8/NIT Second Round
2018-19	Ole Miss	Head Coach	16-7

EDUCATION: Bachelor's (1982); Master's (1984) - Mississippi State**FASTBREAK FACTS ON KERMIT DAVIS**

- Ranks 134th all-time in career wins and 31st among active head coaches
- Nine seasons of 24 or more wins as a head coach
- Eight-time conference coach of the year
- First coach in Ole Miss history to win his first three SEC games
- Second coach in Ole Miss history to win 13 of his first 15 games as the Rebels' head coach
- Winningest head coach in Middle Tennessee history
- Winningest head coach in Sun Belt Conference history
- Coached Middle Tennessee to 179 wins in the last seven seasons, the most by any school in the state of Tennessee during that span
- Won nine conference championships (seven regular season, two conference tournaments) at Middle Tennessee over the past nine seasons
- Last season, led the Blue Raiders to a nation-best 12 road wins as Middle Tennessee went 12-2 in true road games
- Coached one of the biggest upsets in NCAA Tournament history, leading No. 15 seed Middle Tennessee to a win over No. 2 seed Michigan State in the 2016 NCAA Tournament
- One year later, led Middle Tennessee back to the NCAA Tournament as a No. 12 seed, where they beat No. 5 seed Minnesota
- Other wins over Power 5 schools include Auburn, Ole Miss, Tennessee, UCLA and Vanderbilt
- As a head coach, has led his teams to 14 conference championships (10 regular season, four conference tournaments)
- Serving as associate head coach, helped Utah State and LSU earn conference titles; took LSU to the Sweet 16 to conclude a 28-6 campaign
- Inducted into the Southwest Mississippi College Hall of Fame in October 2018
- Youngest Division I head coach in the nation at Idaho at age 28
- Youngest junior college coach in the nation at Southwest Mississippi at age 24
- He and his wife Betty have two daughters, Ally and Claire

*Coach Davis' full bio can be found on OleMissSports.com

OLE MISS QUICK FACTS

Name...Ole Miss (The University of Mississippi)
Nickname..... Rebels
Location..... Oxford, Mississippi
Founded..... November 6, 1848
Enrollment..... 23,258
School Colors..... Cardinal Red and Navy Blue
Mascot..... Rebel
Interim Chancellor..... Larry D. Sparks
Faculty Representative..... Dr. Ron Rychlak
Athletics Director..... Ross Bjork
Conference..... Southeastern (SEC)
2017-18 Record..... 12-20
SEC Record/Finish..... 5-13/14th SEC
Postseason..... N/A
Lettermen Returning/Lost..... 7/8
Starters Returning/Lost..... 3/2
Newcomers..... 8

MEDIA SERVICES

CREDENTIALS

Please contact the Athletics Communications Office for game credentials. Requests for credentials should be emailed to Adam Kuffner (kuffner@olemiss.edu) and will be limited to working members of the media. Credentials will be held at the will-call table located at the media entrance on the southwest corner of The Pavilion at Ole Miss.

Priority will be given to media representatives that cover Ole Miss Basketball on a regular basis. Credentials are non-transferable. Unauthorized use is strictly prohibited.

INTERVIEW POLICY

All interview requests — coaches and players — **MUST** be coordinated through the Communications Office. During the week, head coach Kermit Davis and Rebel players will generally be available for interviews at the Tuohy Center or The Pavilion before practice on Mondays, unless arranged otherwise. Please email or text your player requests to Adam Kuffner by 1 p.m. of the day prior to interviews. There will be no gameday player interviews until after the game.

PRACTICE POLICY

Some Ole Miss basketball practices may be opened to the media. If you would like to attend, contact Adam Kuffner for availability and more information.

WEEKLY TELECONFERENCE

The Southeastern Conference conducts teleconferences 2-3 times per month with all 14 men's basketball head coaches beginning in January and running through the end of the season. Contact the SEC Media Relations office or the Ole Miss Athletics Communications office for dates and times.

PARKING

Media parking is located in the garage or at the Ole Miss Track Complex. Media members should request parking in advance. Media members that attend practices, press conferences and other on-campus events during the week should make arrangements with campus parking by visiting olemiss.edu/parking/media.html.

POSTGAME INTERVIEWS

Both team locker rooms are CLOSED to the media following the game, by facility policy. Visiting coach and player interviews will address the media in the media workroom following a cooling off period approximately 10 minutes after the game. Ole Miss head coach Kermit Davis and selected Ole Miss players will address the media following the visiting team.

MAKING THE MARCH TOWARDS MARCH MADNESS

In the first year under head coach **Kermit Davis**, the Rebels are making their presence known in early conversations regarding the NCAA Tournament. In the new NET, a metric the NCAA Tournament Selection Committee looks at to determine at-large berths, Ole Miss is ranked 36th with three Quadrant 1 victories and three Quadrant 2 wins. The Rebels have played 10 Quadrant 1 games thus far, ranking second in the SEC behind Texas A&M (11). According to ESPN Bracketologist Joe Lunardi, Ole Miss is a No. 8 seed (Feb. 8). CBS Sports Bracketologist Jerry Palm has the Rebels as a No. 9 seed in his current NCAA Tournament projections (Feb. 11). Andy Katz of NCAA.com has Ole Miss projected to be a No. 11 seed come March (Feb. 9). The Rebels will look to remain on the right side of the bubble as March nears.

SEC LEADERS

- Ole Miss leads the SEC in free throw shooting (77.0 percent).
- **Breein Tyree** ranks second in scoring (18.5 ppg), third in playing time (33.4 minutes per game), fourth in free throw percentage (84.5 percent), sixth in field goal percentage (48.3 percent) and seventh in three-pointers made (2.2 per game).
- Tyree is the only player in the SEC to rank in the conference's top 10 in scoring, free throw percentage, field goal percentage and threes made.
- Tyree is one of three SEC players (Grant Williams-Tennessee, Quindary Weatherspoon-MSU) to rank in the conference's top 10 in scoring, field goal percentage and free throw percentage.
- In SEC games only, Tyree ranks second in playing time (35.5 minutes per game).
- **Terence Davis** ranks fourth in steals (1.7), seventh in scoring (16.2 ppg) and field goal shooting (47.4 percent), ninth in defensive rebounds (4.8 rpg) and 10th in assists (3.6 per game).
- Averaging 7.7 rpg in SEC games, Davis ranks fifth in the conference; his 6.0 defensive rebounds per game in SEC play rank second.
- **Devontae Shuler** ranks fourth in steals (1.8 per game), seventh in assist/turnover ratio (1.8) and ninth in playing time (31.7 minutes per game).

COMPARING THE TEAMS

Statistic	Ole Miss	Auburn
Scoring Offense	77.9	83.6
Scoring Defense	70.7	68.9
Scoring Margin	+7.3	+14.7
Field Goal Pct.	.473	.460
Opp. Field Goal Pct.	.430	.426
3-Point Pct.	.366	.377
Opp. 3-Point Pct.	.369	.348
Free Throw Pct.	.770	.694
Rebounds Per Game	35.7	37.3
Opp. Rebounds Per Game	32.0	34.5
Rebound Margin	+3.8	+2.8
Assists Per Game	14.9	15.7
Turnovers Per Game	13.2	13.3
Opp. Turnovers Per Game	14.9	18.5
Turnover Margin	+1.7	+5.2
Steals Per Game	7.7	9.2
Blocks Per Game	3.6	5.3

OLE MISS REBEL ROSTER

No.	Name	Pos.	Ht.	Wt.	Yr.	Hometown (High School/Other School)
0	Blake Hinson	G/F	6-7	229	Fr.	Deltona, Fla. (Sunrise Christian Academy (Kan.))
1	Zach Naylor	F	6-8	220	Jr.	Houston, Texas (Weatherford College)
2	Devontae Shuler	G	6-2	192	So.	Irmo, S.C. (Oak Hill Academy)
3	Terence Davis	G	6-4	205	Sr.	Southaven, Miss. (Southaven)
4	Breein Tyree	G	6-2	195	Jr.	Somerset, N.J. (St. Joseph HS)
5	Brian Halums	G	6-5	188	Jr.	Hollandale, Miss. (Itawamba CC)
10	Carlos Curry	F	6-11	235	Fr.	Albany, Ga. (Dougherty Comprehensive)
11	Franco Miller Jr.	G	6-2	202	Fr.	Freeport, Bahamas (Crestwood Prep (Canada))
12	Bruce Stevens	F	6-8	252	Sr.	Louin, Miss. (Jones County JC)
13	Dominik Olejniczak	C	7-0	260	Jr.	Torun, Poland (Drake)
14	KJ Buffen	F	6-7	220	Fr.	Gainesville, Ga. (Gainesville)
15	Luis Rodriguez	G/F	6-6	202	Fr.	Los Angeles, Calif. (Woodstock Academy (Conn.))
20	D.C. Davis	G	5-11	185	Sr.	Purvis, Miss. (Jones County JC)
30	Antonio Morgano	G	5-10	173	So.	Morgantown, W. Va. (Morgantown)
33	John McBride	G	6-5	216	Fr.	Memphis, Tenn. (Memphis University School)

Head Coach:

Kermit Davis (Mississippi State, 1982), First Season

Assistant Coaches:

Win Case (University of Science and Arts of Oklahoma, 1986), First Season

Ronnie Hamilton (Duke, 2002), First Season

Levi Watkins (NC State, 2005), First Season

Coordinator of Basketball Operations: Thomas Gray

PRONUNCIATIONS

KJ BUFFEN	BUFF-en
Brian HALUMS	HAY-lums
DOMINIK OLEJNICZAK	DAH-mih-nick oh-la-NEE-check
DEVONTAE SHULER	duh-VON-tay SHOO-ler

REBELS RECEIVING VOTES

Ole Miss is receiving votes in the USA TODAY Coaches Poll for the third consecutive week. The Rebels were ranked 20th in both polls Jan. 21, appearing in the top 20 for consecutive weeks for the first time since exactly 11 years ago during the 2007-08 season (Jan. 14, Jan. 21). With 10 straight wins, including back-to-back wins over top 15 teams, the Rebels found themselves back in the national rankings for the first time in six years (Jan. 14). Prior to that, Ole Miss last cracked the top 25 in 2013 (AP-Jan. 28; Coaches-Feb. 4).

SCOUTING AUBURN

Auburn enters Wednesday's matchup with an 16-7 record, including a 5-5 mark in SEC play. The Tigers had a three-game winning streak snapped Saturday in an 83-78 loss at No. 21 LSU. Auburn is led by strong guard play in Bryce Brown (16.7 ppg) and Jared Harper (15.6 ppg). Brown is making 3.5 three-pointers per game, ranking second in the SEC and 14th nationally. As a team, Auburn leads the conference from long distance by shooting 37.7 percent and making 11.3 three per game (fourth nationally). The Tigers also crack the country's top 10 in turnover margin (3rd+5.2), turnovers forced per game (4th-18.5), steals per game (8th-9.2) and blocks per game (8th-5.3). Bruce Pearl is in his fifth season guiding the Auburn program. He is in his 24th season as a head coach with stops at Southern Indiana (1992-2001), Milwaukee (2001-05) and Tennessee (2005-11) before arriving at Auburn in 2014.

SERIES HISTORY

Auburn leads the all-time series 77-59, but the Rebels have won 11 and the last 13 over the Tigers and 14 of the last 18. Prior to last season's sweep, the Rebels had a 10-game winning streak in the series. It was the longest in school history against an SEC foe, bettering a pair of eight-game streaks against LSU and Mississippi State. During the winning streak, five of the Rebels' victories occurred in Oxford, four in Auburn and one at the SEC Tournament (2012). The Tigers hold a 51-14 advantage in Auburn, but Ole Miss has won four of the last five meetings on The Plains.

LAST TIME WE MET

In front of a rowdy crowd at The Pavilion, senior **Terence Davis** scored 27 points and grabbed 12 rebounds to lead Ole Miss to an 82-67 victory over No. 10 Auburn (Jan. 9). The Rebels controlled the game from the tip, leading throughout to secure their ninth straight win and earn a signature victory in the first SEC home game under head coach **Kermit Davis**. The win gave Ole Miss its longest winning streak since the 2012-13 campaign, and the Rebels improved to 2-0 in SEC play for just the fourth time in the last two decades. It was also Ole Miss' first victory over a top 10 team in six years. **Terence Davis'** double-double led the way, while freshman **KJ Buffen** added 16 points off the bench. **Devontae Shuler** reached double figures as well, tallying 14 points. Junior center **Dominik Olejniczak** recorded 11 points and seven rebounds, helping Ole Miss hold a 45-37 advantage on the boards. The Rebels also dominated the paint by outscoring the Tigers 30-12 in that area.

BIG MEN MAKING BIG FREE THROWS

With the Rebels taking a season-high 37 free throws versus No. 10 Auburn (Jan. 9), 23 of them were attempted by frontcourt members **Dominik Olejniczak** and **KJ Buffen**. Both Rebels set career highs in makes and attempts from the charity stripe as the duo combined to go 17 of 23 (73.9 percent). Olejniczak went 9 of 12 from the line, while Buffen converted 8 of 11.

INDIVIDUAL REBELS VERSUS AUBURN

Terence Davis and **Breoin Tyree** have had some of the biggest games of their careers against the Auburn Tigers. As a sophomore, Davis scored a team-high 26 points as the Rebels rallied from 23 points down in the second half to beat the Tigers 90-84 at The Pavilion (Feb. 11, 2017). At Auburn last year, Tyree tallied 24 points which was a career high at the time (Jan. 9, 2018). He knocked down four three-pointers on the road. In the first matchup this season, Davis produced the Rebels' first double-double of the season with 27 points and 12 rebounds. The senior is averaging 19.2 ppg over the past five games versus Auburn.

TYREE'S CAREER DAY LEADS REBELS TO ROAD WIN

Breoin Tyree broke the 1,000-point threshold en route to a career-high 31 points, leading Ole Miss to an 80-64 victory over Georgia (Feb. 9). The Rebels capped off a perfect week by winning in Athens for the first time in seven years. Ole Miss had three double-figure scorers including Tyree. Freshman **Blake Hinson** added 13 points of his own with three made three-pointers. Senior **Terence Davis** was all over the stat sheet for the second straight game, scoring 12 points with five rebounds, four assists and four steals. **Bruce Stevens** pulled down a season-high nine rebounds to go along with six points, including 4 of 4 from the line. Ole Miss was very active on the defensive end, grabbing 10 steals and forcing 20 turnovers that led to 19 points on the other end. With the help of 13 offensive rebounds, the Rebels held a 21-5 advantage in second chance points.

TYREE REACHES 1,000

Although he didn't need all of his career-high 31 points Saturday to reach the milestone, junior guard **Breoin Tyree** became the 40th Rebel to score 1,000 points at Ole Miss in the win over Georgia. Tyree now has 1,022 career points through 89 games, 14 points away from passing one of his former coaches, Todd Abernethy, on the all-time list. Teammate **Terence Davis** has already reached the historical mark, ranking 17th all-time with 1,384 points. Tyree and Davis are the first Ole Miss duo to take the court as 1,000-point scorers since Jarvis Summers (1,629) and Marshall Henderson (1,293) played together during the 2013-14 season. Last season, Markel Crawford surpassed 1,000 points

BY THE NUMBERS

The Rebels' record is ...

- Overall. 16-7
- SEC Games 6-4
- Streak W2
- Overtime 0-1
- Home Overall (SEC) 9-3 (3-2)
- Road Overall (SEC) 4-3 (3-2)
- Neutral Games (SEC) 3-1 (0-0)
- vs. Ranked Opponents. 2-2

- Day Games 7-2
- Night Games (6 p.m. or later local) 9-5
- November Games 4-2
- December Games 6-0
- January Games 4-4
- February Games 2-1
- March Games 0-0

- Monday Games 0-0
- Tuesday Games 1-2
- Wednesday Games 4-1
- Thursday Games 0-0
- Friday Games 2-1
- Saturday Games 8-3
- Sunday Games 1-0

- Red Jerseys 2-2
- Navy Jerseys 3-1
- White Jerseys 4-2
- Gray Jerseys 6-1
- Powder Blue Jerseys 1-1

Rebels' record when ...

- Leading at the half 14-1
- Tied at the half 0-1
- Behind at the half 2-5

- Scores 90 points or more 3-0
- Scores 80-89 points 8-1
- Scores 70-79 points 4-3
- Scores less than 70 points 1-3

- Out-rebounds opponent 14-3
- Out-rebounded by opponent 2-4
- Ties opponents in rebounds 0-0

- Shoots 50 percent or better 8-0
- Shoots between 40-49 percent 7-5
- Shoots under 40 percent 1-2
- Shoots 40 percent or better from 3-pt. 5-2
- Shoots between 30-40 percent from 3-pt. 10-2
- Shoots under 30 percent from 3-pt. 1-3
- Shoots 70 percent or better from FT line 13-4
- Shoots 60-69 percent from FT line 1-1
- Shoots under 60 percent from FT line 2-2
- Opp. shoots 50 percent or better 0-1
- Opp. shoots 40-49 percent 11-5
- Opp. shoots under 40 percent 5-1
- Opp. shoots 40 percent or better from 3-pt. 4-6
- Opp. shoots between 30-40% from 3-pt. 7-1
- Opp. shoots under 30 percent from 3-pt. 5-0
- Commits 15 turnovers or more 4-4
- Commits less than 15 turnovers 12-3
- Forces 15 turnovers or more 10-2
- Forces less than 15 turnovers 6-5
- Has less (or same) turnovers than opp. 11-2

OLE MISS IN NCAA/SEC STATS

TOP 100

	SEC	NCAA	Category (as of 2/12/19)
Ole Miss	4	76	Assists Per Game (14.9)
Ole Miss	3	48	FG% (47.3)
Ole Miss	1	9	FT% (77.0)
Ole Miss	7	73	Rebounding Margin (+3.8)
Ole Miss	5	68	Scoring Margin (+7.3)
Ole Miss	6	68	Scoring Offense (77.9)
Ole Miss	5	48	Steals Per Game (7.7)
Ole Miss	4	76	3FG% (36.6)
Ole Miss	5	72	Total Steals (178)
Ole Miss	6	91	Turnover Margin (+1.7)
Ole Miss	6	68	Turnovers Forced (15.0)
Tyree	4	67	FT% (84.5)
Tyree	2	81	Scoring (18.5)
Shuler	4	89	Steals Per Game (1.7)
T. Davis	4	89	Steals Per Game (1.7)
Tyree	2	100	Total Points (426)
Shuler	4	91	Total Steals (40)
T. Davis	4	91	Total Steals (40)

SEC STATS

	SEC	Category (as of 2/12/19)
Ole Miss	6	Scoring Offense (77.9)
Ole Miss	6	Scoring Defense (70.7)
Ole Miss	5	Scoring Margin (+7.3)
Ole Miss	1	FT% (77.0)
Ole Miss	3	FG% (47.3)
Ole Miss	9	FG% Defense (43.0)
Ole Miss	4	3FG% (36.6)
Ole Miss	14	3FG Defense (36.9)
Ole Miss	11	Rebounding Off. (35.7)
Ole Miss	2	Rebounding Def. (32.0)
Ole Miss	7	Rebounding Margin (+3.8)
Ole Miss	13	Blocks (3.6)
Ole Miss	5	Assists (14.9)
Ole Miss	5	Steals (7.7)
Ole Miss	6	Turnover Margin (+1.7)
Ole Miss	4	Assist/Turnover Ratio (1.1)
Ole Miss	10	Offensive Rebounds (10.6)
Ole Miss	7	Defensive Rebounds (25.2)
Ole Miss	6	Def. Rebound% (70.5)
Ole Miss	8	Off. Rebound% (33.0)
Ole Miss	5	3FG Made (8.0)
Tyree	2	Scoring (18.5)
T. Davis	7	Scoring (16.2)
T. Davis	15	Rebounds (6.3)
Tyree	6	FG% (48.3)
T. Davis	7	FG% (47.4)
T. Davis	10	Assists (3.6)
Tyree	4	FT% (84.5)
Shuler	4	Steals (1.7)
T. Davis	4	Steals (1.7)
Tyree	7	3FG Made (2.2)
Shuler	7	Assist/Turnover Ratio (1.8)
T. Davis	9	Defensive Rebounds (4.8)
Tyree	3	Minutes (33.4)
Shuler	9	Minutes (31.7)
T. Davis	19	Minutes (30.7)

for his career. However, he recorded the majority of his scoring at Memphis and joined Ole Miss as a graduate transfer for the 2017-18 season.

TYREE ON A TEAR

Junior guard **Breein Tyree** is one the veteran leaders on the floor for Ole Miss. His consistency has allowed him to become the team's leading scorer, averaging 18.5 ppg to rank second in the SEC. It only took Tyree 20 games to pass his point total (347) from last season. He also ranks fourth in the conference in free throw percentage (84.5 percent), sixth in field goal percentage (48.3 percent) and seventh in three-pointers made (2.2 per game), the only conference player to crack the SEC top 10 in scoring and those three shooting categories. The Somerset, New Jersey, native has scored at least 20 points in a team-high 13 games. Over the past five games, Tyree has broken the 20-point plateau each time and is averaging 24.0 ppg. He is the first Rebel to score 20 points in five consecutive games since Stefan Moody had 14 straight 20-point games from Nov. 25, 2015 to Jan. 28, 2016. Opening conference play, he exploded for a career-high 31 points against Vanderbilt (Jan. 5) to earn SEC Player of the Week honors for the first time in his career. He matched his career high in Saturday's win at Georgia (Feb. 9), while eclipsing 1,000 points for his career.

CRASHING THE GLASS

In Saturday's win over the Bulldogs, Ole Miss controlled the boards against the SEC's best rebounding team. The Rebels out-rebounded Georgia 38-32, including 13-9 on the offensive glass. The 13 offensive rebounds led to a 21-5 advantage in second chance points.

STEALS STAT

In the pair of victories last week, the Rebels averaged 12.0 steals per game, leading to 25 ppg off turnovers. Ole Miss recorded 14 steals in the win over the Aggies (Feb. 6), the most by the Rebels in an SEC game since Feb. 14, 2017 versus LSU. Senior **Terence Davis** led the way with a career-high seven steals, the first Rebel to reach that mark since Rasheed Brooks accomplished the feat during the 2017 Valentine's Day win over the Tigers. On Saturday at Georgia, Ole Miss forced 20 turnovers with the help of 10 steals, all of the swipes coming in the first half. Davis once again led the way with four steals. With 11 steals over the past two games, Davis now shares the team lead with **Devontae Shuler** (40) and the pair ranks fourth in the SEC at 1.7 spg. He has 126 steals throughout his career, seven shy of cracking the Ole Miss top 10 steals list.

CONVERTING AT THE CHARITY STRIPE

Shooting 77.0 percent as a team, Ole Miss leads the SEC and ranks ninth nationally in free throw percentage. Seven of the 11 Rebels that have attempted free throws this season are shooting over 75 percent from the stripe. Ole Miss has shot over 85 percent in eight different games this season, including three games of 93 percent-or-better. Throughout the last five games, Ole Miss is 86.3 percent from the line. In the win over Texas A&M (Feb. 6), Ole Miss went 18 of 19 at the line (94.7 percent). It was the Rebels' best free throw percentage in a game since going 22 of 23 (95.7 percent) versus Baylor during the 2016-17 campaign (Jan. 28, 2017). In the Emerald Coast Classic championship game against Cincinnati (Nov. 24), Ole Miss converted 16 of 17 at the line for a 94.1 percent clip. After going 0 for 1 in the first half at Illinois State (Dec. 8), the Rebels went a perfect 14 of 14 over the final 20 minutes to finish the game at 93.3 percent. In the win at Vanderbilt (Jan. 5), Ole Miss went 14 of 15 in the second half to remain in front down the stretch. **Breein Tyree** is an 84.5 percent free throw shooter (93 of 110) to rank fourth in the SEC among qualifiers, while **Devontae Shuler** boasts an 84.4 percent clip (38 of 45).

DYNAMIC DUO

Senior **Terence Davis** and junior **Breein Tyree** have become a dynamic duo in the Ole Miss backcourt, averaging 44.6 percent of the Rebels' scoring this season. Tyree leads the way at 18.5 ppg to rank second in the SEC, while Davis' 16.2 ppg rank seventh. The two Rebels are the second-high scoring duo in the SEC behind No. 1 Tennessee's Grant Williams (19.9 ppg) and Admiral Schofield (16.5 ppg). The pair have combined for 21 20-point games so far this season, including four games in which they both reached the 20-point plateau. Against Florida (Jan. 30), Davis (26) and Tyree (20) combined for 46 of the team's 86 points before tallying 40 of the Rebels' 75 points against No. 21 MSU (Feb. 2). In the victory over Texas A&M (Feb. 6), the duo produced 41 of the Ole Miss' 75 points. They scored 43 of the 80 points in the win at Georgia (Feb. 9) to average 53.5 percent of the scoring over the last five games. They also have three 30-point games to their credit this season, all occurring away from home. Tyree scored a career-high 31 in SEC road victories at Vanderbilt (Jan. 5) and Georgia (Feb. 9), while Davis tallied his season high of 30 at Butler (Nov. 16). Both Rebels also crack the SEC's top 10 in field goal percentage. Tyree leads Ole Miss and is sixth in the conference at 48.3 percent, while Davis ranks seventh at 47.4 percent.

UNDERRATED REBELS

Coming off a season in which they finished 12-20 (5-13 SEC) and last in the conference, the Rebels were predicted to finish 14th in the SEC this year by the media. However, Ole Miss is used to being underrated before the season begins and only took 15 games to surpass last season's win total. With a record of 16-7, the Rebels are off to their best start in five seasons. The 2013-14 team also posted a 16-7 mark through the first 23 games. With a 6-4 mark, Ole Miss is over .500 through 10 SEC games for the first time since 2014-15, the last time the Rebels made the NCAA Tournament. The Rebels have finished above their preseason projection six of the last seven seasons since the league moved away from a divisional format, the outlier being the 2017-18 campaign.

CLIMBING THE CHARTS

Through 111 career games, senior **Terence Davis** has 1,384 points to tie Jack Waters for 17th in Ole Miss history. With a strong finish to the season, he could find himself in the top 10 to end his Rebel career. In his final year on campus, Davis is averaging 16.2 ppg to rank seventh in the conference and shooting at a 47.4 percent clip (seventh in the SEC). The Southaven, Mississippi, native also paces the team in assists (3.6 per game), rebounding (6.3 per game) and steals (1.7). With 12 points at Georgia (Feb. 9), Davis passed Tim Jumper (1,375) and tied Waters. Next on his chase up the Ole Miss scoring chart are Eric Laird (1,421) and Ansu Sesay (1,428). John Stroud, one of the analyst for select games on the Ole Miss Sports Network (radio), is the Rebels' all-time scoring leader with 2,328 points. Davis also ranks seventh all-time in three-pointers attempted (454) and ninth in three-pointers made (154).

STEPPING UP IN SEC PLAY

Several Rebels have stepped up their games at the beginning of conference action. Five Rebels in the regular rotation are scoring at their average or more in SEC play compared non-conference games.

Rebel	Non-Conference	SEC	Season
Breein Tyree	17.7 ppg	19.6 ppg	18.5 ppg
Terence Davis	15.5 ppg	17.1 ppg	16.2 ppg
Blake Hinson	8.8 ppg	9.0 ppg	8.9 ppg
KJ Buffen	5.6 ppg	6.7 ppg	6.1 ppg
Dominik Olejniczak	5.9 ppg	6.3 ppg	6.1 ppg

Tyree has played better in SEC games in all three seasons as a Rebel. Last year, he improved his scoring for the second straight year in conference action, going from 8.3 ppg in non-conference to 12.3 ppg in SEC play. As a freshman, Tyree emerged to rank fourth on the team in scoring at 9.3 ppg in SEC contests, up from his 2.1 ppg before the start of conference play.

Behind Tyree's third-ranked SEC output (19.6 ppg), Davis ranks sixth in scoring (17.1 ppg). Pulling down 6.0 defensive boards per SEC game, the senior ranks second in the conference and is fifth in the SEC with 7.7 rpg. He is also fourth with 2.1 steals per conference game. Meanwhile, Tyree is an 88.2 percent free throw shooter in SEC games, ranking sixth in the conference. He is second in the conference in playing time, averaging 35.5 minutes per game in SEC play.

STAT-STUFFING SHULER

Sometimes the biggest jumps are from one's freshman to sophomore year. After playing in all 32 games last year, primarily coming off the bench, sophomore **Devontae Shuler** has become an important piece in the Ole Miss lineup. Starting 22 games at point guard, he has stuffed box scores by leading the Rebels in steals (1.7 per game). Shuler ranks in the SEC's top 10 in three categories, sitting at fourth in steals as well as seventh in assist/turnover ratio (1.8) and ninth in playing time (31.7 minutes per game). In the Emerald Coast Classic versus Cincinnati (Nov. 24), he tallied a career-high 24 points to best his previous high of 19 last season against South Dakota State. In Jackson, Shuler scored a team-high 19 points to lead the Rebels to a win over Southeastern Louisiana (Dec. 12).

DOUBLE-DOUBLE DAVIS

No Rebel recorded a double-double in any of the first 13 games of the season, but **Terence Davis** has emerged with three in SEC play thus far. The Southaven, Mississippi, native tallied 27 points and 12 rebounds, both team highs, to lead Ole Miss past No. 10 Auburn 82-67 (Jan. 9). The next time Davis took Craddock Court at The Pavilion, he produced another double-double with 21 points and 10 boards against LSU (Jan. 15). At Florida (Jan. 30), he recorded team highs in points (26) and rebounds (12). Davis now has nine double-doubles for his career to pace the Rebels.

OLEJNICZAK'S OUTPUT

Junior center **Dominik Olejniczak** has emerged as a pleasant presence in the paint. After averaging 4.3 ppg in his first year on the court for Ole Miss a season ago, the seven-footer matched that scoring output through the first six games of this season. However, he's increased his average to 6.7 ppg over the last 17 contests with 15 of those games being in the starting lineup. The Torun, Poland, native helped Ole Miss get off to a fast start against Arkansas (Jan. 19), scoring the team's first five points en route to a season-high 13.

A NEW ERA OF OLE MISS BASKETBALL

The 2018-19 season is the dawn of a new era for Ole Miss Basketball. A new head coach took the reins of the program when **Kermit Davis** was hired on March 15, 2018. Davis, the winningest coach in Middle Tennessee history, returns to his home state with years of success. A native of Leakesville, Mississippi, Davis guided the Blue Raiders to league titles in seven of his last nine years in Murfreesboro, between Conference USA and the Sun Belt. Middle Tennessee was one of five programs he led to conference championships in 36 years as an assistant and head coach. An eight-time conference coach of the year, Davis is 31st among active Division I head coaches with 485 career wins (419 in Division I), including stints at MT, Idaho and Texas A&M. He ranks 11th nationally in winning percentage over the last three years and 13th over the last seven.

FAST START FOR KERMIT DAVIS

With the victory over No. 14 Mississippi State (Jan. 12), head coach **Kermit Davis** became the first coach in program history to win his first three SEC games. He was also just the second coach in Ole Miss history to win 13 of his first 15

CAREER RECORDS WATCH**SCORING**

- 2,328 John Stroud (110 games, 1977-80)
- 2,078 Joe Harvell (114 games, 1990-93)
- 2,021 Chris Warren (115 games, 2008-11)
- 1,822 Carlos Clark (118 games, 1980-83)
- 1,805 Elston Turner (113 games, 1978-81)
- 1,785 Justin Reed (122 games, 2001-04)
- 1,682 Keith Carter (117 games, 1996-99)
- 1,629 Jarvis Summers (134 games, 2012-15)
- 1,601 Joe Gibbon (86 games, 1954-57)
- 1,564 Gerald Glass (60 games, 1989-90)
-
- 1,428 Ansu Sesay (110 games, 1995-98)
- 1,421 Eric Laird (110 games, 1982-85)
- 1,384 Jack Waters (71 games, 1959-61)
- 1,384 Terence Davis (111 games, 2016-pres.)**
- 1,375 Tim Jumper (109 games, 1988-91)
- 1,313 Cob Jarvis (68 games, 1952-54)
- 1,294 Stefan Moody (65 games, 2015-16)
- 1,293 Marshall Henderson (66 games, 2013-14)
- 1,286 Jason Smith (118 games, 1996-99)
- 1,274 Zach Graham (135 games, 2008-11)
- 1,273 Sebastian Saiz (129 games, 2014-17)
- 1,259 B.L. "Country" Graham (76 games, 1936-38)
- 1,232 Dwayne Curtis (90 games, 2005-08)
- 1,216 Walter Actwood (103 games, 1974-77)
- 1,201 Rod Barnes (103 games, 1985-88)
- 1,160 Rahim Lockhart (123 games, 1998-2001)
- 1,159 Ken Turner (73 games, 1967-69)
- 1,137 Jack Marshall (105 games, 1946-50)
- 1,130 Joe Ayers (112 games, 1984-87)
- 1,105 Fred Cox (76 games, 1972-74)
- 1,095 Terrance Henry (132 games, 2009-12)
- 1,072 Coolidge Ball (76 games, 1972-74)
- 1,066 Jason Harrison (132 games, 1999-2002)
- 1,046 Ron Coleman (71 games, 1968-70)
- 1,040 Denver Brackeen (42 games, 1954-55)
- 1,036 Todd Abernethy (122 games, 2004-07)
- 1,022 Breein Tyree (89 games, 2017-Pres.)**

3-POINT FIELD GOALS MADE

- 334 Chris Warren (115 games, 2008-11)
- 278 Aaron Harper (123 games, 2001-04)
- 267 Marshall Henderson (66 games, 2013-14)
- 249 Keith Carter (117 games, 1996-99)
- 214 Joe Harvell (114 games, 1990-93)
- 181 Stefan Moody (65 games, 2015-16)
- 163 Jason Harrison (132 games, 1999-2002)
- 158 Todd Abernethy (122 games, 2004-07)
- 154 Terence Davis (111 games, 2016-Pres.)**
- 152 David Huertas (65 games, 2008-09)
- 136 Zach Graham (135 games, 2008-11)
-
- 125 Breein Tyree (89 games, 2017-Pres.)**

3-POINT FIELD GOALS ATTEMPTED

- 900 Chris Warren (115 games, 2008-11)
- 771 Marshall Henderson (66 games, 2013-14)
- 720 Aaron Harper (123 games, 2001-04)
- 686 Keith Carter (117 games, 1996-99)
- 528 Joe Harvell (114 games, 1990-93)
- 494 Stefan Moody (65 games, 2015-16)
- 458 Terence Davis (111 games, 2016-Pres.)**
- 454 Jason Harrison (132 games, 1999-2002)
- 425 David Huertas (65 games, 2008-09)
- 414 Todd Abernethy (122 games, 2004-07)

STEALS

- 211 Jason Smith (118 games, 1996-99)
- 194 Murphy Holloway (132 games, 2009-13)
- 179 Eric Laird (110 games, 1982-85)
- 172 Jason Harrison (132 games, 1999-2002)
- 159 Gerald Glass (60 games, 1989-90)
- 157 Joe Ayers (112 games, 1984-87)
- 155 Elston Turner (113 games, 1979-81)
- 154 Rod Barnes (103 games, 1985-88)
- 148 Rahim Lockhart (123 games, 1998-2001)
- 133 Aaron Harper (123 games, 2001-04)
- 133 Keith Carter (117 game, 1996-99)
-
- 126 Terence Davis (111 games, 2016-Pres.)**

games guiding the Rebels. The Mississippi native joined the likes of former Ole Miss coach Homer Hazel (1926-30), who won 20 of his first 22 games. Hazel's run extended into his second season as head coach after going 16-2 during the entire 1925-26 campaign. Going 16-7 in his first 23 games as Ole Miss head coach, Davis became to the fifth coach in school history to get off to that good of a start. While Hazel went 20-3 over his first 23 games, R.B. Sullivan (1920), Lee Hunt (1983) and Rod Barnes (1999) won 16 of their first 23 games as head coach of the Rebels.

HOT SHOT

Ole Miss has shot over 50 percent in eight games, surpassing last season's total. The Rebels eclipsed 50 percent from the field in five games throughout the entire 2017-18 season. The last time Ole Miss recorded at least eight games shooting better than 50 percent from the field also occurred during the 2012-13 campaign (nine times).

NEXT ON THE HARDWOOD

After playing back-to-back road games, the Rebels return to the friendly confines of The Pavilion (Feb. 16). Ole Miss hosts Missouri the first of two games against the Tigers this season. Tipoff is slated for 2:30 p.m. on SEC Network.

PAVILION PACKED

With three sellouts this season, The Pavilion now has seven sellouts in its history (opened in January 2016). After Ole Miss beat a pair of top 15 teams in back-to-back games for the first time in school history, Rebel Nation showed up to The Pavilion to support their nationally ranked team. The following games against LSU (Jan. 15) and Arkansas (Jan. 19) were sold out. Saturday's rivalry game against MSU was a sellout, and the matchup against No. 1 Tennessee later this month (Feb. 27) is already sold out.

FACING RANKED TEAMS

Ole Miss is 2-2 against ranked teams this season. The Rebels knocked off No. 10 Auburn 82-67 at home (Jan. 9) before going on the road to beat rival No. 14 Mississippi State 81-77 (Jan. 12). It marked the first time in school history that the Rebels won back-to-back games over top 15 teams. The Rebels' losses against a ranked team came in the SEC/Big 12 Challenge to No. 24 Iowa State (Jan. 26), which shot 69 percent to earn the win, and at home to No. 21 MSU (Feb. 2).

MISSISSIPPI MADE

Along with head coach **Kermit Davis** (Leakesville), all three Ole Miss seniors hail from the state of Mississippi: **D.C. Davis** (Purvis), **Terence Davis** (Southaven) and **Bruce Stevens** (Loun).

REBELS GET BACK ON TRACK

Taking advantage of steals and converting at the free throw line, Ole Miss got back on the winning track with a 75-71 victory over Texas A&M (Feb. 6) at The Pavilion. The Rebels recorded 14 steals and produced 31 points off turnovers, while shooting 94.7 percent (18 of 19) from the charity stripe, to rally from a nine-point second half deficit and earn a hard-fought win. Ole Miss knocked down 17 of 18 free throw attempts in the second half behind the duo of **Terence Davis** and **Breein Tyree**. Davis made all six of his free throws, while Tyree sank all five of his own. The pair of Rebels combined for 41 of the team's 75 points with Tyree's 22 leading the way. Davis was a stat machine throughout the night,

SEC STANDINGS

Feb. 12

	SEC	GB	Overall	Pct.	Streak
Tennessee	10-0	--	22-1	.957	W18
Kentucky	9-1	1.0	20-3	.870	W10
LSU	9-1	1.0	19-4	.826	W2
South Carolina	7-3	3.0	12-11	.522	W1
Ole Miss	6-4	4.0	16-7	.696	W2
Alabama	6-4	4.0	15-8	.652	W2
Auburn	5-5	5.0	16-7	.696	L1
Arkansas	5-5	5.0	14-9	.609	L1
Florida	4-6	6.0	12-11	.522	L3
Mississippi St.	4-6	6.0	16-7	.696	L2
Texas A&M	2-8	8.0	9-13	.409	W1
Missouri	2-8	8.0	11-11	.500	L2
Georgia	1-9	9.0	10-13	.435	L4
Vanderbilt	0-10	10.0	9-14	.391	L11

ASSOCIATED PRESS POLL

Feb. 11

Rank	Team	Record	Points
1	Tennessee (40)	22-1	1,573
2	Duke (24)	21-2	1,554
3	Gonzaga	23-2	1,457
4	Virginia	20-2	1,406
5	Kentucky	20-3	1,330
6	Michigan	22-2	1,253
7	Nevada	23-1	1,230
8	North Carolina	19-4	1,178
9	Houston	23-1	1,022
10	Marquette	20-4	953
11	Michigan State	19-5	948
12	Purdue	17-6	900
13	Villanova	19-5	753
14	Kansas	18-6	699
15	Texas Tech	19-5	660
16	Louisville	17-7	542
17	Florida State	18-5	455
18	Kansas State	18-5	444
19	LSU	19-4	437
20	Wisconsin	17-7	403
21	Iowa	19-5	399
22	Virginia Tech	18-5	393
23	Iowa State	18-6	280
24	Maryland	18-6	196
25	Buffalo	20-3	170

Receiving Votes: Cincinnati 76, Auburn 35, Wofford 22, Washington 17, Lipscomb 6, TCU 5, Texas 3, Clemson 1

USA TODAY COACHES POLL

Feb. 11

Rank	Team	Record	Points
1	Tennessee (30)	22-1	798
2	Duke (2)	21-2	768
3	Gonzaga	23-2	734
4	Virginia	20-2	689
5	Kentucky	20-3	667
6	Nevada	23-1	609
7	Michigan	22-2	607
8	North Carolina	19-4	583
9	Houston	23-1	517
10	Marquette	20-4	488
11	Purdue	17-6	430
12	Michigan State	19-5	420
13	Villanova	19-5	411
14	Kansas	18-6	320
15	Texas Tech	19-5	305
16	Virginia Tech	18-5	266
17	Iowa	19-5	250
18	Kansas State	18-5	233
19	Florida State	18-5	211
20	Louisville	17-7	207
21	LSU	19-4	200
22	Iowa State	18-6	194
23	Wisconsin	17-7	174
24	Buffalo	20-3	86
25	Maryland	18-6	65

Receiving Votes: Cincinnati 45, Mississippi State 22, Auburn 20, Washington 16, Furman 13, Wofford 13, Arizona State 8, North Texas 7, Texas 6, Hofstra 6, NC State 5, Ole Miss 4, Syracuse 2, Toledo 1

scoring 19 points with team highs in rebounds (8), steals (7) and assists (5). His seven steals were a career-high and the most by a Rebel in two seasons. **Blake Hinson** added 11 points and a pair of steals, while **Devontae Shuler** tallied at least three steals for the fourth consecutive game. **Dominik Olejniczak** scored six points that including a crucial pair of free throws late as well as a big-time block with 1:05 remaining in the game.

CLUTCH FREE THROWS

Despite going the final 5:32 without making a field goal, while only attempting three shots during the span, the Rebels put Texas A&M away by converting at the free throw line. Starting with **Breoin Tyree's** free throws with 4:50 to go, Ole Miss made its final 12 free throws to put the game on ice. Four Rebels contributed to the perfection from the stripe. Tyree went 4 for 4, while **Blake Hinson** and **Dominik Olejniczak** made two apiece. With his team up by three, **Terence Davis** kept the Aggies out of reach by making all six of his free throws over the final 31 seconds of the contest to lock up the victory.

BUFFEN'S BIG GAME OFF THE BENCH

Freshman **KJ Buffen** provided a huge spark off the bench for Ole Miss at Florida (Jan. 30). In 29 minutes, he scored a career-high 17 points on 4 of 7 shooting that included his second three-pointer of the season. Entering the game as a 61.7 percent free throw shooter, Buffen was a perfect 8 for 8 from the charity stripe. Coming off the bench in all 20 games, the Gainesville, Georgia, native ranks second on the team in rebounding with 4.6 boards per game.

HISTORICAL GAME

History took place Jan. 26 as two top 25 teams battled on Craddock Court for the first time in the four-year history of The Pavilion. No. 20 Ole Miss hosted No. 24 Iowa State for the SEC/Big 12 Challenge. In fact, it was the first time a top 25 matchup took place in Oxford since No. 22 Ole Miss defeated No. 19 Vanderbilt 74-58 in Tad Smith Coliseum 11 years ago (Jan. 30, 2008).

D.C. STEPS UP

Senior guard **D.C. Davis**, a former walk-on who earned a scholarship over the summer, got his second career start in the game versus Arkansas (Jan. 19). With **Devontae Shuler** nursing a foot injury, Davis stepped in and delivered. The Purvis, Mississippi, native scored seven points, his most in an SEC game, and dished out a career-high four assists without committing a turnover. Davis played a career-high 27 minutes, surpassing his total playing time (16 minutes) all of last season, although he did earn a start versus Texas A&M-Corpus Christi (Dec. 19, 2017). This season, Davis has played in all 20 games and averages 11.9 minutes per contest.

REBELS ROLL PAST RAZORBACKS IN SOLD OUT PAVILION

No. 18 Ole Miss jumped out to a 7-0 lead and never looked back, cruising to an 84-67 wire-to-wire win over Arkansas

GAME LEADERS

LED TEAM IN PTS:

Tyree.....	12
T. Davis.....	9
Shuler.....	2
Hinson.....	1

LED TEAM IN BLOCKS:

Olejniczak.....	13
Buffen.....	8
T. Davis.....	6
Tyree.....	5
Hinson.....	4
Stevens.....	4
Rodriguez.....	3
Shuler.....	2

LED TEAM IN REBS:

T. Davis.....	11
Stevens.....	6
Buffen.....	5
Shuler.....	3
Olejniczak.....	2
Tyree.....	1

DOUBLE-FIGURE REBS:

T. Davis.....	3
---------------	---

LED TEAM IN ASSISTS:

T. Davis.....	11
Shuler.....	8
Tyree.....	7
Buffen.....	1
Hinson.....	1

DOUBLE-DOUBLES:

T. Davis.....	3
---------------	---

DOUBLE-FIGURE PTS:

Tyree.....	20
T. Davis.....	20
Shuler.....	10
Stevens.....	8
Hinson.....	8
Buffen.....	4
Olejniczak.....	3
D.C. Davis.....	1

LED TEAM IN STEALS:

Shuler.....	10
T. Davis.....	6
Tyree.....	5
Hinson.....	3
Buffen.....	3
Olejniczak.....	3
D.C. Davis.....	1
Rodriguez.....	1
Stevens.....	1

20-POINT GAMES:

Tyree.....	13
T. Davis.....	8
Shuler.....	1
Hinson.....	1

30-POINT GAMES:

Tyree.....	2
T. Davis.....	1

HONORS

Rebels:

Team of the Week - Jan. 14 (Andy Katz, NCAA.com)
Team of the Week - Jan. 15 (NABC)

Terence Davis:

Preseason All-SEC 2nd Team (Coaches)

SEC Player of the Week - Jan. 14 (Conference Office, College Sports Madness)

Devontae Shuler:

Emerald Coast Classic All-Tournament Team

Breoin Tyree:

Chair of the SEC Men's Basketball Leadership Council

Emerald Coast Classic All-Tournament Team

SEC Player of the Week - Dec. 2 (College Sports Madness)

SEC Player of the Week - Jan. 7 (Conference Office)

SEC Player of the Week - Feb. 11 (College Sports Madness)

Kermit Davis:

HoopDirt.com Coach of the Week - Jan. 14

GAME-BY-GAME STARTING LINEUPS

Opponent	Result	1	2	3	4	5
Western Michigan	W, 90-64	Shuler	Tyree	T. Davis	Hinson	Olejniczak
Butler	L, 76-83	Shuler	Tyree	T. Davis	Hinson	Olejniczak
Nicholls	W, 75-55	Shuler	Tyree	T. Davis	Hinson	Stevens
Baylor	W, 78-70	Shuler	Tyree	T. Davis	Hinson	Stevens
Cincinnati	L, 57-71	Shuler	Tyree	T. Davis	Hinson	Stevens
San Diego	W, 93-86	Shuler	Tyree	T. Davis	Hinson	Stevens
ULM	W, 83-60	Shuler	Tyree	T. Davis	Hinson	Olejniczak
Illinois State	W, 81-74	Shuler	Tyree	T. Davis	Hinson	Stevens
Southeastern Louisiana	W, 69-47	Shuler	Tyree	T. Davis	Hinson	Stevens
Chattanooga	W, 90-70	Shuler	Tyree	T. Davis	Hinson	Olejniczak
Middle Tennessee	W, 74-56	Shuler	Tyree	T. Davis	Hinson	Olejniczak
FGCU	W, 87-57	Shuler	Tyree	T. Davis	Hinson	Olejniczak
Vanderbilt	W, 81-71	Shuler	Tyree	T. Davis	Hinson	Olejniczak
#10 Auburn	W, 82-67	Shuler	Tyree	T. Davis	Hinson	Olejniczak
#14 Mississippi St.	W, 81-77	Shuler	Tyree	T. Davis	Hinson	Olejniczak
LSU	L, 69-83	Shuler	Tyree	T. Davis	Hinson	Olejniczak
Arkansas	W, 84-67	D.C. Davis	Tyree	T. Davis	Hinson	Olejniczak
Alabama	L, 53-74	Shuler	Tyree	T. Davis	Hinson	Olejniczak
#24 Iowa State	L, 73-87	Shuler	Tyree	T. Davis	Hinson	Olejniczak
Florida	L, 86-90 (OT)	Shuler	Tyree	T. Davis	Hinson	Olejniczak
#21 Mississippi St.	L, 75-81	Shuler	Tyree	T. Davis	Buffen	Olejniczak
Texas A&M	W, 75-71	Shuler	Tyree	T. Davis	Hinson	Olejniczak
Georgia	W, 80-64	Shuler	Tyree	T. Davis	Hinson	Olejniczak

REBELS IN THE NATIONAL POLLS

	AP	USA TODAY	Coaches
Preseason	NR	NR	
Nov. 12	NR	NR	
Nov. 19	NR	NR	
Nov. 26	NR	NR	
Dec. 3	NR	NR	
Dec. 10	NR	NR	
Dec. 17	NR	NR	
Dec. 24	NR	NR	
Dec. 31	NR	NR	
Jan. 7	NR	NR	
Jan. 14	18	20	
Jan. 21	20	20	
Jan. 28	RV	RV	
Feb. 4	NR	RV	
Feb. 11	NR	RV	

(Jan. 19). After their 10-game winning streak was snapped to hand them their first SEC loss Tuesday night, the Rebels bounced back with a convincing victory in front of a sellout crowd at The Pavilion. Ole Miss caused havoc on defense, converting 17 turnovers (13 steals) into 22 points. The Razorbacks were limited to a 36.7 percent (11 of 30) clip in the second half, and 6 of 23 (26.1 percent) from three throughout the entire game. The Rebels also controlled the paint 44-28, holding Arkansas leading scorer Daniel Gafford to a season-low nine points. Ole Miss had balanced scoring with four Rebels in double figures. **Breein Tyree** tallied a game-high 22 points, scoring 11 in each half. The junior guard was 7 of 15 from the floor and made all six of his free throw attempts. Senior **Terence Davis** stuffed the stat sheet with 18 points, nine rebounds, seven assists and a career-high five steals. Classmate **Bruce Stevens** added 14 points and seven rebounds off the bench, going 6 of 7 from the floor. Fellow big man **Dominik Olejniczak** played his best game of the season, scoring a season-high 13 points going up against Gafford. The Torun, Poland, native also pulled down five rebounds and defended the rim with a pair of blocks.

BIG GAME FOR THE BIG MEN

In the win over Arkansas, the five spot came up big on both sides of the court. **Dominik Olejniczak** and **Bruce Stevens** combined for 27 points and 12 rebounds, while limiting Arkansas leading scorer Daniel Gafford to a season-low nine points. The duo went 11 of 14 from the floor (78.6 percent), helping the Rebels hold a 44-28 advantage in the paint. Olejniczak got the Rebels off to a fast start, scoring nine of the team's first 19 points. The junior center tallied a season-high 13 points, all coming in the first half. Meanwhile, Stevens produced in the second half by scoring 10 straight points for the Rebels late in the game. The Louin, Mississippi, native missed just one shot, going 6 of 7 from the field and 2 of 3 from beyond the arc. He also grabbed seven rebounds in 18 minutes off the bench.

WHAT A WEEK

Ole Miss had quite the week in early January, shining in the national spotlight by beating top 15 teams in back-to-back games for the first time in school history. The Rebels knocked off No. 10 Auburn 82-67 at home (Jan. 9) before going on their rivals' home floor and walking away with an 81-77 win over the No. 14 Bulldogs (Jan. 12). The performance had both the National Association of Basketball Coaches (NABC) and NCAA.com's Andy Katz tab the Rebels as their NCAA Team of the Week. It was the first time Ole Miss beat ranked teams in consecutive games since 2002-03 when the Rebels went to No. 23 LSU (Jan. 18, 2003) and won 67-57 before taking down No. 15 Alabama 76-57 at home (Jan. 21, 2003).

LET'S GO 3-0

Ole Miss started 3-0 in SEC play for just the fifth time in program history, including the third over the last 20 seasons. The Rebels also won their first three conference games during the 2012-13, 2005-06, 1997-98, 1973-74 and 1936-37 seasons. Three of those seasons (2012-13, 2000-01 and 1997-98) resulted in NCAA Tournament berths. Ole Miss captured the 2013 SEC Tournament title and advanced to the round of 32. A Sweet 16 appearance combined with an SEC Western Division crown highlighted the 2000-01 campaign. During the 1997-98 season, The Rebels won SEC Western Division and advanced to the NCAA Tournament.

WWW WWW WWW

Starting at the end of November and running through the first three games of SEC play, the Rebels won 10 consecutive games for the first time since opening up the 2007-08 season with 13 straight victories. At the time, the winning streak was tied for the fourth-longest active winning streak in the country. Seven of the 10 Ole Miss wins during the streak were by double digits. During the Rebels' 10-game winning streak, they outscored the opposition by an average of 15.6 ppg (82.1-66.5). The Rebels shot 52.2 percent from the floor, while going 40.9 percent from beyond the arc. Ole Miss shared the basketball during the streak, averaging 17.5 assists per game.

PERFECTION FROM BUFFEN

Against LSU (Jan. 15), **KJ Buffen** scored 13 points on a perfect 5 of 5 shooting to become the first Rebel to go perfect from the floor (minimum of five shots) since Marcanvis Hymon went 6 of 6 at Middle Tennessee last season (Dec. 9, 2017). In 19 minutes off the bench, the freshman also pulled down five rebounds to go along with a career-high three steals.

HINSON HIGHLIGHTS RIVALRY WIN

Blake Hinson saved his best game for his first taste of the rivalry with Mississippi State (Jan. 12). Scoring a career-high 26 points, Hinson led Ole Miss to an 81-77 win over the No. 14 Bulldogs in Starkville. After recording a team-high 10 points in the first half to keep the Rebels within striking distance down two, he scored 11 of the team's first 12 second half points. Ole Miss trailed by nine early in the final period, and Hinson drilled three straight three-pointers. He connected on five from long range throughout the afternoon, the most by a Rebel since the second game of the season when **Terence Davis** hit six at Butler (Nov. 16). Hinson's 26 points were the most by an Ole Miss freshman in a game since Jarvis Summers scored 27 points at Penn State (Dec. 4, 2011). The game-high output was the most by a Rebel freshman in an SEC game since March 2, 2011 (30 by Dundreous Nelson at Auburn).

TERENCE DAVIS EARNS SEC PLAYER OF THE WEEK HONORS

After averaging 19.5 ppg and leading the Ole Miss men's basketball team to a pair of victories over top 15 teams, senior guard **Terence Davis** was named SEC Player of the Week by the conference office. Through the first two weeks of conference play, both SEC Players of the Week have been Rebels. **Breein Tyree** earned his first career SEC Player of the Week honor last week following a career-high 31 points at Vanderbilt (Jan. 5). Davis collects his second weekly conference accolade after becoming SEC Player of the week as a sophomore (Jan. 23, 2017). Davis recorded team highs in points (27) and rebounds (12), earning the first double-double by a Rebel this season, as Ole Miss upset No. 10 Auburn 82-67 last week (Jan. 9). Going 9 of 15 from the floor, it was the 19th 20-point game of his career and moved Davis into the top 25 of the Ole Miss all-time scoring list. With the help of four three-pointers, the senior moved into the Ole Miss top 10 in threes made for a career as well (140 in 103 career games). He hit two more Saturday, going 5 of 10 from the floor for 12 points in the 81-77 victory at No. 14 Mississippi State (Jan. 12). The win marked the first time Ole Miss beat back-to-back ranked teams since the 2002-03 season.

REBELS DOWN RIVAL MSU BEHIND HINSON'S 26

In the most hostile environment yet this year, Ole Miss outlasted No. 14 Mississippi State at Humphrey Coliseum (Jan. 12). The Rebels clawed back into the game towards the end of the first half and controlled the game late against the Bulldogs en route to an 81-77 victory. **Blake Hinson** led the Rebels with a career-high 26 points on 8 of 16 shooting, including a career-high five made threes. The Rebels had four double-digit scorers. **Breein Tyree**, after going down with an injury early in the game, scored 19 points and was 8 of 9 from

the free-throw line. Tyree added the game-winning bucket with less than a minute remaining. **Terence Davis** and **Devontae Shuler** had 12 and 10, respectively. Tying a season high with 12 made threes, the Rebels beat ranked opponents in back-to-back games for the first time since the 2002-03 season.

TOP-10 WIN

Snapping a four-game skid versus top-10 teams, the victory over No. 10 Auburn was the Rebels' first win over a top-10 opponent since beating No. 10 Missouri 63-49 at home during the 2012-13 season (Jan. 12, 2013).

LIGHTING UP THE PAVILION

The offense has put up some record shooting percentages early in the first year under **Kermit Davis**. In the first five home games of the Davis era, Ole Miss boasted the top three shooting performances in The Pavilion. Going 32 of 52 (61.5 percent) in a victory versus Chattanooga (Dec. 16), Ole Miss tallied its best shooting percentage since going 28 of 45 (62.2 percent) in a 78-51 win at LSU nearly eight years ago (Jan. 22, 2011). The Pavilion record broke the previous best mark of 61.1 percent (33 of 54) in a win over San Diego last month (Nov. 28). In this year's season opener versus Western Michigan (Nov. 10), the Rebels shot 54.1 percent (33 of 61) to match the previous top Pavilion percentage (Feb. 14, 2017 vs. LSU). No opposing team has shot better than 53 percent in The Pavilion.

REBELS UPSET NO. 10 AUBURN WITH WIRE-TO-WIRE VICTORY

In front of a rowdy crowd at The Pavilion, senior **Terence Davis** scored 27 points and grabbed 12 rebounds to lead Ole Miss to an 82-67 victory over No. 10 Auburn (Jan. 9). The Rebels controlled the game from the tip, leading throughout to secure their ninth straight win and earn a signature victory in the first SEC home game under head coach **Kermit Davis**. The win gave Ole Miss its longest winning streak since the 2012-13 campaign, and the Rebels improved to 2-0 in SEC play for just the fourth time in the last two decades. It was also Ole Miss' first victory over a top 10 team in six years. **Terence Davis'** double-double led the way, while freshman **KJ Buffen** added 16 points off the bench. **Devontae Shuler** reached double figures as well, tallying 14 points. Junior center **Dominik Olejniczak** recorded 11 points and seven rebounds, helping Ole Miss hold a 45-37 advantage on the boards. The Rebels also dominated the paint by outscoring the Tigers 30-12 in that area.

TYREE NAMED SEC PLAYER OF THE WEEK

After leading the Rebels to an 81-71 win at Vanderbilt to begin conference play, Ole Miss junior guard **Breoin Tyree** was named SEC Player of the Week (Jan. 7). Scoring the most points by any SEC player over the weekend, Tyree earned the accolade from the conference office for the first time in his career. With a career-high 31 points, Tyree put the team on his back and led the Rebels to their eighth straight victory. Tyree's output was the most points scored by a Rebel and a Vanderbilt opponent this season. No other player scored more than 23 points in an SEC opener. Making a career-high 11 shots, Tyree went 11 of 16 from the floor for a 68.6 percent clip. He got off to a hot start, draining his first six shots from the field and scoring 17 of his team's 35 first half points. The Somerset, New Jersey, native produced his first career 30-point game and has scored at least 20 points in seven of the last 10 games. He was a perfect 6 of 6 from the line, making four free throws during the final six minutes to help keep Ole Miss ahead late in the game. Tyree is the first Rebel to be named SEC Player of the Week since teammate **Terence Davis** earned the honor as a sophomore (Jan. 23, 2017).

OLE MISS EARNS ROAD WIN IN SEC OPENER BEHIND TYREE'S BIG NIGHT

Breoin Tyree scored a career-high 31 points, and the Ole Miss men's basketball team took its winning streak into SEC play with an 81-71 win over Vanderbilt in the conference opener at Memorial Gymnasium (Jan. 5). The Rebels won their eighth straight game, marking their longest winning streak in six seasons. Four Rebels scored in double figures led by Tyree. **Terence Davis**, who scored all of his points in the second half, shot 50 percent from the field with a pair of three-pointers. **Devontae Schuler** had 11 of his own, going 7 of 8 from the charity stripe with seven rebounds and six assists. **Blake Hinson** scored in double figures (11) for the fourth time this season. The Rebels cashed in at the free throw line, going 19 of 22 (86.4 percent) for the game, including 14 of 15 (93.3 percent) in the second half which allowed Ole Miss to keep the lead down the stretch.

A DECEMBER TO REMEMBER

The Rebels went 6-0 in the month of December, going undefeated in the final month of the calendar for just the third time since 1950. Ole Miss went 5-0 during December 2015, while posting a 7-0 December record during the 2007-08 NIT Final Four campaign. Prior to 1950, four games or less were played during the final month of the calendar year each season.

REBELS WIN SEVENTH STRAIGHT, SOAR OVER EAGLES

Ole Miss finished off a perfect month of December with an 87-57 victory over Florida Gulf Coast in front of 7,551 fans in The Pavilion (Dec. 29). The wire-to-wire win was the Rebels' seventh consecutive victory, their longest since the end of the 2015 calendar year. Five Rebels scored in double figures led by **Terence Davis**, who tallied 10 points in each half for his 18th career 20-point game. **Breoin Tyree** added 14 points to go along with a season-high six assists and a career-best four steals. **Blake Hinson**, **Devontae Shuler** and **Bruce Stevens** tallied 11 points apiece. Ole Miss shot 51.7 percent (31 of 60) from the field, boasting a field goal percentage above 50 percent for the seventh straight game. The Rebels also knocked down a season-high 12 3-pointers (12 of 25) in their largest margin of victory (30) since the 2016-17 campaign (92-58 win over South Alabama on Dec. 22, 2016).

REBELS ROLL BLUE RAIDERS FOR SIXTH STRAIGHT VICTORY

In his first meeting against his former team, head coach **Kermit Davis** led Ole Miss to a 74-56 victory over Middle Tennessee at Bridgestone Arena (Dec. 21). Behind **Breoin Tyree's** big night, as well as double figure performances from post players **Dominik Olejniczak** and **Bruce Stevens**, the Rebels won their sixth straight game. Tyree finished with a game-high 24 points on 10 of 13 shooting, including a career-high tying four made three-pointers. Olejniczak scored a season-high 10 points after getting the start, while Stevens added 12 points of his own with a pair of threes. The Ole Miss defense held Middle Tennessee to just 33.9 percent shooting as the Rebel offense stayed hot as of late, shooting over 50 percent for the sixth straight game.

REBELS USE 28-0 RUN TO DOWN MOCS

An incredible 28-0 run early in the second half flipped the game in favor of Ole Miss, as the Rebels rallied for a 90-70 victory over Chattanooga at The Pavilion (Dec. 16). Trailing by six with less than 17 minutes to go, the Rebels held the Mocs scoreless for nearly seven minutes en route to scoring 28 straight points and earning their fifth consecutive victory. Ole Miss also shot over 50 percent for the fifth game in-a-row, setting a new Pavilion record with a 61.5 percent (32 of 52) clip. **Terence Davis** and **Breoin Tyree** scored 40 of the team's 90 points with 20 apiece. Davis also added team highs in assists (7) and rebounds (5), while Tyree sparked the big run with 18 of his 20 points coming in the second half. The junior guard was limited to eight minutes in the first half due to foul trouble, but he brought a spark coming out of the locker room. **Bruce Stevens** recorded 15 points off the bench on 6 of 7 shooting. Junior center **Dominik Olejniczak** scored seven points, while proving to be a big threat on the defensive end of the floor with team highs in steals (3) and blocks (2).

WHAT A RUN!

Trailing 45-39 against Chattanooga (Dec. 16) with 16:52 to go in the game, the Rebels went on a 28-0 run over 6:38 to take a 22-point lead. The 28 consecutive points serve as the second-largest run in college basketball this season. Auburn holds the top spot, leading Mississippi College 68-45 before going on a 35-0 run to make it a 58-point game (Nov. 14). Following Ole Miss, Northwestern is third thanks to a 25-0 second half run in a comeback victory over DePaul (Dec. 8).

HOOPS IN THE STATE CAPITAL

Playing in the state capital for the first time in 11 years Wednesday night, Ole Miss made sure it was a victorious return to Mississippi Coliseum with a 69-47 win over Southeastern Louisiana. The Rebels won their fourth straight game behind their best defensive performance in four seasons. Limiting the Lions to 47 points, Ole Miss allowed its fewest number of points since the 2014-15 campaign (Jan. 31, 2015 vs. Missouri). On the offensive side of the floor, the Rebels shot over 50 percent for the fourth consecutive contest. Behind 7 of 10 shooting from sophomore **Devontae Shuler**, Ole Miss converted 28 of 53 (52.8 percent) from the field. Shuler scored a team-high 19 points in the wire-to-wire victory with 14 of them coming in the first half. **Terence Davis** added 15 points, while **Blake Hinson** and **Dominik Olejniczak** contributed nine points apiece.

REBELS RACE PAST REDBIRDS ON ROAD

Behind a combined 42 points from **Breoin Tyree** and **Terence Davis**, Ole Miss took its winning ways to the road and emerged with an 81-74 victory over Illinois State Saturday night (Dec. 8). Tyree had a team-high 22 points, including 17 in the second half, for his third straight 20-point game. Davis added 20 points of his own, his third game of the season with 20 points or more. **Dominik Olejniczak** scored a season-high nine points on 4 of 6 shooting to go along with a team-high seven rebounds. Ole Miss shot 93.3 percent from the charity stripe, including a perfect 14 of 14 in the second half that allowed the Rebels to keep the lead for over 30 minutes of game time. The Rebels didn't let the crowd at Redbird Arena phase their hot shooting as of late, shooting over 50 percent for the third straight game.

OLE MISS CRUISES PAST ULM

Ball distribution proved to be a major key to Ole Miss' 83-60 victory over ULM (Dec. 1). The Rebels produced 25 assists on 33 made baskets en route to a wire-to-wire win at The Pavilion. The constant ball movement allowed the Rebels to shoot 52.4 percent (33 of 63) from the floor. Ole Miss used its size to control the boards and the paint throughout the contest. The Rebels outrebounded the Warhawks 41-24, a season high in rebounding margin, and held a 36-18 advantage on points in the paint. For the third time in the last four games, **Breoin Tyree** reached the 20-point plateau and led the Rebels in points. Behind Tyree's 20 points, freshmen **Blake Hinson** finished off a strong week by setting new career highs in points (17) and threes (4). **Terence Davis** added 15 points, 13 of them coming in the second half, and a team-high eight rebounds.

SHARING AND SCORING

Ole Miss shared the rock in the 23-point victory over ULM. The Rebels tallied a season-high 25 assists on 33 made field goals, the most in a game since last season versus Texas A&M-Corpus Christi (Dec. 19, 2017). Ten Rebels appearing in the game recorded at least one assist led by point guard **Devontae Shuler**, who matched his career high with a team-best six assists.

REBELS TOP TOREROS

A balanced offense led to a record-breaking night and a win for the Ole Miss men's basketball team Wednesday. Shooting 61.1 percent (33 of 54) from the field, the Rebels had five players score double digits in a 93-86 victory over a solid San Diego squad. **Breoin Tyree** continued his strong play as of late, tallying a team-high 22 points on 6 of 7 shooting and a perfect 8 for 8 at the charity stripe. **Terence Davis** was back to his normal self by adding 20 points to go along with a career-high nine assists. Freshmen **KJ Buffen** and **Blake Hinson** had their biggest games as young Rebels, both recording career highs of 15 points apiece. Coming off a career-high game of his own in the Emerald Coast Classic, sophomore guard **Devontae Shuler** had 13 points. Along with balanced scoring, the Rebels found success at the free throw line by shooting 87.0 percent (20 of 23).

TYREE AND SHULER EARN ALL-TOURNAMENT ACCOLADES

Producing career-high games at the beach this past weekend, Ole Miss guards **Breoin Tyree** and **Devontae Shuler** earned spots on the Emerald Coast Classic All-Tournament Team. Tyree led the Rebels in scoring over the two games, averaging 21.0 ppg. His big night against Baylor, tallying a career-high 28 points, helped the Rebels beat the Bears to advance to the championship game. He followed that up with a 14-point night versus Cincinnati, scoring 12 of the team's 24 second half points. Despite not having a big scoring night, Shuler played a career-high 38 minutes and picked up a pair of steals versus Baylor before breaking out in the championship game. The sophomore eclipsed the 20-point barrier for the first time in his career, scoring 24 points and pulling down a team-high six rebounds.

OLE MISS BEATS BAYLOR BEHIND TYREE'S BIG NIGHT

A last-minute jersey issue forced **Breoin Tyree** to switch from number 21 to number 4. The junior guard may want to keep wearing 21 as he scored a career-high 28 points to lead the Ole Miss men's basketball team to a 78-70 win over Baylor in the Emerald Coast Classic. Tyree scored 17 of his 28 points in the second half, including the final nine to put the game away for the Rebels. The Somerset, New Jersey, native finished 6 of 11 from the floor while knocking down 13 of 17 from the free throw line. **Bruce Stevens** recorded season highs in points (17), rebounds (8) and minutes (33). **Blake Hinson** and **KJ Buffen** added nine points apiece to tally career highs. As a team, the Rebels forced 18 Baylor turnovers and limited the Bears to just 2 of 18 (11.1 percent) shooting from beyond the arc. Ole Miss held a 23-9 advantage in points off turnovers, while also converting 13 second chance points to Baylor's four.

BALANCED SCORING AND DEFENSE LEAD TO WIN OVER NICHOLLS

In the final game before heading to the beach for Thanksgiving, Ole Miss used pressure defense and balanced scoring for a wire-to-wire 75-55 victory over Nicholls (Nov. 20) at The Pavilion. Ole Miss held the Colonels to just 55 points and 33.8 percent shooting (22 of 65) from the field, its best defensive output in 60 games dating back to the 2016-17 season. Six Rebels tallied at least eight points led by **Terence Davis**. The senior guard tallied 14 points to go along with eight rebounds and a career-high four blocks. Davis guarded Jeremiah Jefferson, the leading scorer in the Southland Conference (19.8 ppg), throughout most of the night, keeping him to seven points on 3 of 13 shooting (1 of 7 from three-point land). Fellow senior **Bruce Stevens** added 13 points, while **Breoin Tyree** reached double figures for the ninth straight game with 10 points. Tyree matched sophomore guard **Devontae Shuler** with a team-high six assists. Shuler stuffed the stat book by recording nine points, seven rebounds, six assists and three steals. **Blake Hinson** scored a career-high eight points, and senior **D.C. Davis** tallied eight off the bench as well.

TD FOR 3-0

Scoring a game-high 30 points Friday night, senior **Terence Davis** recorded the fourth 30-point game of his career. He also knocked down six 3-pointers for the third time as a Rebel (career best). Davis' 30-point performances are below.

Date	Opponent	Points	FG	3FG	FT	Result
Nov. 16, 2018	at Butler	30	10-16	6-9	4-5	L, 76-83
Jan. 20, 2018	at Arkansas	30	10-15	5-8	5-6	L, 93-97
March 18, 2017	at Syracuse (NIT)	30	11-14	6-7	2-4	W, 85-80
Feb. 14, 2017	LSU	33	13-21	3-7	4-4	W, 96-76

DEFENSE AND DAVIS TRIO LEAD REBELS TO SEASON-OPENING WIN

Converting 24 turnovers into 39 points, a scrappy defense lifted Ole Miss to a 90-64 victory over Western Michigan in the 2018-19 season opener at The Pavilion (Nov. 10). Four Rebels recorded double figures, including a combined 29 from seniors **D.C. Davis** and **Terence Davis**, as Ole Miss won its first game under new head coach **Kermit Davis**. Western Michigan turned the ball over in eight of its first nine possessions, and the Rebels took advantage to jump out to a 20-4 lead that they would never surrender. **Terence Davis** led all scorers with 17 points, all coming in a first half in which the senior guard was 7 of 9 from the floor. **Breoin Tyree** followed with 14 points, while **Devontae Shuler** tallied 11 of his 13 points over the final 20 minutes. Off the bench, **D.C. Davis** provided a spark with 12 points on a perfect shooting display.

STEALING THE SHOW

While the Rebels put up 90 points in the season opener, the story of the game was the team's tenacious defense. Ole Miss registered 15 steals throughout the contest, the most in a game in six seasons. The last time the Rebels recorded at least 15 steals in the game, they tallied 20 in a win over Lipscomb (Nov. 23, 2012). The 15 steals in Saturday's win also set a new record in the three-year history of The Pavilion.

NEW SEASON, NEW D.C.

Last season, his first as a Rebel, **D.C. Davis** appeared in five games and scored a total of five points. In 61 seconds against Western Michigan, he surpassed his total from the 2017-18 campaign. With the help of two steals, Davis used a pair of threes and a transition layup to score eight points in just over a minute. His performance led to a career-high 12 points. The Purvis, Mississippi, native went 4 of 4 from the field, 2 of 2 from beyond the arc and also made both of his free throw attempts. On the defensive side of the ball, he tied a team high with three steals.

FRESHMAN STARTER

Earning a start versus Western Michigan, **Blake Hinson** became the first Rebel freshman to start a season opener in 10 years. Terrance Henry, a seven-year pro in Europe, scored 1,095 points over his Ole Miss career and was the last Rebel to start a season opener as a freshman (2008-09 season).

OLE MISS HOOPS LANDS TOP 25 RECRUITING CLASS ON SIGNING DAY

Ole Miss head coach **Kermit Davis** announced the addition of four standouts on National Signing Day. **Antavion "Dude" Collum**, **Rodney Howard**, **Sammy Hunter** and **Bryce Williams** all signed their National Letters of Intent on Nov. 14 and will join the Rebels for the 2019-20 season. After being named the 22nd head coach in Ole Miss Basketball history last March, Davis and his staff quickly completed a recruiting class by signing five players within the first two months on the job. This 2019 class, Davis' first full class at Ole Miss, is one of the best in school history coming in at No. 25 in Rivals' national rankings. Collum is a Rivals150 recruit, ranked No. 139 nationally. Howard, the No. 10 player out of the state of Georgia according to 247Sports, adds size to the team with his 6-foot-10 frame. As a senior in his third year in Canada, Hunter is averaging a whopping 30.8 ppg to go along with 7.2 rpg, 1.2 bpg, 1.2 spg and 0.5 apg. Williams, a 4-star junior college guard out of Tampa, Florida, is averaging 18.5 ppg and helped the Falcons win their first four games.

TERENCE DAVIS NAMED PRESEASON ALL-SEC

Ole Miss senior guard **Terence Davis** was named Preseason Second Team All-SEC when the conference office unveiled the coaches' selections on the opening day of the 2018-19 college basketball season. Davis finds himself on the Preseason All-SEC list for the second consecutive year. Entering his final season as a Rebel, Davis ranks 39th in Ole Miss history with 1,028 career points. The Southaven, Mississippi, native has played in 89 games since arriving on campus, making 52 appearances in the starting lineup. In 13 of those games, Davis eclipsed the 20-point plateau, including a career-high 33 points versus LSU as a sophomore. He burst onto the scene as a sophomore (2015-16) by averaging 14.5 points per game, a significant increase from his 1.8 output as a freshman and the largest scoring increase by any player in the SEC. Last year, Davis led Ole Miss in scoring (13.8 ppg) and rebounding (6.2 rpg). He ranked 20th in the conference in scoring and cracked the SEC top 10 in defensive rebounding by pulling down 4.7 defensive boards per game. Also on the defensive side of the floor, Davis paced the Rebels with 28 blocks and ranked third in steals (29).

MEETING THE STAFF

Building his staff, **Kermit Davis** brought two coaches with him from Middle Tennessee in assistants **Win Case** and **Ronnie Hamilton**, while also adding assistant coach **Levi Watkins**.

- Case spent the last 10 seasons on Davis' staff at Middle Tennessee, helping the Blue Raiders capture seven conference titles and make three NCAA Tournament appearances. Middle Tennessee won 232 games during Case's decade in Murfreesboro, including six seasons with at least 24 victories. Before joining up with Davis, he made head coaching stops at Redlands College and Eastern Oklahoma State College. Case was head coach at Oklahoma City University for 13 years, posting a 343-127 record and winning the NAIA National Championship in 1994 and again in 1996.

- Hamilton was at Middle Tennessee for four seasons, assisting the program in one of the best runs in school history. He helped produce a stretch in which the Blue Raiders earned three straight Conference USA championships. Before arriving at Middle Tennessee, Hamilton was familiar with Conference USA due to stints at Houston and Tulane. The Oxford, North Carolina, native was a four-year letterman for the Duke football team as a defensive back before deciding to put on his coaching shoes and switch sports.

- Before coming to Ole Miss, Watkins was an assistant coach at Arizona State for three seasons. Last season, the Sun Devils were ranked as high as No. 3 in the AP poll (highest in school history) and were the last undefeated team in Division I men's basketball. Prior to Arizona State, Watkins spent two seasons as an assistant coach at Buffalo, where the Bulls went 42-20 and advanced to the NCAA Tournament for the first time in school history. As a player at NC State from 2002-05, he helped lead the Wolfpack to four consecutive NCAA Tournaments.

OLE CANADA

The new era of Ole Miss Basketball began outside of the United States, as the Rebels traveled to Canada for their foreign tour. The NCAA allows basketball teams to take an international trip every four years. Although the preseason games do not count towards the 2018-19 NCAA campaign, the week provided an early opportunity for a team mixed with veterans and newcomers to take the floor against some quality opposition. Ole Miss hit the hardwood against four Canadian teams, Aug. 5-9, competing in games for the first time under head coach **Kermit Davis**. With two games apiece in Montreal and Ottawa, the Rebels went 3-1 north of the border. Senior guard **Terence Davis** led Ole Miss throughout the trip, pacing the team in scoring (21.0 ppg), rebounding (8.3 rpg), assists (2.5 apg) and steals (2.3 spg).

- **Game 1 (Montreal): Ole Miss 102, McGill 61** - Ole Miss held the Redmen to a 28.6 percent (18 of 63) clip from the floor, while shooting 58 percent (40 of 69) on the other side of the court. Davis scored a team-high 20 points, including the Rebels' first nine of the game.

- **Game 2 (Montreal): Ole Miss 84, Concordia 77** - Thanks, in large part, to the 1-3-1 zone, the Ole Miss defense forced 23 Concordia turnovers throughout the night to combat 15 three-pointers made by the Stingers. **Breoin Tyree** led all scorers with 23 points, including 16 in the second half.

- **Game 3 (Ottawa): Carleton 81, Ole Miss 63** - Ole Miss faced its toughest test of the 2018 Canada Tour, a Carleton team that has won 13 of the past 16 Canadian national championships. Davis led the way with a game-high 23 points, seven rebounds and three blocks.

- **Game 4 (Ottawa): Ole Miss 85, Ottawa 74** - Ole Miss rallied from 27 points down, outscoring the Gee-Gees 71-36 over the final three quarters. Davis could not be stopped

throughout the night as he posted an impressive double-double (23 points, 16 rebounds).

SCORING RETURNS

Ole Miss returns three of its top four scorers from a season ago in **Terence Davis** (13.8 ppg), **Bruce Stevens** (10.8 ppg) and **Breein Tyree** (10.8 ppg). The last time the Rebels had three returners that averaged double figures the season prior was the when Murphy Holloway (11.2 ppg), Jarvis Summers (10.4 ppg) and Nick Williams (10.1 ppg) returned for the 2012-13 campaign. That season resulted in a 27-9 record, the SEC Tournament title and advancement to the third round of the NCAA Tournament. If history repeats itself, Ole Miss will have one of the nation's biggest turnarounds and be dancing come March.

OLEJNICZAK COMPETES FOR HIS COUNTRY

After spending a week working out back in his native country of Poland this summer, junior center **Dominik Olejniczak** earned a spot on the country's national team to complete the first round of FIBA World Cup European Qualifiers. Olejniczak joined Rebel Basketball alums Tomasz Gielo and Sebastian Saiz in representing their countries in qualifying games across Europe.

NEW REBS

Six freshmen and two junior college transfers make up the 2018-19 newcomers: **KJ Buffen**, **Carlos Curry**, **Brian Halums**, **Blake Hinson**, **John McBride**, **Franco Miller Jr.**, **Zach Naylor** and **Luis Rodriguez**. All six freshmen joined the team following the hire of new head coach **Kermit Davis**. All eight newcomers saw action during the Rebels' preseason trip to Canada. Hinson, a four-star wing from Deltona, Florida, led all newcomers in scoring at 9.0 ppg.

GRADUATED REBELS

Ole Miss must replace two starters, including four-year letterman Marcanvis Hymon. The forward ended his Ole Miss career ranked 10th in school history with 97 blocks. The Rebels also lost graduate transfer Markel Crawford, who led the team in minutes and steals. Deandre Burnett, one of the top two scorers in each of the last two seasons, also graduated. Burnett led Ole Miss in assists a season ago.

DAVIS FOLLOWS KENNEDY

When **Kermit Davis** arrived in Oxford as the Rebels' new head coach, he emphasized the importance of building off the foundation left by longtime Ole Miss coach **Andy Kennedy**. With 403 wins at the Division I level, Davis recognizes his friend's impact at Ole Miss as the winningest coach in school history. In his 12 seasons guiding Ole Miss Hoops (2007-18), Kennedy held a 245-156 record with 11 postseason wins, eight postseason berths, nine 20-win seasons, two NCAA Tournament appearances, two NIT Final Fours, two SEC West titles and an SEC Tournament Championship. Averaging more than 20 wins per season and a two-time SEC Coach of the Year, Kennedy ranks 18th in conference history with 245 victories.

GREEN LIGHT GUARDS

Ole Miss has proven to develop guards over the past 12 seasons as 12 guards have earned All-SEC accolades to rank third among conference teams during that period. The depth at guard showed in terms of scoring. Ole Miss guards accounted for 70.1 percent of the Rebels' points. Five of the top six scorers on the team were guards led by **Terence Davis** (13.8 ppg), **Deandre Burnett** (13.5 ppg), **Breein Tyree** (10.8 ppg) and **Markel Crawford** (9.2 ppg). **Devontae Shuler** added 6.0 ppg (sixth on team).



All three seniors hail from Magnolia State as well as head coach Kermit Davis.

THE PAVILION RECORD BOOK

INDIVIDUAL (OLE MISS)

Points:	43	Stefan Moody vs. Mississippi St. (3-3-16)
FG att:	25	Stefan Moody vs. Vanderbilt (2-6-16)
FG made:	13	Terence Davis vs. LSU (2-14-17)
3-pt att:	15	Stefan Moody vs. Vanderbilt (2-6-16)
3-pt made:	6	3x, MR: Terence Davis vs. Bradley (12-22-17)
FT att:	18	2x, MR: Stefan Moody vs. Mississippi St. (3-3-16)
FT made:	15	2x, MR: Stefan Moody vs. Mississippi St. (3-3-16)
Rebounds:	19	Sebastian Saiz vs. UMass (11-14-16)
Assists:	9	2x, MR: Terence Davis vs. San Diego (11-28-18)
Blocks:	6	Sebastian Saiz vs. Bradley (12-19-16)
Steals:	7	2x, MR: Terence Davis vs. Texas A&M (2-6-19)

TEAM (OLE MISS)

Points:	97	2x, MR: vs. Illinois State (12-16-17)
Few points:	47	vs. Georgia (1-11-17)
FG att:	73	2x, MR: vs. Illinois State (12-16-17)
FG made:	36	vs. South Dakota State (11-28-17)
FG pct:	61.5	vs. Chattanooga (12-16-18)
3-pt att:	33	2x, MR: vs. Montana (11-24-16)
3-pt made:	14	vs. Texas A&M-Corpus Christi (12-19-17)
3-pt pct:	56.3	vs. Chattanooga (12-16-18)
FT att:	46	vs. UMass (11-14-16)
FT made:	33	vs. UMass (11-14-16)
FT pct:	95.7	vs. No. 5 Baylor (1-28-17)
Rebounds:	50	2x, MR: Tennessee (1-17-17)
Assists:	25	2x, MR: ULM (12-1-18)
Blocks:	13	vs. Bradley (12-19-16)
Steals:	15	vs. Western Michigan (11-10-18)

INDIVIDUAL (OPPONENT)

Points:	34	Malik Monk, No. 8 Kentucky (12-29-16)
FG att:	24	Bryce Brown, No. 10 Auburn (1-9-19)
FG made:	12	Malik Monk, No. 8 Kentucky (12-29-16)
3-pt att:	19	Bryce Brown, No. 10 Auburn (1-9-19)
3-pt made:	7	3x, MR: Bryce Brown, No. 10 Auburn (1-9-19)
FT att:	18	Keith Stone, Florida (1-13-18)
FT made:	13	Keith Stone, Florida (1-13-18)
Rebounds:	13	3x, MR: Jontay Porter, Missouri (2-6-18)
Assists:	11	Isaiah Briscoe, No. 8 Kentucky (12-29-16)
Blocks:	8	Clevon Brown, Vanderbilt (3-3-18)
Steals:	5	J.J. Frazier, Georgia (1-9-16)

TEAM (OPPONENT)

Points:	101	Illinois State (12-16-17)
Few points:	49	Bradley (12-19-16)
FG att:	74	2x, MR: South Dakota State (11-28-17)
FG made:	38	No. 24 Iowa State (1-26-19)
FG pct:	69.1	No. 24 Iowa State (1-26-19)
3-pt att:	41	South Dakota State (11-28-17)
3-pt made:	18	South Dakota State (11-28-17)
3-pt pct:	56.3	Middle Tennessee (11-30-16)
FT att:	36	UMass (11-14-16)
FT made:	26	Illinois State (12-16-17)
FT pct:	88.0	Georgia (1-11-17)
Rebounds:	49	2x, MR: Illinois State (12-16-17)
Assists:	26	No. 24 Iowa State (1-26-19)
Blocks:	8	2x, MR: Vanderbilt (3-3-18)
Steals:	12	Mississippi State (3-3-16)

THE PAVILION AT OLE MISS FAQs

What is the official name of The Pavilion?

The official name is The Pavilion at Ole Miss.

Does The Pavilion have a nickname like the Tad Pad?

No, the name of the facility is The Pavilion at Ole Miss, or simply The Pavilion.

When did The Pavilion at Ole Miss open?

January 7, 2016

What was the total cost?

\$96.5 million

Where is media parking?

Media parking for games in The Pavilion will be located in the garage or at the Ole Miss Track Complex. Media members should request parking in advance.

Where is the media entrance?

The media will-call table is located in the southwest corner of The Pavilion. From outside, it is the lower entrance off Hill Drive that is closest to the parking garage. For those parking inside the garage, media will-call is located on Level 1 of the parking garage (P1 on elevators). The media entrance will open two hours prior to tip off.

Where is the media workroom?

In The Pavilion, the workroom is located in the southwest corner of the floor level through the visiting team tunnel.

Where is the media seating?

Media seating is located in the at the top of section 101 in the southwest corner of The Pavilion.

How do I obtain media credentials for games at the Pavilion?

Media credentials may be requested through the Athletics Communications Office for game credentials. Requests for credentials should be emailed to Adam Kuffner (kuffner@olemiss.edu) and will be limited to working members of the media.

Where are the scouting seats located?

Scouting seats are available in the media seating area at the top of section 101. Additional seating may be purchased by contacting Adam Kuffner in the Athletics Communications office.

What is the postgame interview policy?

Both team locker rooms are CLOSED to the media following the game. Ole Miss head coach Kermit Davis will address the media approximately 10 minutes after the game. Selected players will be brought into the media room following the head coaches. Visiting coach and player interviews will be coordinated through the visiting team's communications contact.

THE PAVILION QUICK FACTS

Arena Name	The Pavilion at Ole Miss
Ground Breaking	July 31, 2014
Opening Date	Jan. 7, 2016
Capacity	9,500
Record Crowd	9,500 (7 times)
All-Time Record	39-19
Current Winning Streak	W1
Longest Winning Streak	W8

THE PAVILION FIRSTS

First Game	vs. Alabama (1/7/15)
First Win	vs. Alabama (1/7/15)
First Overtime Game	vs. USC (1/19/16)
First Point	Tomasz Gielo (3FG, 19:11/1H)
First FG	Tomasz Gielo (3FG, 19:11/1H)
First 3-Pointer	Tomasz Gielo (19:11/1H)
First Dunk	Jimmie Taylor, Alabama (11:0/1H)
First Dunk (OM)	Sebastian Saiz (17:09/2H)

GAME-BY-GAME STATS

OPPONENT	1H-2H-F	FG-FGA	PCT	3P-3PA	PCT	FT-FTA	PCT	OF-DF-TotRb	A	TO	BLK	STL
Western Michigan	22-42-64	20-49	40.8	7-19	36.8	17-21	81.0	10-18-28	15	24	0	4
OLE MISS	43-47-90	33-61	54.1	10-22	45.5	14-18	77.8	10-21-31	14	12	5	15
OLE MISS	36-40-76	26-56	46.4	11-26	42.3	13-21	61.9	10-21-31	14	15	3	4
Butler	41-42-83	25-54	46.3	10-23	43.5	23-27	85.2	9-19-28	12	10	3	4
Nicholls	22-33-55	22-65	33.8	7-24	29.2	4-6	66.7	8-21-29	11	14	3	9
OLE MISS	37-38-75	26-54	48.1	6-17	35.3	17-23	73.9	9-36-45	21	16	6	4
Baylor	39-31-70	25-54	46.3	2-18	11.1	18-22	81.8	8-23-31	11	18	3	7
OLE MISS	43-35-78	22-56	39.3	5-20	25.0	29-36	80.6	11-24-35	14	13	4	8
Cincinnati	37-34-71	20-50	40.0	6-14	42.9	25-35	71.4	11-22-33	9	7	6	4
OLE MISS	33-24-57	19-51	37.3	3-21	14.3	16-17	94.1	8-19-27	3	11	6	3
San Diego	37-49-86	31-64	48.4	9-23	39.1	15-18	83.3	9-17-26	21	13	0	6
OLE MISS	39-54-93	33-54	61.1	7-16	43.8	20-23	87.0	7-26-33	20	14	4	7
ULM	31-29-60	20-52	38.5	7-21	33.3	13-19	68.4	6-18-24	14	11	0	4
OLE MISS	44-39-83	33-63	52.4	11-29	37.9	6-8	75.0	13-28-41	25	11	3	7
OLE MISS	41-40-81	30-57	52.6	7-19	36.8	14-15	93.3	9-30-39	16	16	2	7
Illinois State	36-38-74	26-63	41.3	10-25	40.0	12-19	63.2	12-19-31	15	10	3	7
Southeastern Louisiana	17-30-47	19-51	37.3	2-17	11.8	7-10	70.0	5-18-23	15	13	1	2
OLE MISS	33-36-69	28-53	52.8	6-13	46.2	7-12	58.3	9-30-39	16	10	3	5
Chattanooga	39-33-70	27-58	46.6	11-21	52.4	5-10	50.0	9-19-28	19	22	3	1
OLE MISS	37-53-90	32-52	61.5	9-16	56.3	17-25	68.0	5-24-29	20	14	6	11
OLE MISS	38-36-74	29-58	50.0	8-22	36.4	8-14	57.1	12-30-42	13	17	4	9
Middle Tennessee	26-30-56	19-56	33.9	5-14	35.7	13-19	68.4	10-20-30	7	17	2	8
FGCU	26-31-57	21-52	40.4	6-16	37.5	9-12	75.0	10-18-28	13	19	5	2
OLE MISS	44-43-87	31-60	51.7	12-25	28.0	13-18	72.2	14-23-37	22	11	5	11
OLE MISS	35-46-81	28-57	49.1	6-18	33.3	19-22	86.4	8-28-36	15	12	6	6
Vanderbilt	32-39-71	24-60	40.0	6-20	30.0	17-29	58.6	13-22-35	13	10	5	7
Auburn	29-38-67	22-67	32.8	14-39	35.9	9-17	52.9	16-21-37	11	16	6	6
OLE MISS	42-40-82	24-53	45.3	7-19	36.8	27-37	73.0	13-32-45	13	17	2	11
OLE MISS	39-42-81	27-58	46.6	12-31	38.7	15-20	75.0	9-21-30	15	10	3	3
Mississippi St.	41-36-77	30-64	46.9	6-21	28.6	11-16	68.8	14-24-38	11	15	4	8
LSU	31-52-83	27-57	47.4	9-19	47.4	20-30	66.7	12-28-40	17	13	7	10
OLE MISS	31-38-69	26-64	40.6	8-28	28.6	9-17	52.9	15-27-42	14	16	3	8
Arkansas	35-32-67	22-55	40.0	6-23	26.1	17-21	81.0	10-21-31	14	17	3	6
OLE MISS	46-38-84	31-64	48.4	7-22	31.8	15-17	88.2	13-27-40	19	13	3	13
OLE MISS	26-27-53	20-50	40.0	6-20	30.0	7-14	50.0	10-22-32	6	16	4	1
Alabama	42-32-74	25-65	38.5	7-22	31.8	17-22	77.3	20-24-44	8	9	9	9

GAME-BY-GAME STATS

OPPONENT	1H-2H-F	FG-FGA	PCT	3P-3PA	PCT	FT-FTA	PCT	OF-DF-TotRb	A	TO	BLK	STL
Iowa State	43-44-87	38-55	69.1	8-15	53.3	3-4	75.0	5-29-34	26	19	3	1
OLE MISS	38-35-73	25-69	36.2	8-24	33.3	15-17	88.2	15-13-28	10	8	0	8
OLE MISS	30-46-10-86	29-63	46.0	6-23	26.1	22-26	84.6	15-26-41	10	17	1	7
Alabama	33-43-14-90	31-63	49.2	11-26	42.3	17-22	77.3	8-19-27	18	13	1	6
Mississippi State	39-42-81	27-58	46.6	8-17	47.1	19-28	67.9	15-25-40	13	16	3	9
OLE MISS	43-32-75	26-57	45.6	11-21	52.4	12-14	85.7	6-22-28	14	13	4	6
Texas A&M	36-35-71	28-62	45.2	11-23	47.8	4-8	50.0	13-25-38	16	18	3	12
OLE MISS	37-38-75	24-58	41.4	9-26	34.6	18-19	94.7	9-24-33	16	12	4	14
OLE MISS	45-35-80	28-63	44.4	9-25	36.0	15-19	78.9	13-25-38	12	10	2	10
Georgia	33-31-64	21-52	40.4	11-25	44.0	11-16	68.8	9-23-32	11	20	5	5

REBEL CAREER HIGHS

#0

BLAKE HINSON**POINTS**

26 at Mississippi St. (1/12/19)

REBOUNDS

5, 4x, MR: at Iowa State (1/26/19)

FIELD GOALS

8 at Mississippi St. (1/12/19)

FREE THROWS

5, 2x, MR: at MSU (1/12/19)

THREE-POINTERS

5 at Mississippi St. (1/12/19)

ASSISTS

4, 2x, MR: vs. Auburn (1/9/19)

STEALS

3 vs. Auburn (1/9/19)

BLOCKS

1, 7x, MR: vs. Texas A&M (2/6/19)

#1

ZACH NAYLOR**POINTS**

5 vs. FGCU (12/29/18)

REBOUNDS

3 vs. FGCU (12/29/18)

FIELD GOALS

2 vs. FGCU (12/29/18)

FREE THROWS

2 vs. Chattanooga (12/16/18)

THREE-POINTERS

1 vs. FGCU (12/29/18)

ASSISTS

2 at Vanderbilt (1/5/19)

STEALS

1, 2x, MR: vs. FGCU (12/29/18)

BLOCKS

1 at Vanderbilt (1/5/19)

#2

DEVONTAE SHULER**POINTS**

24 vs. Cincinnati (11/24/18)

REBOUNDS

9 at Florida (1/30/19)

FIELD GOALS

9 vs. Cincinnati (11/24/18)

FREE THROWS

7 at Vanderbilt (1/5/19)

THREE-POINTERS

4 vs. Louisiana (11/10/17)

ASSISTS

6, 4x, MR: vs. LSU (1/15/19)

STEALS

4, 4x, MR: at Florida (1/30/19)

BLOCKS

1, 7x, MR: vs. Middle Tenn. (12/21/18)

#3

TERENCE DAVIS**POINTS**

33 vs. LSU (2/14/17)

REBOUNDS

13 vs. Arkansas (2/13/18)

FIELD GOALS

13 vs. LSU (2/14/17)

FREE THROWS

8, 2x, MR: at Florida (1/30/19)

THREE-POINTERS

6, 3x, MR: at Butler (11/16/18)

ASSISTS

9 vs. San Diego (11/28/18)

STEALS

7 vs. Texas A&M (2/6/19)

BLOCKS

4 vs. Nicholls (11/20/18)

#4

BREEIN TYREE**POINTS**

31, 2x, MR: at Georgia (2/9/19)

REBOUNDS

7 at Illinois St. (12/8/18)

FIELD GOALS

11, 2x, MR: at Georgia (2/9/19)

FREE THROWS

13 vs. Baylor (11/23/18)

THREE-POINTERS

5 vs. Mississippi State (2/2/19)

ASSISTS

7 at Kentucky (2/28/18)

STEALS

4 vs. FGCU (12/29/18)

BLOCKS

2 vs. Mississippi State (2/2/19)

#5

BRIAN HALUMS**POINTS**

6 vs. Western Michigan (11/10/18)

REBOUNDS

2 vs. Western Michigan (11/10/18)

FIELD GOALS

2, 2x, MR: at Alabama (1/22/19)

FREE THROWS

2, 3x, MR: vs. Iowa State (1/26/19)

THREE-POINTERS

1 at Alabama (1/22/19)

ASSISTS

2 vs. ULM (12/1/18)

STEALS

BLOCKS

#10

CARLOS CURRY**POINTS**

REBOUNDS

FIELD GOALS

FREE THROWS

THREE-POINTERS

ASSISTS

STEALS

BLOCKS

#11

FRANCO MILLER JR.**POINTS**

--

REBOUNDS

--

FIELD GOALS

FREE THROWS

--

THREE-POINTERS

--

ASSISTS

--

STEALS

--

BLOCKS

--

#12

BRUCE STEVENS**POINTS**

27 vs. Illinois State (12/16/17)

REBOUNDS

13 at Kentucky (2/28/18)

FIELD GOALS

9 at Texas A&M (1/16/18)

FREE THROWS

13 vs. Illinois State (12/16/17)

THREE-POINTERS

3 vs. South Carolina (3/7/18)

ASSISTS

3, 4x, MR: at Arkansas (1/20/18)

STEALS

3 at Missouri (2/20/18)

BLOCKS

2, 4x, MR: vs. Chattanooga (12/16/18)

#13

DOMINIK OLEJNICZAK**POINTS**

16 at Texas (1/27/18)

REBOUNDS

10 at Auburn (1/9/18)

FIELD GOALS

7 at Texas (Jan. 27, 2018)

FREE THROWS

3, 2x, MR: vs. Chattanooga (12/16/18)

THREE-POINTERS

ASSISTS

2, 6x, MR: vs. Texas A&M (2/6/19)

STEALS

3, 2x, MR: vs. Chattanooga (12/16/18)

BLOCKS

3, 2x, MR: at Kentucky (2/28/18)

#14

KJ BUFFEN**POINTS**

17 at Florida (1/30/19)

REBOUNDS

9 vs. Middle Tennessee (12/21/18)

FIELD GOALS

7 vs. San Diego (11/28/18)

FREE THROWS

8, 2x, MR: at Florida (1/30/19)

THREE-POINTERS

1, 2x, MR: at Florida (1/30/19)

ASSISTS

3, 2x, MR: vs. Middle Tenn. (12/21/18)

STEALS

3, 2x, MR: vs. LSU (1/15/19)

BLOCKS

2, 2x, MR: at Vanderbilt (1/5/19)

#15

LUIS RODRIGUEZ**POINTS**

7 at Alabama (1/22/19)

REBOUNDS

4 vs. ULM (12/1/18)

FIELD GOALS

2 at Alabama (1/22/19)

FREE THROWS

3 at Alabama (1/22/19)

THREE-POINTERS

--

ASSISTS

3 vs. Chattanooga (12/16/18)

STEALS

2 vs. ULM (12/1/18)

BLOCKS

2 vs. Middle Tennessee (12/21/18)

#20

D.C. DAVIS**POINTS**

12 vs. Western Michigan (11/10/18)

REBOUNDS

5 vs. FGCU (12/29/18)

FIELD GOALS

4 vs. Western Michigan (11/10/18)

FREE THROWS

6 vs. Nicholls (11/20/18)

THREE-POINTERS

2, 2x, MR: vs. FGCU (12/29/18)

ASSISTS

4 vs. Arkansas (1/19/19)

STEALS

3 vs. Western Michigan (11/10/18)

BLOCKS

#30

ANTONIO MORGANO**POINTS**

2 vs. FGCU (12/29/18)

REBOUNDS

1 vs. Western Michigan (11/10/18)

FIELD GOALS

1 vs. FGCU (12/29/18)

FREE THROWS

THREE-POINTERS

ASSISTS

STEALS

BLOCKS

#33

JOHN MCBRIDE**POINTS**

REBOUNDS

FIELD GOALS

FREE THROWS

THREE-POINTERS

ASSISTS

STEALS

BLOCKS

SEASON HIGHS

#0

BLAKE HINSON**POINTS**

26 at Mississippi St. (1/12/19)

REBOUNDS

5, 4x, MR: at Iowa State (1/26/19)

FIELD GOALS

8 at Mississippi St. (1/12/19)

FREE THROWS

5, 2x, MR: at MSU (1/12/19)

THREE-POINTERS

5 at Mississippi St. (1/12/19)

ASSISTS

4, 2x, MR: vs. Auburn (1/9/19)

STEALS

3 vs. Auburn (1/9/19)

BLOCKS

1, 7x, MR: vs. Texas A&M (2/6/19)

#1

ZACH NAYLOR**POINTS**

5 vs. FGCU (12/29/18)

REBOUNDS

3 vs. FGCU (12/29/18)

FIELD GOALS

2 vs. FGCU (12/29/18)

FREE THROWS

2 vs. Chattanooga (12/16/18)

THREE-POINTERS

1 vs. FGCU (12/29/18)

ASSISTS

2 at Vanderbilt (1/5/19)

STEALS

1, 2x, MR: vs. FGCU (12/29/18)

BLOCKS

1 at Vanderbilt (1/5/19)

#2

DEVONTAE SHULER**POINTS**

24 vs. Cincinnati (11/24/18)

REBOUNDS

9 at Florida (1/30/19)

FIELD GOALS

9 vs. Cincinnati (11/24/18)

FREE THROWS

7 at Vanderbilt (1/5/19)

THREE-POINTERS

3, 3x, MR: vs. MSU (2/2/19)

ASSISTS

6, 4x, MR: vs. LSU (1/15/19)

STEALS

4, 2x, MR: at Florida (1/30/19)

BLOCKS

1, 4x, MR: vs. Middle Tenn. (12/21/18)

#3

TERENCE DAVIS**POINTS**

30 at Butler (11/16/18)

REBOUNDS

12, 2x, MR: at Florida (1/30/19)

FIELD GOALS

10 at Butler (11/16/18)

FREE THROWS

8 at Florida (1/30/19)

THREE-POINTERS

6 at Butler (11/16/18)

ASSISTS

9 vs. San Diego (11/28/18)

STEALS

7 vs. Texas A&M (2/6/19)

BLOCKS

4 vs. Nicholls (11/20/18)

#4

BREEIN TYREE**POINTS**

31, 2x, MR: at Georgia (2/9/19)

REBOUNDS

7 at Illinois St. (12/8/18)

FIELD GOALS

11, 2x, MR: at Georgia (2/9/19)

FREE THROWS

13 vs. Baylor (11/23/18)

THREE-POINTERS

5 vs. Mississippi State (2/2/19)

ASSISTS

6, 3x, MR: vs. FGCU (12/29/18)

STEALS

4 vs. FGCU (12/29/18)

BLOCKS

2 vs. Mississippi State (2/2/19)

#5

BRIAN HALUMS**POINTS**

6 vs. Western Michigan (11/10/18)

REBOUNDS

2 vs. Western Michigan (11/10/18)

FIELD GOALS

2, 2x, MR: at Alabama (1/22/19)

FREE THROWS

2, 3x, MR: vs. Iowa State (1/26/19)

THREE-POINTERS

1 at Alabama (1/22/19)

ASSISTS

2 vs. ULM (12/1/18)

STEALS

BLOCKS

#10

CARLOS CURRY**POINTS**

REBOUNDS

FIELD GOALS

FREE THROWS

THREE-POINTERS

ASSISTS

STEALS

BLOCKS

#11

FRANCO MILLER JR.**POINTS**

REBOUNDS

FIELD GOALS

FREE THROWS

THREE-POINTERS

ASSISTS

STEALS

BLOCKS

#12

BRUCE STEVENS**POINTS**

17 vs. Baylor (11/23/18)

REBOUNDS

9 at Georgia (2/9/19)

FIELD GOALS

7 vs. Baylor (11/23/18)

FREE THROWS

4 at Georgia (2/9/19)

THREE-POINTERS

2, 4x, MR: vs. Arkansas (1/19/19)

ASSISTS

2, 2x, MR: vs. Auburn (1/9/19)

STEALS

2, 2x, MR: at Georgia (2/9/19)

BLOCKS

2 vs. Chattanooga (12/16/18)

#13

DOMINIK OLEJNICZAK**POINTS**

13 vs. Arkansas (1/19/19)

REBOUNDS

7, 2x, MR: vs. Auburn (1/9/19)

FIELD GOALS

5, 2x, MR: vs. Arkansas (1/19/19)

FREE THROWS

9 vs. Auburn (1/9/19)

THREE-POINTERS

ASSISTS

2, 4x, MR: vs. Texas A&M (2/6/19)

STEALS

3 vs. Chattanooga (12/16/18)

BLOCKS

2, 6x, MR: vs. Arkansas (1/19/19)

#14

KJ BUFFEN**POINTS**

17 at Florida (1/30/19)

REBOUNDS

9 vs. Middle Tennessee (12/21/18)

FIELD GOALS

7 vs. San Diego (11/28/18)

FREE THROWS

8, 2x, MR: at Florida (1/30/19)

THREE-POINTERS

1, 2x, MR: at Florida (1/30/19)

ASSISTS

3, 2x, MR: vs. Middle Tenn. (12/21/18)

STEALS

3, 2x, MR: vs. LSU (1/15/19)

BLOCKS

2, 2x, MR: at Vanderbilt (1/5/19)

#15

LUIS RODRIGUEZ**POINTS**

7 at Alabama (1/22/19)

REBOUNDS

4 vs. ULM (12/1/18)

FIELD GOALS

2 at Alabama (1/22/19)

FREE THROWS

3 at Alabama (1/22/19)

THREE-POINTERS

--

ASSISTS

3 vs. Chattanooga (12/16/18)

STEALS

2 vs. ULM (12/1/18)

BLOCKS

2 vs. Middle Tennessee (12/21/18)

#20

D.C. DAVIS**POINTS**

12 vs. Western Michigan (11/10/18)

REBOUNDS

5 vs. FGCU (12/29/18)

FIELD GOALS

4 vs. Western Michigan (11/10/18)

FREE THROWS

6 vs. Nicholls (11/20/18)

THREE-POINTERS

2, 2x, MR: vs. FGCU (12/29/18)

ASSISTS

4 vs. Arkansas (1/19/19)

STEALS

3 vs. Western Michigan (11/10/18)

BLOCKS

#30

ANTONIO MORGANO**POINTS**

2 vs. FGCU (12/29/18)

REBOUNDS

1 vs. Western Michigan (11/10/18)

FIELD GOALS

1 vs. FGCU (12/29/18)

FREE THROWS

THREE-POINTERS

ASSISTS

STEALS

BLOCKS

#33

JOHN MCBRIDE**POINTS**

REBOUNDS

FIELD GOALS

FREE THROWS

THREE-POINTERS

ASSISTS

STEALS

BLOCKS

THE LAST TIME ...

AN OLE MISS TEAM...

Scored 100+ points at home	105 vs. Oregon (Dec. 8, 2013)
Scored 100+ points on the road	104 at Mississippi State (4ot) (Jan. 24, 1990)
Scored 100+ points and lost	105 vs. Oregon (Dec. 8, 2013)
Scored 110+ points	111 vs. Mississippi Valley State (Nov. 22, 2013)
Scored 50 points or less	47 vs. Georgia (Jan. 11, 2017)
Scored 40 points or less	40 at Kentucky (Feb. 22, 2006)
Scored 50 or less and won	50-48 vs. SMU (Jan. 3, 2012)
Held opponent to 50 or less	47 vs. Southeastern Louisiana (Dec. 12, 2018)
Won an overtime game	90-87 at Missouri (Feb. 20, 2018)
Lost an overtime game	90-86 at Florida (Jan. 30, 2019)
Won a double overtime game	90-87 vs. Texas Tech (Mar. 23, 2010)
Lost a double overtime game	69-67 at Alabama (Feb. 4, 2012)
Played a triple overtime game	Never Happened
Played a four-overtime game	104-102 at Mississippi State (Jan. 24, 1990)
Made 10+ three-point field goals	11 vs. #21 Mississippi St. (Feb. 2, 2019)
Made 12+ three-point field goals	12 at #14 Mississippi St. (Jan. 12, 2019)
Made 15+ three-point field goals	15 at Syracuse (March 18, 2017)
Allowed 10+ three-point field goals	11 at Georgia (Feb. 9, 2019)
Had 15+ rebound margin	16 vs. Southeastern Louisiana (Dec. 12, 2018)
Had 20+ rebound margin	22 vs. Arkansas (Jan. 11, 2012)
Had 25+ rebound margin	25 vs. Florida A&M (Dec. 22, 2008)
Had 50+ rebounds	50 vs. Tennessee (Jan. 17, 2017)
Had 60+ rebounds	64 vs. Troy (Nov. 27, 2007)
Had two players with 10+ rebounds	at #22 Auburn (Jan. 9, 2018) Terence Davis (10), Dominik Olejniczak (10)
Had three players with 10+ rebounds	vs. Georgia (Jan. 9, 2016) Sebastian Saiz (10), Martavious Newby (10), and Rasheed Brooks (10)
Had two players with 20+ points	at Florida (Jan. 30, 2019) Terence Davis (26), Breein Tyree (20)
Attempted 30+ free throws	37 vs. #10 Auburn (Jan. 9, 2019)
Attempted 40+ free throws	55 vs. Missouri (March 9, 2017)
Attempted 50+ free throws	55 vs. Missouri (March 9, 2017)
Made 25+ free throws	27 vs. #10 Auburn (Jan. 9, 2019)
Made 30+ free throws	31 vs. Missouri (March 9, 2017)
Made 35+ free throws	40 vs. Georgia Southern (Nov. 17, 2015)
Made 40+ free throws	40 vs. Georgia Southern (Nov. 17, 2015)
Shot 90% or better from FT line	94.7% (18-19) vs. Texas A&M (Feb. 6, 2019)
Had 20+ assists	22 vs. FGCU (Dec. 29, 2018)
Had 25+ assists	25 vs. ULM (Dec. 1, 2018)
Had 30+ assists	32 vs. Centenary (Dec. 19, 2009)
Had 20+ turnovers	21 at Mississippi State (Feb. 22, 2017)
Had 25+ turnovers	26 vs. Southern Utah (Nov. 18, 2005)
Forced 20+ turnovers	20 at Georgia (Feb. 9, 2019)
Forced 25+ turnovers	25 vs. Bradley (Nov. 28, 2015)
Forced 30+ turnovers	31 vs. Louisiana-Monroe (Nov. 24, 2007)
Had 10+ steals	10 at Georgia (Feb. 9, 2019)
Had 15+ steals	15 vs. Western Michigan (Nov. 10, 2018)
Had 20+ steals	20 vs. Lipscomb (Nov. 23, 2012)
Blocked 5+ shots	6 at Vanderbilt (Jan. 5, 2019)
Blocked 10+ shots	10 vs. Texas A&M-Corpus Christi (Dec. 19, 2017)
Blocked 12+ shots	13 vs. Bradley (Dec. 19, 2016)
Beat a ranked team	81-77 at #14 Mississippi St. (Jan. 12, 2019)
Beat a ranked team on the road	81-77 at #14 Mississippi St. (Jan. 12, 2019)
Beat a ranked team on a neutral floor	75-68 vs. #23 Creighton (Nov. 28, 2014)
Kept every opposing player out of double figures	vs. Mississippi St. (Jan. 6, 2018)
Had all five starters score in double figures	at Memphis (Dec. 18, 2015)
Had five players score in double figures	vs. FGCU (Dec. 29, 2018)
Had six players score in double figures	at Auburn (Jan. 7, 2017)
Had no players score in double figures	at LSU (Jan. 7, 2012)
Overcame a 5-point+ halftime deficit to win	6 vs. Mississippi State (Jan. 6, 2018)
Overcame a 5-point+ halftime deficit on the road to win	5 at Vanderbilt (Feb. 4, 2017)
Overcame a 10-point+ halftime deficit to win	20 vs. Auburn (Feb. 11, 2017)
Overcame a 20-point+ halftime deficit to win	20 vs. Auburn (Feb. 11, 2017)
Overcame a 15-point+ second half deficit to win	23 vs. Auburn (Feb. 11, 2017)
Overcame a 20-point+ second half deficit to win	23 vs. Auburn (Feb. 11, 2017)
Went on a 20-0 run	28 vs. Chattanooga (Dec. 16, 2018)
Went on a 25-0 run	28 vs. Chattanooga (Dec. 16, 2018)

AN OLE MISS PLAYER...

Scored 20+ points	31, Breein Tyree at Georgia (Feb. 9, 2019)
Scored 30+ points	31, Breein Tyree at Georgia (Feb. 9, 2019)
Scored 35+ points	41, Deandre Burnett vs. Oral Roberts (Nov. 18, 2016)
Scored 40+ points	41, Deandre Burnett vs. Oral Roberts (Nov. 18, 2016)
Scored 50+ points	53, Gerald Glass vs. LSU (Mar. 4, 1989)
Scored 20+ points in 5 straight games	Breein Tyree (1/26/19-2/9/19)
Scored 20+ points in 10 straight games	Stefan Moody (11/25/15-1/28/16)
Scored 20+ points in 14 straight games	Stefan Moody (11/25/15-1/28/16)
Scored 20+ points in 18 straight games	Joe Gibbon (12/10/56-2/28/57)
Scored 20+ points in 22 straight games	Johnny Neumann (12/01/70-2/22/71)
Made 5+ 3-pointers	5, Breein Tyree vs. #21 Mississippi St. (Feb. 2, 2019)
Made 7+ 3-pointers	9, Deandre Burnett vs. Oral Roberts (Nov. 18, 2016)
Made 8+ 3-pointers	9, Deandre Burnett vs. Oral Roberts (Nov. 18, 2016)
Made 9+ 3-pointers	9, Deandre Burnett vs. Oral Roberts (Nov. 18, 2016)
Made 10+ 3-pointers	10, Marshall Henderson vs. Oregon (Dec. 8, 2013)
Attempted 10+ 3-pointers	11, Blake Hinson at #14 Mississippi St. (Jan. 12, 2019)
Attempted 15+ 3-pointers	17, Stefan Moody vs. Alabama (March 10, 2016)
Had a double-double	Terence Davis (26 points, 12 rebounds) at Florida (Jan. 30, 2019)
Had a double-double in 2 straight games	Sebastian Saiz (3/4/17-3/9/17)
Had a double-double in 3 straight games	Sebastian Saiz (1/28/17-2/4/17)
Had a double-double in 4 straight games	Sebastian Saiz (1/28/17-2/8/17)
Had a double-double in 5 straight games	Sebastian Saiz (12/15/16-1/3/17)
Had a double-double in 6 straight games	Sebastian Saiz (12/15/16-1/7/17)
Had a double-double in 7 straight games	Rahim Lockhart (11/19/99-12/4/99)
Had 5+ double-doubles in a season	5, Terence Davis - 2016-17 season
Had 10+ double-doubles in a season	23, Sebastian Saiz - 2016-17 season
Had 18+ double-doubles in a season	23, Sebastian Saiz - 2016-17 season
Had 20+ double-doubles in a season	23, Sebastian Saiz 2016-17 season
Had 20+ points and 15+ rebounds	Sebastian Saiz, 21 pts/15 rebs vs. South Carolina (March 4, 2017)
Had 20+ points and 20+ rebounds	Walter Actwood, 22 pts/22 rebs vs. ISU-Evansville (Dec. 1, 1975)
Had 15+ rebounds	15, Sebastian Saiz vs. Georgia Tech (March 21, 2017)
Had 20+ rebounds	20, Murphy Holloway vs. Auburn (Feb. 24, 2010)
Had 10+ offensive rebounds	10, Dwayne Curtis vs. Auburn (Feb. 25, 2006)
Had 10+ defensive rebounds	11, Terence Davis vs. #10 Auburn (Jan. 9, 2019)
Had 10+ assists	10, Jarvis Summers vs. BYU (March 17, 2015)
Had 15+ assists	15, Sean Tuohy vs. Auburn (Jan. 26, 1980)
Had 9+ assists and 0 turnovers	9, Cullen Neal vs. South Alabama (Dec. 22, 2016)
Had 8+ assists and 0 turnovers	8, Deandre Burnett at Texas A&M (Jan. 16, 2018)
Had 5+ blocks	6, Sebastian Saiz vs. Bradley (Dec. 19, 2016)
Had 8+ blocks	8, Reginald Buckner at Arkansas (Feb. 5, 2011)
Had 5+ steals	7, Terence Davis vs. Texas A&M (Feb. 6, 2019)
Had 7+ steals	7, Terence Davis vs. Texas A&M (Feb. 6, 2019)
Had 8+ steals	8, Gerald Glass vs. Christian Bros. (Nov. 25, 1988)
Made 10+ free throws	13, Breein Tyree vs. Baylor (Nov. 23, 2018)
Made 15+ free throws	15, Stefan Moody vs. Mississippi State (March 3, 2016)
Attempted 10+ free throws	10, Terence Davis at Florida (Jan. 30, 2019)
Attempted 15+ free throws	17, Breein Tyree vs. Baylor (Nov. 23, 2018)
Attempted 20+ free throws	20, Ansu Sesay vs. Arkansas (Feb. 18, 1995)
Shot 100% from the floor (min. 5)	KJ Buffen, 5-5 vs. LSU (Jan. 15, 2019)
Shot 90% from the floor (min. 10)	Marcanvis Hymon, 10-11 vs. Towson (Nov. 20, 2015)
Played 40+ minutes	43, Terence Davis; 41, Breein Tyree at Florida (Jan. 30, 2019)
Fouled out	Terence Davis vs. #21 Mississippi St. (Feb. 2, 2019)


RADIO/TV ROSTER




0
BLAKE HINSON
 6-7 • 229 • G/F • Fr.
 Deltona, Fla.




1
ZACH NAYLOR
 6-8 • 220 • F • Jr.
 Houston, Texas




2
DEVONTAE SHULER
 6-2 • 192 • G • So.
 Irmo, S.C.




3
TERENCE DAVIS
 6-4 • 205 • G • Sr.
 Southaven, Miss.




4
BREEIN TYREE
 6-2 • 195 • G • Jr.
 Somerset, N.J.




5
BRIAN HALUMS
 6-5 • 188 • G • Jr.
 Hollandale, Miss.




10
CARLOS CURRY
 6-11 • 235 • F • Fr.
 Albany, Ga.



11
FRANCO MILLER JR.
 6-2 • 202 • G • Fr.
 Freeport, Bahamas



12
BRUCE STEVENS
 6-8 • 252 • F • Sr.
 Louin, Miss.



13
DOMINIK OLEJNICZAK
 7-0 • 260 • C • Jr.
 Torun, Poland



14
KJ BUFFEN
 6-7 • 220 • F • Fr.
 Gainesville, Ga.




15
LUIS RODRIGUEZ
 6-6 • 202 • G/F • Fr.
 Los Angeles, Calif.



20
D.C. DAVIS
 5-11 • 185 • G • Sr.
 Purvis, Miss.



30
ANTONIO MORGANO
 5-10 • 173 • G • So.
 Morgantown, W. Va.




33
JOHN MCBRIDE
 6-5 • 216 • G • Fr.
 Memphis, Tenn.



KERMIT DAVIS
 Head Coach
 First year at Ole Miss



WIN CASE
 Assistant Coach
 First year at Ole Miss



RONNIE HAMILTON
 Assistant Coach
 First year at Ole Miss



LEVI WATKINS
 Assistant Coach
 First year at Ole Miss

BOX SCORES

GAME 1: OLE MISS 90, WESTERN MICHIGAN 64



Official Basketball Box Score -- Game Totals -- Final Statistics
Western Michigan vs Ole Miss
11-10-18 3 p.m. at Oxford, Miss. (The Pavilion at Ole Miss)



Western Michigan 64 • 1-1

Table with columns: Player, FG-FGA, 3-Ptr, FT-FTA, Rebounds, PF, TP, A, TO, Blk, Stl, Min. Lists stats for players like DAVIS, Josh, WILKINS, Kawanise, etc.

Summary statistics for Western Michigan: FG % 1st Half: 40.0%, 2nd half: 41.7%, Game: 40.8%. 3FG % 1st Half: 28.6%, 2nd half: 41.7%, Game: 36.8%. FT % 1st Half: 0.0%, 2nd half: 85.0%, Game: 81.0%.

Ole Miss 90 • 1-0

Table with columns: Player, FG-FGA, 3-Ptr, FT-FTA, Rebounds, PF, TP, A, TO, Blk, Stl, Min. Lists stats for players like Hinson,Blake, Olejniczak, Dominik, etc.

Summary statistics for Ole Miss: FG % 1st Half: 53.3%, 2nd half: 54.8%, Game: 54.1%. 3FG % 1st Half: 38.5%, 2nd half: 55.6%, Game: 45.5%. FT % 1st Half: 66.7%, 2nd half: 89.9%, Game: 77.8%.

Officials: Chuck Jones, Tim Gattis, John Hampton
Technical fouls: Western Michigan-None. Ole Miss-None.
Attendance: 5205

Score by periods table with columns: 1st, 2nd, Total. Shows scores for Western Michigan and Ole Miss.

Points in Paint, Off T/O, 2nd Chance, Fast Break, Bench. Shows performance metrics for both teams.

Last FG - WMU 2nd-06:16, OM 2nd-00:43.
Largest lead - WMU None, OM by 29 2nd-01:41.
WMU led for 00:00, OM led for 37:57. Game was tied for 01:56.

GAME 3: OLE MISS 75, NICHOLLS 55



Official Basketball Box Score -- Game Totals -- Final Statistics
Nicholls vs Ole Miss
11-20-18 6 p.m. at Oxford, Miss. (The Pavilion at Ole Miss)



Nicholls 55 • 2-4

Table with columns: Player, FG-FGA, 3-Ptr, FT-FTA, Rebounds, PF, TP, A, TO, Blk, Stl, Min. Lists stats for players like Moore, Brandon, Regis, Daniel, etc.

Summary statistics for Nicholls: FG % 1st Half: 31.0%, 2nd half: 36.1%, Game: 33.8%. 3FG % 1st Half: 36.4%, 2nd half: 23.1%, Game: 29.2%. FT % 1st Half: 0.1%, 2nd half: 80.0%, Game: 66.7%.

Ole Miss 75 • 2-1

Table with columns: Player, FG-FGA, 3-Ptr, FT-FTA, Rebounds, PF, TP, A, TO, Blk, Stl, Min. Lists stats for players like Hinson,Blake, Stevens, Bruce, etc.

Summary statistics for Ole Miss: FG % 1st Half: 45.2%, 2nd half: 52.2%, Game: 48.1%. 3FG % 1st Half: 33.3%, 2nd half: 37.5%, Game: 35.3%. FT % 1st Half: 85.7%, 2nd half: 68.8%, Game: 73.9%.

Officials: Anthony Jordan, Robert Felder, Hunter Allen
Technical fouls: Nicholls-None. Ole Miss-None.
Attendance: 5903

Score by periods table with columns: 1st, 2nd, Total. Shows scores for Nicholls and Ole Miss.

Points in Paint, Off T/O, 2nd Chance, Fast Break, Bench. Shows performance metrics for both teams.

Last FG - NICH 2nd-00:29, OM 2nd-00:11.
Largest lead - NICH None, OM by 21 2nd-14:50.
NICH led for 00:00, OM led for 39:59. Game was tied for 00:51.

GAME 2: BUTLER 83, OLE MISS 76



Official Basketball Box Score -- Game Totals -- Final Statistics
Ole Miss vs Butler
11/16/18 8:00 pm at Indianapolis, Ind. (Hinkle Fieldhouse)



Ole Miss 76 • 1-1

Table with columns: Player, FG-FGA, 3-Ptr, FT-FTA, Rebounds, PF, TP, A, TO, Blk, Stl, Min. Lists stats for players like Olejniczak, Dominik, Hinson,Blake, etc.

Summary statistics for Ole Miss: FG % 1st Half: 48.0%, 2nd half: 45.2%, Game: 46.4%. 3FG % 1st Half: 45.5%, 2nd half: 40.0%, Game: 42.3%. FT % 1st Half: 58.3%, 2nd half: 66.7%, Game: 61.9%.

Butler 83 • 3-0

Table with columns: Player, FG-FGA, 3-Ptr, FT-FTA, Rebounds, PF, TP, A, TO, Blk, Stl, Min. Lists stats for players like Sean McDermott, Nate Fowler, etc.

Summary statistics for Butler: FG % 1st Half: 48.4%, 2nd half: 43.5%, Game: 46.3%. 3FG % 1st Half: 46.2%, 2nd half: 40.0%, Game: 43.5%. FT % 1st Half: 55.6%, 2nd half: 100.0%, Game: 85.2%.

Officials: Don Daily,Brian O'Connell,Mike Stephens
Technical fouls: Ole Miss-None. Butler-None.
Attendance: 8328
2018-19 Men's Basketball. Round: 0. Butler vs Ole Miss. Played at .

Score by periods table with columns: 1st, 2nd, Total. Shows scores for Ole Miss and Butler.

Points in Paint, Off T/O, 2nd Chance, Fast Break, Bench. Shows performance metrics for both teams.

Last FG - OM 2nd-00:38, BUT 2nd-01:14.
Largest lead - OM by 5 2nd-06:19, BUT by 9 2nd-01:14.
OM led for 04:42, BUT led for 33:21. Game was tied for 01:57.

GAME 4: OLE MISS 78, BAYLOR 70



Official Basketball Box Score -- Game Totals -- Final Statistics
Baylor vs Ole Miss
11/23/18 8:30 PM at Emerald Coast Classic - Niceville, FL



Baylor 70 • 3-2

Table with columns: Player, FG-FGA, 3-Ptr, FT-FTA, Rebounds, PF, TP, A, TO, Blk, Stl, Min. Lists stats for players like Bando, D., McClure, K., etc.

Summary statistics for Baylor: FG % 1st Half: 46.2%, 2nd half: 46.4%, Game: 46.3%. 3FG % 1st Half: 16.7%, 2nd half: 8.3%, Game: 21.8%. FT % 1st Half: 87.5%, 2nd half: 66.7%, Game: 81.8%.

Ole Miss 78 • 3-1

Table with columns: Player, FG-FGA, 3-Ptr, FT-FTA, Rebounds, PF, TP, A, TO, Blk, Stl, Min. Lists stats for players like Hinson,Blake, Shuler,Devontae, etc.

Summary statistics for Ole Miss: FG % 1st Half: 37.5%, 2nd half: 41.7%, Game: 39.3%. 3FG % 1st Half: 31.2, 2nd half: 25.0%, Game: 25.0%. FT % 1st Half: 84.2%, 2nd half: 76.5%, Game: 80.6%.

Officials: Mike Eades, Doug Shows, Pat Adams
Technical fouls: Baylor-None. Ole Miss-None.
Attendance: 1250

Score by periods table with columns: 1st, 2nd, Total. Shows scores for Baylor and Ole Miss.

Points in Paint, Off T/O, 2nd Chance, Fast Break, Bench. Shows performance metrics for both teams.

Last FG - BU 2nd-00:04, OM 2nd-02:45.
Largest lead - BU by 2 1st-19:11, OM by 13 1st-13:16.
BU led for 00:32, OM led for 36:09. Game was tied for 03:19.

BOX SCORES

GAME 5: CINCINNATI 71, OLE MISS 57



Official Basketball Box Score -- Game Totals -- Final Statistics Cincinnati vs Ole Miss 11/24/18 6:00 PM at Emerald Coast Classic - Niceville, FL



Cincinnati 71 • 5-1

Box score table for Cincinnati vs Ole Miss, Game 5. Columns include Player, FG-FGA, 3-Ptr, FT-FTA, Rebounds, PF, TP, A TO Blk, Stl, Min. Totals: 20-50, 6-14, 25-35, 11 22 33, 18 71, 9 7 6 4, 200.

Summary statistics for Cincinnati vs Ole Miss, Game 5. FG % 1st Half: 9-22 40.9%, 2nd half: 11-28 39.3%, Game: 20-50 40.0%. 3FG % 1st Half: 3-7 42.9%, 2nd half: 3-7 42.9%, Game: 6-14 42.9%. FT % 1st Half: 16-21 76.2%, 2nd half: 9-14 64.3%, Game: 25-35 71.4%. Deadball Rebounds: 10.3.

Ole Miss 57 • 3-2

Box score table for Ole Miss vs Cincinnati, Game 5. Columns include Player, FG-FGA, 3-Ptr, FT-FTA, Rebounds, PF, TP, A TO Blk, Stl, Min. Totals: 19-51, 3-21, 16-17, 8 19 27, 26 57, 3 11 6 3, 200.

Summary statistics for Ole Miss vs Cincinnati, Game 5. FG % 1st Half: 11-28 39.3%, 2nd half: 8-23 34.8%, Game: 19-51 37.3%. 3FG % 1st Half: 3-10 30.0%, 2nd half: 0-11 0.0%, Game: 3-21 14.3%. FT % 1st Half: 8-9 88.9%, 2nd half: 8-8 100.0%, Game: 16-17 94.1%. Deadball Rebounds: 0.

Officials: John Higgins, Mike Eades, Pat Adams. Technical fouls: Cincinnati-TEAM, Ole Miss-Davis, Terence. Attendance: 1250. Outstanding Performer - Jarron Cumberland (CIN)

Score by periods table for Game 5. Cincinnati: 37, 34, 71. Ole Miss: 33, 24, 57.

Points in Paint, Turnovers, 2nd Chance, Fast Break, Bench for Game 5. Cincinnati: 20, 17, 9, 0, 17. Ole Miss: 22, 11, 6, 0, 8.

Last FG - UC 2nd-05:08, OM 2nd-05:29. Largest lead - UC by 18 2nd-02:27, OM by 3 1st-19:18. UC led for 36:34, OM led for 01:20. Game was tied for 02:06.

Score tied - 3 times. Lead changed - 1 time.

GAME 7: OLE MISS 83, ULM 60



Official Basketball Box Score -- Game Totals -- Final Statistics ULM vs Ole Miss 12-1-18 1 p.m. at Oxford, Miss. (The Pavilion at Ole Miss)



ULM 60 • 3-4

Box score table for ULM vs Ole Miss, Game 7. Columns include Player, FG-FGA, 3-Ptr, FT-FTA, Rebounds, PF, TP, A TO Blk, Stl, Min. Totals: 20-52, 7-23, 13-19, 6 18 24, 11 60, 14 11 0 4, 200.

Summary statistics for ULM vs Ole Miss, Game 7. FG % 1st Half: 10-26 38.5%, 2nd half: 10-26 38.5%, Game: 20-52 38.5%. 3FG % 1st Half: 2-7 28.6%, 2nd half: 5-14 35.7%, Game: 7-21 33.3%. FT % 1st Half: 9-13 69.2%, 2nd half: 4-6 66.7%, Game: 13-19 68.4%. Deadball Rebounds: 4.

Ole Miss 83 • 5-2

Box score table for Ole Miss vs ULM, Game 7. Columns include Player, FG-FGA, 3-Ptr, FT-FTA, Rebounds, PF, TP, A TO Blk, Stl, Min. Totals: 33-63, 11-29, 6-8, 13 28 41, 19 83, 25 11 3 7, 200.

Summary statistics for Ole Miss vs ULM, Game 7. FG % 1st Half: 17-27 63.0%, 2nd half: 16-36 44.4%, Game: 33-63 52.4%. 3FG % 1st Half: 6-14 42.9%, 2nd half: 5-15 33.3%, Game: 11-29 37.9%. FT % 1st Half: 4-6 66.7%, 2nd half: 2-2 100.0%, Game: 6-8 75.0%. Deadball Rebounds: 1.

Officials: Mike Nance, Robert Felder, Stephen Orkus Jr. Technical fouls: ULM-None, Ole Miss-None. Attendance: 6128

Score by periods table for Game 7. ULM: 31, 29, 60. Ole Miss: 44, 39, 83.

Points in Paint, Turnovers, 2nd Chance, Fast Break, Bench for Game 7. ULM: 18, 13, 5, 2, 15. Ole Miss: 36, 20, 17, 6, 20.

Last FG - ULM 2nd-00:48, OM 2nd-00:12. Largest lead - ULM None, OM by 25 2nd-05:33. ULM led for 00:00, OM led for 38:54. Game was tied for 01:06.

Score tied - 0 times. Lead changed - 0 times.

GAME 6: OLE MISS 93, SAN DIEGO 86



Official Basketball Box Score -- Game Totals -- Final Statistics San Diego vs Ole Miss 11-28-18 6:30 p.m. at Oxford, Miss. (The Pavilion at Ole Miss)



San Diego 86 • 5-2

Box score table for San Diego vs Ole Miss, Game 6. Columns include Player, FG-FGA, 3-Ptr, FT-FTA, Rebounds, PF, TP, A TO Blk, Stl, Min. Totals: 31-64, 9-23, 15-18, 9 17 26, 21 86, 21 13 0 6, 200.

Summary statistics for San Diego vs Ole Miss, Game 6. FG % 1st Half: 15-31 48.4%, 2nd half: 16-33 48.5%, Game: 31-64 48.4%. 3FG % 1st Half: 3-9 33.3%, 2nd half: 6-14 42.9%, Game: 9-23 39.1%. FT % 1st Half: 4-5 80.0%, 2nd half: 11-13 84.6%, Game: 15-18 83.3%. Deadball Rebounds: 1.

Ole Miss 93 • 4-2

Box score table for Ole Miss vs San Diego, Game 6. Columns include Player, FG-FGA, 3-Ptr, FT-FTA, Rebounds, PF, TP, A TO Blk, Stl, Min. Totals: 33-54, 7-16, 20-23, 7 26 33, 19 93, 20 14 4 7, 200.

Summary statistics for Ole Miss vs San Diego, Game 6. FG % 1st Half: 15-29 51.7%, 2nd half: 18-25 72.0%, Game: 33-54 61.1%. 3FG % 1st Half: 3-10 30.0%, 2nd half: 4-8 50.0%, Game: 7-16 43.8%. FT % 1st Half: 6-7 85.7%, 2nd half: 14-16 87.5%, Game: 20-23 87.0%. Deadball Rebounds: 0.

Officials: Pat Adams, Joe Lindsay, Byron Jarrett. Technical fouls: San Diego-FLORESCA, Alex. Ole Miss-None. Attendance: 5968

Score by periods table for Game 6. San Diego: 37, 49, 86. Ole Miss: 39, 54, 93.

Points in Paint, Turnovers, 2nd Chance, Fast Break, Bench for Game 6. San Diego: 38, 21, 13, 2, 15. Ole Miss: 40, 12, 12, 4, 19.

Last FG - USD 2nd-00:11, OM 2nd-02:04. Largest lead - USD by 2 1st-16:45, OM by 16 2nd-04:35. USD led for 00:27, OM led for 34:32. Game was tied for 05:01.

Score tied - 4 times. Lead changed - 4 times.

GAME 8: OLE MISS 81, ILLINOIS STATE 74



Official Basketball Box Score -- Game Totals -- Final Statistics Ole Miss vs Illinois State 12/08/18 7 p.m. at Doug Collins Court at Redbird Arena



Ole Miss 81 • 6-2

Box score table for Ole Miss vs Illinois State, Game 8. Columns include Player, FG-FGA, 3-Ptr, FT-FTA, Rebounds, PF, TP, A TO Blk, Stl, Min. Totals: 30-57, 7-19, 14-15, 0 30 39, 18 81, 16 16 2 7, 200.

Summary statistics for Ole Miss vs Illinois State, Game 8. FG % 1st Half: 18-30 60.0%, 2nd half: 12-27 44.4%, Game: 30-57 52.6%. 3FG % 1st Half: 5-9 55.6%, 2nd half: 2-10 20.0%, Game: 7-19 36.8%. FT % 1st Half: 0-1 0.0%, 2nd half: 14-14 100.0%, Game: 14-15 93.3%. Deadball Rebounds: 0.

Illinois State 74 • 6-5

Box score table for Illinois State vs Ole Miss, Game 8. Columns include Player, FG-FGA, 3-Ptr, FT-FTA, Rebounds, PF, TP, A TO Blk, Stl, Min. Totals: 26-63, 10-25, 12-19, 12 19 31, 15 74, 15 10 3 7, 200.

Summary statistics for Illinois State vs Ole Miss, Game 8. FG % 1st Half: 13-30 43.3%, 2nd half: 13-33 39.4%, Game: 26-63 41.3%. 3FG % 1st Half: 3-9 33.3%, 2nd half: 7-16 43.8%, Game: 10-25 40.0%. FT % 1st Half: 7-10 70.0%, 2nd half: 5-9 55.6%, Game: 12-19 63.2%. Deadball Rebounds: 2.

Officials: Kelly Self, Antonio Petty, Bret Smith. Technical fouls: Ole Miss-Olejniczak, Dominik. Illinois State-None. Attendance: 6598. 4:08 (2nd) - Technical foul on Ole Miss #13 (Olejniczak)

Score by periods table for Game 8. Ole Miss: 41, 40, 81. Illinois State: 36, 38, 74.

Points in Paint, Turnovers, 2nd Chance, Fast Break, Bench for Game 8. Ole Miss: 32, 12, 10, 12, 15. Illinois State: 36, 9, 11, 0, 21.

Last FG - OM 2nd-00:23, ILS 2nd-00:06. Largest lead - OM by 14 2nd-16:34, ILS by 4 1st-17:34. OM led for 30:43, ILS led for 07:50. Game was tied for 01:27.

Score tied - 1 time. Lead changed - 3 times.

BOX SCORES

GAME 17: #18 OLE MISS 84, ARKANSAS 67



Official Basketball Box Score - Game Totals - Final Statistics
Arkansas vs Ole Miss
1-19-19 12 p.m. at Oxford, Miss. (The Pavilion at Ole Miss)



Arkansas 67 • 10-7, 1-4 SEC

Table with columns: Player, Total, 3-Ptr, Rebounds, PF, TP, A TO Blk Stl Min. Includes player stats for GAFFORD, DANIEL, CHANEY, REGGIE, etc.

FG % 1st Half: 11-25 44.0% 2nd half: 11-30 36.7% Game: 22-55 40.0%
3FG % 1st Half: 3-9 33.3% 2nd half: 3-14 21.4% Game: 6-23 26.1%
FT % 1st Half: 10-13 76.9% 2nd half: 7-8 87.5% Game: 17-21 81.0%

Ole Miss 84 • 14-3, 4-1 SEC

Table with columns: Player, Total, 3-Ptr, Rebounds, PF, TP, A TO Blk Stl Min. Includes player stats for Hinson, Blake, Olejniczak, Dominik, etc.

FG % 1st Half: 18-35 51.4% 2nd half: 13-29 44.8% Game: 31-64 48.4%
3FG % 1st Half: 3-11 27.3% 2nd half: 4-11 36.4% Game: 7-22 31.8%
FT % 1st Half: 7-8 87.5% 2nd half: 8-9 88.9% Game: 15-17 88.2%

Officials: Doug Shows, Tony Greene, R.B. Clyburn
Technical fouls: Arkansas-None, Ole Miss-None.
Attendance: 9500

Score by periods table with columns: 1st, 2nd, Total. Shows scores for Arkansas and Ole Miss.

Last FG - AR 2nd-00:07, OM 2nd-00:16.
Largest lead - AR None, OM by 19 2nd-02:00.
AR led for 00:00, OM led for 39:20. Game was tied for 00:40.

Score tied - 0 times.
Lead changed - 0 times.

GAME 19: #24 IOWA STATE 87, #20 OLE MISS 73



Official Basketball Box Score - Game Totals - Final Statistics
Iowa State vs Ole Miss
1-26-19 11 a.m. at Oxford, Miss. (The Pavilion at Ole Miss)



Iowa State 87 • 15-5

Table with columns: Player, Total, 3-Ptr, Rebounds, PF, TP, A TO Blk Stl Min. Includes player stats for Jacobson, Michael, Weiler-Babb, Nick, etc.

FG % 1st Half: 18-29 62.1% 2nd half: 20-26 76.9% Game: 38-55 69.1%
3FG % 1st Half: 4-9 44.4% 2nd half: 4-6 66.7% Game: 8-15 53.3%
FT % 1st Half: 3-3 100.0% 2nd half: 0-1 0.0% Game: 3-4 75.0%

Ole Miss 73 • 14-5

Table with columns: Player, Total, 3-Ptr, Rebounds, PF, TP, A TO Blk Stl Min. Includes player stats for Hinson, Blake, Olejniczak, Dominik, etc.

FG % 1st Half: 13-38 34.2% 2nd half: 12-31 38.7% Game: 25-69 36.2%
3FG % 1st Half: 5-12 41.7% 2nd half: 3-12 25.0% Game: 8-24 33.3%
FT % 1st Half: 7-8 87.5% 2nd half: 8-9 88.9% Game: 15-17 88.2%

Officials: Pat Adams, Olandis Poole, John Hampton
Technical fouls: Iowa State-None, Ole Miss-None.
Attendance: 8839

Score by periods table with columns: 1st, 2nd, Total. Shows scores for Iowa State and Ole Miss.

Last FG - ISU 2nd-01:00, OM 2nd-02:00.
Largest lead - ISU by 17 2nd-03:59, OM None.
ISU led for 38:24, OM led for 00:00. Game was tied for 01:36.

Score tied - 0 times.
Lead changed - 0 times.

GAME 18: ALABAMA 74, #20 OLE MISS 53



Official Basketball Box Score - Game Totals - Final Statistics
Ole Miss vs Alabama
1/22/19 8:05 p.m. CT at Tuscaloosa, Ala. (Coleman Coliseum)



Ole Miss 53 • 14-4, 2-2

Table with columns: Player, Total, 3-Ptr, Rebounds, PF, TP, A TO Blk Stl Min. Includes player stats for Hinson, Blake, Olejniczak, Dominik, etc.

FG % 1st Half: 10-22 45.5% 2nd half: 10-28 35.7% Game: 20-50 40.0%
3FG % 1st Half: 4-10 40.0% 2nd half: 2-10 20.0% Game: 6-20 30.0%
FT % 1st Half: 4-4 50.0% 2nd half: 5-10 50.0% Game: 7-14 50.0%

Alabama 74 • 12-6, 3-3

Table with columns: Player, Total, 3-Ptr, Rebounds, PF, TP, A TO Blk Stl Min. Includes player stats for Hall, Dontae, Mack, Tevin, etc.

FG % 1st Half: 17-36 47.2% 2nd half: 8-29 27.6% Game: 25-65 38.5%
3FG % 1st Half: 5-12 41.7% 2nd half: 2-10 20.0% Game: 7-22 31.8%
FT % 1st Half: 3-4 75.0% 2nd half: 14-18 77.8% Game: 17-22 77.3%

Officials: Don Daily, Joe Lindsay, Chuck Jones
Technical fouls: Ole Miss-Davis, Terence, Alabama-None.
Attendance: 10710

Score by periods table with columns: 1st, 2nd, Total. Shows scores for Ole Miss and Alabama.

Last FG - OM 2nd-02:06, UA 2nd-01:40.
Largest lead - OM by 4 1st-18:36, UA by 29 2nd-05:54.
OM led for 02:16, UA led for 37:26. Game was tied for 00:18.

Score tied - 0 times.
Lead changed - 4 times.

GAME 20: FLORIDA 90, OLE MISS 86 (OT)



Official Basketball Box Score - Game Totals - Final Statistics
Ole Miss vs Florida
1/30/19 6:30 p.m. at Exactech Arena - Gainesville, Fla.



Ole Miss 86 • 14-6, 4-3 SEC

Table with columns: Player, Total, 3-Ptr, Rebounds, PF, TP, A TO Blk Stl Min. Includes player stats for Olejniczak, Dominik, Shuler, Devontae, etc.

FG % 1st Half: 10-26 38.5% 2nd half: 16-27 59.3% OT: 3-10 30.0% Game: 29-63 46.0%
3FG % 1st Half: 1-8 12.5% 2nd half: 4-9 44.4% OT: 1-6 16.7% Game: 6-23 26.1%
FT % 1st Half: 9-12 75.0% 2nd half: 10-10 100.0% OT: 3-4 75.0% Game: 22-26 84.6%

Florida 90 • 12-8, 4-3 SEC

Table with columns: Player, Total, 3-Ptr, Rebounds, PF, TP, A TO Blk Stl Min. Includes player stats for Johnson, Keyontae, Hayes, Kevarrius, etc.

FG % 1st Half: 13-30 43.3% 2nd half: 14-25 56.0% OT: 4-8 50.0% Game: 31-63 49.2%
3FG % 1st Half: 4-13 30.8% 2nd half: 5-10 50.0% OT: 2-3 66.7% Game: 11-26 42.3%
FT % 1st Half: 3-4 75.0% 2nd half: 10-14 71.4% OT: 4-4 100.0% Game: 17-22 77.3%

Officials: Joe Lindsay, Don Daily, Lamar Simpson
Technical fouls: Ole Miss-None, Florida-None.
Attendance: 9380
Ole Miss #00 B Johnson fouls out at 1:38(2), Florida #11 K Johnson fouls out at 2:24(OT).

Score by periods table with columns: 1st, 2nd, OT, Total. Shows scores for Ole Miss and Florida.

Last FG - OM OT-00:17, UF OT-02:48.
Largest lead - OM by 5 2nd-10:53, UF by 7 2nd-15:49.
OM led for 17:32, UF led for 22:23. Game was tied for 05:04.

Score tied - 9 times.
Lead changed - 17 times.

BOX SCORES

GAME 21: #21 MISSISSIPPI STATE 81, OLE MISS 75



Official Basketball Box Score -- Game Totals -- Final Statistics
Mississippi State vs Ole Miss
2-2-19 2:30 p.m. at Oxford, Miss. (The Pavilion at Ole Miss)



Mississippi State 81 • 16-5, 4-4 SEC

Table with columns for Player, FG-FGA, 3-Pr FG-FGA, FT-FTA, Rebounds (Off, Def, Tot), PF, TP, A, TO, Blk, Stl, Min. Includes totals for Mississippi State and game statistics.

Summary statistics table for Mississippi State including FG %, 3FG %, FT %, and Deadball Rebounds.

Ole Miss 75 • 14-7, 4-4 SEC

Table with columns for Player, FG-FGA, 3-Pr FG-FGA, FT-FTA, Rebounds (Off, Def, Tot), PF, TP, A, TO, Blk, Stl, Min. Includes totals for Ole Miss and game statistics.

Summary statistics table for Ole Miss including FG %, 3FG %, FT %, and Deadball Rebounds.

Officials: Byron Jarrett, Brian Shey, John Hampton
Technical fouls: Mississippi State-None. Ole Miss-None.
Attendance: 9500

Score by periods table with columns for 1st, 2nd, Total.

Points in game table with columns for In, Off, 2nd, Fast, Bench.

Last FG - MS 2nd-03:32, OM 2nd-03:53.
Largest lead - MS by 7 1st-13:14, OM by 7 2nd-17:43.
MS led for 20:39. OM led for 16:46. Game was tied for 02:35.

Score tied - 7 times.
Lead changed - 8 times.

GAME 23: OLE MISS 80, GEORGIA 64



Official Basketball Box Score -- Game Totals -- Final Statistics
Ole Miss vs Georgia
02/09/19 1:00 PM ET at Stegeman Coliseum - Athens, Ga.



Ole Miss 80 • 16-7, 6-4

Table with columns for Player, FG-FGA, 3-Pr FG-FGA, FT-FTA, Rebounds (Off, Def, Tot), PF, TP, A, TO, Blk, Stl, Min. Includes totals for Ole Miss and game statistics.

Summary statistics table for Ole Miss including FG %, 3FG %, FT %, and Deadball Rebounds.

Georgia 64 • 10-13, 1-8

Table with columns for Player, FG-FGA, 3-Pr FG-FGA, FT-FTA, Rebounds (Off, Def, Tot), PF, TP, A, TO, Blk, Stl, Min. Includes totals for Georgia and game statistics.

Summary statistics table for Georgia including FG %, 3FG %, FT %, and Deadball Rebounds.

Officials: Olandis Poole, R.B. Clyburn, Josue Nieves
Technical fouls: Ole Miss-Shuler,Devontae. Georgia-CLAXTON, NICOLAS.
Attendance: 10033

Score by periods table with columns for 1st, 2nd, Total.

Points in game table with columns for In, Off, 2nd, Fast, Bench.

Last FG - OM 2nd-02:55, UGA 2nd-00:36.
Largest lead - OM by 18 2nd-03:38, UGA by 10 1st-15:27.
OM led for 29:17. UGA led for 08:47. Game was tied for 01:56.

Score tied - 3 times.
Lead changed - 3 times.

GAME 22: OLE MISS 75, TEXAS A&M 71



Official Basketball Box Score -- Game Totals -- Final Statistics
Texas A&M vs Ole Miss
2-6-19 6 p.m. at Oxford, Miss. (The Pavilion at Ole Miss)



Texas A&M 71 • 8-13, 1-8 SEC

Table with columns for Player, FG-FGA, 3-Pr FG-FGA, FT-FTA, Rebounds (Off, Def, Tot), PF, TP, A, TO, Blk, Stl, Min. Includes totals for Texas A&M and game statistics.

Summary statistics table for Texas A&M including FG %, 3FG %, FT %, and Deadball Rebounds.

Ole Miss 75 • 15-7, 5-4 SEC

Table with columns for Player, FG-FGA, 3-Pr FG-FGA, FT-FTA, Rebounds (Off, Def, Tot), PF, TP, A, TO, Blk, Stl, Min. Includes totals for Ole Miss and game statistics.

Summary statistics table for Ole Miss including FG %, 3FG %, FT %, and Deadball Rebounds.

Officials: Don Dalry, John Gaffney, Jeffery Clark
Technical fouls: Texas A&M-None. Ole Miss-None.
Attendance: 7716

Score by periods table with columns for 1st, 2nd, Total.

Points in game table with columns for In, Off, 2nd, Fast, Bench.

Last FG - TAMU 2nd-00:02, OM 2nd-05:32.
Largest lead - TAMU by 9 2nd-12:46, OM by 13 1st-13:47.
TAMU led for 13:28. OM led for 24:23. Game was tied for 02:09.

Score tied - 5 times.
Lead changed - 4 times.

GAME 24: OLE MISS AT AUBURN



#14 KJ BUFFEN

6-7 • 220 • FR • F

Hometown: Gainesville, Ga.
High School: Gainesville

Buffen Facts

- Reclassified to from 2019 to 2018 class
- A four-star forward and the No. 7 player in the state of Georgia by ESPN.com
- Averaged 24.6 points per game and 9.6 rebounds per game last year
- Led the Red Elephants to a 25-5 record and a spot in the state championship game as a senior
- Earned first team all-state honors and getting named Region 8-AAAAAA Player of the Year

2018-19 GAME-BY-GAME STATISTICS

Date	Opponent	Min	FG	3-pt	FT	Pts	Rebs	A	TO	B	S
11-10	Western Michigan	23	2-6	0-0	2-3	6	4	3	0	1	1
11-16	Butler	24	3-6	0-1	3-7	9	3	1	1	1	1
11-20	Nicholls	18	3-6	0-0	1-2	7	5	1	2	1	0
11-23	Baylor	23	3-5	0-2	3-3	9	7	2	1	1	0
11-24	Cincinnati	28	0-1	0-0	2-3	2	6	0	2	1	0
11-28	San Diego	30	7-10	1-1	0-0	15	7	1	0	0	1
12-1	ULM	21	1-2	0-0	4-4	6	5	2	2	0	2
12-8	Illinois State	23	1-4	0-0	2-2	4	7	1	3	0	0
12-12	Southeastern Louisiana	17	1-2	0-0	1-4	3	3	0	0	1	0
12-16	Chattanooga	16	0-3	0-0	2-4	2	3	0	5	0	0
12-21	Middle Tennessee	19	1-3	0-1	1-3	3	9	3	3	0	1
12-29	Florida Gulf Coast	16	1-6	0-0	3-4	5	5	1	1	2	1
1-5	Vanderbilt	20	2-4	0-0	1-1	5	7	2	4	2	1
1-9	#10 Auburn	23	4-6	0-0	8-11	16	4	1	1	0	3
1-12	#14 Mississippi State	8	0-0	0-0	0-0	0	1	2	1	0	1
1-15	LSU	19	5-5	0-0	3-5	13	5	1	2	0	3
1-19	Arkansas	19	2-8	0-0	0-0	4	4	0	1	0	1
1-22	Alabama	0-4	0-1	1-4	1	1	1	0	0	1	0
1-26	#24 Iowa State	16	1-3	0-0	0-0	2	1	0	1	0	0
1-30	Florida (OT)	29	4-7	1-2	8-8	17	5	1	3	1	0
2/2	#21 Mississippi State*	21	0-2	0-0	0-0	1	4	0	3	0	0
2/6	Texas A&M	10	3-3	0-0	0-0	6	0	0	2	1	0
2/9	Georgia	15	2-2	0-0	0-0	4	4	0	1	0	1
TOTALS		454	46-98	2-8	46-70	140	100	22	39	13	17

* Indicates start
Home games in bold

CAREER HIGHS

POINTS

17, at Florida (1/30/19)

REBOUNDS

9, vs. Middle Tennessee (12/21/18)

FIELD GOALS

7, vs. San Diego (11/28/18)

FREE THROWS

8, 2x, MR: at Florida (1/30/19)

THREE-POINTERS

1, 2x, MR: at Florida (1/30/19)

ASSISTS

3, 2x, MR: vs. Middle Tennessee (12/21/18)

STEALS

3, 2x, MR: vs. LSU (1/15/19)

BLOCKS

2, 2x, MR: at Vanderbilt (1/5/19)

CAREER STATISTICS

YEAR	G-GS	MIN/AVG	FG-FGA	PCT	3P-3PA	PCT	FT-FTA	PCT	REB-AVG	A	TO	B	S	PTS/AVG
2018-19	23-1	454/19.7	46-98	.469	2-8	.250	46-70	.657	100-4.3	22	39	13	17	140/6.1
TOTAL	23-1	454/19.7	46-98	.469	2-8	.250	46-70	.657	100-4.3	22	39	13	17	140/6.1



#20 D.C. DAVIS

5-11 • 185 • SR • G

Hometown: Purvis, Miss.
Last School: Jones County JC

Davis Facts

- Two-time winner of the dunk contest at Square Jam
- Earned All-MACJC second team honors last season at Jones County JC after averaging 15.9 ppg
- Played two seasons under Rebel All-American Rahim Lockhart and was teammates at Jones with current Rebel Bruce Stevens
- Made 63 threes in 27 games, shooting 48 percent from the field as a sophomore at Jones County

2018-19 GAME-BY-GAME STATISTICS

Date	Opponent	Min	FG	3-pt	FT	Pts	Rebs	A	TO	B	S
11-10	Western Michigan	14	4-4	2-2	2-2	12	1	2	0	0	3
11-16	Butler	9	0-1	0-1	2-2	2	0	0	1	0	0
11-20	Nicholls	16	1-2	0-1	6-8	8	2	0	0	0	0
11-23	Baylor	5	0-0	0-0	2-3	2	0	1	0	0	1
11-24	Cincinnati	6	0-1	0-0	0-0	0	0	0	0	0	0
11-28	San Diego	4	0-0	0-0	0-0	0	0	0	1	0	0
12-1	ULM	11	1-1	0-0	0-0	2	1	1	0	0	0
12-8	Illinois State	3	0-0	0-0	0-0	0	1	1	0	0	0
12-12	Southeastern Louisiana	11	1-4	0-1	0-0	2	2	1	0	0	0
12-16	Chattanooga	21	2-3	1-2	1-2	6	3	1	2	0	2
12-21	Middle Tennessee	16	0-1	0-1	0-0	0	2	1	0	0	0
12-29	Florida Gulf Coast	19	2-4	2-3	0-2	6	5	2	2	0	1
1-5	Vanderbilt	10	0-1	0-1	0-0	0	2	0	0	0	0
1-9	#10 Auburn	7	0-1	0-0	0-0	0	2	0	0	0	0
1-12	#14 Mississippi State	10	1-3	0-1	0-0	2	0	0	0	0	0
1-15	LSU	8	0-1	0-0	0-0	0	1	1	0	0	0
1-19	Arkansas*	27	3-5	0-1	1-1	7	2	4	0	0	1
1-22	Alabama	24	1-4	0-2	1-2	3	2	1	1	0	3
1-26	#24 Iowa State	6	0-0	0-0	0-0	0	1	0	0	0	0
1-30	Florida (OT)	11	0-0	0-0	0-0	0	1	0	0	0	0
2/2	#21 Mississippi State	12	0-0	0-0	0-0	0	1	2	0	0	0
2/6	Texas A&M	13	1-3	1-2	2-2	5	3	0	0	0	0
2/9	Georgia	15	2-5	0-3	0-0	4	2	3	1	0	0
TOTALS		278	19-44	6-21	17-24	61	34	21	8	0	8

* Indicates start
Home games in bold

CAREER HIGHS

- POINTS**
12, vs. Western Michigan (11/10/18)
- REBOUNDS**
5, vs. FGCU (12/29/18)
- FIELD GOALS**
4, vs. Western Michigan (11/10/18)
- FREE THROWS**
6, vs. Nicholls (11/20/18)
- THREE-POINTERS**
2, 2x, MR: vs. FGCU (12/29/18)
- ASSISTS**
4, vs. Arkansas (1/19/19)
- STEALS**
3, vs. Western Michigan (11/10/18)
- BLOCKS**

CAREER STATISTICS

YEAR	G-GS	MIN/AVG	FG-FGA	PCT	3P-3PA	PCT	FT-FTA	PCT	REB-AVG	A	TO	B	S	PTS/AVG
2017-18	5-1	16/3.2	1-2	.500	1-2	.500	2-4	.500	1-0.2	1	2	0	1	5/1.0
2018-19	23-1	278/12.1	19-44	.432	6-21	.286	17-24	.708	34-1.5	21	8	0	8	61/2.7
TOTAL	28-2	294/10.5	20-46	.435	7-23	.304	19-28	.679	35-1.3	22	10	0	9	66/2.4



#3 TERENCE DAVIS

6-4 • 205 • SR • G

Hometown: Southaven, Miss.
High School: Southaven

Davis Facts

- Nickname is "TD" and he was an all-state wide receiver in high school (over 20 Division I scholarship offers)
- 21 career 20-point games and four career 30-point games
- 9 career double-doubles (leads team)
- Second team Preseason All-SEC (coaches)
- Went from averaging 1.8 ppg as a freshman to 14.9 ppg as a sophomore, the biggest increase in the SEC

2018-19 GAME-BY-GAME STATISTICS

Date	Opponent	Min	FG	3-pt	FT	Pts	Rebs	A	TO	B	S
11-10	Western Michigan*	28	7-12	1-2	2-3	17	2	2	3	1	3
11-16	Butler*	37	10-16	6-9	4-5	30	4	5	4	2	0
11-20	Nicholls*	32	4-12	3-6	3-4	14	8	3	3	4	1
11-23	Baylor*	24	2-11	0-3	3-4	7	4	2	2	1	1
11-24	Cincinnati*	31	0-6	0-5	0-0	0	4	2	3	1	0
11-28	San Diego*	33	8-14	1-4	3-4	20	4	9	4	2	1
12-1	ULM*	25	7-16	1-6	0-0	15	8	3	3	0	1
12-8	Illinois State*	35	8-13	2-4	2-3	20	4	4	5	0	2
12-12	Southeastern Louisiana*	27	6-11	1-1	2-2	15	6	4	4	0	2
12-16	Chattanooga*	31	9-11	2-2	0-0	20	5	7	1	0	2
12-21	Middle Tennessee*	28	2-7	1-3	3-5	8	7	4	4	1	2
12-29	Florida Gulf Coast*	26	8-14	3-6	1-1	20	6	2	1	1	2
1-5	Vanderbilt*	21	4-8	2-4	1-2	11	5	1	2	0	1
1-9	#10 Auburn*	38	9-15	4-9	5-6	27	12	2	2	1	1
1-12	#14 Mississippi State*	28	5-10	2-5	0-0	12	5	3	2	0	0
1-15	LSU*	35	8-20	4-9	1-2	21	10	3	3	0	2
1-19	Arkansas*	32	6-11	2-5	4-5	18	9	7	3	0	5
1-22	Alabama*	19	3-7	2-5	2-4	10	3	0	5	0	0
1-26	#24 Iowa State*	35	4-14	1-5	7-8	16	6	4	3	0	2
1-30	Florida (OT)*	43	8-17	2-7	8-10	26	12	5	3	0	1
2/2	#21 Mississippi State*	33	7-13	1-4	0-0	15	8	2	3	1	0
2/6	Texas A&M*	34	6-13	1-4	6-6	19	8	5	3	0	7
2/9	Georgia*	31	4-14	1-4	3-4	12	5	4	2	0	4
TOTALS		706	135-285	43-112	60-78	373	145	83	68	15	40

* Indicates start
Home games in bold

CAREER HIGHS

POINTS 33, vs. LSU (2/14/17)	THREE-POINTERS 6, 3x, MR: at Butler (11/16/18)
REBOUNDS 13, vs. Arkansas (2/13/18)	ASSISTS 9, vs. San Diego (11/28/18)
FIELD GOALS 13, vs. LSU (2/14/17)	STEALS 7, vs. Texas A&M (2/6/19)
FREE THROWS 8, 2x, MR: at Florida (1/30/19)	BLOCKS 4, vs. Nicholls (11/20/18)

CAREER STATISTICS

YEAR	G-GS	MIN/AVG	FG-FGA	PCT	3P-3PA	PCT	FT-FTA	PCT	REB-AVG	A	TO	B	S	PTS/AVG
2015-16	20-0	131/6.6	13-30	.433	3-11	.273	7-19	.368	18-0.9	6	5	2	7	36/1.8
2016-17	36-27	911/25.3	200-415	.482	49-147	.333	86-119	.723	190-5.3	63	74	18	50	535/14.9
2017-18	32-24	874/27.3	157-386	.407	59-186	.317	67-93	.720	198-6.2	66	72	28	29	440/13.5
2018-19	23-23	706/30.7	135-285	.474	43-112	.384	60-78	.769	145-6.3	83	68	15	40	373/16.2
TOTAL	111-74	2622/23.6	505-1116	.453	154-456	.338	220-309	.712	551-5.0	218	219	63	126	1384/12.5



#5 BRIAN HALUMS

6-5 • 188 • JR • G

Hometown: Hollandale, Miss.
Last School: Itawamba CC

Halums Facts

- Has the highest vertical on the team (41”)
- Spent two years at Itawamba Community College, earning all-state and all-league accolades during both seasons
- Earned NJCAA All-America Second Team honors after finishing 37th in the country in scoring (19.6 ppg); recorded a career-high 41 points against Southern-Shreveport
- Two-time all-state honoree at Simmons High School

2018-19 GAME-BY-GAME STATISTICS

Date	Opponent	Min	FG	3-pt	FT	Pts	Rebs	A	TO	B	S
11-10	Western Michigan	4	2-4	0-0	2-2	6	2	0	0	0	0
11-16	Butler	DNP									
11-20	Nicholls	1	0-1	0-0	0-0	0	0	0	0	0	0
11-23	Baylor	DNP									
11-24	Cincinnati	7	0-3	0-0	0-0	0	1	0	0	0	0
11-28	San Diego	DNP									
12-1	ULM	7	0-2	0-1	1-2	1	1	2	0	0	0
12-8	Illinois State	DNP									
12-12	Southeastern Louisiana	1	0-0	0-0	1-2	1	0	0	0	0	0
12-16	Chattanooga	1	0-0	0-0	2-2	2	0	0	0	0	0
12-21	Middle Tennessee	DNP									
12-29	Florida Gulf Coast	3	0-2	0-1	0-0	0	0	0	0	0	0
1-5	Vanderbilt	DNP									
1-9	#10 Auburn	DNP									
1-12	#14 Mississippi State	DNP									
1-15	LSU	DNP									
1-19	Arkansas	DNP									
1-22	Alabama	11	2-6	1-2	0-0	5	0	0	1	0	0
1-26	#24 Iowa State	2	0-1	0-1	2-2	2	0	0	0	0	0
1-30	Florida (OT)	DNP									
2/2	#21 Mississippi State	1	0-0	0-0	0-0	0	1	0	0	0	0
2/6	Texas A&M	DNP									
2/9	Georgia	1	0-0	0-0	0-2	0	0	0	0	0	0
TOTALS		39	4-19	1-5	8-12	17	5	2	1	0	0

* Indicates start
Home games in bold

CAREER HIGHS

POINTS 6, vs. Western Michigan (11/10/18)	THREE-POINTERS 1, at Alabama (1/22/19)
REBOUNDS 2, vs. Western Michigan (11/10/18)	ASSISTS 2, vs. ULM (12/1/18)
FIELD GOALS 2, 2x, MR: at Alabama (1/22/19)	STEALS ---
FREE THROWS 2, 3x, MR: vs. Iowa State (1/26/19)	BLOCKS ---

CAREER STATISTICS

YEAR	G-GS	MIN/AVG	FG-FGA	PCT	3P-3PA	PCT	FT-FTA	PCT	REB-AVG	A	TO	B	S	PTS/AVG
2018-19	11-0	39/3.5	4-19	.211	1-5	.200	8-12	.667	5-0.5	2	1	0	0	17/1.5
TOTAL	11-0	39/3.5	4-19	.211	1-5	.200	8-12	.667	5-0.5	2	1	0	0	17/1.5



#0 BLAKE HINSON

6-7 • 229 • FR • G/F

Hometown: Deltona, Fla.
High School: Sunrise Christian Academy (Kan.)

Hinson Facts

- Reclassified to from 2019 to 2018 class
- Rated the No. 102 player in the country and a four-star prospect by Rivals.com
- Named the No. 1 player in the state of Kansas by 247Sports
- Spent the past season at basketball powerhouse Sunrise Christian Academy
- Averaged 15 points, six rebounds, and two steals per game to lead Sunrise Christian to a championship at the Saint James Invitational, the Quincy Shootout and the Lighthouse Classic

2018-19 GAME-BY-GAME STATISTICS

Date	Opponent	Min	FG	3-pt	FT	Pts	Rebs	A	TO	B	S
11-10	Western Michigan*	21	2-6	2-5	0-0	6	2	0	0	0	1
11-16	Butler*	29	2-7	1-3	1-2	6	5	2	2	0	0
11-20	Nicholls*	27	2-3	2-3	2-3	8	5	3	1	0	0
11-23	Baylor*	29	3-10	1-6	2-2	9	3	1	1	1	1
11-24	Cincinnati*	14	1-5	1-5	0-0	3	1	0	1	1	0
11-28	San Diego*	28	4-7	2-4	5-6	15	3	1	1	1	2
12-1	ULM*	22	6-8	4-5	1-1	17	3	4	1	0	0
12-8	Illinois State*	28	2-3	1-2	0-0	5	3	1	1	1	0
12-12	Southeastern Louisiana*	26	4-9	1-3	0-1	9	4	3	0	0	1
12-16	Chattanooga*	25	2-4	0-1	1-2	5	2	1	2	1	0
12-21	Middle Tennessee*	25	3-8	0-2	2-2	8	2	0	0	0	0
12-29	Florida Gulf Coast*	23	3-6	1-3	4-5	11	1	3	1	0	0
1-5	Vanderbilt*	28	3-6	1-2	4-4	11	3	1	1	0	1
1-9	#10 Auburn*	22	3-6	1-3	0-0	7	4	4	4	0	3
1-12	#14 Mississippi State*	38	8-16	5-11	5-8	26	5	1	2	1	2
1-15	LSU*	29	2-8	1-5	0-2	5	1	1	1	0	1
1-19	Arkansas*	19	1-5	0-3	1-2	3	4	1	3	0	0
1-22	Alabama*	22	2-6	1-2	0-0	5	4	0	1	0	0
1-26	#24 Iowa State*	30	3-10	3-8	4-4	13	5	0	0	0	1
1-30	Florida (OT)*	20	1-3	0-2	0-0	2	3	1	1	0	0
2/2	#21 Mississippi State	27	3-7	1-3	0-1	7	1	1	0	0	0
2/6	Texas A&M*	31	3-11	2-7	3-4	11	3	2	1	1	2
2/9	Georgia*	26	4-7	3-5	2-2	13	2	1	0	0	0
TOTALS		589	67-161	34-93	37-51	205	69	32	25	7	15

* Indicates start
Home games in bold

CAREER HIGHS

POINTS 26, at Mississippi State (1/12/19)	THREE-POINTERS 5, at Mississippi State (1/12/19)
REBOUNDS 5, 4x, MR: vs. Iowa State (1/26/19)	ASSISTS 4, 2x, MR: vs. Auburn (1/9/19)
FIELD GOALS 8, at Mississippi State (1/12/19)	STEALS 3, vs. Auburn (1/9/19)
FREE THROWS 5, 2x, MR: at Mississippi State (1/12/19)	BLOCKS 1, 7x, MR: vs. Texas A&M (2/6/19)

CAREER STATISTICS

YEAR	G-GS	MIN/AVG	FG-FGA	PCT	3P-3PA	PCT	FT-FTA	PCT	REB-AVG	A	TO	B	S	PTS/AVG
2018-19	23-22	589/25.6	67-161	.416	34-93	.366	37-51	.725	69-3.0	32	25	7	15	205/8.9
TOTAL	23-22	589/25.6	67-161	.416	34-93	.366	37-51	.725	69-3.0	32	25	7	15	205/8.9



#30 ANTONIO MORGANO

5-10 • 173 • SO • G

Hometown: Morgantown, W. Va.
High School: Morgantown

Morgano Facts

- Is an expert at playing the piano
- Redshirted the 2016-17 season
- Named honorable mention all-state as a high school senior
- Led Morgantown to a 27-0 record and Class AAA State Championship, the first state title in the school's 103-year history

2018-19 GAME-BY-GAME STATISTICS

Date	Opponent	Min	FG	3-pt	FT	Pts	Rebs	A	TO	B	S
11-10	Western Michigan	2	0-1	0-1	0-0	0	1	0	0	0	0
11-16	Butler	DNP									
11-20	Nicholls	0+	0-0	0-0	0-0	0	0	0	0	0	0
11-23	Baylor	DNP									
11-24	Cincinnati	DNP									
11-28	San Diego	DNP									
12-1	ULM	1	0-0	0-0	0-0	0	0	0	0	0	0
12-8	Illinois State	DNP									
12-12	Southeastern Louisiana	DNP									
12-16	Chattanooga	1	0-0	0-0	0-0	0	0	0	0	0	0
12-21	Middle Tennessee	0+	0-0	0-0	0-0	0	0	0	0	0	0
12-29	Florida Gulf Coast	1	1-1	0-0	0-0	2	0	0	0	0	0
1-5	Vanderbilt	DNP									
1-9	#10 Auburn	DNP									
1-12	#14 Mississippi State	DNP									
1-15	LSU	DNP									
1-19	Arkansas	DNP									
1-22	Alabama	DNP									
1-26	#24 Iowa State	DNP									
1-30	Florida (OT)	DNP									
2/2	#21 Mississippi State	DNP									
2/6	Texas A&M	DNP									
2/9	Georgia	DNP									
TOTALS		5	1-2	0-1	0-0	2	1	0	0	0	0

* Indicates start
Home games in bold

CAREER HIGHS

POINTS 2, vs. FGCU (12/29/18)	THREE-POINTERS ---
REBOUNDS 1, vs. Western Michigan (11/10/18)	ASSISTS ---
FIELD GOALS 1, vs. FGCU (12/29/18)	STEALS ---
FREE THROWS ---	BLOCKS ---

CAREER STATISTICS

YEAR	G-GS	MIN/AVG	FG-FGA	PCT	3P-3PA	PCT	FT-FTA	PCT	REB-AVG	A	TO	B	S	PTS/AVG
2017-18	1-0	1/1.0	0-0	.000	0-0	.000	0-0	.000	0-0	0	1	0	0	0/0.0
2018-19	6-0	5/0.8	0-1	.000	0-1	.000	0-0	.000	1-0.2	0	0	0	0	2/0.3
TOTAL	7-0	6/0.9	1-2	.500	0-1	.000	0-0	.000	1-0.1	0	1	0	0	2/0.3



#1 ZACH NAYLOR

6-8 • 220 • JR • F

Hometown: Houston, Texas
Last School: Weatherford

Naylor Facts

- Two-time all-region at Weatherford, leading the team in scoring (18.2 ppg) as a sophomore
- Scored at least 20 points in nine different games, including a career-high 39-point outburst
- As a freshman, led the North Texas Junior College Athletic Conference in scoring by averaging 20.0 points per game (25th nationally) to earn freshman of the year honors
- Earned three letters at William B. Travis High School in Richmond, Texas, collecting district MVP and all-region honors

2018-19 GAME-BY-GAME STATISTICS

Date	Opponent	Min	FG	3-pt	FT	Pts	Rebs	A	TO	B	S
11-10	Western Michigan	8	0-0	0-0	0-0	0	1	0	1	0	0
11-16	Butler	DNP									
11-20	Nicholls	2	0-0	0-0	0-0	0	2	0	0	0	0
11-23	Baylor	3	0-0	0-0	0-0	0	0	1	0	0	0
11-24	Cincinnati	5	0-0	0-0	0-0	0	0	0	0	0	0
11-28	San Diego	4	0-1	0-1	0-0	0	1	0	0	0	0
12-1	ULM	4	0-0	0-0	0-0	0	0	0	0	0	0
12-8	Illinois State	DNP									
12-12	Southeastern Louisiana	8	0-0	0-0	0-0	0	1	0	1	0	0
12-16	Chattanooga	1	0-1	0-0	2-2	2	1	0	0	0	1
12-21	Middle Tennessee	3	0-1	0-1	0-0	0	1	0	0	0	0
12-29	Florida Gulf Coast	11	2-3	1-2	0-0	5	3	1	1	0	1
1-5	Vanderbilt	8	0-0	0-0	0-0	0	1	2	0	1	0
1-9	#10 Auburn	DNP									
1-12	#14 Mississippi State	1	0-0	0-0	0-0	0	0	0	0	0	0
1-15	LSU	DNP									
1-19	Arkansas	2	0-0	0-0	0-0	0	1	0	0	0	0
1-22	Alabama	0+	0-1	0-1	0-0	0	0	0	0	0	0
1-26	#24 Iowa State	DNP									
1-30	Florida (OT)	DNP									
2/2	#21 Mississippi State	DNP									
2/6	Texas A&M	DNP									
2/9	Georgia	1	0-0	0-0	0-0	0	0	0	0	0	0
TOTALS		61	2-7	1-5	2-2	7	12	4	3	1	2

* Indicates start
Home games in bold

CAREER HIGHS

POINTS	5, vs. FGCU (12/29/18)	THREE-POINTERS	1, vs. FGCU (12/29/18)
REBOUNDS	3, vs. FGCU (12/29/18)	ASSISTS	2, at Vanderbilt (1/5/19)
FIELD GOALS	2, vs. FGCU (12/29/18)	STEALS	1, 2x, MR: vs. FGCU (12/29/18)
FREE THROWS	2, vs. Chattanooga (12/16/18)	BLOCKS	1, at Vanderbilt (1/5/19)

CAREER STATISTICS

YEAR	G-GS	MIN/AVG	FG-FGA	PCT	3P-3PA	PCT	FT-FTA	PCT	REB-AVG	A	TO	B	S	PTS/AVG
2018-19	15-0	61/4.1	2-7	.286	1-5	.200	2-2	1.000	12-0.8	4	3	1	2	7/0.5
TOTAL	15-0	61/4.1	2-7	.286	1-5	.200	2-2	1.000	12-0.8	4	3	1	2	7/0.5



#13 DOMINIK OLEJNICZAK

7-0 • 260 • JR • C

Hometown: Torun, Poland
Last School: Drake

Olejniczak Facts

- Joined former Rebel Tomasz Gielo and played in two FIBA World Cup qualifying games for Polish national team over the summer

- His mother was a professional basketball player in Europe

- Not related to Dominic Olejniczak, president of the Green Bay Packers from 1958-82.

- Transferred from Drake where he averaged 6.5 points and 4.1 rebounds as a freshman (2015-16)

- Chose Ole Miss over Arizona, California and Colorado

2018-19 GAME-BY-GAME STATISTICS

Date	Opponent	Min	FG	3-pt	FT	Pts	Rebs	A	TO	B	S
11-10	Western Michigan*	19	3-4	0-0	2-2	8	3	1	2	2	1
11-16	Butler*	19	1-4	0-0	0-0	2	2	0	3	0	0
11-20	Nicholls	14	3-3	0-0	0-0	6	2	0	1	1	0
11-23	Baylor	7	0-0	0-0	0-0	0	3	0	1	1	0
11-24	Cincinnati	14	2-4	0-0	2-2	6	2	0	0	1	1
11-28	San Diego	14	2-3	0-0	0-0	4	4	0	0	0	0
12-1	ULM*	21	4-4	0-0	0-0	8	3	2	1	2	1
12-8	Illinois State	25	4-6	0-0	1-1	9	7	1	3	1	0
12-12	Southeastern Louisiana	17	4-5	0-0	1-1	9	1	1	0	0	1
12-16	Chattanooga*	26	2-3	0-0	3-5	7	2	1	1	2	3
12-21	Middle Tennessee*	12	5-6	0-0	0-0	10	3	0	3	0	0
12-29	Florida Gulf Coast*	16	1-2	0-0	0-0	2	5	0	0	1	0
1-5	Vanderbilt*	25	4-6	0-0	0-1	8	3	0	0	2	1
1-9	#10 Auburn*	29	1-2	0-0	9-12	11	7	2	2	0	1
1-12	#14 Mississippi State*	19	3-4	0-0	0-0	6	1	1	1	2	0
1-15	LSU*	19	3-7	0-0	1-2	7	5	0	1	1	1
1-19	Arkansas*	22	5-7	0-0	3-3	13	5	1	1	2	0
1-22	Alabama*	24	2-4	0-0	0-0	4	6	1	3	1	1
1-26	#24 Iowa State*	25	3-7	0-0	0-0	6	5	0	0	0	0
1-30	Florida (OT)*	25	3-7	0-0	0-0	6	2	0	0	0	2
2/2	#21 Mississippi State*	12	0-2	0-0	0-0	0	0	2	1	1	0
2/6	Texas A&M*	33	2-6	0-0	2-2	6	4	2	1	1	1
2/9	Georgia*	16	1-3	0-0	0-0	2	2	0	0	1	0
TOTALS		453	58-99	0-0	24-31	140	77	15	25	22	14

* Indicates start

Home games in bold

CAREER HIGHS

POINTS

16, at Texas (1/27/18)

REBOUNDS

10, at Auburn (1/9/18)

FIELD GOALS

7, at Texas (1/27/18)

FREE THROWS

9, vs. Auburn (1/9/19)

THREE-POINTERS

--

ASSISTS

2, 6x, MR: vs. Texas A&M (2/6/19)

STEALS

3, 2x, MR: vs. Chattanooga (12/16/18)

BLOCKS

3, 2x, MR: at Kentucky (2/28/18)

CAREER STATISTICS

YEAR	G-GS	MIN/AVG	FG-FGA	PCT	3P-3PA	PCT	FT-FTA	PCT	REB-AVG	A	TO	B	S	PTS/AVG
2017-18	32-11	450/14.1	60-113	.531	0-0	.000	18-28	.643	83-2.6	13	29	20	14	138/4.3
2018-19	23-17	453/19.7	58-99	.586	0-0	.000	24-31	.774	77/3.3	15	25	22	14	140/6.1
TOTAL	55-28	903/16.4	118-212	.557	0-0	.000	42-59	.712	160-2.9	28	54	42	28	278/5.1



#15 LUIS RODRIGUEZ

6-6 • 202 • FR • G/F

Hometown: Los Angeles, Calif.
High School: Woodstock Academy (Conn.)

Rodriguez Facts

- Rated a four-star small forward and the No. 1 player out of the state of Connecticut (No. 143 nationally) by 247Sports

- Spent the past season at Woodstock Academy in Connecticut, averaging 14 points per game, seven rebounds per game and three assists per game

- Earned first team all-conference honors, while leading the team to a 35-5 record, Power 5 Conference title and the No. 3 national ranking

- Averaged a double-double in his final season at Westchester High School (19.0 ppg, 10.0 rpg) in Los Angeles

2018-19 GAME-BY-GAME STATISTICS

Date	Opponent	Min	FG	3-pt	FT	Pts	Rebs	A	TO	B	S
11-10	Western Michigan	8	1-2	0-0	0-0	2	0	2	0	0	0
11-16	Butler	1	0-0	0-0	0-0	0	0	0	0	0	0
11-20	Nicholls	2	0-1	0-0	0-0	0	1	2	0	0	0
11-23	Baylor	5	0-1	0-0	2-2	2	2	0	1	0	0
11-24	Cincinnati	6	0-0	0-0	0-0	0	0	0	1	0	0
11-28	San Diego	4	0-1	0-0	0-0	0	1	0	0	1	0
12-1	ULM	11	1-2	0-0	0-0	2	4	1	0	1	2
12-8	Illinois State	1	1-1	0-0	0-0	2	1	0	0	0	0
12-12	Southeastern Louisiana	4	1-1	0-0	0-0	2	1	1	1	0	0
12-16	Chattanooga	9	1-2	0-1	0-0	2	2	3	0	0	1
12-21	Middle Tennessee	9	1-2	0-0	0-0	2	3	0	0	2	1
12-29	Florida Gulf Coast	8	0-1	0-0	0-0	0	0	1	0	0	0
1-5	Vanderbilt	DNP									
1-9	#10 Auburn	DNP									
1-12	#14 Mississippi State	4	0-0	0-0	0-0	0	0	1	0	0	0
1-15	LSU	3	0-0	0-0	0-0	0	0	0	0	1	0
1-19	Arkansas	DNP									
1-22	Alabama	18	2-2	0-0	3-4	7	1	1	1	1	0
1-26	#24 Iowa State	5	0-0	0-0	0-0	0	2	0	0	0	0
1-30	Florida (OT)	DNP									
2/2	#21 Mississippi State	DNP									
2/6	Texas A&M	8	0-2	0-1	0-0	0	2	1	0	0	0
2/9	Georgia	2	0-0	0-0	0-0	0	0	1	0	0	1
TOTALS		108	8-18	0-2	5-6	21	20	14	4	6	5

* Indicates start
Home games in bold

CAREER HIGHS

POINTS
7, at Alabama (1/22/19)
REBOUNDS
4, vs. ULM (12/1/18)
FIELD GOALS
2, at Alabama (1/22/19)
FREE THROWS
3, at Alabama (1/22/19)

THREE-POINTERS

ASSISTS
3, vs. Chattanooga (12/16/18)
STEALS
2, vs. ULM (12/1/18)
BLOCKS
2, vs. Middle Tennessee (12/21/18)

CAREER STATISTICS

YEAR	G-GS	MIN/AVG	FG-FGA	PCT	3P-3PA	PCT	FT-FTA	PCT	REB-AVG	A	TO	B	S	PTS/AVG
2018-19	18-0	108/6.0	8-18	.444	0-2	.000	5-6	.833	20/1.2	14	4	6	5	21/1.2
TOTAL	18-0	108/6.0	8-18	.444	0-2	.000	5-6	.833	20/1.2	14	4	6	5	21/1.2



#2 DEVONTAE SHULER

6-2 • 192 • SO • G

Hometown: Irmo, S.C.
High School: Oak Hill Academy

Shuler Facts

- His 14 points in the opener last season were the most by a Rebel in a debut since Trevor Gaskins in 2007.

- 4-star guard rated the No. 100 player in the nation by 247Sports and Scout.com out of high school

- Helped lead perennial powerhouse Oak Hill Academy to a national championship as a junior

- Chose Ole Miss over Miami (Fla.), Oklahoma State, South Carolina and USC

2018-19 GAME-BY-GAME STATISTICS

Date	Opponent	Min	FG	3-pt	FT	Pts	Rebs	A	TO	B	S
11-10	Western Michigan*	29	5-6	3-4	0-0	13	1	0	0	0	2
11-16	Butler*	37	1-6	1-4	1-2	4	8	5	1	0	3
11-20	Nicholls*	34	3-6	1-2	2-2	9	7	6	3	0	3
11-23	Baylor*	38	1-5	0-2	2-3	4	4	3	3	0	2
11-24	Cincinnati*	33	9-14	2-5	4-4	24	6	0	1	1	1
11-28	San Diego*	37	4-8	1-2	4-5	13	3	4	4	0	0
12-1	ULM*	29	1-5	1-4	0-0	3	3	6	1	0	0
12-8	Illinois State*	31	3-6	0-2	2-2	8	5	2	3	0	4
12-12	Southeastern Louisiana*	32	7-10	3-4	2-2	19	2	3	1	1	1
12-16	Chattanooga*	31	3-6	2-4	1-1	9	4	3	2	1	1
12-21	Middle Tennessee*	30	3-8	1-2	0-0	7	4	2	1	1	2
12-29	Florida Gulf Coast*	26	4-8	1-4	2-3	11	2	5	0	0	1
1-5	Vanderbilt*	37	2-10	0-4	7-8	11	7	6	2	0	2
1-9	#10 Auburn*	35	5-9	2-3	2-2	14	1	0	1	0	2
1-12	#14 Mississippi State*	36	3-7	2-4	2-3	10	6	1	3	0	0
1-15	LSU*	31	1-6	1-4	3-4	6	2	6	1	0	1
1-19	Arkansas	25	1-6	1-3	0-0	3	2	3	3	0	2
1-22	Alabama*	17	1-3	0-2	0-0	2	1	1	1	0	0
1-26	#24 Iowa State*	35	4-7	2-3	0-0	10	3	4	1	0	3
1-30	Florida (OT)*	36	4-8	0-1	1-1	9	9	2	3	0	4
2/2	#21 Mississippi State*	29	4-8	3-4	3-3	14	4	5	2	0	3
2/6	Texas A&M*	27	1-4	1-3	0-0	3	4	3	1	0	3
2/9	Georgia*	34	3-7	2-4	0-0	8	7	1	2	0	0
TOTALS		729	73-163	30-74	38-45	214	95	71	40	4	40

* Indicates start
Home games in bold

CAREER HIGHS

POINTS

24, vs. Cincinnati (11/24/18)

REBOUNDS

9, at Florida (1/30/19)

FIELD GOALS

9, vs. Cincinnati (11/24/18)

FREE THROWS

7, at Vanderbilt (1/5/19)

THREE-POINTERS

4 vs. Louisiana (11/10/17)

ASSISTS

6, 2x, MR: vs. ULM (12/1/18)

STEALS

4, 4x, MR: at Florida (1/30/19)

BLOCKS

1, 7x, MR: vs. Middle Tennessee (12/21/18)

CAREER STATISTICS

YEAR	G-GS	MIN/AVG	FG-FGA	PCT	3P-3PA	PCT	FT-FTA	PCT	REB-AVG	A	TO	B	S	PTS/AVG
2017-18	32-9	603/18.8	74-210	.352	30-116	.259	15-20	.750	87-2.7	34	25	3	32	193/6.0
2018-19	23-22	729/31.7	73-163	.448	30-74	.405	38-45	.844	95-4.1	71	40	4	40	214/9.3
TOTAL	55-31	1332/24.2	147-373	.394	60-190	.316	53-65	.815	182-3.3	105	65	7	72	407/7.4



#12 BRUCE STEVENS

6-8 • 252 • SR • F

Hometown: Louin, Miss.
Last School: Jones County JC

Stevens Facts

- Scored 27 points versus Illinois State, one of three 20-point games last season.
- No. 6 junior college player according to JUCORecruiting.com
- Earned NJCAA first team All-America honors as a sophomore, averaging 16.2 points and 11.6 rebounds per game
- His hometown of Louin, Mississippi has one stoplight and a population of 269.

2018-19 GAME-BY-GAME STATISTICS

Date	Opponent	Min	FG	3-pt	FT	Pts	Rebs	A	TO	B	S
11-10	Western Michigan	18	2-5	2-3	0-0	6	5	1	3	0	2
11-16	Butler	10	3-5	0-2	0-0	6	1	0	0	0	0
11-20	Nicholls*	18	6-10	0-2	1-2	13	4	0	1	0	0
11-23	Baylor*	33	7-13	1-2	2-2	17	8	1	4	0	1
11-24	Cincinnati*	24	3-6	0-1	2-2	8	3	0	1	0	1
11-28	San Diego*	18	2-3	0-1	0-0	4	3	2	0	0	1
12-1	ULM	18	4-8	1-4	0-0	9	7	1	1	0	0
12-8	Illinois State*	15	5-7	1-1	0-0	11	4	0	0	0	1
12-12	Southeastern Louisiana*	23	3-6	0-1	0-0	6	7	0	1	0	0
12-16	Chattanooga	15	6-7	1-2	2-2	15	1	1	0	2	0
12-21	Middle Tennessee	26	4-9	2-6	2-4	12	4	2	1	0	1
12-29	Florida Gulf Coast	22	4-5	1-2	2-2	11	4	1	0	0	1
1-5	Vanderbilt	15	2-6	0-2	0-0	4	3	0	1	0	0
1-9	#10 Auburn	11	1-4	0-3	0-0	2	2	2	1	1	1
1-12	#14 Mississippi State	21	2-6	2-4	0-0	6	8	1	1	0	0
1-15	LSU	20	2-6	0-3	1-2	5	6	1	2	1	0
1-19	Arkansas	18	6-7	2-3	0-0	14	7	1	0	0	1
1-22	Alabama	23	3-5	1-2	0-0	7	6	0	1	0	0
1-26	#24 Iowa State	10	1-5	0-2	0-0	2	3	1	0	0	1
1-30	Florida (OT)	20	3-6	0-2	0-1	6	1	0	2	0	0
2/2	#21 Mississippi State	28	5-10	1-3	2-2	13	1	0	0	0	0
2/6	Texas A&M	7	1-1	1-1	0-0	3	3	0	3	1	0
2/9	Georgia	23	1-3	0-1	4-4	6	9	1	1	0	2
TOTALS		436	76-143	16-53	18-23	186	100	16	24	5	13

* Indicates start
Home games in bold

CAREER HIGHS

POINTS

27, vs. Illinois State (12/16/17)

REBOUNDS

13, 2x, MR: vs. South Carolina (3/7/18)

FIELD GOALS

9, at Texas A&M (1/16/18)

FREE THROWS

13, vs. Illinois State (12/16/17)

THREE-POINTERS

3, vs. South Carolina (3/7/18)

ASSISTS

3, 4x, MR: at Arkansas (1/20/18)

STEALS

3, at Missouri (2/20/18)

BLOCKS

2, 4x, MR: vs. Chattanooga (12/16/18)

CAREER STATISTICS

YEAR	G-GS	MIN/AVG	FG-FGA	PCT	3P-3PA	PCT	FT-FTA	PCT	REB-AVG	A	TO	B	S	PTS/AVG
2017-18	32-19	715/22.3	121-235	.515	14-51	.275	89-117	.761	171-5.3	38	35	16	16	345/10.8
2018-19	23-6	436/19.0	76-143	.531	16-53	.302	18-23	.783	100-4.3	16	24	5	13	186/8.1
TOTAL	55-25	1151/20.9	197-378	.521	30-104	.288	107-140	.764	271-4.9	54	59	21	29	531/9.7



#4 BREEIN TYREE

6-2 • 195 • JR • G

Hometown: Somerset, N.J.
High School: St. Joseph's

Tyree Facts

- Serves as Chair of the SEC Men's Basketball Leadership Council
- 17 career 20-point games, including two 30-point games
- In each of his last two seasons, his scoring production increased in SEC play.
- Tore his ACL heading into his freshman season, but bounced back to start the final 20 games of the 2016-17 campaign
- Cousin is David Tyree, Super Bowl champion and former wide receiver of the New York Giants, and he also was high school teammates with Karl Anthony-Towns.

2018-19 GAME-BY-GAME STATISTICS

Date	Opponent	Min	FG	3-pt	FT	Pts	Rebs	A	TO	B	S
11-10	Western Michigan*	26	5-11	0-5	4-6	14	4	3	2	1	2
11-16	Butler*	35	6-11	3-6	2-3	17	4	1	3	0	0
11-20	Nicholls*	36	4-10	0-3	2-2	10	4	6	4	0	0
11-23	Baylor*	33	6-11	3-5	13-17	28	2	3	0	0	2
11-24	Cincinnati*	32	4-11	0-5	6-6	14	1	1	2	1	0
11-28	San Diego*	28	6-7	2-3	8-8	22	6	3	4	0	2
12-1	ULM*	30	8-15	4-9	0-1	20	3	3	2	0	1
12-8	Illinois State*	39	6-17	3-10	7-7	22	7	6	1	0	0
12-12	Southeastern Louisiana*	34	1-5	1-3	0-0	3	3	3	1	1	0
12-16	Chattanooga*	23	7-12	3-4	3-5	20	3	3	1	0	1
12-21	Middle Tennessee*	32	10-13	4-6	0-0	24	2	1	4	0	2
12-29	Florida Gulf Coast*	29	5-8	3-4	1-1	14	3	6	4	1	4
1-5	Vanderbilt*	36	11-16	3-5	6-6	31	4	3	2	1	0
1-9	#10 Auburn*	35	1-10	0-1	3-6	5	5	2	6	0	0
1-12	#14 Mississippi State*	35	5-12	1-6	8-9	19	1	5	0	0	0
1-15	LSU*	36	5-11	2-7	0-0	12	2	1	6	0	0
1-19	Arkansas*	36	7-15	2-7	6-6	22	4	2	2	1	3
1-22	Alabama*	26	4-8	1-3	0-0	9	4	2	2	1	0
1-26	#24 Iowa State*	36	9-22	2-5	2-3	22	0	1	3	0	1
1-30	Florida (OT)*	41	6-15	3-9	5-6	20	4	1	4	0	0
2/2	#21 Mississippi State*	37	7-15	5-7	6-6	25	1	2	4	2	3
2/6	Texas A&M*	37	7-15	3-8	5-5	22	4	3	1	0	1
2/9	Georgia*	36	11-22	3-8	6-7	31	1	1	3	1	2
TOTALS		768	141-292	51-129	93-110	426	72	62	61	10	24

* Indicates start
Home games in bold

CAREER HIGHS

- POINTS**
31, 2x, MR: at Georgia (2/9/19)
- REBOUNDS**
8, vs. Virginia Tech (12/2/17)
- FIELD GOALS**
11, 2x, MR: at Georgia (2/9/19)
- FREE THROWS**
13, vs. Baylor (11/23/18)
- THREE-POINTERS**
5, vs. Mississippi State (2/2/19)
- ASSISTS**
7, at Kentucky (2/28/18)
- STEALS**
4, vs. FGCU (12/29/18)
- BLOCKS**
2, vs. Mississippi State (2/2/19)

CAREER STATISTICS

YEAR	G-GS	MIN/AVG	FG-FGA	PCT	3P-3PA	PCT	FT-FTA	PCT	REB-AVG	A	TO	B	S	PTS/AVG
2016-17	34-23	651/19.1	85-228	.373	27-87	.310	52-74	.703	64-1.9	65	71	0	22	249/7.3
2017-18	32-23	807/25.2	122-310	.394	47-132	.356	56-80	.700	70-2.2	90	58	9	22	347/10.8
2018-19	23-23	768/33.4	141-292	.483	51-129	.395	93-110	.845	72-3.1	62	61	10	24	426/18.5
TOTAL	89-69	2226/25.0	348-830	.419	125-348	.359	201-264	.761	206-2.3	217	190	19	68	1022/11.5



2018-19 Ole Miss Basketball
Ole Miss Combined Team Statistics (as of Feb 09, 2019)
All games



RECORD:	OVERALL	HOME	AWAY	NEUTRAL
ALL GAMES	16-7	9-3	4-3	3-1
CONFERENCE	6-4	3-2	3-2	0-0
NON-CONFERENCE	10-3	6-1	1-1	3-1

#	Player	gp-gs	min	avg	Total		3-Point		F-Throw		Rebounds				pf	dq	a	to	blk	stl	pts	avg
					fg-fga	fg%	3fg-fga	3fg%	ft-fta	ft%	off	def	tot	avg								
04	Tyree,Breoin	23-23	768	33.4	141-292	.483	51-129	.395	93-110	.845	10	62	72	3.1	41	1	62	61	10	24	426	18.5
03	Davis,Terence	23-23	706	30.7	135-285	.474	43-112	.384	60-78	.769	35	110	145	6.3	68	3	83	68	15	40	373	16.2
02	Shuler,Devontae	23-22	729	31.7	73-163	.448	30-74	.405	38-45	.844	19	76	95	4.1	33	0	71	40	4	40	214	9.3
00	Hinson,Blake	23-22	589	25.6	67-161	.416	34-93	.366	37-51	.725	18	51	69	3.0	63	1	32	25	7	15	205	8.9
12	Stevens, Bruce	23-6	436	19.0	76-143	.531	16-53	.302	18-23	.783	27	73	100	4.3	54	2	16	24	5	13	186	8.1
14	Buffen, KJ	23-1	454	19.7	46-98	.469	2-8	.250	46-70	.657	32	68	100	4.3	55	1	22	39	13	17	140	6.1
13	Olejniczak, Dominik	23-17	453	19.7	58-99	.586	0-0	.000	24-31	.774	29	48	77	3.3	54	0	15	25	22	14	140	6.1
20	Davis, D.C.	23-1	278	12.1	19-44	.432	6-21	.286	17-24	.708	11	23	34	1.5	17	0	21	8	0	8	61	2.7
15	Rodriguez, Luis	18-0	108	6.0	8-18	.444	0-2	.000	5-6	.833	9	11	20	1.1	11	0	14	4	6	5	21	1.2
05	Halums,Brian	11-0	39	3.5	4-19	.211	1-5	.200	8-12	.667	4	1	5	0.5	6	0	2	1	0	0	17	1.5
01	Naylor,Zach	15-0	61	4.1	2-7	.286	1-5	.200	2-2	1.000	3	9	12	0.8	8	0	4	3	1	2	7	0.5
30	Morgano, Antonio	6-0	5	0.8	1-2	.500	0-1	.000	0-0	.000	1	0	1	0.2	2	0	0	0	0	0	2	0.3
Team											45	47	92				6					
Total.....		23	4626		630-1331	.473	184-503	.366	348-452	.770	243	579	822	35.7	412	8	342	304	83	178	1792	77.9
Opponents.....		23	4624		570-1326	.430	179-485	.369	306-431	.710	242	493	735	32.0	412	-	321	343	78	137	1625	70.7

TEAM STATISTICS	OM	OPP	Date	Opponent	Score	Att.
SCORING	1792	1625	11-10-18	WESTERN MICHIGAN	w 90-64	5205
Points per game	77.9	70.7	11/16/18	at Butler	L 76-83	8328
Scoring margin	+7.3	-	11-20-18	NICHOLLS	w 75-55	5903
FIELD GOALS-ATT	630-1331	570-1326	11/23/18	vs Baylor	w 78-70	1250
Field goal pct	.473	.430	11/24/18	vs Cincinnati	L 57-71	1250
3 POINT FG-ATT	184-503	179-485	11-28-18	SAN DIEGO	w 93-86	5968
3-point FG pct	.366	.369	12-1-18	ULM	w 83-60	6128
3-pt FG made per game	8.0	7.8	12/08/18	at Illinois State	w 81-74	6598
FREE THROWS-ATT	348-452	306-431	12-12-18	vs Southeastern Louisiana	w 69-47	3564
Free throw pct	.770	.710	12-16-18	CHATTANOOGA	w 90-70	6344
F-Throws made per game	15.1	13.3	12/21/18	vs Middle Tennessee	w 74-56	11294
REBOUNDS	822	735	12-29-18	FGCU	w 87-57	7551
Rebounds per game	35.7	32.0	* 01/05/19	at Vanderbilt	w 81-71	10422
Rebounding margin	+3.8	-	* 1-9-19	AUBURN	w 82-67	8241
ASSISTS	342	321	* 01/12/19	at Mississippi State	w 81-77	10021
Assists per game	14.9	14.0	* 1-15-19	LSU	L 69-83	9500
TURNOVERS	304	343	* 1-19-19	ARKANSAS	w 84-67	9500
Turnovers per game	13.2	14.9	* 1/22/19	at Alabama	L 53-74	10710
Turnover margin	+1.7	-	1-26-19	IOWA STATE	L 73-87	8839
Assist/turnover ratio	1.1	0.9	* 1/30/19	at Florida	Lot 86-90	9380
STEALS	178	137	* 2-2-19	MISSISSIPPI STATE	L 75-81	9500
Steals per game	7.7	6.0	* 2-6-19	TEXAS A&M	w 75-71	7718
BLOCKS	83	78	* 02/09/19	at Georgia	w 80-64	10033
Blocks per game	3.6	3.4				
ATTENDANCE	90397	82850				
Home games-Avg/Game	12-7533	7-9356				
Neutral site-Avg/Game	-	4-4340				

* - Conference game

Score by Periods	1st	2nd	OT	Totals
Ole Miss	880	902	10	1792
Opponents	767	844	14	1625



2018-19 Ole Miss Basketball
Ole Miss Combined Team Statistics (as of Feb 09, 2019)
Conference games only



RECORD:	OVERALL	HOME	AWAY	NEUTRAL
ALL GAMES	6-4	3-2	3-2	0-0
CONFERENCE	6-4	3-2	3-2	0-0
NON-CONFERENCE	0-0	0-0	0-0	0-0

#	Player	gp-gs	min	avg	Total		3-Point		F-Throw		Rebounds				pf	dq	a	to	blk	stl	pts	avg
					fg-fga	fg%	3fg-fga	3fg%	ft-fta	ft%	off	def	tot	avg								
04	Tyree,Breein	10-10	355	35.5	64-139	.460	23-61	.377	45-51	.882	6	24	30	3.0	13	0	22	30	6	9	196	19.6
03	Davis,Terence	10-10	314	31.4	60-128	.469	21-56	.375	30-39	.769	17	60	77	7.7	35	2	32	28	2	21	171	17.1
00	Hinson,Blake	10-9	262	26.2	30-75	.400	15-43	.349	15-23	.652	4	26	30	3.0	31	1	13	14	2	9	90	9.0
02	Shuler,Devontae	10-9	307	30.7	25-68	.368	12-32	.375	18-21	.857	9	34	43	4.3	15	0	28	19	0	17	80	8.0
14	Buffen, KJ	10-1	180	18.0	22-41	.537	1-3	.333	22-31	.710	15	20	35	3.5	31	1	7	18	5	10	67	6.7
12	Stevens, Bruce	10-0	186	18.6	26-54	.481	7-24	.292	7-9	.778	13	33	46	4.6	23	0	6	12	3	4	66	6.6
13	Olejniczak, Dominik	10-10	224	22.4	24-48	.500	0-0	.000	15-20	.750	11	24	35	3.5	22	0	9	10	11	7	63	6.3
20	Davis, D.C.	10-1	137	13.7	8-23	.348	1-10	.100	4-5	.800	4	12	16	1.6	6	0	11	2	0	1	21	2.1
15	Rodriguez, Luis	5-0	35	7.0	2-4	.500	0-1	.000	3-4	.750	2	1	3	0.6	5	0	4	1	2	1	7	1.4
05	Halums,Brian	3-0	13	4.3	2-6	.333	1-2	.500	0-2	.000	0	1	1	0.3	3	0	0	1	0	0	5	1.7
01	Naylor,Zach	5-0	12	2.4	0-1	.000	0-1	.000	0-0	.000	1	1	2	0.4	1	0	2	0	1	0	0	0.0
Team											29	18	47				1					
Total.....		10	2025		263-587	.448	81-233	.348	159-205	.776	111	254	365	36.5	185	4	134	136	32	79	766	76.6
Opponents.....		10	2025		257-603	.426	89-235	.379	142-209	.679	130	232	362	36.2	185	-	133	147	46	78	745	74.5

TEAM STATISTICS	OM	OPP	Date	Opponent	Score	Att.
SCORING	766	745	* 01/05/19	at Vanderbilt	w 81-71	10422
Points per game	76.6	74.5	* 1-9-19	AUBURN	w 82-67	8241
Scoring margin	+2.1	-	* 01/12/19	at Mississippi State	w 81-77	10021
FIELD GOALS-ATT	263-587	257-603	* 1-15-19	LSU	L 69-83	9500
Field goal pct	.448	.426	* 1-19-19	ARKANSAS	w 84-67	9500
3 POINT FG-ATT	81-233	89-235	* 1/22/19	at Alabama	L 53-74	10710
3-point FG pct	.348	.379	* 1/30/19	at Florida	Lot 86-90	9380
3-pt FG made per game	8.1	8.9	* 2-2-19	MISSISSIPPI STATE	L 75-81	9500
FREE THROWS-ATT	159-205	142-209	* 2-6-19	TEXAS A&M	w 75-71	7718
Free throw pct	.776	.679	* 02/09/19	at Georgia	w 80-64	10033
F-Throws made per game	15.9	14.2	* - Conference game			
REBOUNDS	365	362				
Rebounds per game	36.5	36.2				
Rebounding margin	+0.3	-				
ASSISTS	134	133				
Assists per game	13.4	13.3				
TURNOVERS	136	147				
Turnovers per game	13.6	14.7				
Turnover margin	+1.1	-				
Assist/turnover ratio	1.0	0.9				
STEALS	79	78				
Steals per game	7.9	7.8				
BLOCKS	32	46				
Blocks per game	3.2	4.6				
ATTENDANCE	44459	50566				
Home games-Avg/Game	5-8892	5-10113				
Neutral site-Avg/Game	-	0-0				

Score by Periods	1st	2nd	OT	Totals
Ole Miss	374	382	10	766
Opponents	351	380	14	745