



CRIMSON TIDE

BASKETBALL

20 NCAA Appearances » 13 Combined SEC Titles » 2nd in SEC History in Total League Wins » 2nd in SEC History in Winning Percentage

A GAME 21 AUBURN ALABAMA VS RV/RVAUBURN

FEBRUARY 2, 2019 / 7 P.M. CT / AUBURN, ALA.
AUBURN ARENA (9,121)

TV: ESPN2

(Play-By-Play: Beth Mowins, Analyst: Jimmy Dykes)

RADIO: CTSN | SIRIUS/XM

(Play-By-Play: Chris Stewart, Analyst: Bryan Passink) | Sirius/XM Channel 103/380

CRIMSON TIDE

| | |
|---------------------------|-----------------------|
| 2018-19 Record | 13-7 |
| 2018-19 SEC Record | 4-3 |
| NET Ranking/SOS | 43/15 |
| Leading Scorer | Kira Lewis Jr. (13.7) |
| Leading Rebounder | Donta Hall (8.9) |
| Leader in Assists | Kira Lewis Jr. (2.8) |
| Head Coach | Avery Johnson |
| Record at Alabama (Years) | 70-53 (4th) |
| Career Record (Years) | 324-239 (11th) |

TIGERS

| | |
|--------------------------|--------------------|
| 2018-19 Record | 14-6 |
| 2018-19 SEC Record | 3-4 |
| NET Ranking/SOS | 24/31 |
| Leading Scorer | Bryce Brown (16.8) |
| Leading Rebounder | Chuma Okeke (6.4) |
| Leader in Assists | Jared Harper (6.5) |
| Head Coach | Bruce Pearl |
| Record at Auburn (Years) | 84-68 (5th) |
| Career Record (Years) | 546-213 (24th) |

NUGGETS YOU NEED TO KNOW

- Alabama will open the month of February when it begins a stretch of playing three of its next four games on the road as the Tide travels to take on in-state rival Auburn on Saturday at 7 p.m. inside Auburn Arena. The contest, which will be the first of two games played between the teams (Auburn plays at Alabama on March 5), will be televised on ESPN2.
- Saturday's game will mark the 159th meeting on the hardwood between the two schools, which is the fourth-most games UA has played against any one opponent. The Crimson Tide owns a 95-63 edge in the series, with the 95 victories also ranking fourth-best against any foe in program history. Alabama owns a record of 26-31 when playing the Tigers on the Plains, including falling in three straight games. Since the Tigers' arena opened in 2010, Alabama has a record of 3-5.
- For the third time in the month of January, Alabama defeated an AP Top-25 opponent when it knocked off No. 22/21 Mississippi State, 83-79, on Tuesday night in Coleman Coliseum. The Crimson Tide, which has now won seven straight home game vs. ranked teams and improved to 9-4 over the last two seasons when playing an opponent ranked in the top 25, also defeated then-No. 13 Kentucky (77-75) on Jan. 5 and then-No. 20 Ole Miss (74-53) on Jan. 22.
- Alabama is 7-4 against Quadrant 1 (2-4) and Quadrant 2 (5-0) opponents this year. The seven wins against Q1 and Q2 teams ranks as the third-most in the SEC. The Crimson Tide only trails Tennessee (9-1), LSU (8-3), Kentucky (8-3) and Mississippi State (8-5) in combined Q1 and Q2 victories. Also noteworthy is that Alabama is the only SEC team and one of 11 teams nationally to have played at least five Q2 games and own an undefeated record. Additionally, the Tide's overall strength of schedule ranks No. 15 overall which leads the SEC, while having played the second-toughest SEC slate thus far, trailing only Georgia.
- Alabama is ranked 12th in the nation and fifth in the SEC in blocks per game (5.4) entering Saturday's game at Auburn. In SEC games only, the Tide leads the league at 5.4 blocks per game.
- Alabama will return to Coleman Coliseum for its only home contest in the current four-game stretch when it welcomes the Georgia Bulldogs on Wednesday, Feb. 6. The game, which will be the lone meeting during the regular season between the two teams, will tip at 8 p.m. CT and will be televised on SEC Network.

2018-19 SCHEDULE

Opponent TV Time (CT)/Result

OCTOBER

30 MONTEVALLO (EXH.) SEC Network+ W, 82-40

NOVEMBER

6 SOUTHERN SEC Network+ W, 82-62
 11 APPALACHIAN STATE¹ SEC Network W, 81-73
 15 vs. Northeastern² ESPNU L, 52-68
 16 vs. Ball State² ESPNU W, 79-61
 18 vs. Wichita State² ESPNU W, 90-86
 26 MURRAY STATE SEC Network+ W, 78-72
 29 at UCF ESPNU L, 64-70

DECEMBER

4 GEORGIA STATE SEC Network+ L, 80-83
 9 ARIZONA ESPN W, 76-73
 15 vs. Liberty³ SEC Network+ W, 84-75
 21 PENN STATE SEC Network W, 73-64
 30 at Stephen F. Austin ESPNU W, 79-69

JANUARY

5 ^{13/14}KENTUCKY* ESPN W, 77-75
 8 at LSU* SEC Network L, 79-88
 12 TEXAS A&M* SEC Network L, 80-81
 16 at Missouri* SEC Network W, 70-60
 19 at ^{3/3}Tennessee* ESPNU L, 68-71
 22 ^{20/20}OLE MISS* ESPNU W, 74-53
 26 at Baylor⁴ ESPNU L, 68-73
 29 ^{22/21}MISSISSIPPI STATE* SEC Network W, 83-79

FEBRUARY

2 at Auburn* ESPNU 7 p.m.
 6 GEORGIA* SEC Network 8 p.m.
 9 at Vanderbilt* SEC Network 7:30 p.m.
 12 at Mississippi State* SEC Network 8 p.m.
 16 FLORIDA* ESPN/ESPN2/ESPNU 1 p.m.
 19 at Texas A&M* SEC Network 8 p.m.
 23 VANDERBILT* ESPN/ESPN2/ESPNU 5 p.m.
 26 at South Carolina* ESPN/ESPN2/ESPNU 6 p.m.














MARCH

2 LSU* ESPN/ESPN2 11 a.m.
 5 AUBURN* ESPN/ESPN2
 ESPNU/SEC Network 8 p.m.
 9 at Arkansas* SEC Network 5 p.m.
 13-17 at SEC Tournament⁵ TBA TBA

- Charleston Classic (Tuscaloosa, Ala.)
- Charleston Classic (Charleston, S.C.)
- Rocket City Classic (Huntsville, Ala.)
- SEC/Big12 Challenge
- SEC Tournament (Nashville, Tenn.)

* Southeastern Conference game
BOLD indicates home game
 Rankings listed are AP/Coaches

2018-19 OVERALL • 13-7 / SEC • 4-3 / HOME • 8-2 / AWAY • 2-4 / NEUTRAL • 3-1
 PREVIOUS GAME STARTERS HIGHLIGHTED IN SHADED BOX

| | | | | |
|----|---|---|---|--|
| 0 |  | DONTA HALL | LAST GAME: 19 pts, 7 rebs, 2 blks vs. Mississippi State | SEASON HIGHS |
| | | F • 6-9 • 230 • Sr. • Luverne, Ala. | NOTES: Leads SEC in double-doubles (10) and is the league-leader in SEC games only at 10.3 rpg ... tops UA in rebounds & blocks, 2nd in scoring ... ranks 3rd in SEC in rpg & 5th in bpg ... scored career-high 21 pts & had 4 blks vs. Liberty ... 20 pts in season opener vs. Southern ... team high 15 double-figure scoring gms ... SEC All-Defensive team as a junior. | Pts: 21 vs. Liberty (12/18/18) Rebs: 16 vs. Texas A&M (1/12/19) Asts: 2 2x, last vs. Miss. State (1/29/19) Blks: 4 3x, last vs. Texas A&M (1/12/19) |
| 1 |  | RILEY NORRIS | LAST GAME: 11pts, 5 rebs vs. Mississippi State | SEASON HIGHS |
| | | G/F • 6-7 • 212 • Gr. • Albertville, Ala. | NOTES: Leads team with 122 career games plays ... sat out first five games due to a medical procedure ... leads team in 3-pt FG% (.400) ... season-high 16 pts at Baylor, hitting all 4 of his 3-pointers ... scored 14 pts at SFA ... had 7 pts & 18 mins vs Penn State ... played in just 9 games a year ago before earning a medical redshirt with hip injury. | Pts: 16 at Baylor (1/26/19) Rebs: 5 vs. Mississippi State (1/29/19) Asts: 2, last at Baylor (1/26/19) Stls: 2 at LSU (1/8/19) |
| 2 |  | KIRA LEWIS JR. | LAST GAME: 9 pts, 3 asts, 3 rebs, 2 stls vs. Mississippi State | SEASON HIGHS |
| | | G • 6-3 • 167 • Fr. • Meridianville, Ala. | NOTES: SEC Freshman of the Week (Dec. 10) ... leads team & ranks 15th in SEC in ppg ... also tops UA in assists and FT% ... has team-high 4 20-pt scoring games ... career high 24 pts vs. Wichita State ... 21 pts vs. App State ... had 20 pts vs. Arizona & Murray State ... 17 pts and career-high 8 asts at SFA ... second-youngest player in the country (born April 6, 2001). | Pts: 24 vs. Wichita State (11/18/18) Rebs: 5 at Baylor (1/26/19) Asts: 8 at SFA (12/30/18) Stls: 3 vs. Ball State (11/16/18) |
| 3 |  | ALEX REESE | LAST GAME: 1 pt, 2 rebs vs. Mississippi State | SEASON HIGHS |
| | | F • 6-9 • 238 • So. • Pelham, Ala. | NOTES: Scored a career high 19 pts vs. Wichita State ... had 15 pts and season highs of 8 rebs & 3 stls vs. Arizona ... added 14 pts off the bench vs. UCF ... had 12 pts at LSU ... second on team in FT% (.816) and fourth in threes made (16) and attempted (49)... named SEC First Year Academic Honor Roll in 2017-18. | Pts: 19 vs. Wichita State (11/18/18) Rebs: 8 vs. Arizona (12/9/18) Asts: 3 vs. Arizona (12/9/18) Stls: 2 4x, last vs. Ole Miss (1/23/19) |
| 4 |  | DANIEL GIDDENS | LAST GAME: DNP vs. Mississippi State | SEASON HIGHS |
| | | F/C • 6-11 • 247 • Jr. • Mableton, Ga. | NOTE: Has seen action in 6 games ... missed the game Mizzou due to a family issue ... finished with season highs of 6 points & 10 mins at LSU ... collected 2 pts and season-high 6 rebs in season-opener vs. Southern (11/6) ... added 4 pts and 5 rebs vs. App State (11/11) ... saw action in 34 games, making 18 starts as a sophomore. | Pts: 6 at LSU (1/8/19) Rebs: 6 vs. Southern (11/6/18) Asts: 1 vs. Northeastern (11/15/18) Blks: NA |
| 5 |  | AVERY JOHNSON JR. | LAST GAME: 2 pts, 2 rebs vs. Mississippi State | SEASON HIGHS |
| | | G • 5-11 • 187 • Gr. • Houston, Texas | NOTE: Has seen action in all 20 gms this season and has played in 90 consecutive games at Alabama to lead all players, not missing a game in his three seasons at Alabama ... had season high 14 points in 18 mins of action at Missouri ... scored a total of 16 pts in previous 10 gms prior ... named to SEC Academic Honor Roll a year ago. | Pts: 14 at Missouri (1/16/19) Rebs: 5 vs. Southern (11/6/18) Asts: 3 vs. Southern (11/6/18) Stls: 1 4x, last vs. Arizona (12/9/18) |
| 10 |  | HERBERT JONES | LAST GAME: 8 pts, 3 blks, 2 asts vs. Mississippi State | SEASON HIGHS |
| | | G • 6-7 • 206 • So. • Greensboro, Ala. | NOTE: Has taken a team-high 15 charges this season after setting school record in the category a year ago (23) ... leads UA in steals & is second in rebounding ... season-high 13 pts vs. Ball State & Wichita State ... 10 pts & 4 stls vs. App State ... named to SEC First Year Academic Honor Roll and earned team's Outstanding Defensive Player a year ago. | Pts: 13 2x, last vs. Wichita State (11/18/18) Rebs: 9 vs. Southern (11/6/18) Asts: 6 vs. Kentucky (1/5/19) Stls: 4 vs. App State (11/11/18) |
| 12 |  | DAZON INGRAM | LAST GAME: 7 pts, 2 rebs, 2 stls vs. Mississippi State | SEASON HIGHS |
| | | G • 6-5 • 210 • Jr. • Theodore, Ala. | NOTE: Played in 95 career games with 83 starts to lead UA in the category ... ranks 2nd on team in assists, 3rd in rebounding & 5th in scoring ... season highs of 17 pts & 8 rebs vs. Georgia State ... had 11 pts & 5 asts vs. Ball State ... made first start of season and had 11 pts, 4 rebs & 4 asts in the win over Kentucky. | Pts: 17 vs. Georgia State (12/4/18) Rebs: 8 3x, last at SFA (12/30/18) Asts: 5 3x, last at Tennessee (1/19/19) Stls: 3 at UCF (11/29/18) |
| 13 |  | JAVIAN DAVIS-FLEMING | LAST GAME: DNP vs. Mississippi State | SEASON HIGHS |
| | | F • 6-9 • 268 • Fr. • Canton, Miss. | NOTE: Has not seen any action this season ... listed as a four-star by ESPN and a three-star by 247Sports.com ... ranked as the No. 2 player in his state and No. 17 center in the nation (ESPN) ... first team all-state by USA Today in 2018 after he averaged 17 points, 12 rebounds and two blocks per game. | Pts: Rebs: Asts: Stls: |
| 23 |  | JOHN PETTY JR. | LAST GAME: 13 pts, 3 rebs, 1 stl vs. Mississippi State | SEASON HIGHS |
| | | G • 6-5 • 197 • So. • Huntsville, Ala. | NOTE: Second on team in scoring and minutes, while ranking third in three-point shooting and double-figure scoring games (11) ... tied career high with 30 pts at Tennessee ... had 22 pts & 6 treys vs. Texas A&M ... 17 pts vs. Southern & Northeastern ... had 16 pts & 7 rebs vs. Murray State ... last season, his 90 made 3s on 242 attempts set a UA freshman record. | Pts: 30 at Tennessee (1/19/19) Rebs: 8 3x, last at LSU (1/8/19) Asts: 7 vs. Ball State (11/16/18) Stls: 1 8x, last vs. Miss. State (1/29/19) |
| 24 |  | LAWSON SCHAFFER | LAST GAME: DNP vs. Mississippi State | SEASON HIGHS |
| | | G • 5-11 • 168 • Sr. • Cullman, Ala. | NOTE: Has seen action in 2 contests on the season and 49 games throughout his career ... has not recorded any stats this season ... played in 9 games as a junior ... recorded a career-high 14 minutes off the bench collecting three assists and a steal vs. Florida (2/27/18) ... tied career high with five points in 11 minutes off the bench against Memphis (11/10/17). | Pts: NA Rebs: NA Asts: NA Blks: NA |
| 30 |  | GALVIN SMITH | LAST GAME: 7 pts, 3 rebs, 1 stl vs. Mississippi State | SEASON HIGHS |
| | | F • 6-9 • 245 • So. • Clinton, Miss. | NOTE: Has played in 19 games and made seven starts on the year ... scored a season-high 10 pts in season opener vs. Southern ... had 10 pts in win over Ole Miss ... added 8 pts & 3 rebs in 17 mins off the bench vs. Arizona ... 8 pts and season-high 5 rebs vs. Ball State ... played in 33 games as a true freshman. | Pts: 10 2x, last vs. Ole Miss (1/23/19) Rebs: 5 2x, last last at Tennessee (1/19/19) Asts: 1 2x, last vs. Arizona (12/9/18) Blks: 2 vs. Georgia State (12/4/18) |
| 34 |  | TEVIN MACK | LAST GAME: 6 pts, 8 rebs, 3 blks vs. Mississippi State | SEASON HIGHS |
| | | F • 6-6 • 225 • Jr. • Columbia, S.C. | NOTE: Fourth on team in scoring and third in total threes made (23) and attempted (76) ... season-high 22 pts and 6 threes in win over Kentucky ... had 20 pts vs. Ball State ... finished with 15 pts at Baylor ... 10 pts & 6 rebs vs. Southern in UA debut ... 9 double-digit scoring gms ranks 4th on team ... transferred from Texas & sat out 2017-18 season. | Pts: 22 vs. Kentucky (1/5/19) Rebs: 9 vs. Texas A&M (1/12/19) Asts: 2 3x, last vs. Liberty (12/18/18) Stls: 1 3x, last vs. Ole Miss (1/23/19) |

| ALABAMA | VS. | AUBURN |
|----------------|-------------------|----------------|
| 2018-19 | Season | 2018-19 |
| 13-7 | Overall | 14-6 |
| 4-3 | Conference | 3-4 |
| 75.8 | PPG | 84.2 |
| 71.8 | OPP PPG | 68.8 |
| +4.0 | Margin | +15.5 |
| .451 | FG% | .456 |
| .441 | FG% DEF | .426 |
| .334 | 3PT% | .367 |
| .330 | 3PT% DEF | .353 |
| .682 | FT% | .698 |
| 39.0 | RPG | 38.2 |
| 33.4 | OPP RPG | 34.5 |
| +5.7 | Margin | +3.7 |
| 12.7 | APG | 16.1 |
| 13.1 | TOs PG | 13.2 |
| 5.4 | BPG | 5.7 |
| 4.4 | SPG | 9.2 |

SERIES HISTORY

| | |
|----------------------------|---|
| Overall Series Record..... | Alabama leads, 95-63 |
| Last Five Contests..... | Auburn leads, 3-2 |
| Last 10 Contests..... | Alabama leads, 6-4 |
| At Auburn..... | Auburn leads, 31-26 (Alabama streak: Lost 3) |
| At Alabama..... | Alabama leads, 49-9 (Alabama streak: Won 1) |
| At Coleman Coliseum..... | Alabama leads, 42-8 |
| Neutral Site..... | Auburn leads, 23-20 |
| Series Streak..... | Alabama won 1 |
| Last Meeting..... | March 9, 2018 (St. Louis, Mo. - SEC Tournament) Alabama 81, Auburn 63 |

ABOUT AUBURN

• Auburn claimed a share of the 2018 SEC championship and enters Saturday's contest sporting a 14-6 overall record and a 3-4 mark in SEC play. Most recently, the Tigers began its current three-game homestand with a 92-58 victory over Missouri in Auburn Arena last Wednesday night. The victory snapped a three-game losing streak in league play.

• Four Auburn players average in double figures led by senior Bryce Brown's 16.8 points per game, which also ranks fifth in the SEC. Brown also tops the team in threes made (71) and attempted (177) and free throw percentage (.841). His 3.6 threes made per game leads the conference while his 40.1 three-point shooting percentage is fourth-best in the SEC. Junior Jared Harper is second on the team in scoring average (15.4 ppg) while leading the SEC in assists (6.5 apg). He also ranks third in the SEC in assist/turnover ratio (2.7) and is second in minutes played (33.6 mpg). Sophomore forward Chuma Okeke is averaging 10.6 points and a team-leading 6.4 rebounds per game, while sophomore center Austin Wiley is also averaging double figures at 10.8 ppg.

• As a team, Auburn currently ranks second in the SEC in scoring offense (84.2 ppg) and scoring margin (+15.4, 84.2-68.8). The Tigers lead the league in turnover margin (+5.6), offensive rebounds per game (14.4), offensive rebounding percentage (.377) and threes made per game (11.1). Auburn is shooting 45.6 percent from the floor, 36.7 percent from deep and 69.8 percent from the charity stripe.

• Bruce Pearl is in his fifth season at Auburn and owns a record of 84-68 (.553). Now in his 24th season as a collegiate coach, Pearl owns an overall mark of 546-213 (.719). Pearl's teams have led their conference in scoring 17 of the 23 years that he has been a head coach.

SOCIAL MEDIA:



Follow us on Twitter and Instagram @AlabamaMBB



Like us on Facebook at AlabamaMBB

Follow **ALABAMA MEN'S BASKETBALL** on the social media sites listed for up-to-date news, exclusive content and more.

ASSOCIATED PRESS POLL

WEEK 13 (JAN. 28)

| Rank | Team (FPV) | 2018-19 Record | Points | Prev. Rank |
|-----------|--------------------------|----------------|--------------|------------|
| 1 | Tennessee (48) | 18-1 | 1,575 | 1 |
| 2 | Duke (12) | 17-2 | 1,527 | 2 |
| 3 | Virginia (4) | 18-1 | 1,473 | 3 |
| 4 | Gonzaga | 19-2 | 1,382 | 4 |
| 5 | Michigan | 19-1 | 1,381 | 5 |
| 6 | Michigan State | 18-3 | 1,235 | 6 |
| 7 | Kentucky | 16-3 | 1,226 | 8 |
| 8 | Nevada | 19-1 | 1,158 | 7 |
| 9 | North Carolina | 15-4 | 1,065 | 11 |
| 10 | Marquette | 18-3 | 973 | 12 |
| 11 | Kansas | 16-4 | 972 | 9 |
| 12 | Virginia Tech | 16-3 | 858 | 10 |
| 13 | Houston | 20-1 | 795 | 17 |
| 14 | Villanova | 16-4 | 734 | 18 |
| 15 | Louisville | 15-5 | 658 | 23 |
| 16 | Texas Tech | 16-4 | 561 | 14 |
| 17 | Purdue | 14-6 | 532 | NR |
| 18 | Buffalo | 18-2 | 468 | 14 |
| 19 | LSU | 16-3 | 435 | 25 |
| 20 | Iowa State | 15-5 | 327 | 24 |
| 21 | Maryland | 16-5 | 280 | 13 |
| 22 | Mississippi State | 15-4 | 236 | 22 |
| 23 | North Carolina State | 16-4 | 203 | 21 |
| 24 | Wisconsin | 14-6 | 179 | NR |
| 25 | Florida State | 15-5 | 141 | NR |

Others receiving votes: **Auburn 85**, Cincinnati 76, Washington 75, Kansas St 73, Oklahoma 41, Iowa 28, Wofford 10, Hofstra 9, TCU 7, **Mississippi 7**, Nebraska 6, Davidson 5, Syracuse 3, Minnesota 1.

USA TODAY/COACHES POLL

WEEK 13 (JAN. 28)

| Rank | Team (FPV) | 2018-19 Record | Points | Prev. Rank |
|------|----------------------|----------------|--------|------------|
| 1 | Tennessee (31) | 18-1 | 799 | 1 |
| 2 | Duke (1) | 17-2 | 755 | 2 |
| 3 | Virginia | 18-1 | 733 | 3 |
| 4 | Gonzaga | 19-2 | 701 | 4 |
| 5 | Michigan | 19-1 | 679 | 6 |
| 6 | Kentucky | 16-3 | 599 | 9 |
| 7 | Nevada | 19-1 | 589 | 7 |
| 8 | Michigan State | 18-3 | 573 | 5 |
| 9 | Marquette | 18-3 | 503 | 11 |
| 10 | North Carolina | 15-4 | 498 | 12 |
| 11 | Virginia Tech | 16-3 | 462 | 8 |
| 12 | Kansas | 16-4 | 455 | 10 |
| 13 | Houston | 20-1 | 424 | 17 |
| 14 | Villanova | 16-4 | 385 | 18 |
| 15 | Texas Tech | 16-4 | 280 | 13 |
| 16 | Louisville | 15-5 | 255 | 24 |
| 17 | Buffalo | 18-2 | 241 | 14 |
| 18 | Purdue | 14-6 | 203 | NR |
| 19 | LSU | 16-3 | 175 | NR |
| 20 | Iowa State | 15-5 | 174 | 25 |
| 21 | Mississippi State | 15-4 | 158 | 22 |
| 22 | North Carolina State | 16-4 | 152 | 19 |
| 23 | Wisconsin | 14-6 | 96 | NR |
| 24 | Maryland | 16-5 | 94 | 16 |
| 25 | Iowa | 16-5 | 64 | 21 |

Others receiving votes: Auburn 58; Florida State 57; Mississippi 51; Cincinnati 44; Oklahoma 38; Kansas State 35; Washington 29; Furman 10; North Texas 10; Arizona State 6; Texas Christian 4; Wofford 4; Baylor 4; Hofstra 2; Texas State 1.

2018-19 Opponents in BOLD

LAST TIME OUT: ALABAMA 83, NO. 22 MISSISSIPPI STATE 79 [TUSCALOOSA, ALA.]



Official Basketball Box Score -- Game Totals -- Final Statistics
Mississippi State vs Alabama
 1/29/19 7:30 p.m. CT at Tuscaloosa, Ala. (Coleman Coliseum)



Mississippi State 79 • 15-5, 3-4

| # | Player | Total | | | 3-Ptr | | | Rebounds | | | PF | TP | A | TO | Blk | Stl | Min |
|--------|-------------------|-------|-------|------|-------|-----|-----|----------|----|----|----|----|---|----|-----|-----|-----|
| | | FG | FGA | FT | FTA | Off | Def | Tot | | | | | | | | | |
| 24 | Abdul Ado | f | 0-0 | 0-0 | 3-5 | 2 | 5 | 7 | 3 | 3 | 0 | 1 | 3 | 0 | 1 | 27 | |
| 35 | Aric Holman | f | 5-11 | 1-1 | 1-3 | 6 | 2 | 8 | 4 | 12 | 2 | 2 | 0 | 1 | 1 | 30 | |
| 00 | Nick Weatherspoon | g | 3-6 | 0-1 | 1-2 | 0 | 4 | 4 | 0 | 7 | 1 | 1 | 0 | 1 | 1 | 14 | |
| 02 | Lamar Peters | g | 6-19 | 0-6 | 2-2 | 0 | 0 | 0 | 4 | 14 | 4 | 3 | 0 | 2 | 33 | | |
| 11 | Q Weatherspoon | g | 6-13 | 1-6 | 1-2 | 1 | 4 | 5 | 4 | 14 | 1 | 4 | 0 | 3 | 34 | | |
| 01 | Reggie Perry | g | 9-12 | 0-1 | 0-2 | 4 | 3 | 7 | 4 | 18 | 0 | 1 | 2 | 0 | 20 | | |
| 12 | Robert Woodard II | g | 2-4 | 1-2 | 2-4 | 3 | 4 | 7 | 1 | 7 | 1 | 1 | 1 | 1 | 15 | | |
| 22 | KeyShawn Feazell | g | 0-0 | 0-0 | 0-0 | 0 | 0 | 0 | 0 | 0 | 0 | 0 | 0 | 0 | 2 | | |
| 23 | Tyson Carter | g | 1-6 | 0-2 | 2-2 | 0 | 2 | 2 | 5 | 4 | 1 | 0 | 0 | 0 | 25 | | |
| Team | | | | | | 3 | 0 | 3 | | | | | | | | | |
| Totals | | | 32-71 | 3-19 | 12-22 | 19 | 24 | 43 | 25 | 79 | 10 | 13 | 6 | 8 | 200 | | |

FG % 1st Half: 11-33 33.3% 2nd half: 21-38 55.3% Game: 32-71 45.1% Deadball Rebounds 3
 3FG % 1st Half: 1-10 10.0% 2nd half: 2-9 22.2% Game: 3-19 15.8%
 FT % 1st Half: 6-15 40.0% 2nd half: 6-7 85.7% Game: 12-22 54.5%

Alabama 83 • 13-7, 4-3

| # | Player | Total | | | 3-Ptr | | | Rebounds | | | PF | TP | A | TO | Blk | Stl | Min |
|--------|-------------------|-------|-------|------|-------|-----|-----|----------|----|----|----|----|---|----|-----|-----|-----|
| | | FG | FGA | FT | FTA | Off | Def | Tot | | | | | | | | | |
| 00 | Hall, Donta | f | 7-9 | 0-0 | 5-9 | 2 | 5 | 7 | 4 | 19 | 2 | 1 | 2 | 1 | 23 | | |
| 34 | Mack, Tevin | f | 3-7 | 0-2 | 0-2 | 2 | 6 | 8 | 2 | 6 | 1 | 1 | 3 | 0 | 22 | | |
| 02 | Lewis Jr., Kira | g | 4-9 | 0-2 | 1-2 | 0 | 3 | 3 | 1 | 9 | 3 | 5 | 1 | 2 | 32 | | |
| 10 | Jones, Herbert | g | 3-5 | 0-0 | 2-5 | 0 | 2 | 2 | 4 | 8 | 2 | 0 | 3 | 0 | 18 | | |
| 12 | Ingram, Dazon | g | 2-4 | 0-0 | 3-4 | 0 | 2 | 2 | 3 | 7 | 1 | 1 | 0 | 2 | 24 | | |
| 01 | Norris, Riley | g | 3-7 | 0-4 | 5-6 | 2 | 3 | 5 | 1 | 11 | 1 | 0 | 0 | 0 | 27 | | |
| 03 | Reese, Alex | g | 0-0 | 0-0 | 1-3 | 0 | 2 | 2 | 1 | 1 | 0 | 0 | 0 | 0 | 12 | | |
| 05 | Johnson Jr, Avery | g | 1-5 | 0-3 | 0-0 | 1 | 1 | 2 | 0 | 2 | 0 | 0 | 0 | 0 | 8 | | |
| 23 | Petty, John | g | 4-9 | 1-4 | 4-4 | 1 | 2 | 3 | 1 | 13 | 1 | 3 | 0 | 1 | 23 | | |
| 30 | Smith, Galin | g | 3-6 | 0-0 | 1-1 | 3 | 0 | 3 | 2 | 7 | 0 | 0 | 0 | 1 | 11 | | |
| Team | | | | | | 1 | 1 | 2 | | | | | | | | | |
| Totals | | | 30-61 | 1-15 | 22-36 | 12 | 27 | 39 | 19 | 83 | 11 | 11 | 9 | 7 | 200 | | |

FG % 1st Half: 16-34 47.1% 2nd half: 14-27 51.9% Game: 30-61 49.2% Deadball Rebounds 9
 3FG % 1st Half: 0-7 0.0% 2nd half: 1-8 12.5% Game: 1-15 6.7%
 FT % 1st Half: 9-12 75.0% 2nd half: 13-24 54.2% Game: 22-36 61.1%

Officials: Don Daily, Michael Roberts, Ted Valentine
 Technical fouls: Mississippi State-None. Alabama-None.
 Attendance: 11632

| Score by periods | 1st | 2nd | Total |
|-------------------|-----|-----|-------|
| Mississippi State | 29 | 50 | 79 |
| Alabama | 41 | 42 | 83 |

| | In | Off | 2nd | Fast | Bench |
|--------|-------|-----|--------|-------|-------|
| Points | Paint | T/O | Chance | Break | |
| MS | 44 | 8 | 19 | 8 | 29 |
| UA | 54 | 17 | 18 | 6 | 34 |

Last FG - MS 2nd-00:03, UA 2nd-03:59.
 Largest lead - MS by 2 1st-17:40, UA by 14 2nd-18:25.
 MS led for 00:44. UA led for 36:23. Game was tied for 02:53.

Score tied - 4 times.
 Lead changed - 2 times.

TUSCALOOSA, Ala. The Alabama men's basketball team took down No. 22/21 Mississippi State, 83-79, in Coleman Coliseum on Tuesday night. The Crimson Tide collected a season-high 54 points in the paint while the bench accounted for 34 points to help lead UA to its seventh consecutive home victory over an AP Top-25 team and third such win in the month of January.

"First of all, I just want to congratulate Mississippi State on the season they're having," Alabama head coach Avery Johnson said. "They're a ranked team for a reason. Coach (Ben) Howland has done really an amazing job, to have his team playing the way they're playing. Yes, we had some malfunctions, but give them credit because we played a tough, nasty, hard-nosed team."

"Fortunately, we got away from them a little bit in the first half, built a lead and it was an uphill battle for them. And then when they cut the lead in the second half, give our guys credit for persevering and being resilient. I like the way we hung in and didn't drop our heads. I'm proud of our guys. We had quite a few guys offensively contribute tonight. When you have eight guys in your rotation with six or seven or more points, it's kind of hard to scout where our offense is coming from."

With the win, Alabama (13-7, 4-3 SEC) improves to 9-4 when playing top-25 teams since last year – a number that leads all SEC programs. Additionally, the 34 bench points marked the sixth time in the last seven games that the UA reserves have scored more than 30 points.

Senior Donta Hall led all scorers with 19 points on the night, while adding seven rebounds and a pair of blocks. Sophomore John Petty Jr. added 13 points and graduate student Riley Norris put in 11 points and five boards, both coming off the bench.

Mississippi State (15-5, 3-4) led for only 44 seconds throughout the entire contest and trailed Alabama by as many as 14 points early in the second half. However, the Bulldogs twice trimmed the lead to one possession but could not get any closer.

With the Tide leading 53-39 with 10:24 left to play, the Bulldogs went on a 12-1 run over the next 2:18 to cut the lead to 54-51. However, Alabama answered by scoring five straight to take back control.

UA was able to stretch its lead to 11, 74-63, with 3:59 remaining, Mississippi State would again battle back to a single possession by going on a 10-2 spurt to make it 76-73 with 58 seconds remaining. However, the Tide used clutch defense, timely baskets, and clinching free throws to seal the four-point win.

Alabama jumped out to a big advantage in the opening half with Hall leading the way by scoring 12 points before intermission. At the break Alabama led Mississippi State 41-29.

2018-19 TOP PERFORMANCES

| CATEGORY | ALABAMA | OPPONENTS |
|----------------------|--|--|
| Points | 30, John Petty Jr. at Tennessee, 1/19/19 | 38, Ja Morant, Murray State, 11/26/18 |
| Field Goals Made | 11, John Petty Jr. at Tennessee, 1/19/19 | 16, Ja Morant, Murray State, 11/26/18 |
| Field Goal Attempts | 18, 2x, last by John Petty Jr. at Tennessee, 1/19/19 | 29, Ja Morant, Murray State, 11/26/18 |
| 3-Pointers Made | 6, 3x, last by John Petty Jr. at Tennessee, 1/19/19 | 5, 2x, last by Caleb Homesley, Liberty, 12/18/18 |
| 3-Pointers Attempted | 11, John Petty Jr. vs. Texas A&M, 1/12/19 | 10, Caleb Homesley, Liberty, 12/18/18 |
| Rebounds | 16, Donta Hall vs. Texas A&M, 1/12/19 | 13, 2x, last by Kavell Bigby-Williams, LSU, 1/8/19 |
| Assists | 8, Kira Lewis Jr. at Stephen F. Austin, 12/30/18 | 7, 2x, last by Jordan Bone, Tennessee, 1/19/19 |
| Steals | 4, Herbert Jones vs. Appalachian State, 11/11/18 | 4, Shaq Buchannan, Murray State, 11/26/18 |
| Blocks | 4, 2x, last by Donta Hall vs. Texas A&M, 1/12/19 | 5, 2x, last by Kyle Alexander, Tennessee, 1/19/19 |

QUICK FACTS

UNIVERSITY

Location Tuscaloosa, Ala.
Founded April 12, 1831
Enrollment 38,563
Conference Southeastern
Colors Crimson and White
Nickname Crimson Tide
President Dr. Stuart Bell
Director of Athletics Greg Byrne

FACULTY ATHLETICS

Representative Dr. James King
Sport Administrators Tiffini Grimes/Jeff Purinton
Arena (Capacity) Coleman Coliseum (15,383)

COACHING STAFF

Head Coach Avery Johnson
Alma Mater Southern, 1988
Record at Alabama 70-53 (Fourth Season)
NBA Coaching Record 254-186 (Seven Seasons)
Overall Career Record 324-239 (11th Season)
Associate Head Coach ... John Pelphey (3rd Season)
Assistant Coach Antoine Pettway (11th Season)
Assistant Coach Yasir Rosemond (2nd Season)
Director of Operations Colton Houston
Director of Player Development Blake Gray
Scouting and Recruiting Coordinator Alex Fain
Strength and Conditioning Lou DeNeeen
Athletic Trainer Clarke Holter

TEAM INFORMATION

2017-18 Record 20-16
2017-18 SEC Record/Finish 8-10/T-9th
2017-18 H/A/N Record 12-5/2-8/6-3
Starters Returning/Lost 4/1
Letterwinners Returning/Lost 10/2
Newcomers 4*

**includes transfer who sat out last season*

PROGRAM HISTORY

All-Time Record 1,670-1,037-1 (.617)
SEC Record 787-609 (.564)
SEC Tournament Record 66-52 (.559)
SEC Championships 7
SEC Divisional Championships 3
NCAA Appearances 20
NIT Appearances 15

ATHLETICS COMMUNICATIONS

Men's Basketball Contact Aaron Jordan
Office 205-348-6084
Cell 205-913-1979
E-mail ajordan@ia.ua.edu
Fax 205-348-8841
Secondary Men's Basketball Contact Haley Peterson
Website www.RollTide.com
Mailing Address 1201 Coliseum Drive
 Room 170
 Tuscaloosa, AL 35487

ALABAMA MEN'S BASKETBALL QUICK HITS

TIDE TEAM TIDBITS ARE BELOW (INDIVIDUAL TIDBITS CAN BE FOUND ON PAGE 9)

• The Crimson Tide is coming off an 83-79 victory over No. 22/21 Mississippi State last Tuesday night in Coleman Coliseum. It was the third top-25 team that Alabama has defeated in the month of January (also defeated then-No. 13 Kentucky 77-75 on Jan. 5 and then-No. 20 Ole Miss 74-53 on Jan. 22). On the year, Alabama boasts a 3-1 record when facing top-25 competition and has now won seven consecutive home games when playing teams ranked in the AP Top-25.

• Coming into Tuesday's game against Auburn, the Tide is ranked No. 43 in the latest NCAA Net Rankings (as of Jan. 31) and own the No. 15 overall strength of schedule, which leads all SEC programs. Additionally, UA has faced the second-most difficult league schedule to date, trailing only Georgia. Alabama has played a total of 11 games against Quadrant 1 (2-4) and Quadrant 2 (5-0) opponents this season and boasts a record of 7-4 in such contests. The seven combined wins rank third in the conference entering this weekend's action, trailing only Tennessee (9-1), Kentucky (8-3), LSU (8-3) and Mississippi State (8-5). Furthermore, Alabama has a perfect 5-0 record when playing teams ranked in Quadrant 2, which not only leads the SEC but ranks among 11 other schools in the nation to have played at least five opponents in Q2 without a loss.

• The Alabama reserves have been a strength of this year's team, averaging just over 27 points per contest (27.1) entering the contest at Auburn. In fact, over the last seven games alone, the UA bench is averaging 33.3 points per game and have scored 33 points or more six times over the seven-game stretch. For the year, the Crimson Tide bench has been outscored just twice on the season and it outscoring its counterparts by 8.2 points per contest (27.1-18.9).

• The Tide is one of the top rebounding teams in the nation entering the game at Auburn. Alabama has won the rebounding battle in 17 of its 20 games this season. For the year, Alabama ranks third in the SEC and 35th nationally in rebounding margin (+5.7), outrebounding the opposition by an average of 39.0-33.4. In SEC games only, the Tide has outrebounded six of its seven SEC opponents and leads the league in rebound margin at +5.3 (40.3-35.0).

• In addition to the total rebounds, Alabama is also one of the top offensive rebounding teams in the nation. The Tide is averaging 12.2 offensive rebounds per game, which ranks third in the SEC and 47th nationally. As a result, UA is outscoring the competition by +2.4 points per game in second chance points this season (13.1-10.7).

• Head coach Avery Johnson boasts a record of 14-11 when playing teams ranked in the Associated Press Top-25, including a 3-1 record this season. Johnson has guided the Crimson Tide to seven consecutive wins at home and nine wins in the last 13 overall games played against ranked opponents. His record is even more impressive considering the Tide had lost 21 consecutive games against ranked opponents prior to his arrival.

• The Crimson Tide owns a 8-2 record under the arched roof of Coleman Coliseum, with both defeats coming on buzzer-beating three-pointers. Most recently, Alabama fell to Texas A&M on Jan. 12 when TJ Starks drained an improbable shot from beyond the arc as the buzzer sounded, lifting the Aggies to an 81-80 victory. The other occurrence came back on Dec. 4 when Georgia State's three-pointer at the buzzer gave the Panthers an 83-80 victory.

• The 70-point mark seems to be a key for the Crimson Tide team this season. On the year, Alabama has a record of 13-3 when scoring 70 or more points in a game. However, the Tide is 0-4 this season when scoring less than 70 points in a contest..

• The Tide's non-league slate included four teams that were picked to win their conference: Stephen F. Austin (Southland), Georgia State (Sun Belt), Northeastern (Colonial Athletic Association) and UCF (American Athletic Conference). Alabama also faced off with Murray State (Nov. 26), who was picked to finish second by a narrow margin to Belmont in the Ohio Valley Conference.

• Alabama enters its contest at Auburn ranked 12th in the nation in blocked shots per game at 5.4 swats per contest. Leading the way is senior Donta Hall, who is currently 33rd nationally and tied for fifth in the SEC with 2.1 blocks a game.

2018-19 ROSTER & PRONUNCIATIONS

| No. | Name | Fi-net-ick | Pos. | Ht./Wt. | Yr. | Major | Hometown |
|-----|----------------------|--------------------|------|----------|-----|------------------------------------|----------------------|
| 0 | Donta Hall | don-TAY | F | 6-9/230 | Sr. | Public Health | Luverne, Ala. |
| 1 | Riley Norris | | G/F | 6-7/212 | Gr. | Marketing ^(masters) | Albertville, Ala. |
| 2 | Kira Lewis Jr. | KIE (like PIE)-ruh | G | 6-3/167 | Fr. | Business | Meridianville, Ala. |
| 3 | Alex Reese | | F | 6-9/238 | So. | Business Man. | Pelham, Ala. |
| 4 | Daniel Giddens | | F/C | 6-11/247 | Jr. | Consumer Science | Mableton, Ga. |
| 5 | Avery Johnson Jr. | | G | 5-11/187 | Gr. | Business Man. ^(masters) | Houston, Texas |
| 10 | Herbert Jones | | G | 6-7/206 | So. | Business Man. | Greensboro, Ala. |
| 12 | Dazon Ingram | DAY-zon | F | 6-5/210 | Jr. | Consumer Science | Theodore, Ala. |
| 13 | Javian Davis-Fleming | JAY-vee-on | F | 6-9/268 | Fr. | Physical Ed. | Canton, Miss. |
| 15 | Tyler Barnes | | F | 6-8/205 | So. | Aerospace Eng. | Louisville, Ky. |
| 21 | Britton Johnson | | G | 6-4/182 | Fr. | Business Man. | Mountain Brook, Ala. |
| 22 | Diante Wood | dee-on-TAY | G | 6-4/206 | Fr. | Ex. Science | Anniston, Ala. |
| 23 | John Petty Jr. | | G | 6-5/197 | So. | Communications | Huntsville, Ala. |
| 24 | Lawson Schaffer | SHAY-fer | G | 5-11/168 | Sr. | Communications | Cullman, Ala. |
| 30 | Galin Smith | GAY-lin | F | 6-9/245 | So. | Ex. Science | Clinton, Miss. |
| 34 | Tevin Mack | | G/F | 6-6/225 | Jr. | Communications | Columbia, S.C. |

2019 SIGNEES

Alabama men's basketball head coach Avery Johnson officially announced the Tide's 2019 signing class on Nov. 12, as the Crimson Tide inked three players, who are all ranked among the top prospects in the nation. The class is currently ranked No. 11 in the nation, according to ESPN.com.

Below is a look at each of the newest signees:

JUWAN GARY | F | 6-6 | 190

COLUMBIA, S.C. (WEST CHARLOTTE HS)

• **BIO:** Juwan Gary, is a 6-6, 190-pound forward, is a consensus four star recruit who is ranked as the No. 55 overall player in the class of 2019, the No. 10-ranked forward and the third overall player in the state of South Carolina according to ESPN.com ... after playing his previous three years at Gray Collegiate Academy in Columbia, S.C., Gary transferred to West Charlotte High School in Charlotte, N.C., where he will play his senior season ... was named the 2018 2A Player of the Year by the South Carolina Basketball Coaches Association ... played under head coach Dion Bethea at Gray Collegiate where he led the team to its first ever Class 2A state championship in 2017 ... finished his junior year averaging 20.5 points, 8.3 rebounds and 1.9 steals per game ... as a sophomore, he averaged 18.4 points, 6.5 rebounds and 1.8 assists per game ... earned Florence Player of the Year for the 2016-17 and 2017-18 seasons.

JAYLEN FORBES | GUARD | 6-4 | 180

FLORENCE, MISS. (FLORENCE HS)

• **BIO:** Jaylen Forbes, 6-4 shooting guard who played at Florence high school and was tabbed an All-State performer by the Clarion Ledger, is a four-star recruit who is ranked as the No. 2 player in the state and the No. 66 player in the country, according to ESPN.com... averaged 25.9 points and 5.6 rebounds as a junior... played for the MEBO team Hood in the Nike EYBL circuit Forbes averaged 19.4 points, 5.7 rebounds and 1.1 assists per game... named a breakout player by Prep Recruit... participated in the USA Men's Junior National Team minicamp in 2016 and 2017.

JADEN SHACKELFORD | GUARD | 6-3 | 185

HESPERIA, CA. (HESPERIA HS)

• **BIO:** Jaden Shackelford is a 6-3, 185-pound four-star prospect according to ESPN.com and the No. 14 guard and the No. 7 player in the state of California...led his squad to the final four in the Division 3A state championship averaging 25.1 points, 1.6 rebounds and 0.8 steals... made four or more 3-pointers in seven separate games on the Nike EYBL circuit and led the entire circuit with 57 3-pointers in all... awarded Best Performance of the session by the D1 circuit staff against E1T1 United where he scored 40 points hit 7 three-pointers and had 6 rebounds... signed with Alabama after receiving offers from Kansas State, Oklahoma, UCLA and Pepperdine, among others.

ALABAMA IS IN 106TH SEASON OF BASKETBALL

- Alabama is in its 106th season of basketball in 2018-19. The Tide's first season of hoops came in 1912-13. There was no season in 1943-44 due to World War II.
- The Tide holds an all-time record of 1,670-1,037-1 (.617), which includes a 787-609 (.559) record in SEC play. The program's first year of play was 1912-13.
- Alabama ranks second in the SEC in league victories and all-time winning percentage entering the 2018-19 campaign.
- UA has made 35 NCAA (20) or NIT (15) appearances and has won seven SEC regular-season titles and six SEC Tournament championships.

ABOUT ALABAMA

- Alabama captured an 83-79 victory over No. 22 Mississippi State last Tuesday night in Coleman Coliseum, improving to 3-1 in home games during league play and 8-2 on the year. The Bulldogs led for only 44 seconds throughout the game, as the Crimson Tide led by as many as 14 points in the second half and hung on for the four-point win to record UA's seventh consecutive home victory over a ranked opponent.
- Freshman guard Kira Lewis Jr. leads a balanced scoring attack that features eight Alabama players averaging at least 6.0 points per game. Three UA players average in double digits as Lewis' 13.7 points per game tops the Tide and ranks 15th in the SEC. Sophomore John Petty Jr., who tied his career high with 30 points at then-No. 3 Tennessee, ranks second on the team at 11.8 ppg, while senior Donta Hall is collecting 11.7 points per game.
- Lewis leads UA in assists (2.8 apg), minutes (30.7) and free throw shooting (58-of-69, .841), while ranking second in steals (16) and threes made (31) and attempted (85). Meanwhile, Hall tops the team in total dunks (42), rebounds (8.9 rpg), blocks (2.1 bpg), double-figure contests (16) and double-doubles (10). He currently ranks among the league leaders in double-doubles (1st), rebounding (3rd) and blocked shots (15th). Petty leads the Tide in three-point field goals made (41) and attempted (114) and ranks second on the team in minutes (29.3) and third in rebounding (4.2).
- Junior Tevin Mack, who scored a season-high 22 points in the win over Kentucky back on Jan. 5, is averaging 8.7 ppg, while junior Dazon Ingram (7.5 ppg), senior Riley Norris (6.8 ppg) and sophomores Herbert Jones (6.6 ppg) and Alex Reese (6.2 ppg) are all averaging over 6.0 points per contest. Norris tops the team in three-point shooting (14-of-35, 40.0 percent) over his 12 games played. Meanwhile Jones, who is considered one of the top defenders in the Southeastern Conference, tops UA with 15 charges taken and 18 steals.
- As a team, Alabama enters Saturday's contest as one of the top rebounding teams in the nation. The Tide has outrebounded 17 of its 20 opponents on the year and ranks third in the SEC and 35th nationally with a 5.7 advantage on the glass (39.0-33.4). UA is shooting 45.1 percent from the field and 33.4 percent from beyond the arc on the year, while outscoring the competition by 4.1 points per game (75.8-71.8).
- Through seven games in conference play, Petty leads the team in scoring at 14.3 ppg and has knocked down 44.2 percent of his shots from beyond the arc (19-of-43). Meanwhile, Hall is averaging a double-double at 12.9 points and 10.3 rebounds per game – a number that tops the SEC in conference games only. Lewis is scoring 11.1 ppg in league play and tops the team in free throw percentage (86.4 percent). Jones (2.9 apg) and Ingram (2.9 apg) are the top two assist men in SEC games.
- As a team in league play, Alabama leads the SEC in rebounding offense (40.3), blocked shots (5.4), rebound margin (+5.3) and defensive rebounds (27.6) per game. The Tide also ranks among the league leaders in three-point field goal percentage defense (2nd - .301), scoring defense (4th - 72.4), rebounding defense (3rd - 35.0) and both offensive (3rd - .345) and defensive (2nd - .717) percentage.

BIOMETRICS BOX

| # | NAME | BODY FAT % | VERTICAL JUMP | | WINGSPAN | OVERHEAD REACH | HAND LENGTH |
|----------|----------------------|------------|---------------|----------|----------|----------------|-------------|
| | | | STANDING | APPROACH | | | |
| 0 | Donta Hall | 4.1% | 35" | 39" | 7'4.5" | 9'0.5" | 9" |
| 1 | Riley Norris | 16.8% | 26.5" | 28" | 6'7" | 8'7" | 8.25" |
| 2 | Kira Lewis Jr. | 7.4% | 30" | 34.5" | 6'6.5" | 8'3.5" | NA |
| 3 | Alex Reese | 10.6% | 23" | 32" | 6'11" | 8'11" | 9" |
| 4 | Daniel Giddens | 6.5% | 31" | 33" | 7'2.5" | 9" | 9.25" |
| 5 | Avery Johnson Jr. | 5.8% | 29.5" | 33.5" | 6'0.5" | 7'8.5" | 7.5" |
| 10 | Herbert Jones | 7.3% | 28" | 35.5" | 7'0.5" | 8'9" | 8.5" |
| 12 | Dazon Ingram | 11.7% | 29.5" | 35.5" | 6'9" | 8'6.5" | 9" |
| 13 | Javian Davis-Fleming | 18.8% | 24" | 28" | 7'2.75" | 9" | NA |
| 23 | John Petty | 4.5% | 29.5" | 35.5" | 6'9.5" | 8'6.5" | 8.75" |
| 24 | Lawson Schaffer | 9.4% | 22" | 26.5" | 6'0.75" | 7'10.5" | NA |
| 30 | Galvin Smith | 6.1% | 29.5" | 34.5" | 7'2" | 9" | 9.25" |
| 34 | Tevin Mack | 10.0% | 27.5" | 33" | 7'0.5" | 8'10" | 9" |

BOLD denotes team leader in the category listed

SPECIALTY STATS

| Opponent | Pts off | | | | |
|------------------------|-------------|-------------|-------------|------------|-------------|
| | Paint | T/O | 2ndCh | FastB | Bench |
| SOUTHERN | 22 | 16 | 10 | 6 | 14 |
| ALABAMA | 32 | 21 | 12 | 7 | 21 |
| APPALACHIAN STATE | 30 | 12 | 13 | 2 | 8 |
| ALABAMA | 36 | 26 | 19 | 4 | 21 |
| vs. Northeastern | 20 | 0 | 0 | 0 | 18 |
| ALABAMA | 30 | 7 | 2 | 8 | 18 |
| vs. Ball State | 30 | 12 | 4 | 10 | 11 |
| ALABAMA | 46 | 21 | 15 | 6 | 31 |
| vs. Wichita State | 42 | 11 | 18 | 8 | 27 |
| ALABAMA | 30 | 10 | 9 | 14 | 32 |
| MURRAY STATE | 40 | 31 | 12 | 11 | 11 |
| ALABAMA | 36 | 20 | 11 | 6 | 29 |
| at UCF | 28 | 9 | 7 | 13 | 14 |
| ALABAMA | 34 | 9 | 18 | 6 | 26 |
| GEORGIA STATE | 42 | 6 | 5 | 4 | 11 |
| ALABAMA | 32 | 13 | 11 | 6 | 31 |
| ARIZONA | 30 | 13 | 16 | 4 | 6 |
| ALABAMA | 36 | 17 | 18 | 8 | 29 |
| vs. Liberty | 28 | 9 | 9 | 0 | 21 |
| ALABAMA | 34 | 17 | 7 | 12 | 17 |
| PENN STATE | 34 | 16 | 11 | 8 | 34 |
| ALABAMA | 46 | 9 | 9 | 2 | 17 |
| at Stephen F. Austin | 40 | 11 | 10 | 13 | 24 |
| ALABAMA | 30 | 16 | 17 | 8 | 27 |
| KENTUCKY | 36 | 20 | 10 | 8 | 11 |
| ALABAMA | 32 | 9 | 9 | 6 | 11 |
| at LSU | 32 | 14 | 16 | 4 | 36 |
| ALABAMA | 34 | 13 | 20 | 6 | 39 |
| TEXAS A&M | 48 | 6 | 13 | 4 | 27 |
| ALABAMA | 30 | 4 | 9 | 2 | 35 |
| at Missouri | 30 | 6 | 4 | 4 | 15 |
| ALABAMA | 40 | 9 | 11 | 6 | 33 |
| at Tennessee | 40 | 13 | 10 | 2 | 18 |
| ALABAMA | 30 | 7 | 17 | 2 | 35 |
| OLE MISS | 16 | 6 | 8 | 0 | 23 |
| ALABAMA | 34 | 23 | 20 | 6 | 35 |
| at Baylor | 38 | 24 | 18 | 6 | 21 |
| ALABAMA | 48 | 13 | 9 | 6 | 22 |
| MISSISSIPPI STATE | 44 | 8 | 19 | 8 | 29 |
| ALABAMA | 54 | 17 | 18 | 6 | 34 |
| at Auburn | | | | | |
| ALABAMA | | | | | |
| GEORGIA | | | | | |
| ALABAMA | | | | | |
| at Vanderbilt | | | | | |
| ALABAMA | | | | | |
| at Mississippi State | | | | | |
| ALABAMA | | | | | |
| FLORIDA | | | | | |
| ALABAMA | | | | | |
| at Texas A&M | | | | | |
| ALABAMA | | | | | |
| VANDERBILT | | | | | |
| ALABAMA | | | | | |
| at South Carolina | | | | | |
| ALABAMA | | | | | |
| LSU | | | | | |
| ALABAMA | | | | | |
| AUBURN | | | | | |
| ALABAMA | | | | | |
| at Arkansas | | | | | |
| ALABAMA | | | | | |
| OPPONENT Totals | 670 | 243 | 213 | 115 | 379 |
| Average/Game | 33.5 | 12.2 | 10.7 | 5.8 | 18.9 |
| ALABAMA Totals | 724 | 281 | 261 | 127 | 543 |
| Average/Game | 36.2 | 14.1 | 13.1 | 6.3 | 27.1 |

ALABAMA-AUBURN – SERIES NOTES

- Saturday's game will mark the 159th meeting on the hardwood between the two schools, which is the fourth-most games UA has played against any one opponent. The Crimson Tide owns a 95-63 edge in the series, as the 95 victories also rank fourth-best against any foe in program history.
- Alabama has dropped three straight in Auburn Arena and owns a record of 26-31 when playing the Tigers on the Plains. Since the Tigers' arena opened in 2010, Alabama has a record of 3-5.
- UA owns an all-time record of 42-8 when playing Auburn in Coleman Coliseum. The Tide is 49-9 when hosting the Tigers in Tuscaloosa. However, When playing Auburn in a neutral site, the Tigers own a 23-20 lead, but Alabama has won eight of the 10 games played between the two teams in the SEC Tournament.
- Alabama has won 12 of the last 18 games played between the two teams, including eight of the last nine games played in Coleman Coliseum. The last time the Crimson Tide won at Auburn came on Feb. 17, 2015 (won, 79-68).
- Last season, Alabama and Auburn played a total of three games, which marked the first time since the 1998-99 season the rivals have squared off three times during the same year. The Crimson Tide took two of the three games, winning in Coleman Coliseum by a score of 76-71 on Jan. 17 and 81-63 in the SEC Tournament quarterfinals on March 9. The Tigers defeated the Tide in Auburn Arena, 90-71, on Feb. 21 for their lone win in the series last year.
- The two teams have played in 11 overtimes in series history, with the last one coming Feb. 21, 2001. Auburn has won eight of the 11 games that have went to extra time.
- The series began during 1923-24 campaign.

NCAA TOURNAMENT RESUME

- Heading into this weekend's action, Alabama is in better shape to earn a spot in the NCAA Tournament this season that it was at this time a year ago. Entering this exact time a year ago, the Tide owned a 13-7 overall record – identical to this year – and had a combined record of 3-4 against teams in Quadrant 1 (1-2) and Quadrant 2 (2-3) opposition.
- Heading into Saturday's game, Alabama is a combined 7-4 against Q1 and Q2 teams, owning 2-4 mark against Quadrant 1 opponents and a 5-0 record vs. teams in Quadrant 2 this season. Alabama is the only team in the SEC, and one of 11 teams nationally, to have played at least five games without a loss against Q2 teams.
- Combined, UA's 7 wins against Q1 and Q2 opposition this year trails only Tennessee (9), Kentucky (8), LSU (8) and Mississippi State (8).
- UA enters the game at Auburn with a NET Ranking of No. 43 nationally, while owning the No. 15 overall strength of schedule, which leads all SEC teams. In fact, the Tide has played the second-toughest league slate to date. Only Georgia has played a tougher SEC schedule heading into this weekend's action.
- Of the Tide's remaining 11 regular season contests, five are projected to be against Q1 opposition, while four will be against Q2 teams.
- Alabama's three Quadrant 4 opponents is the lowest number among SEC schools (tied with LSU).

TOPPLING THE TOP 25

- Head coach Avery Johnson has led his teams to success when playing against teams ranked in the Associated Press Top 25 during his time at the Capstone.
- In 25 total games played against teams ranked in the AP Top 25 (including NCAA Tournament contests), Johnson has led the Tide to a record of 14-11. That's a huge improvement, especially considering prior his arrival, Alabama had lost 21 consecutive games to nationally-ranked opponents.
- This season, the Tide is 3-1 against top-25 competition, with all three victories coming in the month of January. Most recently, Alabama defeat No. 22 Mississippi State (83-79 on Jan. 29) while also recording wins over then-No. 20 Ole Miss (74-53 on Jan. 22) and then-No. 13 Kentucky (77-75 on Jan. 5). The lone loss game against the current No. 1 team in the nation in a narrow 71-68 defeat at then-No. 3 Tennessee on Jan. 19.

HUSTLE STATS

DUNK CHART

| PLAYER | DUNKS | CAREER DUNKS |
|--------------|-----------|--------------|
| Hall | 42 | 169 |
| Jones | 8 | 24 |
| Petty | 4 | 7 |
| Smith | 3 | 20 |
| Ingram | 2 | 27 |
| Mack | 2 | 2 |
| Reese | 2 | 5 |
| Giddens | 1 | 21 |
| Lewis Jr. | 1 | 1 |
| Norris | | 5 |
| TOTAL | 65 | |

CHARGES TAKEN

| PLAYER | CHARGES | CAREER CHARGES |
|--------------|-----------|----------------|
| Jones | 15 | 38 |
| Ingram | 5 | 23 |
| Norris | 4 | 20 |
| Hall | 2 | 7 |
| Smith | | 3 |
| Johnson Jr. | | 2 |
| TOTAL | 26 | |

AND-1's (converted/attempted)

| PLAYER | AND-1's | CAREER AND-1's |
|--------------|-------------------------|----------------|
| Hall | 3-for-7 | 21-for-38 |
| Petty Jr. | 4-for-4 | 7-for-8 |
| Mack | 2-for-4 | 2-for-4 |
| Lewis Jr. | 3-for-3 | 3-for-3 |
| Norris | 2-for-3 | 13-for-17 |
| Jones | 1-for-2 | 2-for-6 |
| Ingram | 0-for-2 | 12-for-19 |
| Reese | 1-for-1 | 2-for-2 |
| Smith | 1-for-1 | 3-for-6 |
| Giddens | 0-for-1 | 5-for-10 |
| Johnson Jr. | | 3-for-6 |
| TOTAL | 17-for-28 (.607) | |

MOST COMMON OPPONENTS

Below is a look at Alabama's most familiar foes in school history:

| Opponents | Games | Record |
|----------------------|-------|--------|
| 1. Mississippi State | 200 | 125-75 |
| 2. LSU | 180 | 108-72 |
| 3. Ole Miss | 179 | 121-58 |
| 4. Auburn | 158 | 95-63 |
| 5. Kentucky | 150 | 38-112 |
| 6. Tennessee | 148 | 79-69 |
| 7. Georgia | 146 | 94-52 |
| 8. Florida | 143 | 75-68 |
| 9. Vanderbilt | 138 | 69-69 |
| 10. Tulane | 84 | 52-32 |

2018-19 SEC STANDINGS [2/1/19]

| | SEC | Overall |
|-------------------|------------|-------------|
| LSU | 6-0 | 16-3 |
| Tennessee | 7-0 | 19-1 |
| Kentucky | 6-1 | 18-3 |
| South Carolina | 5-2 | 10-10 |
| Alabama | 4-3 | 13-7 |
| Florida | 4-3 | 12-8 |
| Ole Miss | 4-3 | 14-6 |
| Arkansas | 3-4 | 12-8 |
| Mississippi State | 3-4 | 15-5 |
| Auburn | 2-4 | 13-6 |
| Missouri | 1-5 | 10-8 |
| Texas A&M | 1-5 | 8-10 |
| Georgia | 1-6 | 10-10 |
| Vanderbilt | 0-7 | 9-11 |

UA IN SEC/NCAA STATS [2/1/19]

| Team | Overall | Rank | NCAA | SEC | Rank |
|-----------------|---------|------|------|------|------|
| Scoring Offense | 75.8 | 8th | | 75.9 | 6th |
| Scoring Defense | 71.8 | 9th | | 72.4 | 4th |
| Scoring Margin | +4.0 | 9th | | +3.4 | 5th |
| Free Throw % | .682 | 13th | | .687 | 10th |
| FG % | .451 | 8th | | .435 | 8th |
| FG % Defense | .441 | 14th | | .439 | 8th |
| 3-PT FG % | .334 | 11th | | .329 | 8th |
| 3-PT FG % Def. | .330 | 8th | | .301 | 2nd |
| 3-PT FG Made | 7.0 | T9th | | 7.3 | T6th |
| Rebound Offense | 39.0 | 2nd | 38th | 40.3 | 1st |
| Rebound Defense | 33.4 | 5th | | 35.0 | 3rd |
| Rebound Margin | +5.6 | 3rd | 35th | +5.3 | 1st |
| Assists | 12.7 | 10th | | 11.7 | 10th |
| Steals | 4.4 | 14th | | 4.3 | 13th |
| Blocks | 5.2 | T5th | 12th | 5.4 | T1st |
| Turnover Margin | -0.9 | 11th | | -0.6 | 9th |
| Assist/Turnover | 1.0 | 9th | | 1.0 | 7th |

| Individual | Overall | Rank | NCAA | SEC | Rank |
|---------------------------------|---------|------|------|------|-------|
| SCORING | | | | | |
| Kira Lewis Jr. | 13.7 | 15th | | | |
| John Petty Jr. | | | | 14.3 | T14th |
| REBOUNDING | | | | | |
| Donta Hall | 8.9 | 3rd | 48th | 10.3 | 1st |
| BLOCKED SHOTS | | | | | |
| Donta Hall | 2.1 | T5th | 33rd | 1.7 | T7th |
| FT PERCENTAGE | | | | | |
| Kira Lewis Jr. | .841 | 5th | 81st | .864 | 7th |
| 3-POINT FG PERCENTAGE | | | | | |
| John Petty Jr. | | | | .442 | 3rd |
| 3-POINT FG MADE PER GAME | | | | | |
| John Petty Jr. | | | | 2.7 | T6th |
| OFFENSIVE REBOUNDS | | | | | |
| Donta Hall | 3.0 | 2nd | 55th | 3.3 | 2nd |
| DEFENSIVE REBOUNDS | | | | | |
| Donta Hall | 5.9 | 4th | 89th | 7.0 | 1st |
| MINUTES | | | | | |
| Kira Lewis Jr. | 30.7 | 16th | | | |
| DOUBLE-DOUBLES | | | | | |
| Donta Hall | 10 | 1st | 18th | 5 | 1st |

- With its win over the Bulldogs, Alabama has now won seven consecutive games at home over ranked opponents and improved to 9-4 in the last two seasons against top-25 teams. No other SEC teams have more than six wins over that same time span.
- The seven-game home winning streak against ranked foes began with a resounding 79-57 win over then-No. 5 Texas A&M on Dec. 30, 2017 and includes victories over then-No. 17 Auburn (76-71 on 1/17/18), then-No. 12 Oklahoma (80-73 on 1/27/18) and then-No. 15 Tennessee (78-50 on 2/10/18).
- Last season, Alabama finished with six wins over ranked opponents, It was the most victories over top-25 teams in a single season in program history, topping the four victories over ranked foes which was set in four different seasons (1981-82, 1986-87, 2001-02 and in coach Johnson's first season in 2015-16).

THE DEVELOPMENT OF DONTA

- Senior Donta Hall has improved tremendously since stepping foot on the Alabama campus as a freshman prior to the 2015-16 campaign.
- When Hall first arrived in Tuscaloosa in the summer of 2015, he weighed 200 pounds and has since added more than 30 pounds to his frame. In addition, his Maximum Bench Press, which is now at 265 pounds, has increased by over 80 pounds in his four seasons at The Capstone.
- Even while increasing his body weight and overall strength, Hall's Maximum Vertical Touch has increased by over six-plus inches and is now currently at 12" 1'.
- On the court, Hall's numbers have also seen a traumatic improvement. Below is a breakdown of Hall's season averages for each of his four seasons wearing an Alabama uniform.

| DONTA HALL | GP-GS | MPG | PPG | RPG | BPG | FGM-FGA | FG% | FTM-FTA | FT% | DUNKS |
|---------------------|-------|------|------|-----|-----|---------|------|---------|------|-------|
| 2015-16 - FRESHMAN | 33-0 | 12.8 | 2.8 | 4.3 | 1.7 | 37-61 | .607 | 19-44 | .431 | 18 |
| 2016-17 - SOPHOMORE | 34-20 | 19.7 | 6.0 | 5.5 | 1.4 | 79-120 | .658 | 45-75 | .600 | 36 |
| 2017-18 - JUNIOR | 34-31 | 23.7 | 10.6 | 6.6 | 2.0 | 151-208 | .726 | 60-108 | .556 | 75 |
| 2018-19 - SENIOR | 20-20 | 26.2 | 11.7 | 8.9 | 2.1 | 86-138 | .623 | 62-83 | .747 | 42 |

CALLING THE RESERVES

- Alabama has won 13 of its 20 games this season and a big reason for that is due to the play from the team's bench.
- The Crimson Tide reserves are averaging just over 27 points per game (27.1) and has only been outscored in only two of its 20 games played on the year. Furthermore, the UA reserves have outscored its counterparts by double digits on nine different occasions.
- For the year, the Tide has a big advantage in terms of bench production. Alabama reserves has outscored the opponents back-ups by a cumulative total of 543-379, which averages out to a +8.2 edge in points per game from the reserves (27.1-18.9)
- The UA reserves have further stepped up their play over the Tide's last seven contests. During that stretch, the bench scored fewer than 30 points in a game only once and has averaged 33.3 points

2018-19 STARTING LINEUP BREAKDOWN

| OPPONENT (W/L) | Hall | Smith | Jones | Petty | Lewis Jr. |
|--------------------------|------|-------|-------|--------|-----------|
| SOUTHERN (W) | Hall | Smith | Jones | Petty | Lewis Jr. |
| APP STATE (W) | Hall | Smith | Jones | Petty | Lewis Jr. |
| vs. Northeastern (L) | Hall | Smith | Jones | Petty | Lewis Jr. |
| vs. Ball State (W) | Hall | Smith | Jones | Petty | Lewis Jr. |
| vs. Wichita State (W) | Hall | Smith | Jones | Petty | Lewis Jr. |
| MURRAY STATE (W) | Hall | Smith | Jones | Petty | Lewis Jr. |
| at UCF (L) | Hall | Smith | Jones | Petty | Lewis Jr. |
| GEORGIA STATE (L) | Hall | Mack | Jones | Petty | Lewis Jr. |
| ARIZONA (W) | Hall | Mack | Jones | Petty | Lewis Jr. |
| vs. Liberty (W) | Hall | Mack | Jones | Petty | Lewis Jr. |
| PENN STATE (W) | Hall | Mack | Jones | Petty | Lewis Jr. |
| at Stephen F. Austin (W) | Hall | Mack | Jones | Petty | Lewis Jr. |
| KENTUCKY (W) | Hall | Mack | Jones | Ingram | Lewis Jr. |
| at LSU (L) | Hall | Mack | Jones | Ingram | Lewis Jr. |
| TEXAS A&M (L) | Hall | Mack | Jones | Ingram | Lewis Jr. |
| at Missouri (W) | Hall | Mack | Jones | Ingram | Lewis Jr. |
| at Tennessee (L) | Hall | Mack | Jones | Ingram | Lewis Jr. |
| OLE MISS (W) | Hall | Mack | Jones | Ingram | Lewis Jr. |
| at Baylor (L) | Hall | Mack | Jones | Ingram | Lewis Jr. |
| MISSISSIPPI STATE (W) | Hall | Mack | Jones | Ingram | Lewis Jr. |

Number of different starting lineups: 3 (BOLD indicates most recent lineup)

Record by lineup (bold indicates most recent lineup):

4-4 Lewis Jr., Ingram, Jones, Mack, Hall

5-2 Lewis Jr., Petty, Jones, Smith, Hall

4-1 Lewis Jr., Petty, Jones, Mack, Hall

RECORD WHEN

| | | |
|---|-----|------|
| At home | 8-2 | |
| On the road | 2-4 | |
| At neutral sites | 3-1 | |
| In SEC games | 4-3 | |
| SEC home games | 3-1 | |
| SEC road games | 1-2 | |
| In non-conference games | 9-4 | |
| In overtime | 0-0 | |
| In games decided by ... | | |
| 5 points or less | 4-4 | |
| 6-10 points | 6-2 | |
| 11 points or more | 3-1 | |
| Leading at the half | | 12-2 |
| Trailing at the half | | 1-5 |
| Tied at the half | | 0-0 |
| Shooting 40% or better | | 11-5 |
| Shooting less than 40% | | 2-2 |
| Opponent shoots better than 40% | | 11-7 |
| Opponent shoots 40% or less | | 2-0 |
| Shooting same or better than opponent | | 9-2 |
| Shooting worse than opponent | | 4-5 |
| Outrebounding opponent | | 11-6 |
| Opponent outrebounds UA | | 2-1 |
| Rebounds are tied | | 0-0 |
| 70% or better on FT | | 6-2 |
| less than 70% on FT | | 7-5 |
| More FT att. than opponent | | 10-2 |
| Less FT att. than opponent | | 2-5 |
| Same FT att. as opponent | | 1-0 |
| 40% or better on 3PT | | 5-0 |
| Less than 40% on 3PT | | 8-7 |
| More turnovers than opponent | | 7-3 |
| Less turnovers than opponent | | 6-3 |
| Same turnovers as opponent | | 0-1 |
| Scoring 80 or more points | | 5-2 |
| Scoring 70-79 points | | 8-1 |
| Scoring 60-69 points | | 0-3 |
| Scoring 50-59 points | | 0-1 |
| Scoring less than 50 points | | 0-0 |
| Allowing 80 or more points | | 2-3 |
| Allowing 70-79 points | | 6-3 |
| Allowing 60-69 points | | 4-1 |
| Allowing 50-59 points | | 1-0 |
| Allowing less than 50 points | | 0-0 |
| On Sunday | | 4-0 |
| On Monday | | 1-0 |
| On Tuesday | | 4-2 |
| On Wednesday | | 1-0 |
| On Thursday | | 0-2 |
| On Friday | | 2-0 |
| On Saturday | | 1-3 |
| In November | | 5-2 |
| In December | | 4-1 |
| In January | | 4-4 |
| In February | | 0-0 |
| In March | | 0-0 |

per game, while their counterparts is scoring just 24.1 points a contest over the same span – a difference of 9.2 points.

TIDE INDIVIDUAL TIDBITS

- Senior Donta Hall leads the league with 10 double-doubles on the year, including five in seven conference games, which ranks 18th in the nation. He has collected double-doubles in seven of the Tide's last 10 games entering the contest at Auburn. Over the 10-game stretch, the Luverne, Ala., native is averaging 13.0 points and 10.4 rebounds per game.
- Hall enters the game at Auburn with 729 career rebounds and 214 career blocks. He became just the fifth player in Alabama program history to collect at least 700 rebounds and 200 blocks in his career, joining Leon Douglas (1,279 rebounds and 235 blocks), Robert Horry (929 rebounds and 286 blocks), Jermareo Davidson (918 rebounds and 221 blocks) and JaMychal Green (912 rebounds and 212 blocks) as the only players in program history to achieve the feat.
- Hall had four consecutive double-doubles before the streak was snapped at Baylor (11 pts, 7 rebs). He became the first UA player in 11 years to record double-doubles in four consecutive contests. The last time it occurred came when Richard Hendrix collected double-doubles in four straight games against Chicago State (19 pts, 13 rebs) on Jan. 4, Florida (24 pts, 16 rebs) on Jan. 8, Arkansas (17 pts, 11 rebs) on Jan. 13 and Georgia (19 pts, 10 rebs) on Jan. 16, 2008.
- Sophomore Herbert Jones is considered one of the top defensive players in the SEC and currently leads the team with 15 charges taken through the Tide's 20 contests. After taking a school record 23 charges as a freshman, Jones has piled up 38 charges taken in his 55 career games played at Alabama.
- Freshman Kira Lewis Jr. is the second-youngest player in NCAA Division I this season. Lewis, a native of Meridianville, Ala., who graduated early from high school, won't turn 18 until April 6, 2019. Only Pepperdine's Everett Perrot is younger by six days, having been born on April 12, 2001, however, he has not played in a single game this season. A few other things born in 2001? iPods, Wikipedia and the first "Harry Potter" film.
- Last year, Alabama was the fourth-youngest team in Division I and did not have a senior on its active roster. This season, the Crimson Tide not only has four seniors on its 2018-19 roster, but will have a total of seven players who have graduated or will graduate throughout the course of the upcoming campaign. Both Avery Johnson Jr. and Riley Norris have graduated and are currently pursuing their graduate degrees. Meanwhile, Donta Hall, Dazon Ingram, Daniel Giddens, Tevin Mack and Lawson Schaffer are all on pace to earn a degree this year. Only one other school in the nation (Southern Illinois) can claim to have as many as seven players who either have graduated or will graduate on its 2018-19 roster.
- Alabama was picked to finish seventh in the Southeastern Conference by a vote of the league's media and head coaches.

RUNNING AWAY

- Alabama used a season-best 24-0 run against Penn State on Dec. 21, which turned a 14-point, 23-9, first half deficit into a 10-point, 33-23 UA lead, en route to the Tide's 73-64 victory.
- Not only was it the best run in a game this season by Alabama, but it was the second time that the Tide has been a part of a spurt in a game this season which it has outscored the opponent by 20 or more points. On the year, Alabama has had a total of seven big runs in which it outscored the foe by at least 13 points.
- Below is the complete list in which it has happened:

| OPPONENT | BEFORE RUN | AFTER RUN | LENGTH | RUN TOTAL | FINAL SCORE |
|---------------|------------|-----------|--------|------------|-------------|
| Penn State | 9-23 | 33-23 | 7:24 | 24-0 (+24) | W, 73-64 |
| Arizona | 10-12 | 33-14 | 7:14 | 23-2 (+21) | W, 76-73 |
| Ole Miss | 29-24 | 50-27 | 10:09 | 21-3 (+18) | W, 74-53 |
| Georgia State | 30-25 | 50-29 | 6:42 | 20-4 (+16) | L, 80-83 |
| Wichita State | 12-14 | 29-16 | 3:34 | 17-2 (+15) | W, 90-86 |
| Murray State | 7-13 | 26-18 | 6:38 | 19-5 (+14) | W, 78-72 |
| at Tennessee | 32-44 | 45-44 | 3:43 | 13-0 (+13) | L, 68-71 |

BOARD WORK

- Alabama has proven to be a strong rebounding during the 2018-19 season. The Crimson Tide owns a +5.7 advantage on the glass (39.0-33.4) and has outrebounded 17 of its 20 opponents it has faced on the year.
- Entering Saturday's contest at Auburn, the Crimson Tide ranks third in the SEC and 35th in the nation in rebounding margin. Alabama has kept the consistency up during league play. Against conference competition, the Tide currently ranks first in the following rebounding categories: rebounding offense (40.3), rebounding margin (+5.3) and defensive rebounds per game (27.6). Furthermore, Alabama ranks second in league play in defensive rebounding percentage (.717) and is third in rebounding defense (35.0), offensive rebounds per game (12.8) and offensive rebounding percentage (.345).

INFINITI COACHES CHARITY CHALLENGE

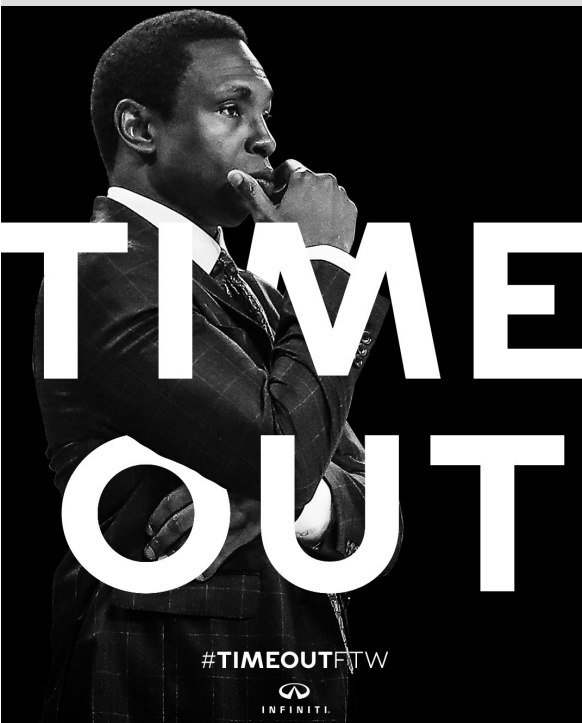
Alabama men's basketball head coach Avery Jonson is participating in the 2019 INFINITY Coaches' Charity Challenge. Fans can help Coach Johnson win the challenge by voting at infinittimeout.com.

Fans can vote on Twitter, Facebook or Instagram by accounting for one vote from each platform per day the following ways:

- 1.) Post a photo of yourself taking a timeout and include #CoachAveryJohnson
- 2.) Fans can vote on Twitter with one vote per day counting towards Coach Johnson's total. The voter must include #TIMEOUTFTW and #CoachAveryJohnson in the text of the post.
- 3.) Fans can vote on Instagram with one vote per day counting towards Coach Johnson's total. The voter must include #TIMEOUTFTW and #CoachAveryJohnson in the text of the post.
- 4.) Fans can vote on Facebook with one vote per day counting towards Coach Johnson's total. The voter log on to www.infinittimeout.com.

Voting began Monday, Jan. 14 and will end on Monday, March 11 at 9 a.m. ET (8 a.m. CT).

INFINITI is excited to embark into its ninth year as an official corporate partner of NCAA Men's Division 1 Basketball. Continuing its partnership with the National Association of Basketball Coaches (NABC), the INFINITI Coaches' Charity Challenge returns this year featuring 48 coaches, donating \$349,000 for coaches' charities throughout the duration of the sponsorship.



- The Tide has taken advantage of its aggressiveness on the boards and owns a big edge on the offensive glass. Through 20 games, Alabama owns a 244-198 edge in offensive rebounds category over the opposition, which averages out to a +2.8 advantage (12.7-9.9) per game. In fact, the Tide's 12.3 offensive rebounds per game rank third in the SEC and 47th nationally.

LEWIS JR. EARNS SEC PLAYER OF THE WEEK

- Alabama point guard Kira Lewis Jr. was tabbed the Southeastern Conference's Freshman of the Week, the league office announced on Dec. 10.
- In games against Georgia State and Arizona, the 6-foot-3, 167-pound freshman from Meridianville, Ala., averaged 19.5 points and 4.5 threes made per game while shooting 60 percent from the beyond the arc (9-of-15) to secure the team's first weekly honor of the year.
- Lewis Jr. began the week by going 6-of-12 from the field and draining five three-pointers (5-of-10) on his way to team-high 19 points against Georgia State. He followed that performance by recording his fourth 20-point game of the year to lead the Tide in a three-point win over Arizona. Lewis Jr. connected on 7-of-13 shots from the floor, including hitting 4-of-5 treys on the night, and capped the performance by sinking a three-pointer with 13 seconds left to seal the victory over the Wildcats.

REMEMBERING C.M.

- The Alabama men's basketball program paid tribute to longtime Alabama head coach and Naismith Memorial Basketball Hall of Fame honoree (Class of 2000) Charles Martin 'C.M.' Newton. Newton, who passed away on June 4, at the age of 88 years old.
- As a player, coach, and administrator for over 50 years, Newton was one of the most influential figures in college sports over that span. Born on Feb. 2, 1930, in Rockwood, Tenn., Newton led the University of Alabama men's basketball program to unprecedented heights of achievement from 1968-80. Hired by legendary head coach and athletic director Paul "Bear" Bryant, Newton had a record of 211-123 during his 12 seasons at the Capstone. He led the Crimson Tide to four National Invitation Tournament (NIT) and two National Collegiate Athletic Association (NCAA) Tournament appearances.

- Under Newton, Alabama became the first school, other than the University of Kentucky, to win three consecutive Southeastern Conference (SEC) titles, winning the crown in 1974, 1975 and 1976. Newton was selected as the SEC Coach of the Year in back-to-back seasons (1975 and 1976); becoming the only Alabama coach to accomplish the feat. Newton was instrumental in recruiting the first African-American scholarship athlete at the University of Alabama, Wendell Hudson, in 1968; integrating a program for the second time (Newton also integrated athletics at Kentucky's Transylvania University during his stint as a head coach, which immediately preceded his Alabama tenure).
- Newton is the only coach in program history to have led the Tide to five consecutive 20-win seasons, including a 23-5 mark, a final national ranking of No. 6 and the program's first Sweet 16 appearance in 1976. That still remains as the highest final ranking in program lore.
- In addition to his Naismith Memorial Hall of Fame induction, Newton is also a member of the Alabama Sports Hall of Fame (1993), Kentucky Athletics Hall of Fame (2008) and Transylvania Pioneer Hall of Fame (1992). He received many other honors throughout his career. Kentucky named its football playing field at Commonwealth Stadium in honor of Newton, while Alabama also named a recruiting suite in Coleman Coliseum for Newton in 2006.

SEASON/CAREER RECORDS

INDIVIDUAL CAREER

Points

| | | |
|------------|---------------------|-------------------|
| 49. 1,032 | Senario Hillman | 2007-10 |
| 897 | Dazon Ingram | 2015-pres. |
| 892 | Donta Hall | 2016-pres. |
| 836 | Riley Norris | 2015-pres. |

Rebounds

| | | |
|----------------|-------------------|-------------------|
| 16. 779 | Phillip Lockett | 1979-82 |
| 17. 751 | Jason Caffey | 1992-95 |
| 18. 749 | T.R. Dunn | 1974-77 |
| 19. 730 | Alonzo Gee | 2006-09 |
| 20. 729 | Donta Hall | 2016-pres. |

Blocks

| | | |
|---------------|-------------------|-------------------|
| 2. 266 | Roy Rogers | 1993-96 |
| 3. 235 | Leon Douglas | 1973-76 |
| 4. 221 | Jermareo Davidson | 2004-07 |
| 5. 214 | Donta Hall | 2016-pres. |

Blocks Per Game

| | | |
|----------------|-------------------|-------------------|
| 1. 2.61 | Roy Rogers | 1993-96 |
| 2. 2.18 | Robert Horry | 1989-92 |
| 3. 2.11 | Leon Douglas | 1973-76 |
| 4. 1.89 | Derrick McKey | 1985-87 |
| 5. 1.77 | Antonio McDyess | 1994-95 |
| 6. 1.76 | Donta Hall | 2016-pres. |
| 7. 1.75 | Jermareo Davidson | 2004-07 |

Games Played

| | | |
|------------|---------------------|-------------------|
| 6. 131 | Rodney Cooper | 2012-15 |
| 7. 129 | Erwin Dudley | 2000-03 |
| 8. 128 | Alonzo Gee | 2006-09 |
| 128 | Keith Askins | 1987-90 |
| 128 | Michael Ansley | 1986-89 |
| 122 | Riley Norris | 2015-pres. |
| 121 | Donta Hall | 2016-pres. |

ALABAMA HEAD COACH AVERY JOHNSON



PREVIOUS COACHING EXPERIENCE

Dallas Mavericks Head Coach (2005-08)
 Brooklyn Nets Head Coach (2010-12)

YEAR-BY-YEAR RECORD

UNIVERSITY OF ALABAMA (70-53, .569)

| Year | Overall | Conf. | Notes |
|---------|---------|-------|------------------|
| 2015-16 | 18-15 | 8-10 | NIT 1st Round |
| 2016-17 | 19-15 | 10-8 | NIT 1st Round |
| 2017-18 | 20-16 | 8-10 | NCAA Round of 32 |
| 2018-19 | 13-7 | 4-3 | |

BROOKLYN NETS (60-116, .341)

| Year | Overall | Conf. | Notes |
|---------|---------|--------------|-------|
| 2010-11 | 24-58 | 4th/Atlantic | |
| 2011-12 | 22-44 | 5th/Atlantic | |
| 2012-13 | 14-14 | - | |

DALLAS MAVERICKS (194-70, .735)

| Year | Overall | Conf. | Notes |
|---------|---------|---------------|--|
| 2004-05 | 16-2 | 2nd/Southwest | Playoffs (2nd rd.) NBA Coach of the Month (April) |
| 2005-06 | 60-22 | 2nd/Southwest | NBA Finals NBA Coach of the Year All-Star Coach (Western) 2x NBA Coach of the Month |
| 2006-07 | 67-15 | 1st/Southwest | Playoffs (1st rd.) |
| 2007-08 | 51-31 | 4th/Southwest | Playoffs (1st rd.) |

COLLEGE: 70-53 (.569) [SEC: 30-31, .492]
 NBA: 254-186 (.577)
 TOTAL: 324-239 (.575)

MILESTONES

Louisiana Sports HOF (2015)
 San Antonio Spurs HOF (2009)
 NBA Coach of the Year (2006)
 NBA Western Conference All-Star Coach (2006)
 NBA Champion (1999 San Antonio Spurs)
 2x SWAC Player of the Year (1987 & 1988)

BY THE NUMBERS

4,474 – Ranks second in San Antonio Spurs and 38th in NBA History in all-time assists
 16 – Total Number of NBA Seasons
 12.0 – Career assist average at Southern University (1987-88) – an NCAA record that still stands
 6 – San Antonio Spurs retired Johnson's No. 6 jersey on Dec. 22, 2007
 2 – One of only two players (Calvin Murphy) under 6-feet in height to play over 1,000 games in the NBA

Avery Johnson was introduced as Alabama's 20th head men's basketball coach on April 7, 2015. Johnson, who led the San Antonio Spurs to the 1999 NBA title as a player and was named the 2006 NBA Coach of the Year, came to the Capstone after a successful career in the NBA.

In three seasons at the Capstone, Johnson has guided the Crimson Tide to three consecutive postseason appearances – the first Alabama coach to achieve that feat in each of his first three seasons in nearly a quarter of a century (David Hobbs from 1993-95).

During the 2017-18 campaign, Johnson continued to lead the program back to national prominence as the Crimson Tide reached the NCAA Tournament for the first time since 2012. Alabama didn't just get to the tournament, but reached the second round with an 86-83 victory over Virginia Tech which was the program's first NCAA Tournament win since 2006. Moreover, Alabama finished the season with 20 victories (20-16), which was the first time since 2013 that UA reached the 20-win plateau.

On the court, the Crimson Tide played one of the toughest slates in program history, finishing the season with the fourth-ranked strength of schedule according to ESPN.com. Alabama played nine teams ranked in the Associated Press Top 25, finishing with an impressive 6-3 record. That number not only set a school record for most wins over AP Top-25 teams in a single-season, but it also tied for the most in the nation during regular season play. In his three seasons, Johnson has guided the Tide to an 11-10 record against teams ranked in the top 25, which is a huge improvement considering the Tide had lost 21 consecutive games against ranked opponents prior to his arrival.

Additionally, Alabama reached the SEC Tournament semifinals for a second consecutive season in 2018, which marked the first time since 1994 and 1995 that a Crimson Tide team achieved that feat. Johnson boasts a record of 5-3 in SEC Tournament action, including three straight seasons reaching at least the quarterfinals.

Off the court, fans responded to the excitement surrounding the men's basketball program. For the second time in Johnson's three seasons at the helm of the program, a new record was set for overall (227,640) and per game average (13,391) home attendance. The overall attendance mark bettered the record of 203,109 from the 2016-17 season, while the per game average eclipsed the 13,110 set in Johnson's first season (2015-16).

Much of the reason for the excitement surrounding the 2017-18 team came prior to the year during the recruiting period as Johnson and his staff brought in the nation's seventh-ranked recruiting class according to Rivals.com in 2017 – the highest recruiting class ranking in program history. For reasons like that and much more, Alabama basketball fans could see evidence that the men's basketball program was headed in the right direction.

During his second season at Alabama in 2016-17, Johnson guided the Crimson Tide to a 19-15 overall record, including a 10-8 mark in Southeastern Conference play, as the program reached the National Invitation Tournament for the second consecutive year.

Alabama tied for fifth overall in the final 2017 SEC standings. The five-spot improvement from the previous year tied for second-best in the SEC in 2016-17 and trailed only Florida, who improved six spots from the year prior (T-8th in 2016 and second in 2017).

During the 2015-16 season, his inaugural as a collegiate head coach, Johnson gave the fans a glimpse of the excitement that was in store. The Crimson Tide finished with an 18-15 record and earned an at-large selection to the 2016 National Invitation Tournament.

Johnson owned an NBA career coaching record of 254-186 (.577) after spending four seasons with the Dallas Mavericks (2004-08) and two-plus seasons with the Brooklyn Nets (2010-13).

During his time in Dallas, Johnson led the Mavericks to the postseason in each of his three-plus seasons as head coach. He led the Mavericks to a record of 194-70 (.735) and set the record for reaching the 50-win plateau (62 games) and the 150-win milestone (191 games) the fastest.

In his first full season as head coach, Johnson led the 2005-06 Mavericks to a 60-22 record and the team's first ever Western Conference Championship. He was named Western Conference Coach of the Month in November of 2005, becoming the first coach in league history to win the award in his first two full months of coaching. Johnson picked up the award for a third time in January, 2006.

The following season, he guided the team to an NBA-best 67 wins in 2006-07. In his final season in Dallas in 2007-08, Johnson led his club to 50-plus wins for the third straight year, finishing with a record of 51-31. Making the playoffs in four consecutive seasons, Johnson holds a career postseason record of 23-24 (.489).

In 16 NBA seasons, he averaged 8.4 points, 5.5 assists, 1.7 rebounds and 25.3 minutes played in 1,054 career games with seven different teams. Known as "The Little General" for his on-court leadership and diminutive stature, Johnson helped guide the San Antonio Spurs to an NBA Championship in 1999.

The New Orleans native played his final two collegiate seasons at Southern University, leading the NCAA in assists in each of his two years with the Jaguars, and was named the Southwestern Athletic Conference Player of the Year and the MVP of the conference tournament as both a junior and senior.

He still owns several NCAA Division I records, including most assists in a single game (22 – shared with three other players), most 20 or more assist games (4), the highest single season assist average (13.3) and the highest career assist average (12.0). As a senior in 1988, he averaged 11.4 points per game, making him the first men's Division I player ever to average double figures in points and assists in the same season.

Despite his numerous amateur accolades, Johnson was not selected in the 1988 NBA Draft. He started his professional career playing with the Palm Beach Stingrays of the United States Basketball League before signing as a free agent with the Seattle SuperSonics on Aug. 2, 1988.

Johnson changed teams six times during his first six seasons in the NBA. It wasn't until his fourth different stint with San Antonio in 1994-95 that he was able to finally settle down. Johnson stayed with the Spurs through the end of the 2000-01 season before signing as a free-agent with Denver on Aug. 19, 2001.

Johnson received a degree in psychology in 1988 from Southern University. He married his wife Cassandra in July of 1991 in New Orleans. They have two children, Christianne and Avery Jr.

THE LAST TIME...

TEAM

Scored 100 points or more:

Nov. 17, 2017 - UA 104, Alabama A&M 67

Scored 110 points or more:

Dec. 1, 2004 - UA 114, ETSU 77

Scored less than 50 points:

Jan. 6, 2018 - Georgia 65, UA 46

Allowed 100 points:

Dec. 4, 2004 - UA 102, Charlotte 101

Held opponent to 40 points or less:

Jan. 10, 2015 - UA 56, Tennessee 38

Held opponent to 15 pts or less in half:

Nov. 29, 2016 - 15 points allowed vs. Charleston Southern (1st half)

Scored 50 points in a half:

Jan. 8, 2019 - 51 points in second half at LSU

Won an overtime game:

Feb. 7, 2017 - UA 90, South Carolina 86

Lost an overtime game:

Feb. 21, 2015 - Georgia 66, UA 65

Played a double-overtime game:

Feb. 7, 2017 - UA 90, South Carolina 86

Played a triple-overtime game:

Feb. 7, 2017 - UA 90, South Carolina 86

Played a quadruple-overtime game:

Feb. 7, 2017 - UA 90, South Carolina 86

Shot 60% or better in a half:

March 15, 2018 - 60.9% in 2nd half vs. Virginia Tech

Failed to hit a three-pointer in a game:

Dec. 4, 2010 vs. Purdue (286 games)

Had at least 15 steals in a game:

Feb. 20, 2013 vs. Mississippi State (18)

Had at least 25 assists in a game:

Nov. 17, 2017 vs. Alabama A&M (25)

Forced 25 turnovers in a game:

Nov. 11, 2012 vs. West Alabama (25)

Played a ranked opponent (AP poll):

Jan. 29, 2019 vs. No. 22 Mississippi State (won, 83-79)

Beat a ranked opponent at neutral site:

March 9, 2018 vs. No. 16 Auburn (won, 81-63)

Beat a ranked opponent at home:

Jan. 29, 2019 vs. No. 22 Mississippi State (won, 83-79)

Beat a ranked opponent on the road:

Feb. 3, 2018 at No. 23 Florida (won, 68-50)

Beat a top-10 opponent:

Dec. 30, 2017 vs. No. 5 Texas A&M (won, 79-57)

Beat a top-10 opponent on the road:

Feb. 21, 2004 in Starkville, Miss. (beat No. 4 Mississippi State, 77-73)

Beat a top-5 opponent:

Dec. 30, 2017 vs. No. 5 Texas A&M (won, 79-57)

Beat a top-5 opponent on the road:

Feb. 21, 2004 in Starkville, Miss. (beat No. 4 Mississippi State, 77-73)

Played a No. 1 ranked opponent:

Jan. 31, 2015 vs. No. 1/1 Kentucky (lost, 70-55)

Beat a No. 1 ranked opponent on the road:

Jan. 28, 1983 at No. 1 UCLA (won, 70-67)

Beat a No. 1 ranked opponent:

March 20, 2004 vs. No. 1 Stanford (NCAA tournament (won, 70-67)

INDIVIDUAL

Had a player score 50 points:

Michael Nordholz (50) vs. Southern Miss, 12/12/76 (single-game scoring record)

Had a player score 40 points:

Collin Sexton (40) vs. Minnesota, 11/25/17

Had a player score 35 points:

Collin Sexton (40) vs. Minnesota, 11/25/17

Had a player score 30 points:

John Petty Jr. (30) at Tennessee, 1/19/19

Had a player grab 20 rebounds:

Richard Hendrix (23) vs. Troy, 11/9/07

Had a player dish out 10 or more assists:

Mikhail Torrence (11) vs. LSU, 1/27/10

Had a player block five shots:

Donta Hall (8) vs. Oklahoma, 1/27/18

Had a player block 10 shots:

Roy Rogers (10) vs. LSU, 2/17/96

Had a player with seven or more steals in a game:

Jeremy Hays (8) vs. Oregon State, 12/12/98

Had two players record a double-double in same game:

Donta Hall (13 pts, 14 rebs), Dazon Ingram (10 pts, 14 rebs) vs. Rhode Island, 12/6/17

Had three players record a double-double in same game:

Jermareo Davidson (12 pts, 12 rebs), Alonzo Gee (22 pts, 10 rebs), Richard Hendrix (18 pts, 12 rebs) vs. Louisiana Monroe, 11/28/06

Had a player record a double-double in three consecutive games:

Donta Hall (14 pts, 16 rebs vs. Texas A&M, 12 pts, 11 rebs at Missouri, 16 pts, 12 rebs vs. Tennessee) (Jan. 12, Jan. 16, Jan. 19, 2019)

Had a player record a double-double in four consecutive games:

Donta Hall (14 pts, 16 rebs vs. Texas A&M, 12 pts, 11 rebs at Missouri, 16 pts, 12 rebs vs. Tennessee, 10 pts, 11 rebs vs. Ole Miss) (Jan. 12, Jan. 16, Jan. 19, Jan. 22, 2019)

Had two players score 20 points in a game:


Collin Sexton (25) and John Petty (20) vs. Virginia Tech, 3/15/18

Had five or more players score in double figures:

Tevin Mack (22), Kira Lewis Jr. (12), Donta Hall (11), Dazon Ingram (11) and Herbert Jones (10) vs. Kentucky, 1/5/19

Had a player record a triple-double:

Roy Rogers (27 pts, 10 rebs, 10 blocks) vs. LSU, 2/17/96



4 Daniel Giddens

JUNIOR

Forward/Center • 6-11 • 247 • Mableton, Ga.
Oak Hill Academy/ Ohio State

CAREER HIGHS

| | | |
|--------------|----|--|
| Points | 13 | Mississippi State (1/20/18) |
| Rebounds | 9 | 4x, last vs. Oklahoma (1/27/18) |
| Assists | 1 | 3x, last vs. Northeastern (11/15/18) |
| Steals | 4 | at Connecticut (12/12/15) |
| Blocks | 6 | UT Arlington (11/20/15) |
| Minutes | 28 | Penn State (1/25/16) |
| Field Goals | 5 | 4x, last vs. Mississippi State (1/20/18) |
| FG Att. | 9 | Rhode Island (12/6/17) |
| 3-Point FG | | |
| 3-Point Att. | 1 | Michigan State (3/11/16) |
| Free Throws | 3 | 6x, last vs. Florida (2/27/18) |
| FT Att. | 7 | Lipscomb (11/14/17) |

2018-19 SEASON HIGHS

| | | |
|--------------|----|--------------------------------------|
| Points | 6 | vs. LSU (1/8/19) |
| Rebounds | 6 | vs. Southern (11/6/18) |
| Assists | 1 | 2x, last vs. Northeastern (11/15/18) |
| Steals | | |
| Blocks | | |
| Minutes | 10 | vs. LSU (1/8/19) |
| Field Goals | 3 | vs. LSU (1/8/19) |
| FG Att. | 4 | 2x, last vs. LSU (1/8/19) |
| 3-Point FG | | |
| 3-Point Att. | | |
| Free Throws | 2 | vs. Southern (11/6/18) |
| FT Att. | 4 | vs. Southern (11/6/18) |

MISCELLANEOUS STATS

| CATEGORY | 2018-19 | CAREER |
|--------------------------|---------|--------|
| Double-digit scoring | | 7 |
| 20+ point games | | |
| Double-digit rebounding | | |
| Double-doubles | | |
| Led UA in scoring | | |
| Led UA in rebounding | | 2 |
| Led UA in three-pointers | | |
| Led UA in assists | | |
| Led UA in steals | | 4 |
| Led UA in blocks | | 9 |
| 5+ assist games | | |
| 3+ three-pointers | | |
| 3+ steal games | | 4 |
| 3+ block games | | 13 |

CAREER ACCOLADES

- Saw action in 34 games, making 18 starts last season
- Ranked second on the team in blocked shots per game (1.0)

2018-19 SEASON HIGHLIGHTS

- Provided a spark of energy off the bench adding six points in a season-high 10 minutes at LSU (1/8)
- Saw seven minutes of action off the bench vs. Northeastern (11/15)
- Put up four points and five rebounds off the bench against Appalachian State (11/11)
- Registered one point, rebound, and block against UCF (11/29)



GIDDENS' 2018-19 GAME-BY-GAME STATS

| Opponent | Date | GS | Min | FG | FGA | Pct | 3FG | FGA | Pct | FT | FTA | Pct | Off | Def | Tot | Avg | PF | A | TO | Blk | Stl | Pts | Avg |
|-----------------------|---------|----|-----|----|------|-----|-----|------|-----|----|------|-----|-----|-----|-----|-----|----|---|----|-----|-----|-----|-----|
| SOUTHERN | 11/6 | 7 | 0 | 0 | .000 | 0 | 0 | .000 | 2 | 4 | .500 | 3 | 3 | 6 | 6.0 | 4 | 0 | 3 | 0 | 0 | 2 | 2.0 | |
| APPALACHIAN STATE | 11/11 | 8 | 2 | 4 | .500 | 0 | 0 | .000 | 0 | 1 | .000 | 4 | 1 | 5 | 5.5 | 2 | 0 | 1 | 0 | 0 | 4 | 3.0 | |
| vs. Northeastern | 11/15 | 7 | 0 | 0 | .000 | 0 | 0 | .000 | 0 | 0 | .000 | 0 | 0 | 0 | 3.7 | 0 | 1 | 2 | 0 | 0 | 0 | 2.0 | |
| vs. Ball State | 11/16 | | | | | | | | | | | | | | | | | | | | | | |
| vs. Wichita State | 11/18 | | | | | | | | | | | | | | | | | | | | | | |
| MURRAY STATE | 11/26 | | | | | | | | | | | | | | | | | | | | | | |
| at UCF | 11/29 | 4 | 0 | 3 | .000 | 0 | 0 | .000 | 1 | 2 | .500 | 1 | 0 | 1 | 3.0 | 1 | 1 | 0 | 0 | 0 | 1 | 1.8 | |
| GEORGIA STATE | 12/4 | | | | | | | | | | | | | | | | | | | | | | |
| ARIZONA | 12/9 | | | | | | | | | | | | | | | | | | | | | | |
| vs. Liberty | 12/18 | | | | | | | | | | | | | | | | | | | | | | |
| PENN STATE | 12/21 | | | | | | | | | | | | | | | | | | | | | | |
| at Stephen F. Austin | 12/30 | | | | | | | | | | | | | | | | | | | | | | |
| KENTUCKY* | 1/5 | 10 | 3 | 4 | .750 | 0 | 0 | .000 | 0 | 0 | .000 | 0 | 0 | 0 | 2.4 | 3 | 0 | 0 | 0 | 0 | 6 | 2.6 | |
| at LSU* | 1/8 | 6 | 0 | 0 | .000 | 0 | 0 | .000 | 0 | 2 | .000 | 1 | 0 | 1 | 2.2 | 1 | 0 | 0 | 0 | 0 | 0 | 2.2 | |
| TEXAS A&M* | 1/12 | 6 | 0 | 0 | .000 | 0 | 0 | .000 | 0 | 2 | .000 | 1 | 0 | 1 | 2.2 | 1 | 0 | 0 | 0 | 0 | 0 | 2.2 | |
| at Missouri* | 1/16 | | | | | | | | | | | | | | | | | | | | | | |
| at Tennessee* | 1/19 | | | | | | | | | | | | | | | | | | | | | | |
| OLE MISS* | 1/22 | | | | | | | | | | | | | | | | | | | | | | |
| at Baylor | 1/26 | | | | | | | | | | | | | | | | | | | | | | |
| MISSISSIPPI STATE* | 1/29 | | | | | | | | | | | | | | | | | | | | | | |
| at Auburn* | 2/2 | | | | | | | | | | | | | | | | | | | | | | |
| GEORGIA* | 2/6 | | | | | | | | | | | | | | | | | | | | | | |
| at Vanderbilt* | 2/9 | | | | | | | | | | | | | | | | | | | | | | |
| at Mississippi State* | 2/12 | | | | | | | | | | | | | | | | | | | | | | |
| FLORIDA* | 2/16 | | | | | | | | | | | | | | | | | | | | | | |
| at Texas A&M* | 2/19 | | | | | | | | | | | | | | | | | | | | | | |
| VANDERBILT* | 2/23 | | | | | | | | | | | | | | | | | | | | | | |
| at South Carolina* | 2/26 | | | | | | | | | | | | | | | | | | | | | | |
| LSU* | 3/2 | | | | | | | | | | | | | | | | | | | | | | |
| AUBURN* | 3/5 | | | | | | | | | | | | | | | | | | | | | | |
| at Arkansas* | 3/9 | | | | | | | | | | | | | | | | | | | | | | |
| at SEC Tournament | 3/13-17 | | | | | | | | | | | | | | | | | | | | | | |

* indicates Southeastern Conference opponent

GIDDENS' CAREER STATS

| YEAR | GP | GS | MIN | AVG | FG | FGA | PCT | 3FG | 3FGA | PCT | FT | FTA | PCT | OFF | DEF | TOT | AVG | PF | FO | AST | TO | BLK | STL | PTS | AVG |
|--------------|-----------|-----------|-------------|-------------|------------|------------|-------------|----------|----------|-------------|-----------|------------|-------------|-----------|------------|------------|------------|------------|----------|-----------|-----------|-----------|-----------|------------|------------|
| 2015-16* | 33 | 7 | 599 | 18.2 | 51 | 110 | .464 | 0 | 1 | .000 | 25 | 57 | .439 | 49 | 70 | 119 | 3.6 | 108 | 3 | 9 | 33 | 50 | 17 | 127 | 3.8 |
| 2017-18 | 34 | 18 | 451 | 13.3 | 58 | 99 | .586 | 0 | 0 | .000 | 28 | 48 | .583 | 28 | 58 | 86 | 2.5 | 95 | 2 | 8 | 34 | 35 | 14 | 144 | 4.2 |
| 2018-19 | 6 | 0 | 42 | 7.0 | 5 | 11 | .455 | 0 | 0 | .000 | 3 | 9 | .333 | 9 | 4 | 13 | 2.2 | 11 | 0 | 2 | 6 | 0 | 0 | 13 | 2.2 |
| TOTAL | 73 | 25 | 1092 | 15.0 | 114 | 220 | .518 | 0 | 1 | .000 | 56 | 114 | .491 | 86 | 132 | 218 | 3.0 | 214 | 5 | 19 | 73 | 85 | 31 | 284 | 3.9 |

GIDDENS' CAREER SEC STATS

| YEAR | GP | GS | MIN | AVG | FG | FGA | PCT | 3FG | 3FGA | PCT | FT | FTA | PCT | OFF | DEF | TOT | AVG | PF | FO | AST | TO | BLK | STL | PTS | AVG |
|--------------|-----------|-----------|------------|-------------|-----------|-----------|-------------|----------|----------|-------------|-----------|-----------|-------------|-----------|-----------|-----------|------------|-----------|----------|----------|-----------|-----------|----------|-----------|------------|
| 2017-18 | 17 | 11 | 237 | 13.9 | 26 | 44 | .591 | 0 | 0 | .000 | 19 | 28 | .679 | 13 | 21 | 34 | 2.0 | 51 | 1 | 4 | 19 | 13 | 9 | 71 | 4.2 |
| 2018-19 | 2 | 0 | 16 | 8.0 | 3 | 4 | .750 | 0 | 0 | .000 | 0 | 2 | .000 | 1 | 0 | 1 | 0.5 | 4 | 0 | 0 | 0 | 0 | 0 | 6 | 3.0 |
| TOTAL | 19 | 11 | 253 | 13.3 | 29 | 48 | .604 | 0 | 0 | .000 | 19 | 30 | .633 | 14 | 21 | 35 | 1.8 | 55 | 1 | 4 | 19 | 13 | 9 | 77 | 4.1 |



CAREER ACCOLADES

- Sideline after suffering a knee injury during practice which caused him to miss the first nine games of the season

2018-19 SEASON HIGHLIGHTS

- Has not seen any game action during the season



13 Javian Davis-Fleming

FRESHMAN

Forward • 6-9 • 268 • Canton, Miss.
Canton HS

CAREER HIGHS

| | |
|--------------|--|
| Points | |
| Rebounds | |
| Assists | |
| Steals | |
| Blocks | |
| Minutes | |
| Field Goals | |
| FG Att. | |
| 3-Point FG | |
| 3-Point Att. | |
| Free Throws | |
| FT Att. | |

2018-19 SEASON HIGHS

| | |
|--------------|--|
| Points | |
| Rebounds | |
| Assists | |
| Steals | |
| Blocks | |
| Minutes | |
| Field Goals | |
| FG Att. | |
| 3-Point FG | |
| 3-Point Att. | |
| Free Throws | |
| FT Att. | |

MISCELLANEOUS STATS

| CATEGORY | 2018-19 | CAREER |
|--------------------------|---------|--------|
| Double-digit scoring | | |
| 20+ point games | | |
| Double-digit rebounding | | |
| Double-doubles | | |
| Led UA in scoring | | |
| Led UA in rebounding | | |
| Led UA in three-pointers | | |
| Led UA in assists | | |
| Led UA in steals | | |
| Led UA in blocks | | |
| 5+ assist games | | |
| 3+ three-pointers | | |
| 3+ steal games | | |
| 3+ block games | | |

DAVIS-FLEMING'S 2018-19 GAME-BY-GAME STATS

| Opponent | Date | GS | Min | FG | FGA | Pct | 3FG | FGA | Pct | FT | FTA | Pct | Off | Def | Tot | Avg | PF | A | TO | Blk | Stl | Pts | Avg | |
|-----------------------|---------|----|-----|----|-----|-----|-----|-----|-----|----|-----|-----|-----|-----|-----|-----|----|---|----|-----|-----|-----|-----|---------------|
| SOUTHERN | 11/6 | | | | | | | | | | | | | | | | | | | | | | | DNP - INJURED |
| APPALACHIAN STATE | 11/11 | | | | | | | | | | | | | | | | | | | | | | | DNP - INJURED |
| vs. Northeastern | 11/15 | | | | | | | | | | | | | | | | | | | | | | | DNP - INJURED |
| vs. Ball State | 11/16 | | | | | | | | | | | | | | | | | | | | | | | DNP - INJURED |
| vs. Wichita State | 11/18 | | | | | | | | | | | | | | | | | | | | | | | DNP - INJURED |
| MURRAY STATE | 11/26 | | | | | | | | | | | | | | | | | | | | | | | DNP - INJURED |
| at UCF | 11/29 | | | | | | | | | | | | | | | | | | | | | | | DNP - INJURED |
| GEORGIA STATE | 12/4 | | | | | | | | | | | | | | | | | | | | | | | DNP |
| ARIZONA | 12/9 | | | | | | | | | | | | | | | | | | | | | | | DNP |
| vs. Liberty | 12/18 | | | | | | | | | | | | | | | | | | | | | | | DNP |
| PENN STATE | 12/21 | | | | | | | | | | | | | | | | | | | | | | | DNP |
| at Stephen F. Austin | 12/30 | | | | | | | | | | | | | | | | | | | | | | | DNP |
| KENTUCKY* | 1/5 | | | | | | | | | | | | | | | | | | | | | | | DNP |
| at LSU* | 1/8 | | | | | | | | | | | | | | | | | | | | | | | DNP |
| TEXAS A&M* | 1/12 | | | | | | | | | | | | | | | | | | | | | | | DNP |
| at Missouri* | 1/16 | | | | | | | | | | | | | | | | | | | | | | | DNP |
| at Tennessee* | 1/19 | | | | | | | | | | | | | | | | | | | | | | | DNP |
| OLE MISS* | 1/22 | | | | | | | | | | | | | | | | | | | | | | | DNP |
| at Baylor | 1/26 | | | | | | | | | | | | | | | | | | | | | | | DNP |
| MISSISSIPPI STATE* | 1/29 | | | | | | | | | | | | | | | | | | | | | | | DNP |
| at Auburn* | 2/2 | | | | | | | | | | | | | | | | | | | | | | | |
| GEORGIA* | 2/6 | | | | | | | | | | | | | | | | | | | | | | | |
| at Vanderbilt* | 2/9 | | | | | | | | | | | | | | | | | | | | | | | |
| at Mississippi State* | 2/12 | | | | | | | | | | | | | | | | | | | | | | | |
| FLORIDA* | 2/16 | | | | | | | | | | | | | | | | | | | | | | | |
| at Texas A&M* | 2/19 | | | | | | | | | | | | | | | | | | | | | | | |
| VANDERBILT* | 2/23 | | | | | | | | | | | | | | | | | | | | | | | |
| at South Carolina* | 2/26 | | | | | | | | | | | | | | | | | | | | | | | |
| LSU* | 3/2 | | | | | | | | | | | | | | | | | | | | | | | |
| AUBURN* | 3/5 | | | | | | | | | | | | | | | | | | | | | | | |
| at Arkansas* | 3/9 | | | | | | | | | | | | | | | | | | | | | | | |
| at SEC Tournament | 3/13-17 | | | | | | | | | | | | | | | | | | | | | | | |

* indicates Southeastern Conference opponent

DAVIS-FLEMING'S CAREER STATS

| YEAR | GP | GS | MIN | AVG | FG | FGA | PCT | 3FG | 3FGA | PCT | FT | FTA | PCT | OFF | DEF | TOT | AVG | PF | FO | AST | TO | BLK | STL | PTS | AVG | |
|--------------|----|----|-----|-----|----|-----|-----|-----|------|-----|----|-----|-----|-----|-----|-----|-----|----|----|-----|----|-----|-----|-----|-----|--|
| 2018-19 | | | | | | | | | | | | | | | | | | | | | | | | | | |
| TOTAL | | | | | | | | | | | | | | | | | | | | | | | | | | |

DAVIS-FLEMING'S CAREER SEC STATS

| YEAR | GP | GS | MIN | AVG | FG | FGA | PCT | 3FG | 3FGA | PCT | FT | FTA | PCT | OFF | DEF | TOT | AVG | PF | FO | AST | TO | BLK | STL | PTS | AVG | |
|--------------|----|----|-----|-----|----|-----|-----|-----|------|-----|----|-----|-----|-----|-----|-----|-----|----|----|-----|----|-----|-----|-----|-----|--|
| 2018-19 | | | | | | | | | | | | | | | | | | | | | | | | | | |
| TOTAL | | | | | | | | | | | | | | | | | | | | | | | | | | |



15 Tyler Barnes

SOPHOMORE

Forward • 6-8 • 205 • Louisville, Ky.
St. Xavier HS

CAREER HIGHS

| | | |
|--------------|---|---------------------------------|
| Points | | |
| Rebounds | | |
| Assists | | |
| Steals | 1 | vs. Villanova (3/17/18) |
| Blocks | 1 | vs. Ole Miss (1/22/19) |
| Minutes | 3 | vs. Villanova (3/17/18) |
| Field Goals | | |
| FG Att. | 1 | 3x, last vs. Ole Miss (1/22/19) |
| 3-Point FG | | |
| 3-Point Att. | 1 | vs. Texas A&M (12/30/17) |
| Free Throws | | |
| FT Att. | | |

2018-19 SEASON HIGHS

| | | |
|--------------|---|---------------------------------|
| Points | | |
| Rebounds | | |
| Assists | | |
| Steals | | |
| Blocks | 1 | vs. Ole Miss (1/22/19) |
| Minutes | 1 | 2x, last vs. Ole Miss (1/22/19) |
| Field Goals | | |
| FG Att. | 1 | 3x, last vs. Ole Miss (1/22/19) |
| 3-Point FG | | |
| 3-Point Att. | | |
| Free Throws | | |
| FT Att. | | |

MISCELLANEOUS STATS

| CATEGORY | 2018-19 | CAREER |
|--------------------------|---------|--------|
| Double-digit scoring | | |
| 20+ point games | | |
| Double-digit rebounding | | |
| Double-doubles | | |
| Led UA in scoring | | |
| Led UA in rebounding | | |
| Led UA in three-pointers | | |
| Led UA in assists | | |
| Led UA in steals | | |
| Led UA in blocks | | |
| 5+ assist games | | |
| 3+ three-pointers | | |
| 3+ steal games | | |
| 3+ block games | | |

CAREER ACCOLADES

- 2018 SEC First Year Academic Honor Roll
- Has played in seven career contests

2018-19 SEASON HIGHLIGHTS

- Recorded first career block in his first SEC action of the season against then-No. 20 Ole Miss
- Registered one minute of action vs. Ball State (11/16)
- Checked into the game and saw action vs. Southern (11/6)



BARNES' 2018-19 GAME-BY-GAME STATS

| Opponent | Date | GS | Min | FG | FGA | Pct | 3FG | 3FGA | Pct | FT | FTA | Pct | Off | Def | Tot | Avg | PF | A | TO | Blk | Stl | Pts | Avg |
|-----------------------|---------|----|-----|-----|-----|------|-----|------|------|-----|-----|------|-----|-----|-----|-----|----|---|----|-----|-----|-----|-----|
| SOUTHERN | 11/6 | | 1 | 0-1 | 0-0 | .000 | 0-0 | 0-0 | .000 | 0-0 | 0-0 | .000 | 0 | 0 | 0 | 0.0 | 0 | 0 | 0 | 0 | 0 | 0 | 0.0 |
| APPALACHIAN STATE | 11/11 | | | | | | | | | | | | | | | | | | | | | | |
| vs. Northeastern | 11/15 | | | | | | | | | | | | | | | | | | | | | | |
| vs. Ball State | 11/16 | | 1 | 0 | 0 | .000 | 0 | 0 | .000 | 0 | 0 | .000 | 0 | 0 | 0 | 0.0 | 0 | 0 | 0 | 0 | 0 | 0 | 0.0 |
| vs. Wichita State | 11/18 | | | | | | | | | | | | | | | | | | | | | | |
| MURRAY STATE | 11/26 | | | | | | | | | | | | | | | | | | | | | | |
| at UCF | 11/29 | | | | | | | | | | | | | | | | | | | | | | |
| GEORGIA STATE | 12/4 | | | | | | | | | | | | | | | | | | | | | | |
| ARIZONA | 12/9 | | | | | | | | | | | | | | | | | | | | | | |
| vs. Liberty | 12/18 | | | | | | | | | | | | | | | | | | | | | | |
| PENN STATE | 12/21 | | | | | | | | | | | | | | | | | | | | | | |
| at Stephen F. Austin | 12/30 | | | | | | | | | | | | | | | | | | | | | | |
| KENTUCKY* | 1/5 | | | | | | | | | | | | | | | | | | | | | | |
| at LSU* | 1/8 | | | | | | | | | | | | | | | | | | | | | | |
| TEXAS A&M* | 1/12 | | | | | | | | | | | | | | | | | | | | | | |
| at Missouri* | 1/16 | | | | | | | | | | | | | | | | | | | | | | |
| at Tennessee* | 1/19 | | | | | | | | | | | | | | | | | | | | | | |
| OLE MISS* | 1/22 | | 1 | 0 | 1 | .000 | 0 | 0 | .000 | 0 | 0 | .000 | 0 | 0 | 0 | 0.0 | 0 | 0 | 0 | 1 | 0 | 0 | 0.0 |
| at Baylor | 1/26 | | | | | | | | | | | | | | | | | | | | | | |
| MISSISSIPPI STATE* | 1/29 | | | | | | | | | | | | | | | | | | | | | | |
| at Auburn* | 2/2 | | | | | | | | | | | | | | | | | | | | | | |
| GEORGIA* | 2/6 | | | | | | | | | | | | | | | | | | | | | | |
| at Vanderbilt* | 2/9 | | | | | | | | | | | | | | | | | | | | | | |
| at Mississippi State* | 2/12 | | | | | | | | | | | | | | | | | | | | | | |
| FLORIDA* | 2/16 | | | | | | | | | | | | | | | | | | | | | | |
| at Texas A&M* | 2/19 | | | | | | | | | | | | | | | | | | | | | | |
| VANDERBILT* | 2/23 | | | | | | | | | | | | | | | | | | | | | | |
| at South Carolina* | 2/26 | | | | | | | | | | | | | | | | | | | | | | |
| LSU* | 3/2 | | | | | | | | | | | | | | | | | | | | | | |
| AUBURN* | 3/5 | | | | | | | | | | | | | | | | | | | | | | |
| at Arkansas* | 3/9 | | | | | | | | | | | | | | | | | | | | | | |
| at SEC Tournament | 3/13-17 | | | | | | | | | | | | | | | | | | | | | | |

* indicates Southeastern Conference opponent

BARNES' CAREER STATS

| YEAR | GP | GS | MIN | AVG | FG | FGA | PCT | 3FG | 3FGA | PCT | FT | FTA | PCT | OFF | DEF | TOT | AVG | PF | FO | AST | TO | BLK | STL | PTS | AVG |
|--------------|----------|----------|-----------|------------|----------|----------|-------------|----------|----------|-------------|----------|----------|-------------|----------|----------|----------|------------|----------|----------|----------|----------|----------|----------|----------|------------|
| 2017-18 | 4 | 0 | 7 | 1.8 | 0 | 1 | .000 | 0 | 1 | .000 | 0 | 2 | .000 | 0 | 0 | 0 | 0 | 0 | 0 | 0 | 0 | 0 | 1 | 0 | 0.0 |
| 2018-19 | 3 | 0 | 3 | 1.0 | 0 | 2 | .000 | 0 | 0 | .000 | 0 | 0 | .000 | 0 | 0 | 0 | 0.0 | 0 | 0 | 0 | 0 | 1 | 0 | 0 | 0.0 |
| TOTAL | 7 | 0 | 10 | 1.4 | 0 | 3 | .000 | 0 | 1 | .000 | 0 | 2 | .000 | 0 | 0 | 0 | 0.0 | 0 | 0 | 0 | 0 | 1 | 1 | 0 | 0.0 |

BARNES' CAREER SEC STATS

| YEAR | GP | GS | MIN | AVG | FG | FGA | PCT | 3FG | 3FGA | PCT | FT | FTA | PCT | OFF | DEF | TOT | AVG | PF | FO | AST | TO | BLK | STL | PTS | AVG |
|--------------|----------|----------|----------|------------|----------|----------|-------------|----------|----------|-------------|----------|----------|-------------|----------|----------|----------|------------|----------|----------|----------|----------|----------|----------|----------|------------|
| 2017-18 | 3 | 0 | 4 | 1.3 | 0 | 1 | .000 | 0 | 1 | .000 | 0 | 2 | .000 | 0 | 0 | 0 | 0 | 0 | 0 | 0 | 0 | 0 | 0 | 0 | 0.0 |
| 2018-19 | 1 | 0 | 1 | 1.0 | 0 | 1 | .000 | 0 | 0 | .000 | 0 | 0 | .000 | 0 | 0 | 0 | 0.0 | 0 | 0 | 0 | 0 | 1 | 0 | 0 | 0.0 |
| TOTAL | 4 | 0 | 5 | 1.3 | 0 | 2 | .000 | 0 | 1 | .000 | 0 | 2 | .000 | 0 | 0 | 0 | 0.0 | 0 | 0 | 0 | 0 | 1 | 0 | 0 | 0.0 |



21 Britton Johnson

FRESHMAN

Guard • 6-4 • 182 • Mountain Brook, Ala.
Mountain Brook HS

CAREER HIGHS

| | | |
|--------------|---|---------------------------------|
| Points | | |
| Rebounds | 1 | vs. Ole Miss (1/22/19) |
| Assists | | |
| Steals | | |
| Blocks | 1 | vs. Ole Miss (1/22/19) |
| Minutes | 1 | 3x, last vs. Ole Miss (1/22/19) |
| Field Goals | | |
| FG Att. | | |
| 3-Point FG | | |
| 3-Point Att. | | |
| Free Throws | | |
| FT Att. | | |

2018-19 SEASON HIGHS

| | | |
|--------------|---|---------------------------------|
| Points | | |
| Rebounds | 1 | vs. Ole Miss (1/22/19) |
| Assists | | |
| Steals | | |
| Blocks | 1 | vs. Ole Miss (1/22/19) |
| Minutes | 1 | 3x, last vs. Ole Miss (1/22/19) |
| Field Goals | | |
| FG Att. | | |
| 3-Point FG | | |
| 3-Point Att. | | |
| Free Throws | | |
| FT Att. | | |

MISCELLANEOUS STATS

| CATEGORY | 2018-19 | CAREER |
|--------------------------|---------|--------|
| Double-digit scoring | | |
| 20+ point games | | |
| Double-digit rebounding | | |
| Double-doubles | | |
| Led UA in scoring | | |
| Led UA in rebounding | | |
| Led UA in three-pointers | | |
| Led UA in assists | | |
| Led UA in steals | | |
| Led UA in blocks | | |
| 5+ assist games | | |
| 3+ three-pointers | | |
| 3+ steal games | | |
| 3+ block games | | |

CAREER ACCOLADES

2018-19 SEASON HIGHLIGHTS

- Saw first SEC action of his career with one minute against then-No. 20 Ole Miss (1/22), recording one block
- Registered one minute of action vs. Ball State (11/16)
- Made his collegiate debut and saw one minute of action vs. Southern (11/6)



JOHNSON'S 2018-19 GAME-BY-GAME STATS

| Opponent | Date | GS | Min | FG | FGA | Pct | 3FG | FGA | Pct | FT | FTA | Pct | Off | Def | Tot | Avg | PF | A | TO | Blk | Stl | Pts | Avg |
|-----------------------|---------|----|-----|----|-----|------|-----|-----|------|----|-----|------|-----|-----|-----|-----|----|---|----|-----|-----|-----|-----|
| SOUTHERN | 11/6 | | 1 | 0 | 0 | .000 | 0 | 0 | .000 | 0 | 0 | .000 | 0 | 0 | 0 | 0.0 | 0 | 0 | 0 | 0 | 0 | 0 | 0.0 |
| APPALACHIAN STATE | 11/11 | | | | | | | | | | | | DNP | | | | | | | | | | |
| vs. Northeastern | 11/15 | | | | | | | | | | | | DNP | | | | | | | | | | |
| vs. Ball State | 11/16 | | 1 | 0 | 0 | .000 | 0 | 0 | .000 | 0 | 0 | .000 | 0 | 0 | 0 | 0.0 | 0 | 0 | 0 | 0 | 0 | 0 | 0.0 |
| vs. Wichita State | 11/18 | | | | | | | | | | | | DNP | | | | | | | | | | |
| MURRAY STATE | 11/26 | | | | | | | | | | | | DNP | | | | | | | | | | |
| at UCF | 11/29 | | | | | | | | | | | | DNP | | | | | | | | | | |
| GEORGIA STATE | 12/4 | | | | | | | | | | | | DNP | | | | | | | | | | |
| ARIZONA | 12/9 | | | | | | | | | | | | DNP | | | | | | | | | | |
| vs. Liberty | 12/18 | | | | | | | | | | | | DNP | | | | | | | | | | |
| PENN STATE | 12/21 | | | | | | | | | | | | DNP | | | | | | | | | | |
| at Stephen F. Austin | 12/30 | | | | | | | | | | | | DNP | | | | | | | | | | |
| KENTUCKY* | 1/5 | | | | | | | | | | | | DNP | | | | | | | | | | |
| at LSU* | 1/8 | | | | | | | | | | | | DNP | | | | | | | | | | |
| TEXAS A&M* | 1/12 | | | | | | | | | | | | DNP | | | | | | | | | | |
| at Missouri* | 1/16 | | | | | | | | | | | | DNP | | | | | | | | | | |
| at Tennessee* | 1/19 | | | | | | | | | | | | DNP | | | | | | | | | | |
| OLE MISS* | 1/22 | | 1 | 0 | 0 | .000 | 0 | 0 | .000 | 0 | 0 | .000 | 0 | 1 | 1 | 0.3 | 0 | 0 | 0 | 1 | 0 | 0 | 0.0 |
| at Baylor | 1/26 | | | | | | | | | | | | DNP | | | | | | | | | | |
| MISSISSIPPI STATE* | 1/29 | | | | | | | | | | | | DNP | | | | | | | | | | |
| at Auburn* | 2/2 | | | | | | | | | | | | | | | | | | | | | | |
| GEORGIA* | 2/6 | | | | | | | | | | | | | | | | | | | | | | |
| at Vanderbilt* | 2/9 | | | | | | | | | | | | | | | | | | | | | | |
| at Mississippi State* | 2/12 | | | | | | | | | | | | | | | | | | | | | | |
| FLORIDA* | 2/16 | | | | | | | | | | | | | | | | | | | | | | |
| at Texas A&M* | 2/19 | | | | | | | | | | | | | | | | | | | | | | |
| VANDERBILT* | 2/23 | | | | | | | | | | | | | | | | | | | | | | |
| at South Carolina* | 2/26 | | | | | | | | | | | | | | | | | | | | | | |
| LSU* | 3/2 | | | | | | | | | | | | | | | | | | | | | | |
| AUBURN* | 3/5 | | | | | | | | | | | | | | | | | | | | | | |
| at Arkansas* | 3/9 | | | | | | | | | | | | | | | | | | | | | | |
| at SEC Tournament | 3/13-17 | | | | | | | | | | | | | | | | | | | | | | |

* indicates Southeastern Conference opponent

JOHNSON'S CAREER STATS

| YEAR | GP | GS | MIN | AVG | FG | FGA | PCT | 3FG | 3FGA | PCT | FT | FTA | PCT | OFF | DEF | TOT | AVG | PF | FO | AST | TO | BLK | STL | PTS | AVG |
|--------------|----------|----------|----------|------------|----------|----------|-------------|----------|----------|-------------|----------|----------|-------------|----------|----------|----------|------------|----------|----------|----------|----------|----------|----------|----------|------------|
| 2018-19 | 3 | 0 | 3 | 1.0 | 0 | 0 | .000 | 0 | 0 | .000 | 0 | 0 | .000 | 0 | 1 | 1 | 0.3 | 0 | 0 | 0 | 0 | 1 | 0 | 0 | 0.0 |
| TOTAL | 3 | 0 | 3 | 1.0 | 0 | 0 | .000 | 0 | 0 | .000 | 0 | 0 | .000 | 0 | 1 | 1 | 0.3 | 0 | 0 | 0 | 0 | 1 | 0 | 0 | 0.0 |

JOHNSON'S CAREER SEC STATS

| YEAR | GP | GS | MIN | AVG | FG | FGA | PCT | 3FG | 3FGA | PCT | FT | FTA | PCT | OFF | DEF | TOT | AVG | PF | FO | AST | TO | BLK | STL | PTS | AVG |
|--------------|----------|----------|----------|------------|----------|----------|-------------|----------|----------|-------------|----------|----------|-------------|----------|----------|----------|------------|----------|----------|----------|----------|----------|----------|----------|------------|
| 2018-19 | 1 | 0 | 1 | 1.0 | 0 | 0 | .000 | 0 | 0 | .000 | 0 | 0 | .000 | 0 | 1 | 1 | 1.0 | 0 | 0 | 0 | 0 | 1 | 0 | 0 | 0.0 |
| TOTAL | 1 | 0 | 1 | 1.0 | 0 | 0 | .000 | 0 | 0 | .000 | 0 | 0 | .000 | 0 | 1 | 1 | 1.0 | 0 | 0 | 0 | 0 | 1 | 0 | 0 | 0.0 |



24 Lawson Schaffer

SENIOR

Guard • 5-11 • 168 • Cullman, Ala.
Cullman HS

CAREER HIGHS

| | | |
|--------------|----|---|
| Points | 5 | 2x last vs. Memphis (11/10/17) |
| Rebounds | 2 | at Georgia (3/5/16) |
| Assists | 4 | Alabama A&M (11/17/17) |
| Steals | 1 | 9x, last vs. Villanova (3/17/18) |
| Blocks | | |
| Minutes | 14 | vs. Florida (2/27/18) |
| Field Goals | 2 | vs. Memphis (11/10/17) |
| FG Att. | 3 | 2x, last vs. Memphis (11/10/17) |
| 3-Point FG | 1 | 8x, last vs. Alabama A&M (11/17/17) |
| 3-Point Att. | 3 | Missouri (2/6/16) |
| Free Throws | 2 | 3x, last vs. Mississippi State (3/9/17) |
| FT Att. | 2 | 4x, last vs. Mississippi State (3/9/17) |

2018-19 SEASON HIGHS

| | | |
|--------------|---|------------------------|
| Points | | |
| Rebounds | 1 | vs. Ole Miss (1/22/19) |
| Assists | | |
| Steals | | |
| Blocks | | |
| Minutes | 4 | vs. Southern (11/6/18) |
| Field Goals | | |
| FG Att. | 1 | vs. Ole Miss (1/22/19) |
| 3-Point FG | | |
| 3-Point Att. | | |
| Free Throws | | |
| FT Att. | | |

MISCELLANEOUS STATS

| CATEGORY | 2018-19 | CAREER |
|--------------------------|---------|--------|
| Double-digit scoring | | |
| 20+ point games | | |
| Double-digit rebounding | | |
| Double-doubles | | |
| Led UA in scoring | | |
| Led UA in rebounding | | |
| Led UA in three-pointers | | |
| Led UA in assists | 2 | |
| Led UA in steals | 1 | |
| Led UA in blocks | | |
| 5+ assist games | | |
| 3+ three-pointers | | |
| 3+ steal games | | |
| 3+ block games | | |

CAREER ACCOLADES

- A preferred walk-on
- Has played 50 career games
- Played a career-high 14 minutes off the bench collecting three assists and a steal vs. Florida (2/27)
- Hit a three-pointer to go along with a career-high four assists in nine minutes off the bench against Alabama A&M (11/17)

2018-19 SEASON HIGHLIGHTS

- Grabbed one rebound in first SEC game of the season with three minutes of action against then-No. 20 Ole Miss (1/22)
- Registered one minute of action vs. Ball State (11/16)
- Played four minutes vs. Southern (11/6)



SCHAFFER'S 2018-19 GAME-BY-GAME STATS

| Opponent | Date | GS | Min | FG | FGA | Pct | 3FG | FGA | Pct | FT | FTA | Pct | Off | Def | Tot | Avg | PF | A | TO | Blk | Stl | Pts | Avg |
|-----------------------|---------|----|-----|----|-----|------|-----|-----|------|----|-----|------|-----|-----|-----|-----|----|---|----|-----|-----|-----|-----|
| SOUTHERN | 11/6 | | 4 | 0 | 0 | .000 | 0 | 0 | .000 | 0 | 0 | .000 | 0 | 0 | 0 | 0.0 | 0 | 0 | 1 | 0 | 0 | 0 | 0.0 |
| APPALACHIAN STATE | 11/11 | | | | | | | | | | | | | | | | | | | | | | |
| vs. Northeastern | 11/15 | | | | | | | | | | | | | | | | | | | | | | |
| vs. Ball State | 11/16 | | 1 | 0 | 0 | .000 | 0 | 0 | .000 | 0 | 0 | .000 | 0 | 0 | 0 | 0.0 | 0 | 0 | 0 | 0 | 0 | 0 | 0.0 |
| vs. Wichita State | 11/18 | | | | | | | | | | | | | | | | | | | | | | |
| MURRAY STATE | 11/26 | | | | | | | | | | | | | | | | | | | | | | |
| at UCF | 11/29 | | | | | | | | | | | | | | | | | | | | | | |
| GEORGIA STATE | 12/4 | | | | | | | | | | | | | | | | | | | | | | |
| ARIZONA | 12/9 | | | | | | | | | | | | | | | | | | | | | | |
| vs. Liberty | 12/18 | | | | | | | | | | | | | | | | | | | | | | |
| PENN STATE | 12/21 | | | | | | | | | | | | | | | | | | | | | | |
| at Stephen F. Austin | 12/30 | | | | | | | | | | | | | | | | | | | | | | |
| KENTUCKY* | 1/5 | | | | | | | | | | | | | | | | | | | | | | |
| at LSU* | 1/8 | | | | | | | | | | | | | | | | | | | | | | |
| TEXAS A&M* | 1/12 | | | | | | | | | | | | | | | | | | | | | | |
| at Missouri* | 1/16 | | | | | | | | | | | | | | | | | | | | | | |
| at Tennessee* | 1/19 | | | | | | | | | | | | | | | | | | | | | | |
| OLE MISS* | 1/22 | | 3 | 0 | 1 | .000 | 0 | 0 | .000 | 0 | 0 | .000 | 0 | 1 | 1 | 0.3 | 1 | 0 | 0 | 0 | 0 | 0 | 0.0 |
| at Baylor | 1/26 | | | | | | | | | | | | | | | | | | | | | | |
| MISSISSIPPI STATE* | 1/29 | | | | | | | | | | | | | | | | | | | | | | |
| at Auburn* | 2/2 | | | | | | | | | | | | | | | | | | | | | | |
| GEORGIA* | 2/6 | | | | | | | | | | | | | | | | | | | | | | |
| at Vanderbilt* | 2/9 | | | | | | | | | | | | | | | | | | | | | | |
| at Mississippi State* | 2/12 | | | | | | | | | | | | | | | | | | | | | | |
| FLORIDA* | 2/16 | | | | | | | | | | | | | | | | | | | | | | |
| at Texas A&M* | 2/19 | | | | | | | | | | | | | | | | | | | | | | |
| VANDERBILT* | 2/23 | | | | | | | | | | | | | | | | | | | | | | |
| at South Carolina* | 2/26 | | | | | | | | | | | | | | | | | | | | | | |
| LSU* | 3/2 | | | | | | | | | | | | | | | | | | | | | | |
| AUBURN* | 3/5 | | | | | | | | | | | | | | | | | | | | | | |
| at Arkansas* | 3/9 | | | | | | | | | | | | | | | | | | | | | | |
| at SEC Tournament | 3/13-17 | | | | | | | | | | | | | | | | | | | | | | |


* indicates Southeastern Conference opponent

SCHAFFER'S CAREER STATS

| YEAR | GP | GS | MIN | AVG | FG | FGA | PCT | 3FG | 3FGA | PCT | FT | FTA | PCT | OFF | DEF | TOT | AVG | PF | FO | AST | TO | BLK | STL | PTS | AVG |
|--------------|-----------|----------|------------|------------|----------|-----------|-------------|----------|-----------|-------------|----------|----------|-------------|----------|----------|----------|------------|-----------|----------|-----------|-----------|----------|----------|-----------|------------|
| 2015-16 | 16 | 0 | 32 | 2.0 | 2 | 10 | .200 | 2 | 9 | .222 | 2 | 4 | .500 | 2 | 0 | 2 | 0.1 | 3 | 0 | 2 | 1 | 0 | 1 | 8 | 0.5 |
| 2016-17 | 17 | 0 | 28 | 1.6 | 4 | 10 | .400 | 4 | 8 | .500 | 4 | 4 | 1.000 | 1 | 3 | 4 | 0.2 | 1 | 0 | 5 | 1 | 0 | 3 | 16 | 0.9 |
| 2017-18 | 14 | 0 | 56 | 4.0 | 3 | 11 | .273 | 2 | 10 | .200 | 0 | 0 | .000 | 0 | 0 | 0 | 0.0 | 7 | 0 | 13 | 8 | 0 | 5 | 8 | 0.6 |
| 2018-19 | 3 | 0 | 8 | 2.7 | 0 | 1 | .000 | 0 | 0 | .000 | 0 | 0 | .000 | 0 | 1 | 1 | 0.3 | 1 | 0 | 0 | 1 | 0 | 0 | 0 | 0.0 |
| TOTAL | 50 | 0 | 124 | 2.5 | 9 | 32 | .281 | 8 | 27 | .296 | 6 | 8 | .750 | 3 | 4 | 7 | 0.1 | 12 | 0 | 20 | 11 | 0 | 9 | 32 | 0.6 |

SCHAFFER'S CAREER SEC STATS

| YEAR | GP | GS | MIN | AVG | FG | FGA | PCT | 3FG | 3FGA | PCT | FT | FTA | PCT | OFF | DEF | TOT | AVG | PF | FO | AST | TO | BLK | STL | PTS | AVG |
|--------------|-----------|----------|-----------|------------|----------|-----------|-------------|----------|-----------|-------------|----------|----------|-------------|----------|----------|----------|------------|----------|----------|-----------|----------|----------|----------|-----------|------------|
| 2015-16 | 9 | 0 | 19 | 2.1 | 2 | 7 | .286 | 2 | 7 | .286 | 2 | 4 | .500 | 2 | 0 | 2 | 0.2 | 2 | 0 | 2 | 1 | 0 | 0 | 8 | 0.9 |
| 2016-17 | 7 | 0 | 13 | 1.9 | 1 | 4 | .250 | 1 | 3 | .333 | 2 | 2 | 1.000 | 1 | 3 | 4 | 0.6 | 1 | 0 | 4 | 1 | 0 | 0 | 5 | 0.7 |
| 2017-18 | 8 | 0 | 26 | 3.3 | 0 | 4 | .000 | 0 | 4 | .000 | 0 | 0 | .000 | 0 | 0 | 0 | 0.0 | 4 | 0 | 4 | 4 | 0 | 2 | 0 | 0.0 |
| 2018-19 | 1 | 0 | 3 | 3.0 | 0 | 1 | .000 | 0 | 0 | .000 | 0 | 0 | .000 | 0 | 1 | 1 | 1.0 | 1 | 0 | 0 | 0 | 0 | 0 | 0 | 0.0 |
| TOTAL | 25 | 0 | 61 | 2.4 | 3 | 16 | .188 | 3 | 14 | .214 | 4 | 6 | .667 | 3 | 4 | 7 | 0.3 | 8 | 0 | 10 | 6 | 0 | 2 | 13 | 0.5 |



30 Galin Smith
SOPHOMORE
 Forward • 6-9 • 245 • Clinton, Miss.
 Clinton HS

CAREER HIGHS

| | | |
|--------------|----|---------------------------------|
| Points | 10 | 3x, last vs. Southern (1/22/19) |
| Rebounds | 8 | vs. Minnesota (11/25/17) |
| Assists | 1 | 5x, last vs. Arizona (12/9/18) |
| Steals | 1 | 2x, last at Texas A&M (3/3/18) |
| Blocks | 4 | at Texas A&M (3/3/18) |
| Minutes | 29 | at LSU (1/13/18) |
| Field Goals | 4 | 5x, last vs. Ole Miss (1/22/19) |
| FG Att. | 7 | vs. Ole Miss (1/22/19) |
| 3-Point FG | | |
| 3-Point Att. | | |
| Free Throws | 4 | 2x, last vs. Southern (11/6/18) |
| FT Att. | 6 | vs. Southern (11/6/18) |

2018-19 SEASON HIGHS

| | | |
|--------------|----|---------------------------------|
| Points | 10 | 2x, last vs. Ole Miss (1/22/19) |
| Rebounds | 5 | 2x, last at Tennessee (1/19/19) |
| Assists | 1 | 2x, last vs. Arizona (12/9/18) |
| Steals | 2 | at Tennessee (1/19/19) |
| Blocks | 4 | 6x, last vs. Ole Miss (1/22/19) |
| Minutes | 23 | vs. Ball State (11/16/18) |
| Field Goals | 4 | 3x, last vs. Ole Miss (1/22/19) |
| FG Att. | 7 | vs. Ole Miss (1/22/19) |
| 3-Point FG | | |
| 3-Point Att. | | |
| Free Throws | 4 | vs. Southern (11/6/18) |
| FT Att. | 6 | vs. Southern (11/6/18) |

MISCELLANEOUS STATS

| CATEGORY | 2018-19 | CAREER |
|--------------------------|---------|--------|
| Double-digit scoring | 2 | 3 |
| 20+ point games | | |
| Double-digit rebounding | | |
| Double-doubles | | |
| Led UA in scoring | | |
| Led UA in rebounding | | 1 |
| Led UA in three-pointers | | |
| Led UA in assists | | |
| Led UA in steals | 1 | 2 |
| Led UA in blocks | 1 | 8 |
| 5+ assist games | | |
| 3+ three-pointers | | |
| 3+ steal games | | |
| 3+ block games | | 3 |

CAREER ACCOLADES

- 2018 SEC First Year Academic Honor Roll

2018-19 SEASON HIGHLIGHTS

- Tied a career high of 10 points in 15 minutes, while adding three rebounds and one block vs. then-No. 20 Ole Miss (1/22)
- Registered seven points, three rebounds, and one steal off the bench against then-No. 22 Mississippi State (1/29)
- Started and finished with six points vs. Wichita State (11/18)
- Went 4-of-6 from the field to total eight points, three rebounds, and one block and a steal against Arizona (12/9)
- Dropped eight points and collected five rebounds against Ball State (11/16)
- Put up four points, three rebounds, and one block against Murray State (11/26)
- Added two points and three rebounds against Northeastern (11/15)
- Scored four points while totaling two rebounds and one block in 22 minutes against Appalachian State (11/11)
- Collected two rebounds and three points at Stephen F. Austin (12/30)



SMITH'S 2018-19 GAME-BY-GAME STATS

| Opponent | Date | GS | Min | FG | FGA | Pct | 3FG | FGA | Pct | FT | FTA | Pct | Off | Def | Tot | Avg | PF | A | TO | Blk | Stl | Pts | Avg |
|-----------------------|---------|----|-----|----|-----|-------|-----|-----|------|----|-----|-------|-----|-----|-----|-----|----|---|----|-----|-----|-----|------|
| SOUTHERN | 11/6 | * | 20 | 3 | 5 | .600 | 0 | 0 | .000 | 4 | 6 | .667 | 3 | 1 | 4 | 4.0 | 3 | 0 | 2 | 0 | 0 | 10 | 10.0 |
| APPALACHIAN STATE | 11/11 | * | 22 | 2 | 3 | .667 | 0 | 0 | .000 | 0 | 0 | .000 | 0 | 2 | 2 | 3.0 | 2 | 0 | 1 | 1 | 0 | 4 | 7.0 |
| vs. Northeastern | 11/15 | * | 17 | 1 | 3 | .333 | 0 | 0 | .000 | 0 | 0 | .000 | 1 | 2 | 3 | 3.0 | 0 | 0 | 0 | 0 | 0 | 2 | 5.3 |
| vs. Ball State | 11/16 | * | 23 | 4 | 6 | .667 | 0 | 0 | .000 | 0 | 0 | .000 | 2 | 3 | 5 | 3.5 | 4 | 0 | 2 | 1 | 0 | 8 | 6.0 |
| vs. Wichita State | 11/18 | * | 19 | 2 | 3 | .667 | 0 | 0 | .000 | 2 | 2 | 1.000 | 1 | 0 | 1 | 3.0 | 2 | 0 | 2 | 0 | 0 | 6 | 6.0 |
| MURRAY STATE | 11/26 | * | 16 | 2 | 3 | .667 | 0 | 0 | .000 | 0 | 0 | .000 | 1 | 2 | 3 | 3.0 | 4 | 1 | 3 | 1 | 0 | 4 | 5.7 |
| at UCF | 11/29 | * | 10 | 0 | 1 | .000 | 0 | 0 | .000 | 1 | 2 | .500 | 0 | 1 | 1 | 2.7 | 3 | 0 | 1 | 1 | 0 | 1 | 5.0 |
| GEORGIA STATE | 12/4 | | 11 | 0 | 1 | .000 | 0 | 0 | .000 | 1 | 2 | .500 | 0 | 3 | 3 | 2.8 | 1 | 0 | 0 | 2 | 0 | 1 | 4.5 |
| ARIZONA | 12/9 | | 17 | 4 | 6 | .667 | 0 | 0 | .000 | 0 | 1 | .000 | 2 | 1 | 3 | 2.8 | 1 | 1 | 1 | 1 | 0 | 8 | 4.9 |
| vs. Liberty | 12/18 | | 6 | 0 | 1 | .000 | 0 | 0 | .000 | 0 | 2 | .000 | 1 | 2 | 3 | 2.8 | 2 | 0 | 1 | 0 | 0 | 0 | 4.4 |
| PENN STATE | 12/21 | | 9 | 1 | 3 | .333 | 0 | 0 | .000 | 0 | 0 | .000 | 0 | 0 | 0 | 2.5 | 2 | 0 | 0 | 0 | 0 | 2 | 4.2 |
| at Stephen F. Austin | 12/30 | | 8 | 1 | 2 | .500 | 0 | 0 | .000 | 1 | 2 | .500 | 1 | 1 | 2 | 2.5 | 0 | 0 | 0 | 0 | 0 | 3 | 4.1 |
| KENTUCKY* | 1/5 | | 7 | 0 | 1 | .000 | 0 | 0 | .000 | 0 | 0 | .000 | 0 | 2 | 2 | 2.5 | 2 | 0 | 1 | 1 | 0 | 0 | 3.8 |
| at LSU* | 1/8 | | 4 | 1 | 3 | .333 | 0 | 0 | .000 | 0 | 0 | .000 | 1 | 0 | 1 | 2.4 | 2 | 0 | 1 | 0 | 0 | 2 | 3.6 |
| TEXAS A&M* | 1/12 | | | | | | | | | | | | | | | | | | | | | | |
| at Missouri* | 1/16 | | 17 | 2 | 4 | .500 | 0 | 0 | .000 | 0 | 0 | .000 | 2 | 0 | 2 | 2.3 | 1 | 0 | 3 | 0 | 0 | 4 | 3.7 |
| at Tennessee* | 1/19 | | 7 | 0 | 1 | .000 | 0 | 0 | .000 | 0 | 0 | .000 | 1 | 4 | 5 | 2.5 | 1 | 0 | 1 | 0 | 2 | 0 | 3.4 |
| OLE MISS* | 1/22 | | 15 | 4 | 7 | .571 | 0 | 0 | .000 | 2 | 4 | .500 | 3 | 0 | 3 | 2.5 | 2 | 0 | 0 | 1 | 0 | 10 | 3.8 |
| at Baylor | 1/26 | | 10 | 1 | 1 | 1.000 | 0 | 0 | .000 | 0 | 0 | .000 | 0 | 2 | 2 | 2.5 | 1 | 0 | 1 | 0 | 0 | 2 | 3.7 |
| MISSISSIPPI STATE* | 1/29 | | 11 | 3 | 6 | .500 | 0 | 0 | .000 | 1 | 1 | 1.000 | 3 | 0 | 3 | 2.5 | 2 | 0 | 0 | 0 | 1 | 7 | 3.9 |
| at Auburn* | 2/2 | | | | | | | | | | | | | | | | | | | | | | |
| GEORGIA* | 2/6 | | | | | | | | | | | | | | | | | | | | | | |
| at Vanderbilt* | 2/9 | | | | | | | | | | | | | | | | | | | | | | |
| at Mississippi State* | 2/12 | | | | | | | | | | | | | | | | | | | | | | |
| FLORIDA* | 2/16 | | | | | | | | | | | | | | | | | | | | | | |
| at Texas A&M* | 2/19 | | | | | | | | | | | | | | | | | | | | | | |
| VANDERBILT* | 2/23 | | | | | | | | | | | | | | | | | | | | | | |
| at South Carolina* | 2/26 | | | | | | | | | | | | | | | | | | | | | | |
| LSU* | 3/2 | | | | | | | | | | | | | | | | | | | | | | |
| AUBURN* | 3/5 | | | | | | | | | | | | | | | | | | | | | | |
| at Arkansas* | 3/9 | | | | | | | | | | | | | | | | | | | | | | |
| at SEC Tournament | 3/13-17 | | | | | | | | | | | | | | | | | | | | | | |

* indicates Southeastern Conference opponent

SMITH'S CAREER STATS

| YEAR | GP | GS | MIN | AVG | FG | FGA | PCT | 3FG | 3FGA | PCT | FT | FTA | PCT | OFF | DEF | TOT | AVG | PF | FO | AST | TO | BLK | STL | PTS | AVG |
|--------------|-----------|-----------|------------|-------------|-----------|------------|-------------|----------|----------|-------------|-----------|-----------|-------------|-----------|-----------|------------|------------|-----------|----------|----------|-----------|-----------|----------|------------|------------|
| 2017-18 | 33 | 3 | 398 | 12.1 | 42 | 67 | .627 | 0 | 0 | .000 | 9 | 32 | .281 | 29 | 38 | 67 | 2.0 | 54 | 2 | 3 | 23 | 24 | 2 | 93 | 2.8 |
| 2018-19 | 19 | 7 | 249 | 13.1 | 31 | 60 | .517 | 0 | 0 | .000 | 12 | 22 | .545 | 22 | 26 | 48 | 2.5 | 35 | 0 | 2 | 20 | 9 | 3 | 74 | 3.9 |
| TOTAL | 52 | 10 | 647 | 12.4 | 73 | 127 | .575 | 0 | 0 | .000 | 21 | 54 | .389 | 51 | 64 | 115 | 2.2 | 89 | 2 | 5 | 43 | 33 | 5 | 167 | 3.2 |

SMITH'S CAREER SEC STATS

| YEAR | GP | GS | MIN | AVG | FG | FGA | PCT | 3FG | 3FGA | PCT | FT | FTA | PCT | OFF | DEF | TOT | AVG | PF | FO | AST | TO | BLK | STL | PTS | AVG |
|--------------|-----------|----------|------------|-------------|-----------|-----------|-------------|----------|----------|-------------|----------|-----------|-------------|-----------|-----------|-----------|------------|-----------|----------|----------|-----------|-----------|----------|-----------|------------|
| 2017-18 | 17 | 0 | 200 | 11.8 | 17 | 30 | .567 | 0 | 0 | .000 | 0 | 10 | .000 | 12 | 16 | 28 | 1.6 | 27 | 1 | 1 | 15 | 15 | 1 | 34 | 2.0 |
| 2018-19 | 6 | 0 | 61 | 10.2 | 10 | 22 | .455 | 0 | 0 | .000 | 3 | 5 | .600 | 10 | 6 | 16 | 2.7 | 10 | 0 | 0 | 6 | 2 | 3 | 23 | 3.8 |
| TOTAL | 23 | 0 | 261 | 11.3 | 27 | 52 | .519 | 0 | 0 | .000 | 3 | 15 | .200 | 22 | 22 | 44 | 1.9 | 37 | 1 | 1 | 21 | 17 | 4 | 57 | 2.5 |

2018-19 CUME STATS



2018-19 Alabama Men's Basketball
Alabama Combined Team Statistics (as of Jan 29, 2019)
All games



| RECORD: | OVERALL | HOME | AWAY | NEUTRAL |
|----------------|---------|------|------|---------|
| ALL GAMES | 13-7 | 8-2 | 2-4 | 3-1 |
| CONFERENCE | 4-3 | 3-1 | 1-2 | 0-0 |
| NON-CONFERENCE | 9-4 | 5-1 | 1-2 | 3-1 |

| ## | Player | gp-gs | min | avg | Total | | 3-Point | | F-Throw | | Rebounds | | | | pf | dq | a | to | blk | stl | pts | avg |
|----------------|-------------------|-------|------|------|----------|------|---------|------|---------|------|----------|-----|-----|------|-----|----|-----|-----|-----|-----|------|------|
| | | | | | fg-fga | fg% | 3fg-fga | 3fg% | ft-fa | ft% | off | def | tot | avg | | | | | | | | |
| 02 | Lewis Jr., Kira | 20-20 | 613 | 30.7 | 92-208 | .442 | 31-85 | .365 | 58-69 | .841 | 8 | 37 | 45 | 2.3 | 41 | 0 | 56 | 43 | 7 | 16 | 273 | 13.7 |
| 23 | Petty, John | 20-11 | 586 | 29.3 | 78-182 | .429 | 41-114 | .360 | 38-53 | .717 | 12 | 72 | 84 | 4.2 | 20 | 0 | 33 | 37 | 10 | 8 | 235 | 11.8 |
| 00 | Hall, Donta | 20-20 | 524 | 26.2 | 86-138 | .623 | 0-0 | .000 | 62-83 | .747 | 59 | 118 | 177 | 8.9 | 34 | 0 | 12 | 20 | 42 | 10 | 234 | 11.7 |
| 34 | Mack, Tevin | 20-13 | 387 | 19.4 | 66-156 | .423 | 23-78 | .295 | 18-32 | .563 | 21 | 52 | 73 | 3.7 | 31 | 0 | 19 | 22 | 9 | 4 | 173 | 8.7 |
| 12 | Ingram, Dazon | 19-9 | 434 | 22.8 | 41-84 | .488 | 9-21 | .429 | 51-72 | .708 | 17 | 62 | 79 | 4.2 | 58 | 3 | 50 | 38 | 2 | 10 | 142 | 7.5 |
| 01 | Norris, Riley | 12-0 | 214 | 17.8 | 25-53 | .472 | 14-35 | .400 | 17-23 | .739 | 12 | 19 | 31 | 2.6 | 22 | 2 | 8 | 6 | 2 | 5 | 81 | 6.8 |
| 10 | Jones, Herbert | 20-20 | 447 | 22.4 | 47-115 | .409 | 3-13 | .231 | 34-73 | .466 | 27 | 60 | 87 | 4.4 | 66 | 4 | 45 | 36 | 15 | 18 | 131 | 6.6 |
| 03 | Reese, Alex | 20-0 | 277 | 13.9 | 38-100 | .380 | 16-49 | .327 | 32-41 | .780 | 18 | 31 | 49 | 2.5 | 24 | 0 | 11 | 18 | 9 | 9 | 124 | 6.2 |
| 30 | Smith, Galin | 19-7 | 249 | 13.1 | 31-60 | .517 | 0-0 | .000 | 12-22 | .545 | 22 | 26 | 48 | 2.5 | 35 | 0 | 2 | 20 | 9 | 3 | 74 | 3.9 |
| 04 | Giddens, Daniel | 6-0 | 42 | 7.0 | 5-11 | .455 | 0-0 | .000 | 3-9 | .333 | 9 | 4 | 13 | 2.2 | 11 | 0 | 2 | 6 | 0 | 0 | 13 | 2.2 |
| 05 | Johnson Jr, Avery | 20-0 | 213 | 10.7 | 16-53 | .302 | 2-21 | .095 | 3-4 | .750 | 3 | 20 | 23 | 1.2 | 20 | 0 | 15 | 6 | 0 | 5 | 37 | 1.9 |
| 21 | Johnson, Britton | 3-0 | 3 | 1.0 | 0-0 | .000 | 0-0 | .000 | 0-0 | .000 | 0 | 1 | 1 | 0.3 | 0 | 0 | 0 | 0 | 1 | 0 | 0 | 0.0 |
| 24 | Schaffer, Lawson | 3-0 | 8 | 2.7 | 0-1 | .000 | 0-0 | .000 | 0-0 | .000 | 0 | 1 | 1 | 0.3 | 1 | 0 | 0 | 1 | 0 | 0 | 0 | 0.0 |
| 15 | Barnes, Tyler | 3-0 | 3 | 1.0 | 0-2 | .000 | 0-0 | .000 | 0-0 | .000 | 0 | 0 | 0 | 0.0 | 0 | 0 | 0 | 0 | 1 | 0 | 0 | 0.0 |
| Team | | | | | | | | | | | 36 | 34 | 70 | | | | 9 | | | | | |
| Total..... | | 20 | 4000 | | 525-1163 | .451 | 139-416 | .334 | 328-481 | .682 | 244 | 537 | 781 | 39.0 | 363 | 9 | 253 | 262 | 107 | 88 | 1517 | 75.8 |
| Opponents..... | | 20 | 4000 | | 526-1192 | .441 | 124-376 | .330 | 260-374 | .695 | 198 | 470 | 668 | 33.4 | 406 | - | 218 | 244 | 82 | 108 | 1436 | 71.8 |

TEAM STATISTICS

| | UA | OPP |
|------------------------|----------|----------|
| SCORING | 1517 | 1436 |
| Points per game | 75.8 | 71.8 |
| Scoring margin | +4.1 | - |
| FIELD GOALS-ATT | 525-1163 | 526-1192 |
| Field goal pct | .451 | .441 |
| 3 POINT FG-ATT | 139-416 | 124-376 |
| 3-point FG pct | .334 | .330 |
| 3-pt FG made per game | 7.0 | 6.2 |
| FREE THROWS-ATT | 328-481 | 260-374 |
| Free throw pct | .682 | .695 |
| F-Throws made per game | 16.4 | 13.0 |
| REBOUNDS | 781 | 668 |
| Rebounds per game | 39.0 | 33.4 |
| Rebounding margin | +5.7 | - |
| ASSISTS | 253 | 218 |
| Assists per game | 12.7 | 10.9 |
| TURNOVERS | 262 | 244 |
| Turnovers per game | 13.1 | 12.2 |
| Turnover margin | -0.9 | - |
| Assist/turnover ratio | 1.0 | 0.9 |
| STEALS | 88 | 108 |
| Steals per game | 4.4 | 5.4 |
| BLOCKS | 107 | 82 |
| Blocks per game | 5.4 | 4.1 |
| ATTENDANCE | 104351 | 72994 |
| Home games-Avg/Game | 10-10435 | 6-9825 |
| Neutral site-Avg/Game | - | 4-3511 |

| Date | Opponent | | Score | Att. |
|-----------|-------------------|---|-------|-------|
| 11/6/18 | SOUTHERN | W | 82-62 | 9793 |
| 11/11/18 | APPALACHIAN STATE | W | 81-73 | 9701 |
| 11/15/18 | vs Northeastern | L | 52-68 | 2648 |
| 11/16/18 | vs Ball State | W | 79-61 | 2752 |
| 11/18/18 | vs Wichita State | W | 90-86 | 2862 |
| 11/26/18 | MURRAY STATE | W | 78-72 | 9004 |
| 11/29/18 | at UCF | L | 64-70 | 4449 |
| 12/4/18 | GEORGIA STATE | L | 80-83 | 9076 |
| 12/9/18 | ARIZONA | W | 76-73 | 9581 |
| 12/18/18 | vs Liberty | W | 84-75 | 5781 |
| 12/21/18 | PENN STATE | W | 73-64 | 10142 |
| 12/30/18 | at SFA | W | 79-69 | 7203 |
| * 1/5/19 | KENTUCKY | W | 77-75 | 12424 |
| * 1/8/19 | at LSU | L | 79-88 | 9718 |
| * 1/12/19 | TEXAS A&M | L | 80-81 | 12288 |
| * 1/16/19 | at Mizzou | W | 70-60 | 8530 |
| * 1/19/19 | at Tennessee | L | 68-71 | 21957 |
| * 1/22/19 | OLE MISS | W | 74-53 | 10710 |
| * 1/26/19 | at Baylor | L | 68-73 | 7094 |
| * 1/29/19 | MISSISSIPPI STATE | W | 83-79 | 11632 |

* - Conference game

Score by Periods

| | 1st | 2nd | Totals |
|-----------|-----|-----|--------|
| Alabama | 734 | 783 | 1517 |
| Opponents | 639 | 797 | 1436 |

2018-19 SEC STATS



2018-19 Alabama Men's Basketball
Alabama Combined Team Statistics (as of Jan 29, 2019)
Conference games only



| RECORD: | OVERALL | HOME | AWAY | NEUTRAL |
|----------------|---------|------|------|---------|
| ALL GAMES | 4-3 | 3-1 | 1-2 | 0-0 |
| CONFERENCE | 4-3 | 3-1 | 1-2 | 0-0 |
| NON-CONFERENCE | 0-0 | 0-0 | 0-0 | 0-0 |

| ## | Player | gp-gs | min | avg | Total | | 3-Point | | F-Throw | | Rebounds | | | | pf | dq | a | to | blk | stl | pts | avg | | | |
|----------------|-------------------|-------|------|------|---------|------|---------|------|---------|-------|----------|-----|-----|------|-----|----|----|----|-----|-----|-----|------|--|--|---|
| | | | | | fg-fga | fg% | 3fg-fga | 3fg% | ft-fta | ft% | off | def | tot | avg | | | | | | | | | | | |
| 23 | Petty, John | 7-0 | 183 | 26.1 | 34-68 | .500 | 19-43 | .442 | 13-19 | .684 | 3 | 18 | 21 | 3.0 | 5 | 0 | 9 | 11 | 5 | 3 | 100 | 14.3 | | | |
| 00 | Hall, Donta | 7-7 | 196 | 28.0 | 34-55 | .618 | 0-0 | .000 | 22-31 | .710 | 23 | 49 | 72 | 10.3 | 15 | 0 | 3 | 6 | 12 | 5 | 90 | 12.9 | | | |
| 02 | Lewis Jr., Kira | 7-7 | 210 | 30.0 | 25-68 | .368 | 9-29 | .310 | 19-22 | .864 | 0 | 13 | 13 | 1.9 | 9 | 0 | 13 | 19 | 2 | 4 | 78 | 11.1 | | | |
| 34 | Mack, Tevin | 7-7 | 132 | 18.9 | 20-49 | .408 | 7-22 | .318 | 4-10 | .400 | 7 | 26 | 33 | 4.7 | 10 | 0 | 7 | 6 | 4 | 2 | 51 | 7.3 | | | |
| 12 | Ingram, Dazon | 7-7 | 162 | 23.1 | 13-37 | .351 | 4-14 | .286 | 17-23 | .739 | 5 | 18 | 23 | 3.3 | 20 | 0 | 20 | 12 | 0 | 4 | 47 | 6.7 | | | |
| 10 | Jones, Herbert | 7-7 | 140 | 20.0 | 17-36 | .472 | 0-2 | .000 | 9-19 | .474 | 11 | 19 | 30 | 4.3 | 24 | 1 | 20 | 10 | 5 | 4 | 43 | 6.1 | | | |
| 01 | Norris, Riley | 7-0 | 131 | 18.7 | 10-29 | .345 | 5-20 | .250 | 14-18 | .778 | 6 | 12 | 18 | 2.6 | 16 | 2 | 6 | 3 | 0 | 4 | 39 | 5.6 | | | |
| 03 | Reese, Alex | 7-0 | 92 | 13.1 | 10-31 | .323 | 5-14 | .357 | 9-12 | .750 | 7 | 13 | 20 | 2.9 | 10 | 0 | 2 | 6 | 6 | 0 | 34 | 4.9 | | | |
| 30 | Smith, Galin | 6-0 | 61 | 10.2 | 10-22 | .455 | 0-0 | .000 | 3-5 | .600 | 10 | 6 | 16 | 2.7 | 10 | 0 | 0 | 6 | 2 | 3 | 23 | 3.8 | | | |
| 04 | Giddens, Daniel | 2-0 | 16 | 8.0 | 3-4 | .750 | 0-0 | .000 | 0-2 | .000 | 1 | 0 | 1 | 0.5 | 4 | 0 | 0 | 0 | 0 | 0 | 6 | 3.0 | | | |
| 05 | Johnson Jr, Avery | 7-0 | 72 | 10.3 | 8-22 | .364 | 2-11 | .182 | 2-2 | 1.000 | 1 | 7 | 8 | 1.1 | 7 | 0 | 2 | 2 | 0 | 1 | 20 | 2.9 | | | |
| 21 | Johnson, Britton | 1-0 | 1 | 1.0 | 0-0 | .000 | 0-0 | .000 | 0-0 | .000 | 0 | 1 | 1 | 1.0 | 0 | 0 | 0 | 0 | 1 | 0 | 0 | 0.0 | | | |
| 24 | Schaffer, Lawson | 1-0 | 3 | 3.0 | 0-1 | .000 | 0-0 | .000 | 0-0 | .000 | 0 | 1 | 1 | 1.0 | 1 | 0 | 0 | 0 | 0 | 0 | 0 | 0.0 | | | |
| 15 | Barnes, Tyler | 1-0 | 1 | 1.0 | 0-1 | .000 | 0-0 | .000 | 0-0 | .000 | 0 | 0 | 0 | 0.0 | 0 | 0 | 0 | 0 | 1 | 0 | 0 | 0.0 | | | |
| Team | | | | | | | | | | | 15 | 10 | 25 | | | | | | | | | | | | 2 |
| Total..... | | 7 | 1400 | | 184-423 | .435 | 51-155 | .329 | 112-163 | .687 | 89 | 193 | 282 | 40.3 | 131 | 3 | 82 | 83 | 38 | 30 | 531 | 75.9 | | | |
| Opponents..... | | 7 | 1400 | | 188-428 | .439 | 37-123 | .301 | 94-136 | .691 | 76 | 169 | 245 | 35.0 | 135 | - | 79 | 79 | 32 | 33 | 507 | 72.4 | | | |

| TEAM STATISTICS | UA | OPP | Date | Opponent | Score | Att. |
|------------------------|---------|---------|---------------------|-------------------|---------|-------|
| SCORING | 531 | 507 | * 1/5/19 | KENTUCKY | W 77-75 | 12424 |
| Points per game | 75.9 | 72.4 | * 1/8/19 | at LSU | L 79-88 | 9718 |
| Scoring margin | +3.4 | - | * 1/12/19 | TEXAS A&M | L 80-81 | 12288 |
| FIELD GOALS-ATT | 184-423 | 188-428 | * 1/16/19 | at Mizzou | W 70-60 | 8530 |
| Field goal pct | .435 | .439 | * 1/19/19 | at Tennessee | L 68-71 | 21957 |
| 3 POINT FG-ATT | 51-155 | 37-123 | * 1/22/19 | OLE MISS | W 74-53 | 10710 |
| 3-point FG pct | .329 | .301 | * 1/29/19 | MISSISSIPPI STATE | W 83-79 | 11632 |
| 3-pt FG made per game | 7.3 | 5.3 | * - Conference game | | | |
| FREE THROWS-ATT | 112-163 | 94-136 | | | | |
| Free throw pct | .687 | .691 | | | | |
| F-Throws made per game | 16.0 | 13.4 | | | | |
| REBOUNDS | 282 | 245 | | | | |
| Rebounds per game | 40.3 | 35.0 | | | | |
| Rebounding margin | +5.3 | - | | | | |
| ASSISTS | 82 | 79 | | | | |
| Assists per game | 11.7 | 11.3 | | | | |
| TURNOVERS | 83 | 79 | | | | |
| Turnovers per game | 11.9 | 11.3 | | | | |
| Turnover margin | -0.6 | - | | | | |
| Assist/turnover ratio | 1.0 | 1.0 | | | | |
| STEALS | 30 | 33 | | | | |
| Steals per game | 4.3 | 4.7 | | | | |
| BLOCKS | 38 | 32 | | | | |
| Blocks per game | 5.4 | 4.6 | | | | |
| ATTENDANCE | 47054 | 40205 | | | | |
| Home games-Avg/Game | 4-11764 | 3-13402 | | | | |
| Neutral site-Avg/Game | - | 0-0 | | | | |

| Score by Periods | 1st | 2nd | Totals |
|------------------|-----|-----|--------|
| Alabama | 256 | 275 | 531 |
| Opponents | 240 | 267 | 507 |

2018-19 TEAM STATS



2018-19 Alabama Men's Basketball
Alabama Overall Team Statistics (as of Jan 29, 2019)
All games



| TEAM STATISTICS | UA | OPP |
|------------------------|-----------|------------|
| SCORING | 1517 | 1436 |
| Points per game | 75.8 | 71.8 |
| Scoring margin | +4.1 | - |
| FIELD GOALS-ATT | 525-1163 | 526-1192 |
| Field goal pct | .451 | .441 |
| 3 POINT FG-ATT | 139-416 | 124-376 |
| 3-point FG pct | .334 | .330 |
| 3-pt FG made per game | 7.0 | 6.2 |
| FREE THROWS-ATT | 328-481 | 260-374 |
| Free throw pct | .682 | .695 |
| F-Throws made per game | 16.4 | 13.0 |
| REBOUNDS | 781 | 668 |
| Rebounds per game | 39.0 | 33.4 |
| Rebounding margin | +5.7 | - |
| ASSISTS | 253 | 218 |
| Assists per game | 12.7 | 10.9 |
| TURNOVERS | 262 | 244 |
| Turnovers per game | 13.1 | 12.2 |
| Turnover margin | -0.9 | - |
| Assist/turnover ratio | 1.0 | 0.9 |
| STEALS | 88 | 108 |
| Steals per game | 4.4 | 5.4 |
| BLOCKS | 107 | 82 |
| Blocks per game | 5.4 | 4.1 |
| WINNING STREAK | 1 | - |
| Home win streak | 2 | - |
| ATTENDANCE | 104351 | 72994 |
| Home games-Avg/Game | 10-10435 | 6-9825 |
| Neutral site-Avg/Game | - | 4-3511 |

| Score by Periods | 1st | 2nd | Totals |
|-------------------------|------------|------------|---------------|
| Alabama | 734 | 783 | 1517 |
| Opponents | 639 | 797 | 1436 |

2018-19 POINTS-REBOUNDS-ASSISTS



2018-19 Alabama Men's Basketball
Alabama Points-Rebounds-Assists (as of Jan 29, 2019)
All games



| Opponent | Date | Score | 00 | | 01 | | 02 | | 03 | | 04 | | 05 | | 10 | |
|-------------------|----------|-------|------------|------------|------------|------------|------------|------------|------------|--------|----|--|----|--|----|--|
| | | | HALL,DONTA | NORRIS,RIL | LEWIS JR., | REESE,ALEX | GIDDENS,DA | JOHNSON JR | JONES,HERB | | | | | | | |
| SOUTHERN | 11/6/18 | 82-62 | w | 20-5-1 | DNP | 6-2-7 | 8-1-1 | 2-6-0 | 1-5-3 | 8-9-1 | | | | | | |
| APPALACHIAN STATE | 11/11/18 | 81-73 | w | 12-12-0 | DNP | 21-4-1 | 5-3-0 | 4-5-0 | 2-0-0 | 10-4-4 | | | | | | |
| vs Northeastern | 11/15/18 | 52-68 | L | 0-3-2 | DNP | 7-0-1 | 0-0-1 | 0-0-1 | 2-2-0 | 8-3-0 | | | | | | |
| vs Ball State | 11/16/18 | 79-61 | w | 12-12-1 | DNP | 8-2-3 | 0-1-0 | DNP | 0-0-2 | 13-3-3 | | | | | | |
| vs Wichita State | 11/18/18 | 90-86 | w | 2-1-1 | DNP | 24-4-2 | 19-2-1 | DNP | 0-2-1 | 13-6-1 | | | | | | |
| MURRAY STATE | 11/26/18 | 78-72 | w | 2-6-0 | DNP | 20-2-3 | 9-0-1 | DNP | 4-0-1 | 7-8-4 | | | | | | |
| at UCF | 11/29/18 | 64-70 | L | 11-9-0 | DNP | 14-2-2 | 14-3-2 | 1-1-1 | 2-0-1 | 7-6-1 | | | | | | |
| GEORGIA STATE | 12/4/18 | 80-83 | L | 11-11-2 | 4-1-0 | 19-3-1 | 9-4-0 | DNP | 0-0-1 | 1-5-2 | | | | | | |
| ARIZONA | 12/9/18 | 76-73 | w | 13-9-0 | DNP | 20-2-1 | 15-8-3 | DNP | 2-2-1 | 0-1-1 | | | | | | |
| vs Liberty | 12/18/18 | 84-75 | w | 21-5-1 | 1-4-0 | 17-3-4 | 7-3-0 | DNP | 2-1-0 | 8-3-2 | | | | | | |
| PENN STATE | 12/21/18 | 73-64 | w | 17-11-1 | 7-0-0 | 7-1-4 | 2-1-0 | DNP | 0-2-0 | 8-4-2 | | | | | | |
| at SFA | 12/30/18 | 79-69 | w | 12-14-0 | 14-6-0 | 17-2-8 | 0-0-0 | DNP | 2-0-2 | 5-2-1 | | | | | | |
| KENTUCKY | 1/5/19 | 77-75 | w | 11-10-0 | 0-2-0 | 12-2-3 | 5-4-0 | DNP | 0-1-0 | 10-8-6 | | | | | | |
| at LSU | 1/8/19 | 79-88 | L | 7-6-0 | 8-3-1 | 15-2-1 | 12-4-1 | 6-0-0 | 2-0-0 | 10-5-5 | | | | | | |
| TEXAS A&M | 1/12/19 | 80-81 | L | 14-16-0 | 7-4-1 | 14-0-3 | 4-1-1 | 0-1-0 | 2-0-1 | 1-2-1 | | | | | | |
| at Mizzou | 1/16/19 | 70-60 | w | 12-11-1 | 3-0-0 | 9-2-1 | 7-5-0 | DNP | 14-3-0 | 4-1-2 | | | | | | |
| at Tennessee | 1/19/19 | 68-71 | L | 16-12-0 | 3-3-1 | 12-2-1 | 2-3-0 | DNP | 0-1-1 | 2-4-2 | | | | | | |
| OLE MISS | 1/22/19 | 74-53 | w | 11-10-0 | 7-1-2 | 7-2-1 | 3-1-0 | DNP | 0-1-0 | 8-8-2 | | | | | | |
| at Baylor | 1/26/19 | 68-73 | L | 11-7-0 | 16-2-2 | 15-5-6 | 2-3-0 | DNP | 0-1-1 | 0-3-3 | | | | | | |
| MISSISSIPPI STATE | 1/29/19 | 83-79 | w | 19-7-2 | 11-5-1 | 9-3-3 | 1-2-0 | DNP | 2-2-0 | 8-2-2 | | | | | | |

| Opponent | Date | Score | 12 | | 15 | | 21 | | 23 | | 24 | | 30 | | 34 | |
|-------------------|----------|-------|------------|------------|------------|------------|------------|------------|------------|--------|----|--|----|--|----|--|
| | | | INGRAM,DAZ | BARNES,TYL | JOHNSON,BR | PETTY,JOHN | SCHAFFER,L | SMITH,GALI | MACK,TEVIN | | | | | | | |
| SOUTHERN | 11/6/18 | 82-62 | w | DNP | 0-0-0 | 0-0-0 | 17-4-2 | 0-0-0 | 10-4-0 | 10-6-2 | | | | | | |
| APPALACHIAN STATE | 11/11/18 | 81-73 | w | 8-8-0 | DNP | DNP | 13-4-1 | DNP | 4-2-0 | 2-2-1 | | | | | | |
| vs Northeastern | 11/15/18 | 52-68 | L | 9-5-2 | DNP | DNP | 17-5-2 | DNP | 2-3-0 | 7-3-1 | | | | | | |
| vs Ball State | 11/16/18 | 79-61 | w | 11-2-5 | 0-0-0 | 0-0-0 | 7-3-7 | 0-0-0 | 8-5-0 | 20-2-1 | | | | | | |
| vs Wichita State | 11/18/18 | 90-86 | w | 8-4-5 | DNP | DNP | 13-5-2 | DNP | 6-1-0 | 5-4-1 | | | | | | |
| MURRAY STATE | 11/26/18 | 78-72 | w | 9-4-2 | DNP | DNP | 16-7-0 | DNP | 4-3-1 | 7-4-0 | | | | | | |
| at UCF | 11/29/18 | 64-70 | L | 5-6-4 | DNP | DNP | 5-8-1 | DNP | 1-1-0 | 4-3-2 | | | | | | |
| GEORGIA STATE | 12/4/18 | 80-83 | L | 17-8-2 | DNP | DNP | 6-4-2 | DNP | 1-3-0 | 12-1-0 | | | | | | |
| ARIZONA | 12/9/18 | 76-73 | w | 2-2-0 | DNP | DNP | 4-6-4 | DNP | 8-3-1 | 12-6-0 | | | | | | |
| vs Liberty | 12/18/18 | 84-75 | w | 7-2-1 | DNP | DNP | 16-3-1 | DNP | 0-3-0 | 5-1-2 | | | | | | |
| PENN STATE | 12/21/18 | 73-64 | w | 6-4-4 | DNP | DNP | 13-5-0 | DNP | 2-0-0 | 11-4-0 | | | | | | |
| at SFA | 12/30/18 | 79-69 | w | 8-8-3 | DNP | DNP | 6-8-0 | DNP | 3-2-0 | 12-2-1 | | | | | | |
| KENTUCKY | 1/5/19 | 77-75 | w | 11-4-4 | DNP | DNP | 6-1-0 | DNP | 0-2-0 | 22-5-1 | | | | | | |
| at LSU | 1/8/19 | 79-88 | L | 2-2-3 | DNP | DNP | 9-8-3 | DNP | 2-1-0 | 6-2-0 | | | | | | |
| TEXAS A&M | 1/12/19 | 80-81 | L | 6-4-3 | DNP | DNP | 22-4-1 | DNP | DNP | 10-9-2 | | | | | | |
| at Mizzou | 1/16/19 | 70-60 | w | 9-2-3 | DNP | DNP | 5-3-1 | DNP | 4-2-0 | 3-4-1 | | | | | | |
| at Tennessee | 1/19/19 | 68-71 | L | 3-4-5 | DNP | DNP | 30-1-2 | DNP | 0-5-0 | 0-1-1 | | | | | | |
| OLE MISS | 1/22/19 | 74-53 | w | 9-5-1 | 0-0-0 | 0-1-0 | 15-1-1 | 0-1-0 | 10-3-0 | 4-4-1 | | | | | | |
| at Baylor | 1/26/19 | 68-73 | L | 5-3-2 | DNP | DNP | 2-1-2 | DNP | 2-2-0 | 15-2-1 | | | | | | |
| MISSISSIPPI STATE | 1/29/19 | 83-79 | w | 7-2-1 | DNP | DNP | 13-3-1 | DNP | 7-3-0 | 6-8-1 | | | | | | |

2018-19 TEAM GAME-BY-GAME



2018-19 Alabama Men's Basketball
Alabama Team Game-by-Game (as of Jan 29, 2019)
All games



TEAM STATISTICS

| Opponent | Date | Score | W/L | Total | | 3-Pointers | | Free throws | | Rebounds | | | | pf | a | t/o | blk | stl | pts | avg |
|-------------------|----------|-------|-----|----------|------|------------|------|-------------|------|----------|-----|-----|------|-----|-----|-----|-----|-----|------|------|
| | | | | fg-fga | pct | 3fg-fga | pct | ft-fta | pct | off | def | tot | avg | | | | | | | |
| SOUTHERN | 11/6/18 | 82-62 | W | 27-55 | .491 | 9-24 | .375 | 19-28 | .679 | 16 | 29 | 45 | 45.0 | 24 | 17 | 20 | 6 | 3 | 82 | 82.0 |
| APPALACHIAN STATE | 11/11/18 | 81-73 | W | 25-65 | .385 | 5-16 | .313 | 26-43 | .605 | 21 | 24 | 45 | 45.0 | 23 | 7 | 10 | 4 | 9 | 81 | 81.5 |
| vs Northeastern | 11/15/18 | 52-68 | L | 19-51 | .373 | 3-19 | .158 | 11-15 | .733 | 8 | 19 | 27 | 39.0 | 16 | 10 | 9 | 2 | 3 | 52 | 71.7 |
| vs Ball State | 11/16/18 | 79-61 | W | 33-65 | .508 | 7-19 | .368 | 6-9 | .667 | 10 | 25 | 35 | 38.0 | 22 | 22 | 14 | 5 | 4 | 79 | 73.5 |
| vs Wichita State | 11/18/18 | 90-86 | W | 25-49 | .510 | 9-19 | .474 | 31-33 | .939 | 8 | 24 | 32 | 36.8 | 19 | 14 | 12 | 1 | 1 | 90 | 76.8 |
| MURRAY STATE | 11/26/18 | 78-72 | W | 25-56 | .446 | 5-18 | .278 | 23-30 | .767 | 15 | 25 | 40 | 37.3 | 16 | 12 | 21 | 10 | 7 | 78 | 77.0 |
| at UCF | 11/29/18 | 64-70 | L | 25-66 | .379 | 5-24 | .208 | 9-14 | .643 | 19 | 27 | 46 | 38.6 | 24 | 14 | 14 | 5 | 3 | 64 | 75.1 |
| GEORGIA STATE | 12/4/18 | 80-83 | L | 26-56 | .464 | 10-28 | .357 | 18-31 | .581 | 8 | 33 | 41 | 38.9 | 18 | 10 | 10 | 8 | 5 | 80 | 75.8 |
| ARIZONA | 12/9/18 | 76-73 | W | 26-56 | .464 | 8-19 | .421 | 16-28 | .571 | 11 | 29 | 40 | 39.0 | 14 | 11 | 15 | 4 | 5 | 76 | 75.8 |
| vs Liberty | 12/18/18 | 84-75 | W | 26-50 | .520 | 7-17 | .412 | 25-39 | .641 | 7 | 25 | 32 | 38.3 | 17 | 11 | 11 | 6 | 8 | 84 | 76.6 |
| PENN STATE | 12/21/18 | 73-64 | W | 28-53 | .528 | 4-10 | .400 | 13-21 | .619 | 6 | 32 | 38 | 38.3 | 11 | 11 | 12 | 7 | 4 | 73 | 76.3 |
| at SFA | 12/30/18 | 79-69 | W | 27-61 | .443 | 11-31 | .355 | 14-20 | .700 | 17 | 30 | 47 | 39.0 | 13 | 15 | 18 | 4 | 3 | 79 | 76.5 |
| KENTUCKY | 1/5/19 | 77-75 | W | 27-59 | .458 | 10-23 | .435 | 13-17 | .765 | 7 | 33 | 40 | 39.1 | 16 | 14 | 17 | 4 | 2 | 77 | 76.5 |
| at LSU | 1/8/19 | 79-88 | L | 25-62 | .403 | 7-24 | .292 | 22-26 | .846 | 16 | 20 | 36 | 38.9 | 20 | 14 | 15 | 2 | 6 | 79 | 76.7 |
| TEXAS A&M | 1/12/19 | 80-81 | L | 26-62 | .419 | 10-27 | .370 | 18-29 | .621 | 13 | 32 | 45 | 39.3 | 25 | 13 | 8 | 7 | 1 | 80 | 76.9 |
| at Mizzou | 1/16/19 | 70-60 | W | 26-55 | .473 | 6-18 | .333 | 12-15 | .800 | 9 | 28 | 37 | 39.1 | 15 | 9 | 10 | 3 | 2 | 70 | 76.5 |
| at Tennessee | 1/19/19 | 68-71 | L | 25-59 | .424 | 10-26 | .385 | 8-18 | .444 | 12 | 29 | 41 | 39.2 | 20 | 13 | 13 | 4 | 3 | 68 | 76.0 |
| OLE MISS | 1/22/19 | 74-53 | W | 25-65 | .385 | 7-22 | .318 | 17-22 | .773 | 20 | 24 | 44 | 39.5 | 16 | 8 | 9 | 9 | 9 | 74 | 75.9 |
| at Baylor | 1/26/19 | 68-73 | L | 29-57 | .509 | 5-17 | .294 | 5-7 | .714 | 9 | 22 | 31 | 39.1 | 15 | 17 | 13 | 7 | 3 | 68 | 75.5 |
| MISSISSIPPI STATE | 1/29/19 | 83-79 | W | 30-61 | .492 | 1-15 | .067 | 22-36 | .611 | 12 | 27 | 39 | 39.0 | 19 | 11 | 11 | 9 | 7 | 83 | 75.8 |
| Alabama | | 1517 | | 525-1163 | .451 | 139-416 | .334 | 328-481 | .682 | 244 | 537 | 781 | 39.0 | 363 | 253 | 262 | 107 | 88 | 1517 | 75.8 |
| Opponents | | 1436 | | 526-1192 | .441 | 124-376 | .330 | 260-374 | .695 | 198 | 470 | 668 | 33.4 | 406 | 218 | 244 | 82 | 108 | 1436 | 71.8 |

Games played: 20
Points/game: 75.8
FG Pct: 45.1
3FG Pct: 33.4
FT Pct: 68.2

Rebounds/game: 39.0
Assists/game: 12.7
Turnovers/game: 13.1
Assist/turnover ratio: 1.0
Steals/game: 4.4
Blocks/game: 5.4

2018-19 OPPONENT GAME-BY-GAME



2018-19 Alabama Men's Basketball
Alabama Opponent Game-by-Game (as of Jan 29, 2019)
All games



OPPONENT STATISTICS

| Opponent | Date | Score | | Total | | 3-Pointers | | Free throws | | Rebounds | | | | pf | a | t/o | blk | stl | pts | avg |
|-------------------|----------|-------|---|----------|------|------------|------|-------------|-------|----------|-----|-----|------|-----|-----|-----|-----|-----|------|------|
| | | | | fg-fga | pct | 3fg-fga | pct | ft-fa | pct | off | def | tot | avg | | | | | | | |
| SOUTHERN | 11/6/18 | 82-62 | W | 21-55 | .382 | 3-17 | .176 | 17-30 | .567 | 11 | 20 | 31 | 31.0 | 28 | 8 | 15 | 2 | 7 | 62 | 62.0 |
| APPALACHIAN STATE | 11/11/18 | 81-73 | W | 25-51 | .490 | 9-15 | .600 | 14-25 | .560 | 11 | 28 | 39 | 35.0 | 29 | 7 | 22 | 1 | 4 | 73 | 67.5 |
| vs Northeastern | 11/15/18 | 52-68 | L | 22-42 | .524 | 9-17 | .529 | 15-17 | .882 | 2 | 23 | 25 | 31.7 | 17 | 14 | 13 | 1 | 7 | 68 | 67.7 |
| vs Ball State | 11/16/18 | 79-61 | W | 22-49 | .449 | 3-12 | .250 | 14-22 | .636 | 6 | 25 | 31 | 31.5 | 18 | 11 | 15 | 8 | 5 | 61 | 66.0 |
| vs Wichita State | 11/18/18 | 90-86 | W | 29-62 | .468 | 6-23 | .261 | 22-27 | .815 | 11 | 17 | 28 | 30.8 | 25 | 9 | 7 | 3 | 6 | 86 | 70.0 |
| MURRAY STATE | 11/26/18 | 78-72 | W | 29-64 | .453 | 5-18 | .278 | 9-12 | .750 | 12 | 20 | 32 | 31.0 | 22 | 10 | 18 | 5 | 7 | 72 | 70.3 |
| at UCF | 11/29/18 | 64-70 | L | 21-45 | .467 | 5-15 | .333 | 23-36 | .639 | 4 | 25 | 29 | 30.7 | 14 | 12 | 9 | 6 | 5 | 70 | 70.3 |
| GEORGIA STATE | 12/4/18 | 80-83 | L | 30-66 | .455 | 8-23 | .348 | 15-20 | .750 | 7 | 30 | 37 | 31.5 | 23 | 10 | 10 | 1 | 6 | 83 | 71.9 |
| ARIZONA | 12/9/18 | 76-73 | W | 29-70 | .414 | 9-24 | .375 | 6-9 | .667 | 13 | 25 | 38 | 32.2 | 19 | 10 | 11 | 4 | 6 | 73 | 72.0 |
| vs Liberty | 12/18/18 | 84-75 | W | 25-57 | .439 | 11-23 | .478 | 14-17 | .824 | 8 | 25 | 33 | 32.3 | 27 | 11 | 15 | 3 | 2 | 75 | 72.3 |
| PENN STATE | 12/21/18 | 73-64 | W | 26-68 | .382 | 7-25 | .280 | 5-5 | 1.000 | 10 | 24 | 34 | 32.5 | 20 | 16 | 10 | 6 | 8 | 64 | 71.5 |
| at SFA | 12/30/18 | 79-69 | W | 29-68 | .426 | 6-19 | .316 | 5-8 | .625 | 11 | 20 | 31 | 32.3 | 18 | 7 | 12 | 5 | 6 | 69 | 71.3 |
| KENTUCKY | 1/5/19 | 77-75 | W | 28-65 | .431 | 5-18 | .278 | 14-17 | .824 | 6 | 26 | 32 | 32.3 | 15 | 14 | 11 | 1 | 7 | 75 | 71.6 |
| at LSU | 1/8/19 | 79-88 | L | 28-57 | .491 | 10-15 | .667 | 22-27 | .815 | 12 | 23 | 35 | 32.5 | 19 | 15 | 16 | 8 | 8 | 88 | 72.8 |
| TEXAS A&M | 1/12/19 | 80-81 | L | 28-64 | .438 | 3-19 | .158 | 22-30 | .733 | 10 | 28 | 38 | 32.9 | 21 | 8 | 3 | 6 | 2 | 81 | 73.3 |
| at Mizzou | 1/16/19 | 70-60 | W | 24-57 | .421 | 7-20 | .350 | 5-10 | .500 | 8 | 21 | 29 | 32.6 | 17 | 10 | 11 | 0 | 1 | 60 | 72.5 |
| at Tennessee | 1/19/19 | 68-71 | L | 28-64 | .438 | 3-12 | .250 | 12-16 | .750 | 11 | 25 | 36 | 32.8 | 18 | 16 | 9 | 7 | 6 | 71 | 72.4 |
| OLE MISS | 1/22/19 | 74-53 | W | 20-50 | .400 | 6-20 | .300 | 7-14 | .500 | 10 | 22 | 32 | 32.8 | 20 | 6 | 16 | 4 | 1 | 53 | 71.3 |
| at Baylor | 1/26/19 | 68-73 | L | 30-67 | .448 | 6-22 | .273 | 7-10 | .700 | 16 | 19 | 35 | 32.9 | 11 | 14 | 8 | 5 | 6 | 73 | 71.4 |
| MISSISSIPPI STATE | 1/29/19 | 83-79 | W | 32-71 | .451 | 3-19 | .158 | 12-22 | .545 | 19 | 24 | 43 | 33.4 | 25 | 10 | 13 | 6 | 8 | 79 | 71.8 |
| Opponents | | 1436 | | 526-1192 | .441 | 124-376 | .330 | 260-374 | .695 | 198 | 470 | 668 | 33.4 | 406 | 218 | 244 | 82 | 108 | 1436 | 71.8 |
| Alabama | | 1517 | | 525-1163 | .451 | 139-416 | .334 | 328-481 | .682 | 244 | 537 | 781 | 39.0 | 363 | 253 | 262 | 107 | 88 | 1517 | 75.8 |

Games played: 20
Points/game: 71.8
FG Pct: 44.1
3FG Pct: 33.0
FT Pct: 69.5

Rebounds/game: 33.4
Assists/game: 10.9
Turnovers/game: 12.2
Assist/turnover ratio: 0.9
Steals/game: 5.4
Blocks/game: 4.1

2018-19 COMPARISON



2018-19 Alabama Men's Basketball
Alabama Team Game-by-Game Comparison (as of Jan 29, 2019)
All games



| Opponent | 1st | 2nd | Score | Mar | Total FG | FG Pct | 3-Pointers | 3FG Pct | Free Throws | FT Pct | Rebounds | Assist | T/Over | Block | Steal | Fouls |
|-------------------|-------|-------|-------|------|-------------|-----------|------------|-----------|-------------|-----------|-----------|--------|--------|-------|-------|-------|
| SOUTHERN | 45/27 | 37/35 | 82-62 | +20 | 27-55/21-55 | .491/.382 | 9-24/3-17 | .375/.176 | 19-28/17-30 | .679/.567 | 45/31 +14 | 17/8 | 20/15 | 6/2 | 3/7 | 24/28 |
| APPALACHIAN STATE | 38/35 | 43/38 | 81-73 | +8 | 25-65/25-51 | .385/.490 | 5-16/9-15 | .313/.600 | 26-43/14-25 | .605/.560 | 45/39 +6 | 7/7 | 10/22 | 4/1 | 9/4 | 23/29 |
| Northeastern | 22/33 | 30/35 | 52-68 | (16) | 19-51/22-42 | .373/.524 | 3-19/9-17 | .158/.529 | 11-15/15-17 | .733/.882 | 27/25 +2 | 10/14 | 9/13 | 2/1 | 3/7 | 16/17 |
| Ball State | 34/21 | 45/40 | 79-61 | +18 | 33-65/22-49 | .508/.449 | 7-19/3-12 | .368/.250 | 6-9/14-22 | .667/.636 | 35/31 +4 | 22/11 | 14/15 | 5/8 | 4/5 | 22/18 |
| Wichita State | 46/34 | 44/52 | 90-86 | +4 | 25-49/29-62 | .510/.468 | 9-19/6-23 | .474/.261 | 31-33/22-27 | .939/.815 | 32/28 +4 | 14/9 | 12/7 | 1/3 | 1/6 | 19/25 |
| MURRAY STATE | 39/29 | 39/43 | 78-72 | +6 | 25-56/29-64 | .446/.453 | 5-18/5-18 | .278/.278 | 23-30/9-12 | .767/.750 | 40/32 +8 | 12/10 | 21/18 | 10/5 | 7/7 | 16/22 |
| UCF | 25/29 | 39/41 | 64-70 | (6) | 25-66/21-45 | .379/.467 | 5-24/5-15 | .208/.333 | 9-14/23-36 | .643/.639 | 46/29 +17 | 14/12 | 14/9 | 5/6 | 3/5 | 24/14 |
| GEORGIA STATE | 52/31 | 28/52 | 80-83 | (3) | 26-56/30-66 | .464/.455 | 10-28/8-23 | .357/.348 | 18-31/15-20 | .581/.750 | 41/37 +4 | 10/10 | 10/10 | 8/1 | 5/6 | 18/23 |
| ARIZONA | 39/30 | 37/43 | 76-73 | +3 | 26-56/29-70 | .464/.414 | 8-19/9-24 | .421/.375 | 16-28/6-9 | .571/.667 | 40/38 +2 | 11/10 | 15/11 | 4/4 | 5/6 | 14/19 |
| Liberty | 34/33 | 50/42 | 84-75 | +9 | 26-50/25-57 | .520/.439 | 7-17/11-23 | .412/.478 | 25-39/14-17 | .641/.824 | 32/33 (1) | 11/11 | 11/15 | 6/3 | 8/2 | 17/27 |
| PENN STATE | 33/27 | 40/37 | 73-64 | +9 | 28-53/26-68 | .528/.382 | 4-10/7-25 | .400/.280 | 13-21/5-5 | .619/1000 | 38/34 +4 | 11/16 | 12/10 | 7/6 | 4/8 | 11/20 |
| SFA | 41/34 | 38/35 | 79-69 | +10 | 27-61/29-68 | .443/.426 | 11-31/6-19 | .355/.316 | 14-20/5-8 | .700/.625 | 47/31 +16 | 15/7 | 18/12 | 4/5 | 3/6 | 13/18 |
| KENTUCKY | 38/40 | 39/35 | 77-75 | +2 | 27-59/28-65 | .458/.431 | 10-23/5-18 | .435/.278 | 13-17/14-17 | .765/.824 | 40/32 +8 | 14/14 | 17/11 | 4/1 | 2/7 | 16/15 |
| LSU | 28/43 | 51/45 | 79-88 | (9) | 25-62/28-57 | .403/.491 | 7-24/10-15 | .292/.667 | 22-26/22-27 | .846/.815 | 36/35 +1 | 14/15 | 15/16 | 2/8 | 6/8 | 20/19 |
| TEXAS A&M | 43/32 | 37/49 | 80-81 | (1) | 26-62/28-64 | .419/.438 | 10-27/3-19 | .370/.158 | 18-29/22-30 | .621/.733 | 45/38 +7 | 13/8 | 8/3 | 7/6 | 1/2 | 25/21 |
| Mizzou | 32/26 | 38/34 | 70-60 | +10 | 26-55/24-57 | .473/.421 | 6-18/7-20 | .333/.350 | 12-15/5-10 | .800/.500 | 37/29 +8 | 9/10 | 10/11 | 3/0 | 2/1 | 15/17 |
| Tennessee | 32/44 | 36/27 | 68-71 | (3) | 25-59/28-64 | .424/.438 | 10-26/3-12 | .385/.250 | 8-18/12-16 | .444/.750 | 41/36 +5 | 13/16 | 13/9 | 4/7 | 3/6 | 20/18 |
| OLE MISS | 42/26 | 32/27 | 74-53 | +21 | 25-65/20-50 | .385/.400 | 7-22/6-20 | .318/.300 | 17-22/7-14 | .773/.500 | 44/32 +12 | 8/6 | 9/16 | 9/4 | 9/1 | 16/20 |
| Baylor | 30/36 | 38/37 | 68-73 | (5) | 29-57/30-67 | .509/.448 | 5-17/6-22 | .294/.273 | 5-7/7-10 | .714/.700 | 31/35 (4) | 17/14 | 13/8 | 7/5 | 3/6 | 15/11 |
| MISSISSIPPI STATE | 41/29 | 42/50 | 83-79 | +4 | 30-61/32-71 | .492/.451 | 1-15/3-19 | .067/.158 | 22-36/12-22 | .611/.545 | 39/43 (4) | 11/10 | 11/13 | 9/6 | 7/8 | 19/25 |

Note: Game totals are displayed in the format TEAM/OPPONENT for each category

2018-19 TEAM HIGHS/LOWS



2018-19 Alabama Men's Basketball
Alabama Team High/Low Analysis (as of Jan 29, 2019)
All games

**Alabama - TEAM GAME HIGHS**

| | | |
|-----------------------|--------------|------------------------------|
| POINTS | 90 | vs Wichita State (11/18/18) |
| | 84 | vs Liberty (12/18/18) |
| | 83 | MISSISSIPPI STATE (1/29/19) |
| | 82 | SOUTHERN (11/6/18) |
| | 81 | APPALACHIAN STATE (11/11/18) |
| FIELD GOALS MADE | 33 | vs Ball State (11/16/18) |
| | 30 | MISSISSIPPI STATE (1/29/19) |
| FIELD GOAL ATTEMPTS | 66 | at UCF (11/29/18) |
| | 65 | OLE MISS (1/22/19) |
| | 65 | vs Ball State (11/16/18) |
| | 65 | APPALACHIAN STATE (11/11/18) |
| FIELD GOAL PERCENTAGE | .528 (28-53) | PENN STATE (12/21/18) |
| | .520 (26-50) | vs Liberty (12/18/18) |
| 3 PT FIELD GOALS MADE | 11 | at SFA (12/30/18) |
| | 10 | at Tennessee (1/19/19) |
| | 10 | TEXAS A&M (1/12/19) |
| | 10 | KENTUCKY (1/5/19) |
| | 10 | GEORGIA STATE (12/4/18) |
| 3 PT FG ATTEMPTS | 31 | at SFA (12/30/18) |
| | 28 | GEORGIA STATE (12/4/18) |
| 3 PT FG PERCENTAGE | .474 (9-19) | vs Wichita State (11/18/18) |
| | .435 (10-23) | KENTUCKY (1/5/19) |
| FREE THROWS MADE | 31 | vs Wichita State (11/18/18) |
| | 26 | APPALACHIAN STATE (11/11/18) |
| FREE THROW ATTEMPTS | 43 | APPALACHIAN STATE (11/11/18) |
| | 39 | vs Liberty (12/18/18) |
| FREE THROW PERCENTAGE | .939 (31-33) | vs Wichita State (11/18/18) |
| | .846 (22-26) | at LSU (1/8/19) |
| REBOUNDS | 47 | at SFA (12/30/18) |
| | 46 | at UCF (11/29/18) |
| ASSISTS | 22 | vs Ball State (11/16/18) |
| | 17 | at Baylor (1/26/19) |
| | 17 | SOUTHERN (11/6/18) |
| STEALS | 9 | OLE MISS (1/22/19) |
| | 9 | APPALACHIAN STATE (11/11/18) |
| BLOCKED SHOTS | 10 | MURRAY STATE (11/26/18) |
| | 9 | MISSISSIPPI STATE (1/29/19) |
| | 9 | OLE MISS (1/22/19) |
| TURNOVERS | 21 | MURRAY STATE (11/26/18) |
| | 20 | SOUTHERN (11/6/18) |
| FOULS | 25 | TEXAS A&M (1/12/19) |
| | 24 | at UCF (11/29/18) |
| | 24 | SOUTHERN (11/6/18) |

2018-19 TEAM HIGHS/LOWS



2018-19 Alabama Men's Basketball
Alabama High/Low Analysis (as of Jan 29, 2019)
All games



Opponent - GAME HIGHS

| | | |
|-----------------------|--------------|------------------------------|
| POINTS | 88 | at LSU (1/8/19) |
| | 86 | vs Wichita State (11/18/18) |
| | 83 | GEORGIA STATE (12/4/18) |
| | 81 | TEXAS A&M (1/12/19) |
| | 79 | MISSISSIPPI STATE (1/29/19) |
| FIELD GOALS MADE | 32 | MISSISSIPPI STATE (1/29/19) |
| | 30 | at Baylor (1/26/19) |
| | 30 | GEORGIA STATE (12/4/18) |
| FIELD GOAL ATTEMPTS | 71 | MISSISSIPPI STATE (1/29/19) |
| | 70 | ARIZONA (12/9/18) |
| FIELD GOAL PERCENTAGE | .524 (22-42) | vs Northeastern (11/15/18) |
| | .491 (28-57) | at LSU (1/8/19) |
| 3 PT FIELD GOALS MADE | 11 | vs Liberty (12/18/18) |
| | 10 | at LSU (1/8/19) |
| 3 PT FG ATTEMPTS | 25 | PENN STATE (12/21/18) |
| | 24 | ARIZONA (12/9/18) |
| 3 PT FG PERCENTAGE | .667 (10-15) | at LSU (1/8/19) |
| | .600 (9-15) | APPALACHIAN STATE (11/11/18) |
| FREE THROWS MADE | 23 | at UCF (11/29/18) |
| | 22 | TEXAS A&M (1/12/19) |
| | 22 | at LSU (1/8/19) |
| | 22 | vs Wichita State (11/18/18) |
| FREE THROW ATTEMPTS | 36 | at UCF (11/29/18) |
| | 30 | TEXAS A&M (1/12/19) |
| | 30 | SOUTHERN (11/6/18) |
| FREE THROW PERCENTAGE | 1.000 (5-5) | PENN STATE (12/21/18) |
| | .882 (15-17) | vs Northeastern (11/15/18) |
| REBOUNDS | 43 | MISSISSIPPI STATE (1/29/19) |
| | 39 | APPALACHIAN STATE (11/11/18) |
| ASSISTS | 16 | at Tennessee (1/19/19) |
| | 16 | PENN STATE (12/21/18) |
| STEALS | 8 | MISSISSIPPI STATE (1/29/19) |
| | 8 | at LSU (1/8/19) |
| | 8 | PENN STATE (12/21/18) |
| BLOCKED SHOTS | 8 | at LSU (1/8/19) |
| | 8 | vs Ball State (11/16/18) |
| TURNOVERS | 22 | APPALACHIAN STATE (11/11/18) |
| | 18 | MURRAY STATE (11/26/18) |
| FOULS | 29 | APPALACHIAN STATE (11/11/18) |
| | 28 | SOUTHERN (11/6/18) |

2018-19 TEAM HIGHS/LOWS



2018-19 Alabama Men's Basketball
Alabama High/Low Analysis (as of Jan 29, 2019)
All games



Alabama - GAME LOWS

| | | |
|-----------------------|--------------|------------------------------|
| POINTS | 52 | vs Northeastern (11/15/18) |
| | 64 | at UCF (11/29/18) |
| | 68 | at Tennessee (1/19/19) |
| | 68 | at Baylor (1/26/19) |
| | 70 | at Mizzou (1/16/19) |
| FIELD GOALS MADE | 19 | vs Northeastern (11/15/18) |
| | 25 | APPALACHIAN STATE (11/11/18) |
| | 25 | vs Wichita State (11/18/18) |
| | 25 | MURRAY STATE (11/26/18) |
| | 25 | at UCF (11/29/18) |
| | 25 | at LSU (1/8/19) |
| | 25 | at Tennessee (1/19/19) |
| | 25 | OLE MISS (1/22/19) |
| FIELD GOAL ATTEMPTS | 49 | vs Wichita State (11/18/18) |
| | 50 | vs Liberty (12/18/18) |
| FIELD GOAL PERCENTAGE | .373 (19-51) | vs Northeastern (11/15/18) |
| | .379 (25-66) | at UCF (11/29/18) |
| 3 PT FIELD GOALS MADE | 1 | MISSISSIPPI STATE (1/29/19) |
| | 3 | vs Northeastern (11/15/18) |
| 3 PT FG ATTEMPTS | 10 | PENN STATE (12/21/18) |
| | 15 | MISSISSIPPI STATE (1/29/19) |
| 3 PT FG PERCENTAGE | .067 (1-15) | MISSISSIPPI STATE (1/29/19) |
| | .158 (3-19) | vs Northeastern (11/15/18) |
| FREE THROWS MADE | 5 | at Baylor (1/26/19) |
| | 6 | vs Ball State (11/16/18) |
| FREE THROW ATTEMPTS | 7 | at Baylor (1/26/19) |
| | 9 | vs Ball State (11/16/18) |
| FREE THROW PERCENTAGE | .444 (8-18) | at Tennessee (1/19/19) |
| | .571 (16-28) | ARIZONA (12/9/18) |
| REBOUNDS | 27 | vs Northeastern (11/15/18) |
| | 31 | at Baylor (1/26/19) |
| ASSISTS | 7 | APPALACHIAN STATE (11/11/18) |
| | 8 | OLE MISS (1/22/19) |
| STEALS | 1 | vs Wichita State (11/18/18) |
| | 1 | TEXAS A&M (1/12/19) |
| BLOCKED SHOTS | 1 | vs Wichita State (11/18/18) |
| | 2 | vs Northeastern (11/15/18) |
| | 2 | at LSU (1/8/19) |
| TURNOVERS | 8 | TEXAS A&M (1/12/19) |
| | 9 | vs Northeastern (11/15/18) |
| | 9 | OLE MISS (1/22/19) |
| FOULS | 11 | PENN STATE (12/21/18) |
| | 13 | at SFA (12/30/18) |

2018-19 TEAM HIGHS/LOWS



2018-19 Alabama Men's Basketball
Alabama High/Low Analysis (as of Jan 29, 2019)
All games



Opponent - GAME LOWS

| | | |
|-----------------------|--------------|------------------------------|
| POINTS | 53 | OLE MISS (1/22/19) |
| | 60 | at Mizzou (1/16/19) |
| | 61 | vs Ball State (11/16/18) |
| | 62 | SOUTHERN (11/6/18) |
| | 64 | PENN STATE (12/21/18) |
| FIELD GOALS MADE | 20 | OLE MISS (1/22/19) |
| | 21 | SOUTHERN (11/6/18) |
| | 21 | at UCF (11/29/18) |
| FIELD GOAL ATTEMPTS | 42 | vs Northeastern (11/15/18) |
| | 45 | at UCF (11/29/18) |
| FIELD GOAL PERCENTAGE | .382 (21-55) | SOUTHERN (11/6/18) |
| | .382 (26-68) | PENN STATE (12/21/18) |
| 3 PT FIELD GOALS MADE | 3 | SOUTHERN (11/6/18) |
| | 3 | vs Ball State (11/16/18) |
| | 3 | TEXAS A&M (1/12/19) |
| | 3 | at Tennessee (1/19/19) |
| | 3 | MISSISSIPPI STATE (1/29/19) |
| 3 PT FG ATTEMPTS | 12 | vs Ball State (11/16/18) |
| | 12 | at Tennessee (1/19/19) |
| 3 PT FG PERCENTAGE | .158 (3-19) | TEXAS A&M (1/12/19) |
| | .158 (3-19) | MISSISSIPPI STATE (1/29/19) |
| FREE THROWS MADE | 5 | PENN STATE (12/21/18) |
| | 5 | at SFA (12/30/18) |
| | 5 | at Mizzou (1/16/19) |
| FREE THROW ATTEMPTS | 5 | PENN STATE (12/21/18) |
| | 8 | at SFA (12/30/18) |
| FREE THROW PERCENTAGE | .500 (5-10) | at Mizzou (1/16/19) |
| | .500 (7-14) | OLE MISS (1/22/19) |
| REBOUNDS | 25 | vs Northeastern (11/15/18) |
| | 28 | vs Wichita State (11/18/18) |
| ASSISTS | 6 | OLE MISS (1/22/19) |
| | 7 | APPALACHIAN STATE (11/11/18) |
| | 7 | at SFA (12/30/18) |
| STEALS | 1 | at Mizzou (1/16/19) |
| | 1 | OLE MISS (1/22/19) |
| BLOCKED SHOTS | 0 | at Mizzou (1/16/19) |
| | 1 | APPALACHIAN STATE (11/11/18) |
| | 1 | vs Northeastern (11/15/18) |
| | 1 | GEORGIA STATE (12/4/18) |
| | 1 | KENTUCKY (1/5/19) |
| TURNOVERS | 3 | TEXAS A&M (1/12/19) |
| | 7 | vs Wichita State (11/18/18) |
| FOULS | 11 | at Baylor (1/26/19) |
| | 14 | at UCF (11/29/18) |

2018-19 PLAYER HIGHS/LOWS



2018-19 Alabama Men's Basketball
Alabama Player High/Low Analysis (as of Jan 29, 2019)
All games



Alabama - INDIVIDUAL GAME HIGHS

| | | | |
|--------------------------|-------|---------|---|
| Points | 30 | | Petty, John at Tennessee (1/19/19) |
| | 24 | | Lewis Jr., Kira vs Wichita State (11/18/18) |
| | 22 | | Petty, John vs Texas A&M (1/12/19) |
| | 22 | | Mack, Tevin vs Kentucky (1/5/19) |
| | 21 | | Hall, Donta vs Liberty (12/18/18) |
| | 21 | | Lewis Jr., Kira vs Appalachian State (11/11/18) |
| Field Goals Made | 11 | | Petty, John at Tennessee (1/19/19) |
| | 9 | | Lewis Jr., Kira vs Appalachian State (11/11/18) |
| Field Goal Att. | 18 | | Petty, John at Tennessee (1/19/19) |
| | 18 | | Lewis Jr., Kira vs Appalachian State (11/11/18) |
| FG Pct (min 5 made) | 1.000 | (6-6) | Norris, Riley at Baylor (1/26/19) |
| | 1.000 | (6-6) | Hall, Donta vs Liberty (12/18/18) |
| 3-Point FG Made | 6 | | Petty, John at Tennessee (1/19/19) |
| | 6 | | Petty, John vs Texas A&M (1/12/19) |
| | 6 | | Mack, Tevin vs Kentucky (1/5/19) |
| 3-Point FG Att. | 11 | | Petty, John vs Texas A&M (1/12/19) |
| | 10 | | Petty, John at Tennessee (1/19/19) |
| | 10 | | Lewis Jr., Kira vs Georgia State (12/4/18) |
| 3-Pt FG Pct (min 4 made) | 1.000 | (4-4) | Norris, Riley at Baylor (1/26/19) |
| | .800 | (4-5) | Lewis Jr., Kira vs Arizona (12/9/18) |
| Free Throws Made | 11 | | Lewis Jr., Kira vs Wichita State (11/18/18) |
| | 9 | | Hall, Donta vs Liberty (12/18/18) |
| | 9 | | Reese, Alex vs Wichita State (11/18/18) |
| Free Throw Att. | 16 | | Jones, Herbert vs Appalachian State (11/11/18) |
| | 11 | | Hall, Donta vs Liberty (12/18/18) |
| | 11 | | Lewis Jr., Kira vs Wichita State (11/18/18) |
| FT Pct (min 5 made) | 1.000 | (11-11) | Lewis Jr., Kira vs Wichita State (11/18/18) |
| | 1.000 | (8-8) | Lewis Jr., Kira at LSU (1/8/19) |
| | 1.000 | (6-6) | Reese, Alex at LSU (1/8/19) |
| | 1.000 | (6-6) | Ingram, Dazon vs Kentucky (1/5/19) |
| | 1.000 | (6-6) | Ingram, Dazon vs Appalachian State (11/11/18) |
| Rebounds | 16 | | Hall, Donta vs Texas A&M (1/12/19) |
| | 14 | | Hall, Donta at SFA (12/30/18) |
| Assists | 8 | | Lewis Jr., Kira at SFA (12/30/18) |
| | 7 | | Petty, John vs Ball State (11/16/18) |
| | 7 | | Lewis Jr., Kira vs Southern (11/6/18) |
| Steals | 4 | | Jones, Herbert vs Appalachian State (11/11/18) |
| | 3 | | Jones, Herbert vs Penn State (12/21/18) |
| | 3 | | Jones, Herbert vs Liberty (12/18/18) |
| | 3 | | Lewis Jr., Kira vs Ball State (11/16/18) |
| Blocked Shots | 4 | | Hall, Donta vs Texas A&M (1/12/19) |
| | 4 | | Hall, Donta vs Liberty (12/18/18) |
| Turnovers | 6 | | Ingram, Dazon vs Murray State (11/26/18) |
| | 5 | | Lewis Jr., Kira vs Mississippi State (1/29/19) |
| | 5 | | Ingram, Dazon vs Kentucky (1/5/19) |
| | 5 | | Jones, Herbert vs Murray State (11/26/18) |
| | 5 | | Mack, Tevin vs Southern (11/6/18) |
| Fouls | 5 | | Jones, Herbert at Baylor (1/26/19) |
| | 5 | | Jones, Herbert vs Texas A&M (1/12/19) |
| | 5 | | Norris, Riley vs Texas A&M (1/12/19) |
| | 5 | | Norris, Riley at LSU (1/8/19) |
| | 5 | | Ingram, Dazon vs Liberty (12/18/18) |
| | 5 | | Ingram, Dazon at UCF (11/29/18) |

2018-19 PLAYER HIGHS/LOWS



2018-19 Alabama Men's Basketball
Alabama Opponent High/Low Analysis (as of Jan 29, 2019)
All games

**OPPONENT INDIVIDUAL GAME HIGHS**

| | | | |
|--------------------------|-------|---------|--|
| Points | 38 | | Morant, Ja vs Murray State (11/26/18) |
| | 26 | | McDUFFIE, Markis vs Wichita State (11/18/18) |
| | 24 | | Taylor, B.J. at UCF (11/29/18) |
| | 23 | | HOMESLEY, Caleb vs Liberty (12/18/18) |
| | 23 | | Simonds, D'Marcus vs Georgia State (12/4/18) |
| Field Goals Made | 16 | | Morant, Ja vs Murray State (11/26/18) |
| | 10 | | Nebo, Josh vs Texas A&M (1/12/19) |
| Field Goal Att. | 29 | | Morant, Ja vs Murray State (11/26/18) |
| | 24 | | Simonds, D'Marcus vs Georgia State (12/4/18) |
| FG Pct (min 5 made) | 1.000 | (5-5) | Buttrick, Trent vs Penn State (12/21/18) |
| | .875 | (7-8) | JAMES, Scottie vs Liberty (12/18/18) |
| 3-Point FG Made | 5 | | HOMESLEY, Caleb vs Liberty (12/18/18) |
| | 5 | | Shabazz, Ronshad vs Appalachian State (11/11/18) |
| 3-Point FG Att. | 10 | | HOMESLEY, Caleb vs Liberty (12/18/18) |
| | 9 | | SMITH, Mark at Mizzou (1/16/19) |
| | 9 | | Randolph, Brandon vs Arizona (12/9/18) |
| 3-Pt FG Pct (min 4 made) | 1.000 | (4-4) | Pusica, Vasa vs Northeastern (11/15/18) |
| | .714 | (5-7) | Shabazz, Ronshad vs Appalachian State (11/11/18) |
| Free Throws Made | 10 | | Dawkins, Aubrey at UCF (11/29/18) |
| | 10 | | Ray, Aaron vs Southern (11/6/18) |
| Free Throw Att. | 12 | | Flagg, Savion vs Texas A&M (1/12/19) |
| | 12 | | Ray, Aaron vs Southern (11/6/18) |
| FT Pct (min 5 made) | 1.000 | (10-10) | Dawkins, Aubrey at UCF (11/29/18) |
| | 1.000 | (6-6) | Simonds, D'Marcus vs Georgia State (12/4/18) |
| | 1.000 | (5-5) | Jones, Myreon vs Penn State (12/21/18) |
| Rebounds | 13 | | K. Bigby-Williams at LSU (1/8/19) |
| | 13 | | Johnson, Isaac vs Appalachian State (11/11/18) |
| Assists | 7 | | Bone, Jordan at Tennessee (1/19/19) |
| | 7 | | Tremont Waters at LSU (1/8/19) |
| Steals | 4 | | Buchanan, Shaq vs Murray State (11/26/18) |
| | 3 | | Q Weatherspoon vs Mississippi State (1/29/19) |
| | 3 | | Marlon Taylor at LSU (1/8/19) |
| | 3 | | Johnson, Keldon vs Kentucky (1/5/19) |
| | 3 | | Hagans, Ashton vs Kentucky (1/5/19) |
| | 3 | | Shannon Bogues at SFA (12/30/18) |
| | 3 | | Jones, Myreon vs Penn State (12/21/18) |
| | 3 | | Coleman, Justin vs Arizona (12/9/18) |
| | 3 | | Wilson, Damon vs Georgia State (12/4/18) |
| | 3 | | ECHENIQUE, Jaime vs Wichita State (11/18/18) |
| | 3 | | Pusica, Vasa vs Northeastern (11/15/18) |
| Blocked Shots | 5 | | Alexander, Kyle at Tennessee (1/19/19) |
| | 5 | | K. Bigby-Williams at LSU (1/8/19) |
| Turnovers | 10 | | Morant, Ja vs Murray State (11/26/18) |
| | 6 | | Shabazz, Ronshad vs Appalachian State (11/11/18) |
| Fouls | 5 | | Tyson Carter vs Mississippi State (1/29/19) |
| | 5 | | Davis, Terence vs Ole Miss (1/22/19) |
| | 5 | | Williams, Grant at Tennessee (1/19/19) |
| | 5 | | Naz Reid at LSU (1/8/19) |
| | 5 | | CUFFEE, Elijah vs Liberty (12/18/18) |
| | 5 | | Brown, Tevin vs Murray State (11/26/18) |
| | 5 | | Williams, O'Showen vs Appalachian State (11/11/18) |
| | 5 | | Johnson, Tyrell vs Appalachian State (11/11/18) |
| | 5 | | Umude, Sydney vs Southern (11/6/18) |



0 Donta Hall

SENIOR
F • 6-9 • 230 • Luverne, Ala.
Luverne HS



1 Riley Norris

GRADUATE
G/F • 6-7 • 212 • Albertville, Ala.
Albertville HS




2 Kira Lewis Jr.

FRESHMAN
G • 6-3 • 167 • Meridianville, Ala.
Hazel Green HS



3 Alex Reese

SOPHOMORE
F • 6-9 • 238 • Pelham, Ala.
Pelham HS



4 Daniel Giddens

JUNIOR
F • 6-11 • 247 • Mableton, Ga.
Oak Hill Academy/Ohio State



5 Avery Johnson Jr.

GRADUATE
G • 5-11 • 187 • Houston, Texas
Plano West HS/Texas A&M



10 Herbert Jones

SOPHOMORE
G • 6-7 • 206 • Greensboro, Ala.
Hale County HS



12 Dazon Ingram

JUNIOR
G • 6-5 • 210 • Theodore, Ala.
Theodore HS



13 Javian Davis-Fleming

FRESHMAN
F • 6-9 • 268 • Canton, Miss.
Canton HS




15 Tyler Barnes

SOPHOMORE
F • 6-8 • 205 • Louisville, Ky
St. Xavier HS



21 Britton Johnson

FRESHMAN
G • 6-4 • 182 • Mountain Brook, Ala.
Mountain Brook HS



22 Diante Wood

SOPHOMORE
G • 6-4 • 206 • Anniston, Ala.
Sacred Heart Catholic HS



23 John Petty Jr.

SOPHOMORE
G • 6-5 • 197 • Huntsville, Ala.
Mae Jamison HS



24 Lawson Schaffer

SENIOR
G • 5-11 • 168 • Cullman, Ala.
Cullman HS



30 Galin Smith

SOPHOMORE
F • 6-9 • 235 • Clinton, Miss.
Clinton HS



34 Tevin Mack

JUNIOR
F • 6-6 • 225 • Columbia, S.C.
Dreher HS/Texas



Avery Johnson

HEAD COACH
4th Season
Southern, 1988



John Pelphrey

ASSOC. COACH
3rd Season
Kentucky, 1991



Antoine Pettway

ASST. COACH
11th Season
Alabama, 2004



Yasir Rosemond

ASST. COACH
2nd Season
Oregon, 2003