



# 2019-20 AUBURN WOMEN'S BASKETBALL

AUBURN ATHLETICS COMMUNICATIONS: 392 SOUTH DONAHUE DRIVE || AUBURN, AL 36830 || AUBURNTIGERS.COM || @AUBURNWBB

2019-20 SCHEDULE/RESULTS  
3-4, 0-0 SEC

DATE	OPPONENT	TIME/TV/RESULT
Nov. 6	<b>WOFFORD</b>	W 84-82
Nov. 14	<b>OLD DOMINION</b>	L 77-89
Nov. 21	at UAB	L 75-80
Nov. 24	<b>ST. JOSEPH'S</b>	W 66-62
Nov. 29	1-vs. Middle Tennessee	L 50-73
Nov. 30	1-vs. Dayton (OT)	W 76-74
Dec. 1	1-vs. Drake	L 82-83
Dec. 4	at South Alabama	ESPN+ 7 pm
Dec. 7	2-at TCU	2 pm
Dec. 15	<b>BETHUNE-COOKMAN</b>	+ 2 pm
Dec. 28	<b>JACKSONVILLE STATE</b>	+ 2 pm
Jan. 2	*at Vanderbilt	SECN 7:30 pm
Jan. 5	* <b>ARKANSAS</b>	SECN 1 pm
Jan. 9	* <b>FLORIDA</b>	+ 6 pm
Jan. 12	* <b>ALABAMA</b>	+ 2 pm
Jan. 19	*at Georgia	ESPNU 1 pm
Jan. 23	* <b>OLE MISS</b>	+ 6 pm
Jan. 27	*at Kentucky	SECN 6 pm
Jan. 30	*at Mississippi State	+ 7 pm
Feb. 2	* <b>VANDERBILT</b>	+ 2 pm
Feb. 9	*at Alabama	SECN 2 pm
Feb. 13	*at South Carolina	SECN 6 pm
Feb. 16	* <b>LSU</b>	SECN 4 pm
Feb. 20	* <b>MISSISSIPPI STATE</b>	SECN 8 pm
Feb. 23	*at Texas A&M	ESPN2 3 pm
Feb. 27	*at Missouri	+ 7 pm
Mar. 1	* <b>TENNESSEE</b>	SECN 2 pm
Mar. 4-8	SEC Tournament	Greenville
M20-23	NCAA First-Second Rounds	TBD
M27-30	NCAA Regionals	TBD
Apr 3-5	Women's Final Four	New Orleans

All times Central. Home Games in **BOLD CAPS**.  
1 - Gulf Coast Showcase (Estero, Fla.)  
2 - SEC/Big 12 Challenge  
+ = SEC Network+ / ESPN3.com

### AUBURN ATHLETICS COMMUNICATIONS

KIRK SAMPSON..... Associate AD  
..... kirk@auburn.edu  
WES TODD ..... Assistant Director/WBB Contact  
..... wlt0006@auburn.edu  
..... C: 334-750-5682

Web..... AuburnTigers.com  
Twitter..... @AuburnWBB  
Facebook..... /AuburnWBB  
Instagram..... @AuburnWBB  
Office Phone ..... (334) 844-9800



## GAME

# 8

## at South Alabama (3-4)

Wednesday, Dec. 4, 2019 • 7 p.m. CT



Site ..... Mobile, Ala.  
 Venue ..... Mitchell Center (10,000)  
 TV ..... ESPN+  
 Radio ..... WTGZ 93.9 FM (Brit Bowen)  
 Audio Webcast ..... AuburnTigers.com/watch  
 Live Stats ..... statbroadcast.com  
 Twitter ..... @AuburnWBB  
 Series Record ..... Auburn leads 39-2  
 at Mobile ..... Auburn leads 16-1  
 Last Meeting ..... Auburn 75, South Alabama 70 (Dec. 2, 2010, at Auburn)

### GAMEDAY BREAKDOWN






#### AUBURN TIGERS

Rankings..... AP: NR | Coaches: NR  
 2019-20 Record..... 3-4  
 SEC..... 0-0  
 Home ..... 2-1  
 Away ..... 0-1  
 Neutral ..... 1-2  
 Streak..... L1  
 Head Coach..... Terri Williams-Flournoy  
 Record at AU (Yrs.)..... 127-105 (8th)  
 Overall Record (Yrs.)..... 270-209 (16th)  
 Record vs. South Alabama..... 0-0

#### USA JAGUARS

Rankings..... AP: NR | Coaches: NR  
 2019-20 Record..... 3-4  
 Sun Belt ..... 0-0  
 Home ..... 3-3  
 Away ..... 0-1  
 Neutral ..... 0-0  
 Streak..... W2  
 Head Coach..... Terry Fowler  
 Record at USA (Yrs.)..... 88-107 (7th)  
 Overall Record (Yrs.)..... 295-285 (21st)  
 Record vs. Auburn..... 0-0

### AUBURN PROJECTED STARTERS (based on last game)

				
<b>DAISA ALEXANDER</b> G • SR • 5-8 Decatur, Ga.	<b>BROOKE MOORE</b> G • SO • 5-7 Atlanta, Ga.	<b>KIYAE' WHITE</b> F • R-SO • 6-2 Macungie, Pa.	<b>LAUREN HANSEN</b> G • FR • 5-8 Long Island, N.Y.	<b>UNIQUE THOMPSON</b> F • JR • 6-3 Theodore, Ala.
PPG: 17.0	PPG: 10.4	PPG: 4.9	PPG: 10.0	PPG: 18.0
RPG: 3.1	RPG: 1.9	RPG: 4.9	RPG: 1.8	RPG: 12.3
APG: 2.2	APG: 1.3	APG: 0.7	APG: 1.5	APG: 1.6

### OFF THE BENCH

No.	Pos.	Name	Ht.	Year	PPG	RPG	Hometown
1	G	Robyn Benton	5-9	So.	--	--	Atlanta, Ga.
2	G	Sania Wells	5-7	Fr.	1.8	0.8	Moss Point, Miss.
3	G	Annie Hughes	5-9	Fr.	5.4	2.0	Dutton, Ala.
*14	F	Jala Jordan	6-2	So.	--	--	Philadelphia, Pa. (WVU)
*23	G	Honesty Scott-Grayson	5-9	So.	--	--	Brick, N.J. (Baylor)
24	F/G	Erin Howard	6-1	So.	4.1	4.7	Madison, Wis.
30	G	Morgan Robinson-Nwagwu	5-8	Fr.	1.0	1.7	Norcross, Ga.
35	F	Natalie Kelly	6-3	So.	0.8	0.0	Albany, La.

\*ineligible for 2019-20 season per NCAA transfer rules

Head Coach: Terri Williams-Flournoy

Assistants: Ty Evans, La'Keshia Frett Meredith, Clarisse Garcia

#WarEagle  
#TeamOfExcellence



AuburnTigers.com



@AuburnWBB | @AuburnTigers  
@AUCoachFlo



/AuburnWBB  
/AuburnTigers

**TEAM SCHEDULE AND MEDIA AVAILABILITY >> DECEMBER 2-8** (times Central unless noted otherwise)

MONDAY December 2	TUESDAY December 3	WEDNESDAY December 4	THURSDAY December 5	FRIDAY December 6	SATURDAY December 7	SUNDAY December 8
<b>TRAVEL</b> Return to Auburn	<b>PRACTICE</b> 2-4 p.m. Auburn Arena	<b>GAME</b> 7 pm Auburn at South Alabama	<b>PRACTICE</b> 2:30-6 p.m. Auburn Arena	<b>PRACTICE</b> 9-11 a.m. Auburn Arena	<b>GAME</b> 2 p.m. Auburn at TCU	<b>TRAVEL</b> Return to Auburn
<b>PRACTICE</b> Upon return Auburn Arena	<b>TRAVEL</b> to Mobile, Ala.	<b>Return to Auburn</b>	<b>Coach Flo on Tiger Talk</b>	<b>TRAVEL</b> to Fort Worth, Texas		

**AUBURN ATHLETICS COMMUNICATIONS**

**QUICK FACTS**

**AUBURNTIGERS.COM**

For updated game notes, statistics and all the latest information on Auburn basketball and gameday activities, go to AuburnTigers.com.

**INTERVIEW POLICIES**

- Coach Williams-Flournoy, assistant coaches and selected athletes are available for phone and personal interviews by contacting Wes Todd in the athletic communications office.
- Following home games, interviews with Coach Flo and selected players will be conducted in the media room following a 10-minute cooling-off period. Visiting coaches and players, if requested, will be available first.
- Interviews following road contests will be conducted in accordance with the home team's media policies.
- Practices are generally closed to the public, but media may cover practice with advance notice.**

**CREDENTIALS**

Anyone wishing to cover Auburn women's basketball should contact Wes Todd in the communications office at least one day in advance in order to make the proper arrangements. Game credentials will be held at media will call, located inside the scholarship entrance at Auburn Arena. Parking passes are not needed.

**GAME DAY SERVICES**

Notes for both teams and flip cards will be provided prior to the game. Stats will be distributed at halftime and after the game. Wireless internet is available in the Arena.

**VIDEO SERVICES**

FTP feeds of selected Auburn basketball highlights are available for the media. A number of studio and satellite services may be arranged for electronic media by calling War Eagle Productions at 334-750-4345.

**COMMUNICATIONS STAFF**

- Wes Todd Women's Basketball contact  
cell: 334-750-5682  
email: wlt0006@auburn.edu
- Grant Keith Student assistant/WBB  
email: gak0005@auburn.edu
- Kirk Sampson Associate AD  
cell: 334-750-1385  
email: sampska@auburn.edu

**GENERAL INFORMATION**

Location..... Auburn, Ala.  
Founded .....1856  
Enrollment.....30,440  
Nickname ..... Tigers  
Colors..... Burnt Orange and Navy Blue  
Facility (Capacity) ..... Auburn Arena (9,121)  
Interim President..... Dr. Jay Gogue  
Director of Athletics ..... Allen Greene  
Sr. Assoc. AD/SWA..... Monique Holland

**WOMEN'S BASKETBALL HISTORY**

First Year of Women's Basketball .....1971  
All-Time Record (Years).....938-483 (49th)  
All-Time SEC Record (since 1981) .....236-236  
All-Time Home Record .....435-119  
at Auburn Arena (since 2010).....88-48  
NCAA Tournament Appearances.....21  
Last NCAA App./Result.....2019 - First Round  
SEC Regular-Season Championships .....5  
.....1981, 1987, 1988, 1989, 2009  
SEC Tournament Championships.....4  
.....1981, 1987, 1990, 1997

**COACHING & SUPPORT STAFF**

Head Coach..... Terri Williams-Flournoy  
Alma Mater, Year ..... Penn State, 1991  
Overall Record .....270-209 (.564) / 16th year  
Auburn Record .....127-105 (.547) / 8th year  
Associate Head Coach (Year at Auburn) ..... Ty Evans (8th)  
Alma Mater, Year ..... Wisconsin-Whitewater (1995)  
Assistant Coach (Year) ..... La'Keshia Frett Meredith (1st)  
Alma Mater, Year ..... Georgia (1997)  
Assistant Coach (Year at Auburn) ..... Clarisse Garcia (4th)  
Alma Mater, Year ..... Villanova (2007)  
Strength & Conditioning Coach ..... Lee Taylor  
Director of Basketball Operations ..... Bianca Webb  
Director of Basketball Services ..... Justin Peak  
Special Asst. to the Head Coach ..... Reneisha Hobbs  
Athletic Trainer..... Catherine Gordon  
Grad. Student Mgrs ..... Anthony Evans, Rebecca Walthall

**GAMEDAY EXPERIENCE: AUBURN ARENA**

>> Auburn Arena is in its 10th season as home of Auburn Basketball. The Tigers are 88-48 since moving to the Arena in 2010-11. The facility seats 9,121 for basketball and also hosts Auburn volleyball and gymnastics.



**TEAM INFORMATION**

2018-19 Record ..... 22-10  
2018-19 SEC Record ..... 9-7  
SEC Finish..... T-6th  
Starters Returning/Lost .....3/2  
Letterwinners Returning/Lost .....7/4  
Newcomers..... 6

# AUBURN TIGERS

Overall: 3-4 SEC: 0-0

Head Coach: Terri Williams-Flournoy (8th Season)

Daisa Alexander - DAY-zha  
 Jala Jordan - JAY-lah  
 Maliya Perry - ma-LEE-uh  
 Morgan Robinson-Nwagwu - wah-GOO

Sania Wells - sa-NYE-uh  
 Kiyae' White - kye-YAY  
 Terri Williams-Flournoy - Fluh-NOY

			Pts	Reb	Ast	Stl	Blk		
0	<b>DAISA ALEXANDER</b> G • 5-8 • Sr. • Decatur, Ga. • Southwest DeKalb HS	Season High	24	6	2	4	-	<b>LAST GAME (vs. Drake):</b> 24 pts, 4 ast, 3 reb, 3 stl, 6-6 FT • Preseason All-SEC Second Team (coaches) • 5th in SEC in scoring; 4th in steals • 4 20+ point games this year; 15 career • Career-high 25 pts at Indiana (12/3/17)	
		Career High	25	8	8	7	2		
		PPG	17.0	3.1	3.0	.432	.385		.750
		19-20	17.0	3.1	3.0	.432	.385		.750
1	<b>ROBYN BENTON</b> G • 5-9 • So. • Atlanta, Ga. • Greater Atlanta Christian	Season High	-	-	-	-	-	<b>LAST GAME (vs. Drake):</b> DNP • 2019 SEC All-Freshman Team • Has missed first 7 games with injury • Avg. 5.8 ppg in '19; 4th among SEC freshmen • Sister of former Tenn. football player Inky Johnson	
		Career High	16	5	3	4	1		
		PPG	-	-	-	-	-		-
		19-20	-	-	-	-	-		-
2	<b>SANIA WELLS</b> G • 5-7 • Fr. • Moss Point, Miss. • East Central HS	Season High	4	3	3	1	-	<b>LAST GAME (vs. Drake):</b> 2 pts, 1 ast, 2-2 FT • Scored 4 points in Auburn debut at UAB • Ranked as #27 PG nationally by ESPN • USA Today All-Mississippi Team • Avg. 27 pts, 5 rebs, 4 stls as HS senior	
		Career High	4	3	3	1	-		
		PPG	1.8	0.8	0.8	.286	.000		.833
		19-20	1.8	0.8	0.8	.286	.000		.833
3	<b>ANNIE HUGHES</b> G • 5-9 • Fr. • Dutton, Ala. • Pisgah HS	Season High	12	4	4	3	-	<b>LAST GAME (vs. Drake):</b> 5 pts, 2-3 FG • 3rd AU frosh to start debut since '12 (Thompson, Frerking) • 2019 Alabama Miss Basketball; 1st at AU since W. Boddie • Led Pisgah HS to back-to-back 3A state titles • Avg. 21.4 pts, 7.0 rebs, 4.2 asts, 3.5 stls as HS senior	
		Career High	12	4	4	3	-		
		PPG	5.4	2.0	0.9	.500	.400		.571
		19-20	5.4	2.0	0.9	.500	.400		.571
5	<b>BROOKE MOORE</b> G • 5-7 • So. • Atlanta, Ga. • Henry County HS	Season High	18	4	2	4	1	<b>LAST GAME (vs. Drake):</b> 5 pts, 3 reb, 2 ast, 1 stl • Began career 21-of-21 FTs; missed first vs. SJU • Season-high 18 points, career-high 4 steals vs. Dayton • Career-high 23 pts, 5 3FG vs. Alabama St. (12/29/18) • Made 4 3FG vs. Elon as AU set single-game 3FG record	
		Career High	23	4	3	4	1		
		PPG	10.4	1.9	1.4	.316	.233		.765
		19-20	10.4	1.9	1.4	.316	.233		.765
10	<b>KIYAE' WHITE</b> F • 6-2 • R-So. • Macungie, Pa. • Emmaus HS	Season High	12	11	4	1	1	<b>LAST GAME (vs. Drake):</b> 6 pts, 3 reb, 2-2 FG, 2-2 FT • Career-high 12 pts, 6-8 FT vs. St. Joseph's • Career-high 11 rebs, 4 asts in 1st career start vs. Wofford • Played in 29 games as redshirt freshman in '19 • Redshirted '17-18 while rehabbing knee injury	
		Career High	12	11	4	1	1		
		PPG	4.9	4.9	0.4	.440	-		.571
		19-20	4.9	4.9	0.4	.440	-		.571
13	<b>LAUREN HANSEN</b> G • 5-8 • Fr. • Long Island, N.Y. • Ward Melville HS	Season High	24	6	4	4	-	<b>LAST GAME (vs. Drake):</b> 24 pts, 4 ast, 7-14 3FG • Career-hi 24 pts, 7-14 3FG vs. Drake • 7 3FG vs. Drake most for AU player since 1/1/17 • Made Auburn debut vs. ODU; missed 1st game w/ injury • Ranked as #71 overall prospect, #20 guard by ESPN	
		Career High	24	6	4	4	-		
		PPG	10.0	1.8	1.5	.400	.438		.750
		19-20	10.0	1.8	1.5	.400	.438		.750
14	<b>JALA JORDAN</b> F • 6-2 • So. • Philadelphia, Pa. • West Virginia							• Will redshirt this season after transfer from WVU • Appeared in 25 games as freshman at WVU • Ranked #14 wing in class of '18 by ESPN	
20	<b>UNIQUE THOMPSON</b> F • 6-3 • Jr. • Theodore, Ala. • Faith Academy	Season High	25	19	5	2	2	<b>LAST GAME (vs. Drake):</b> 12 pts, 11 reb, 4 stl • Preseason All-SEC Second Team (coaches/media) • Leads SEC in rebounds, 3rd in scoring • 27 career double-doubles, 1-5th in AU history • Only D-I player w/ double-double in every game this year	
		Career High	29	19	5	4	6		
		PPG	19.0	12.5	1.2	.661	-		.667
		19-20	19.0	12.5	1.2	.661	-		.667
23	<b>HONESTY SCOTT-GRAYSON</b> G • 5-9 • So. • Brick, N.J. • Baylor							• Will redshirt this season after transfer from Baylor • Appeared in 28 games as frosh at Baylor; avg. 2.5 ppg • 2018 McDonald's All-American • Bronze medal w/ USA Basketball U16 Team in '16 • Ranked as #20 overall prospect, #3 guard by ESPN	
24	<b>ERIN HOWARD</b> F/G • 6-1 • So. • Madison, Wis. • Madison East HS	Season High	9	7	3	3	2	<b>LAST GAME (vs. Drake):</b> 2 pts, 5 reb, 2 blk, 1 stl • Tip-in at buzzer vs. Dayton to force OT (11/30) • Appeared in 31 games as freshman, started 17 • Avg. 3.5 pts, 2.9 rebs as freshman in '19 • Career-high 12 pts vs. Missouri (2/24/19)	
		Career High	12	8	5	3	3		
		PPG	4.1	4.7	1.2	.324	.182		.333
		19-20	4.1	4.7	1.2	.324	.182		.333
30	<b>MORGAN ROBINSON-NWAGWU</b> G • 5-8 • Fr. • Norcross, Ga. • Norcross HS	Season High	2	4	3	1	1	<b>LAST GAME (vs. Drake):</b> 2 pts, 1 reb, 3 ast, 1 stl • Scored first AU points at UAB (11/21) • Season-high 3 ast vs. Drake; 3rd on AU w/ 10 assists • Ranked as No. 28 guard by ESPN • 1st-team all-state; regional player of the year	
		Career High	2	4	3	1	1		
		PPG	1.0	1.7	1.4	.150	-		.250
		19-20	1.0	1.7	1.4	.150	-		.250
35	<b>NATALIE KELLY</b> F • 6-3 • So. • Albany, La. • Albany HS	Season High	3	-	-	-	-	<b>LAST GAME (vs. Drake):</b> Played 2 minutes • Scored career-high 3 pts vs. St. Joseph's • Appeared in 12 games as freshman • Scored first collegiate FG vs. UL-Lafayette (11/25) • Career-high 3 rebs vs. Samford, Alabama St.	
		Career High	3	-	-	-	-		
		PPG	0.8	0.0	0.0	1.000	-		.500
		19-20	0.8	0.0	0.0	1.000	-		.500

Inside the Matchup

**Auburn vs. South Alabama 39-2 (.951)**

In Auburn: 19-0

--At Auburn Arena: 1-0

In Mobile: 16-1

Neutral Sites: 4-1

Trend: Auburn has won the last 24 meetings

1971-72	W	50-32	Mobile, Ala.
1971-72	W	50-26	Auburn
Dec. 11, 1975	W	106-71	Auburn
Feb. 7, 1976	W	70-64	Mobile, Ala.
Feb. 21, 1976	W	82-47	Troy, Ala.
Jan. 15, 1977	W	62-36	Auburn
Feb. 12, 1977	W	48-33	Mobile, Ala.
Feb. 25, 1977	W	62-46	Tuscaloosa, Ala.
Jan. 7, 1978	W	72-35	Auburn
Feb. 3, 1978	W	80-48	Mobile, Ala.
Feb. 25, 1978	W	96-48	Jacksonville, Ala.
Nov. 18, 1978	W	89-54	Mobile, Ala.
Jan. 11, 1979	W	75-48	Auburn
Feb. 22, 1979	W	80-59	Troy, Ala.
Dec. 17, 1979	W	80-65	Auburn
Jan. 25, 1980	L	68-70	Mobile, Ala.
Feb. 23, 1980	L	60-66	Jacksonville, Ala.
Jan. 9, 1981	W	71-60	Mobile, Ala.
Feb. 7, 1981	W	68-43	Auburn
Dec. 4, 1981	W	89-48	Auburn
Feb. 6, 1982	W	76-60	Mobile, Ala.
Jan. 22, 1983	W	87-57	Auburn
Jan. 10, 1984	W	80-61	Mobile, Ala.
Feb. 15, 1985	W	69-54	Auburn
Feb. 15, 1986	W	75-57	Mobile, Ala.
Dec. 6, 1986	W	95-75	Auburn
Feb. 22, 1988	W	68-55	Mobile, Ala.
Feb. 14, 1989	W	82-61	Auburn
Jan. 3, 1990	W	77-68	Mobile, Ala.
Jan. 15, 1991	W	86-48	Auburn
Jan. 21, 1992	W	82-53	Mobile, Ala.
Feb. 5, 1993	W	84-41	Auburn
Feb. 23, 1994	W	85-61	Mobile, Ala.
Feb. 22, 1995	W	85-63	Auburn
Dec. 3, 1995	W	69-52	Mobile, Ala.
Jan. 14, 1997	W	89-56	Auburn
Feb. 17, 1998	W	83-46	Mobile, Ala.
Feb. 16, 1999	W	89-50	Auburn
Mar. 19, 2003	W	77-53	Auburn
Dec. 20, 2009	W	71-50	Mobile, Ala.
Dec. 2, 2010	W	75-70	Auburn

**Auburn Women's Basketball Quick Hitters**

- This is the 42nd all-time meeting between Auburn and South Alabama in women's basketball
- Auburn is 39-2 against the Jaguars, including a 16-1 record in games played at Mobile
- Auburn has won 24 straight against South Alabama dating back to 1981
- This is the first meeting since 2010, when the Tigers won 75-70 at Auburn Arena
- Freshman Lauren Hansen hit 7 3-pointers vs. Drake, one shy of the Auburn single-game record and the most by an Auburn player since Brandy Montgomery made 7 3-pointers at Florida on Jan. 1, 2017
- Hansen scored 24 points in the game, a career-high and the most by an Auburn freshman since Unique Thompson scored 29 at Louisiana-Lafayette on Dec. 8, 2017
- Auburn's 13 3-pointers vs. Drake (12/1) tied for the second-most in program history, one shy of the school record (14) set at Drake on Dec. 22 of last season
- Unique Thompson has seven double-doubles in seven games this year, which is tied for the NCAA lead; she has 27 career double-doubles, which ranks tied for 5th in Auburn history
- Thompson is the only player in NCAA Division I with a double-double in every game her team has played this year
- Going back to the final game of 2018-19, Thompson has double-doubles in eight straight games, the second-longest streak in program history (Lauretta Freeman, 18 in 1992-93)
- Thompson was named SEC Player of the Week on Nov. 26 after averaging 20.5 points and 15.0 rebounds in Auburn's two games vs. UAB and St. Joseph's
- Thompson's 643 career rebounds rank 2nd among active SEC players and 17th in Auburn history
- Daisa Alexander is fifth in the SEC in scoring (17.0 ppg) and fourth in steals (3.0/game) (as of Dec. 2)
- Alexander's 184 career steals rank second among active SEC players; her 961 points are 7th among active players
- Lauren Hansen and Annie Hughes both drew starts as true freshmen in the first three games of the season
- Auburn won its season opener over Wofford 84-82; its 41st straight win in a home opener
- Against Wofford, Unique Thompson (25 pts) and Daisa Alexander (22 pts) gave Auburn its first game with two 20-point scorers since an overtime win over North Carolina last season (Dec. 21, 2018, in Myrtle Beach)
- Auburn is in its 49th season of women's basketball and has 939 program wins
- Auburn returns three starters and seven letterwinners from 2018-19 while welcoming six newcomers to the team
- Auburn is one of two programs nationwide with two or fewer upperclassmen on the roster; 11 of the 13 players on the roster are freshmen or sophomores
- Last season, the Tigers went 22-10 overall, 9-7 in SEC play and advanced to the NCAA Tournament for the third time in four years
- Senior guard Daisa Alexander (coaches) and junior forward Unique Thompson (coaches & media) were named Preseason All-SEC (2nd team)

**Moving On Up (Auburn Career Milestone Watch) . . .**

- **Unique Thompson** is tied for 5th in career double-doubles with 27; needs 2 to tie for 4th (Le'Coe Willingham, 29)
- **Unique Thompson** is 17th in career rebounds with 643, needs 10 to tie for 16th (Mae Ola Bolton, 653)
- **Daisa Alexander** is 9th in career 3-point FG made with 112; needs 35 to tie for 8th (Katie Frerking, 147)
- **Daisa Alexander** is 10th in career 3-point attempts with 324; needs 8 to tie for 9th (Shana Askew, 332)
- **Daisa Alexander** needs 41 points for 1,000 in her career

Inside the Numbers



CATEGORY	AUBURN	SOUTH ALABAMA
Points Per Game	72.9	72.6
Scoring Margin	-4.7	+2.1
Field Goal %	42.4%	39.2%
Opp. Field Goal %	47.4%	38.1%
3 pt Field Goal %	31.6%	30.5%
Opp. 3FG %	38.3%	31.4%
Rebounds	35.6	43.0
Opp. Rebounds	31.1	45.1
Rebound Margin	+4.4	-2.1
Turnovers	16.3	16.4
Opp. Turnovers	16.6	16.6
Steals	10.4	8.0
Opp. Steals	7.6	10.4
Blocks	2.0	5.1
Opp. Blocks	2.7	4.4

INDIVIDUAL CATEGORY LEADERS

Auburn	South Alabama
Unique Thompson - 18.0	Antoinette Lewis - 16.9
Unique Thompson - 12.3	Antoinette Lewis - 12.0
Unique Thompson - 2.2	Shaforia Kines - 3.3
Daisa Alexander - 3.0	Shaforia Kines - 1.7
Erin Howard - 0.7	Antoinette Lewis - 2.7
Unique Thompson - 31.9	Savannah Jones - 34.9
Unique Thompson - .647	Shaforia Kines - .507
Lauren Hansen - .438	Savannah Jones - .377
Daisa Alexander - .750	Shaforia Kines - .758



**OPENING TIP**

- » Auburn continues a nine-day, five-game road swing with a trip to Mobile to face South Alabama at 7 p.m. CT Wednesday.
- » Auburn is 3-4 after a 1-2 weekend at the Gulf Coast Showcase where the Tigers defeated Dayton but fell to Middle Tennessee and Drake.
- » South Alabama is also 3-4; the Jaguars have won their last two games, defeating Mobile and Tennessee State at home.

**LAST TIME OUT**

- » Auburn got huge offensive efforts from Daisa Alexander and Lauren Hansen, but the Tigers came up just short in a wild game with Drake Sunday afternoon, falling 83-82 in the fifth-place game of the Gulf Coast Showcase.
- » The Tigers (3-4) trailed by as many as 11, led by as many as 11, and saw 13 ties and 12 lead changes in an incredibly entertaining game. But a pair of free throws for Drake (6-2) with 7.8 seconds left, coupled with two misses at the other end, left Auburn behind as the clock expired.
- » Alexander and Hansen each scored 24 points, a career-high for Hansen and one shy of it for Alexander. Hansen made seven 3-pointers on the day, one shy of tying the Auburn single-game record and the most since Brandy Montgomery hit seven at Florida on Jan. 1, 2017. Both players also finished with four assists, and Alexander added three steals.
- » Unique Thompson kept her double-double streak alive with a 12-point, 11-rebound effort that also included four steals. She is now 7-for-7 on the year with eight straight double-doubles dating back to the final game of last season.

**UP NEXT**

- » Auburn will wrap up the season-long road swing with a trip to Fort Worth, Texas, to face TCU as part of the Big 12/SEC Challenge. Game time is 2 p.m. CT Saturday for Auburn's final road non-conference game of the season.

**AN AUBURN WIN WOULD...**

- » Get Auburn back to .500 overall.
- » Be Auburn's 25th straight win over South Alabama, dating back to 1981.
- » Improve Auburn to 256-64 all-time against in-state opponents.

**AUBURN-SOUTH ALABAMA SERIES**

- » This is the 42nd meeting between Auburn and South Alabama in women's basketball. Auburn is 39-2 all-time against the Jaguars and has won 24 straight, dating back to 1981.
- » South Alabama is Auburn's most-played non-conference opponent with 41 previous meetings. The next-closest are Troy and UAB, who Auburn has faced 36 times each.

**LAST MEETING: Dec. 2, 2010****Auburn 75, South Alabama 70**

- » Alli Smalley scored a team-high 15 points, followed by a career-high 13 from freshman Jassany Williams as Auburn pulled out the 75-70 win over in-state rival South Alabama. The win was the 24th win in a row for the Tigers over the Jaguars.
- » Auburn led by 11 at the half, but saw the lead slip away with South Alabama taking the lead with 14:03 left in the game. The Tigers bounced back, building its lead back to 10 before taking the

five-point win. The Tigers again used their defense to pull out the win, using nine steals to force 17 South Alabama turnovers, scoring 17 points off the turnovers. The Tigers also blocked six shots.

**SCOUTING SOUTH ALABAMA**

- » South Alabama is 3-4 on the season but has won its last two games, defeating Mobile and Tennessee State at home.
- » The Jaguars were picked to finish fourth in the Sun Belt by the league's coaches. They average 72.6 points per game and give up 70.4 per game.
- » Antoinette Lewis leads the Jaguars in scoring (16.9 ppg) and rebounding (12.0 rpg), and she is the nation's leader in free throw attempts (68) and is ninth in offensive rebounds per game (5.1).

**SCOUTING AUBURN**

- » The Tigers are among the most inexperienced teams in the country with just two upperclassmen on their 13-player roster. With four freshmen and seven sophomores, Auburn is one of just eight teams nationwide with three or fewer upperclassmen on its roster.
- » Junior forward Unique Thompson has seven double-doubles through seven games, averaging 18.0 points and 12.3 rebounds; she is the leading rebounder and third-leading scorer in the Southeastern Conference. She has 27 career double-doubles, which ranks 5th in Auburn history and second among active SEC players.
- » Thompson averaged a double-double (12.2 points, 10.3 rebounds) as a sophomore. She finished the 2018-19 season ranked 6th in the nation with 4.0 offensive rebounds per game. Thompson was a preseason All-SEC second team selection.
- » Senior guard Daisa Alexander is the Tigers' second-leading scorer through seven games, averaging 17.0 points/game. She scored 22 points in the opener vs. Wofford and 17 vs. Old Dominion while playing point guard, a position she has played sparingly throughout her career. She poured in 20 points at UAB after returning to the shooting guard position and has four games this year with 20+ points. Alexander also ranks fourth in the SEC in steals (3.0/game).
- » Alexander was Auburn's top returning scorer after averaging 12.6 points/game last season. She also led Auburn returners in assists (1.8/game) and steals (2.3/game); she ranked 2nd in the SEC in steals last season. Alexander was a preseason All-SEC second team selection.
- » Sophomore Brooke Moore, redshirt sophomore Kiyae' White and freshman Annie Hughes all earned their first collegiate starts vs. Wofford in the season opener. Moore scored 15 points in each of the first two games, Hughes hit double-digits in the first two games, and White scored a career-high 12 in the win over St. Joseph's.
- » Freshman Lauren Hansen earned her first career start at UAB on Nov. 21 in her second collegiate game. Hansen followed that up with an 18-point, 4-steal performance in a win over St. Joseph's, then a 24-point, 4-assist day against Drake where she made seven 3-pointers.
- » Auburn returned three starters (Daisa Alexander, Erin Howard, Unique Thompson) and four other letterwinners from its 2018-19 team that finished 22-10 overall, 9-7 in SEC play, and advanced to the NCAA Tournament for the third time in four seasons.

**SEC STANDINGS & SCHEDULE**

	<i>(thru games of Dec. 1)</i>					
	SEC Games			All Games		
	W	L	Pct.	W	L	Pct.
Kentucky	0	0	.000	7	0	1.000
Tennessee	0	0	.000	7	0	1.000
Mississippi St.	0	0	.000	8	1	.889
South Carolina	0	0	.000	8	1	.889
Arkansas	0	0	.000	7	1	.875
LSU	0	0	.000	7	1	.875
Texas A&M	0	0	.000	5	1	.833
Georgia	0	0	.000	6	2	.750
Alabama	0	0	.000	5	2	.714
Florida	0	0	.000	5	2	.714
Ole Miss	0	0	.000	5	3	.625
Vanderbilt	0	0	.000	5	3	.625
AUBURN	0	0	.000	3	4	.429
Missouri	0	0	.000	2	6	.333

**Wednesday, Dec. 4**

- ^ Ole Miss at Texas Tech
- ^ Georgia at Baylor
- Auburn at South Alabama
- Charlotte at Kentucky
- Central Arkansas at Texas A&M

**Thursday, Dec. 5**

- ^ Iowa State at Alabama
- Florida at Prairie View A&M
- Saint Louis at Missouri
- Tennessee Tech at Vanderbilt

**Saturday, Dec. 7**

- ^ Auburn at TCU
- ^ Kansas State at Arkansas
- ^ LSU at Oklahoma
- ^ Oklahoma State at Texas A&M
- South Carolina at Temple

**Sunday, Dec. 8**

- ^ Florida at Kansas
- ^ West Virginia at Mississippi State
- ^ Texas at Tennessee
- Colgate at Alabama
- Samford at Kentucky
- Missouri at UMKC

- ^ Big 12/SEC Challenge

## Associated Press Top 25

(Week 4: Dec. 2)

Rk	Team	Record	Prev
1	Stanford (23)	8-0	3
2	Louisville (5)	8-0	8
3	Oregon	6-1	1
4	Connecticut (2)	6-0	4
5	Oregon State	7-0	7
6	<b>South Carolina</b>	<b>8-1</b>	<b>5</b>
7	Baylor	7-1	2
8	Florida State	7-0	12
9	Maryland	7-1	9
10	<b>Mississippi State</b>	<b>8-1</b>	<b>10</b>
11	UCLA	7-0	11
12	<b>Texas A&amp;M</b>	<b>5-1</b>	<b>6</b>
13	NC State	8-0	12
14	Indiana	6-1	17
15	<b>Kentucky</b>	<b>7-0</b>	<b>14</b>
16	DePaul	6-1	16
17	<b>Tennessee</b>	<b>7-0</b>	<b>20</b>
18	Gonzaga	6-1	22
19	Michigan State	6-1	15
20	Arizona	7-0	24
21	Miami	5-2	19
22	Missouri State	7-1	NR
23	<b>Arkansas</b>	<b>7-1</b>	<b>25</b>
24	Michigan	6-1	NR
25	<b>LSU</b>	<b>7-1</b>	<b>NR</b>

**Also receiving votes:** Syracuse, FGCU, South Dakota, West Virginia, Minnesota, North Carolina, Notre Dame, Rutgers, Northwestern, Purdue, **TCU, Drake**, Colorado, Creighton.

## USA TODAY Coaches' Top 25

(Week 4 - Dec. 3)

Rk	Team	Record	Prev
1	Stanford (24)	8-0	3
2	Louisville (5)	8-0	9
3	Oregon (1)	6-1	1
4	Connecticut (2)	6-0	4
5	Oregon State	7-0	5
6	Baylor	7-1	2
7	<b>South Carolina</b>	<b>8-1</b>	<b>6</b>
8	<b>Mississippi State</b>	<b>8-1</b>	<b>8</b>
9	Maryland	7-1	10
10	Florida State	7-0	13
11	UCLA	7-0	11
12	NC State	8-0	12
13	<b>Texas A&amp;M</b>	<b>5-1</b>	<b>7</b>
14	<b>Kentucky</b>	<b>7-0</b>	<b>14</b>
15	DePaul	6-1	17
16	Indiana	6-1	23
17	Gonzaga	6-1	21
18	Missouri State	7-1	19
19t	<b>Tennessee</b>	<b>7-0</b>	<b>25</b>
19t	Arizona	8-0	22
21	Michigan State	6-1	15
22	Miami	5-2	18
23	<b>Arkansas</b>	<b>7-1</b>	<b>24</b>
24	South Dakota	7-1	NR
25	Michigan	6-1	NR

**Also receiving votes:** Syracuse, **LSU**, FGCU, Oklahoma State, Arizona State, Minnesota, West Virginia, South Florida, Purdue, Princeton, Northwestern, Notre Dame, Green Bay, Marquette, Iowa State, New Mexico, Creighton.

## YOUTH WILL BE SERVED

» With just two upperclassmen on a roster of 13 players (11 of whom are eligible this season), Auburn has one of the youngest and most inexperienced teams in all of college basketball. In fact, Auburn is one of just two teams nationwide with two or fewer upperclassmen on their roster.

School	Upperclassmen	% of Active Roster
Auburn	2	18.2% (2/11)
Coppin State	2	18.2% (2/11)
Grand Canyon	3	20.0% (3/15)
Colorado	3	23.1% (3/13)
Ohio State	3	23.1% (3/13)
Oklahoma	3	25.0% (3/12)
South Carolina	3	25.0% (3/12)
Southern California	3	25.0% (3/12)

## SEEING DOUBLE

» Junior Unique Thompson has 27 career double-doubles, which ranks tied for 5th in Auburn history. She is 7-for-7 this season.

» Thompson is tied for the national lead with 7 double-doubles this year and is the only player in NCAA Division I with a double-double in every game her team has played in 2019-20.

» Going back to the final game of last year, Thompson has double-doubles in eight consecutive games, which is the second-longest streak in Auburn history (Lauretta Freeman, 18, 1992-93) and the longest active streak in the nation.

» Thompson is second among active SEC players in career double-doubles (as of Dec. 2):

Player (School)	19-20	Career
Ayana Mitchell (LSU)	4	31
<b>Unique Thompson (Auburn)</b>	<b>7</b>	<b>27</b>
Rennia Davis (Tennessee)	4	22
Ciera Johnson (Texas A&M)	2	14
Amber Smith (Missouri)	2	12

## MORE ABOUT UNIQUE

» Through games of Dec. 2, Unique Thompson ranks third in the NCAA in offensive rebounds per game (5.9) and is 5th overall in rebounding (12.3). She leads the SEC in both categories. Thompson is also 12th nationally and 2nd in the SEC in field goal percentage (64.7%).

## STARTING ON DAY ONE

» Freshman Annie Hughes became the seventh Auburn freshman since 2005 to earn a start in her collegiate debut. She was the third under Terri Williams-Flournoy and the seventh since 2005 to be in the starting lineup on night one.

Year	Freshman Starter	Opponent	Stats
2019	Annie Hughes	Wofford	10 pts, 4 ast
2017	Unique Thompson	@Va. Tech	9 pts, 16 reb
2013	Katie Frerking	Ga. Southern	8 pts, 3 reb
2011	Hasina Muhammad	@Mercer	12 pts, 2 reb
2008	Morgan Jennings	@Ala. A&M	4 pts, 4 reb
2005	Sherell Hobbs	UT Pan-Am.	6 pts, 5 reb
2005	DeWanna Bonner	UT Pan-Am.	19 pts, 4 reb

## AUBURN HONOR ROLL

» Auburn senior Daisa Alexander and junior Unique Thompson were selected to the Preseason All-SEC Second Team by the league's coaches.

» Thompson was also selected to the All-SEC Second Team by a panel of regional and national media.

» Thompson is on the Katrina McClain Award Watch List. The Katrina McClain Award is presented to the top power forward in the country by the

WBCA and the Basketball Hall of Fame.

» Thompson was named SEC Player of the Week on Nov. 26 after her performances against UAB and St. Joseph's.

» The Tigers were picked to finish seventh in the SEC by the media and eighth by the coaches.

## RAINING THREES

» Auburn set a school record for single-season 3-pointers last season, making 193 in 32 games (6.0/game) for the year.

» So far this year, Auburn has made 43 3-pointers through 7 games (6.1 avg) and made a season-best 13 against Drake on Dec. 1, one shy of tying the school record set vs. Elon last season.

» Freshman Lauren Hansen made 7 3-pointers in that Drake game, coming within one of the Auburn single-game record (8, Tiffany Krantz vs. Troy, Nov. 21, 1997) and making the most 3-pointers since Brandy Montgomery had 7 at Florida on Jan. 1, 2017.

## GAMES WITH 10 OR MORE 3-POINTERS (Since 2000)

3FG	Opponent	Date	Result
14	at Elon	12/22/18	W 96-44
13	<b>vs. Drake</b>	<b>12/1/19</b>	<b>L 82-83</b>
13	Oklahoma	12/2/18	W 95-79
12	Colgate	12/5/07	W 82-75
11	at Florida	1/1/17	W 82-75
11	Winthrop	12/16/15	W 76-33
10	UAB	11/13/15	W 85-71
10	vs. Maine	11/9/12	W 71-41
10	Alabama	2/23/12	W 81-40
10	Belmont	11/15/11	W 80-53
10	Marist	12/21/11	L 61-69
10	Iowa State	12/28/01	L 80-75 (OT)

## ON THIS DATE

» Auburn is 8-2 all-time on Dec. 4. The last game on this date came in 2014 when the Tigers defeated Southeastern Louisiana at home, 72-44.

» Auburn has faced South Alabama once on this date, in 1981. The Tigers won 89-48 in Auburn.

## WORKING OVERTIME

» Auburn played its first overtime game of the season and the 42nd in program history on Nov. 30 when the Tigers defeated Dayton 76-74 in Estero, Fla., at the Gulf Coast Showcase. Erin Howard tipped in a shot at the buzzer to force the OT period after the Tigers had trailed by as many as 13 at halftime.

» Auburn is 22-20 all-time in overtime and has won three straight OT games. The Tigers are 6-4 in the Coach Flo era in overtime games.

## OVERTIME GAMES UNDER COACH FLO

Date	Opponent	Location	Result
11/30/19	Dayton	Estero, Fla.	W 76-74
2/3/19	Georgia	Auburn	W 59-58
12/20/18	North Carolina	Myrtle Beach, S.C.	W 86-81
2/20/17	Alabama	Auburn	L 61-63
12/18/16	Virginia Tech	Auburn	L 87-92
1/24/16	Arkansas	Auburn	W 71-60
12/13/15	Marquette	Milwaukee, Wis.	L 69-70
11/28/15	Minnesota	Guaynabo, P.R.	W 81-79
3/2/14	Ole Miss	Oxford, Miss.	L 71-73
2/27/14	Alabama	Auburn	(2OT) W 70-65

## IN DECEMBER

» Auburn is 239-56 all-time in the month of December (records begin in 1978-79 season, not all dates provided prior to or during that year).

» Under Coach Flo, the Tigers are 39-10 in

December.

### NEW FACES

» Auburn welcomes six newcomers to the roster for 2019-20, four freshmen and two sophomore transfers.

» Joining the Tigers and eligible to play this season are Lauren Hansen (G, 5-8, Long Island, N.Y.); Annie Hughes (G, 5-9, Dutton, Ala.); Morgan Robinson-Nwagwu (G, 5-8, Norcross, Ga.) and Sania Wells (G, 5-7, Moss Point, Miss.)

» Two transfers will also be on the Tigers' roster but ineligible to play this season. Jala Jordan (F, 6-2, Philadelphia, Pa.), joined the Tigers this summer after transferring from West Virginia. And Honesty Scott-Grayson (G, 5-9, Brick, N.J.) enrolled in August after transferring from Baylor. Both players will have three years of eligibility beginning with the 2020-21 season.

### TIGERS IN THE PROS

» DeWanna Bonner completed her 10th season in the WNBA in 2019, all with the Phoenix Mercury. Bonner was selected as an All-Star for the third time in her last four seasons, averaging 17.2 points, a career-best 7.6 rebounds, 2.7 assists and 1.3 steals per game while starting all 34 games for the Mercury. She is also playing overseas for Dynamo Kursk in Russia.

» Brandy Montgomery is playing in Europe for her third season, currently on the roster of Last year, she played in Luxembourg for Etzella Ettelbruck, averaging a team-best 21.4 points per game. In 2017-18, she played for Visby in Sweden, averaging 16.3 points, 5.1 rebounds and 1.8 assists while helping her team to the league semifinals.

### AQUILA DI GUERRA

» Auburn's women's basketball team spent nine days in Italy in August, playing three exhibition games and touring sites across the country in Rome, Florence, Milan, Pisa, Bellagio and others. The Tigers dropped their first game to the Netherlands National Team and fell short in two other games against a professional European all-star team.

### Auburn in the SEC & NCAA Stats

(Thru games of 12/2/19)

Category	Value	SEC	NCAA
Scoring Offense	72.9	6th	78th
Scoring Defense	77.6	14th	330th
Scoring Margin	-4.7	14th	248th
Field Goal Pct.	.424	10th	101st
Field Goal Pct. Def.	.474	14th	340th
3-pt FG Pct.	.316	5th	156th
3-pt FG Pct. Def.	.383	14th	335th
Free Throw Pct.	.661	7th	213th
Rebounds	35.6	14th	259th
Rebound Margin	+4.4	10th	227th
Off. Rebounds	13.3	11th	--
Def. Rebounds	22.3	14th	--
Assists	11.1	14th	254th
Assist/Turnover	0.7	14th	233rd
Blocks	2.0	13th	282nd
Turnover Margin	+0.3	9th	178th
Turnovers Forced	16.6	11th	199th
Steals	10.4	3rd	57th

### INDIVIDUALS (All Games)

#### Scoring

Unique Thompson	18.0	3rd	60th
Daisa Alexander	17.0	5th	87th

#### Rebounding

Unique Thompson	12.3	1st	5th
-----------------	------	-----	-----

#### Field Goal Pct.

Unique Thompson	.647	2nd	12th
Daisa Alexander	.432	15th	222nd

#### Free Throw Pct.

Daisa Alexander	.750	10th	232nd
-----------------	------	------	-------

#### Steals

Daisa Alexander	3.0	4th	25th
-----------------	-----	-----	------

#### 3-Point FG Made

Lauren Hansen	2.3	3rd	119th
---------------	-----	-----	-------

#### Offensive Rebounds

Unique Thompson	5.9	1st	3rd
-----------------	-----	-----	-----

#### Defensive Rebounds

Unique Thompson	6.4	2nd	--
-----------------	-----	-----	----

#### Double-Doubles

Unique Thompson	7	1st	1st
-----------------	---	-----	-----

## Auburn Career Record Updates

## Auburn Career Scoring

No.	Player	Years	Points
1.	DeWanna Bonner	2005-09	2,162
2.	Becky Jackson	1980-84	2,068
3.	Vickie Orr	1985-89	2,035
4.	Marianne Merritt	1975-79	1,979
5.	Carolyn Jones	1988-91	1,831
6.	Natasha Brackett	2001-05	1,716
7.	Janiah McKay	2015-present	1,647
8.	Brandy Montgomery	2013-17	1,644
9.	Mae Ola Bolton	1984-88	1,616
10.	Alli Smalley	2007-11	1,601
11.	Angie Hannah	1978-82	1,583
12.	Tyrese Tanner	2010-14	1,515
13.	Le'Coe Willingham	1999-03	1,475
14.	Lori Monroe	1979-83	1,415
15.	Tasha Hamilton	1997-01	1,402
16.	Sherell Hobbs	2005-09	1,372
17.	Linda Godby	1986-90	1,365
18.	Tra'Cee Tanner	2012-16	1,327
19.	Debra Larkin	1981-85	1,310
20.	C.C. Hayden	1989-92	1,306
21.	Katie Frerking	2013-17	1,271
22.	Conswella Sparrow	1997-00	1,249
23.	Blanche Alverson	2009-13	1,244
24.	Brenda Hill	1981-85	1,222
25.	Monique Morehouse	1992-96	1,191
26.	Lauretta Freeman	1989-93	1,188
27.	Hasina Muhammad	2001-15	1,184
	Sharon Stewart	1984-88	1,184
29.	Ruthie Bolton	1985-89	1,176
30.	Tiffany Krantz	1996-00	1,136
--	<b>Daisa Alexander</b>	<b>2016-present</b>	<b>959</b>

## Auburn Career Rebounding

No.	Player	Years	Rebounds
1.	Becky Jackson	1980-84	1,118
2.	DeWanna Bonner	2005-09	1,047
3.	Lori Monroe	1979-83	1,015
4.	Vickie Orr	1985-89	1,006
5.	Lauretta Freeman	1989-93	976
6.	Marianne Merritt	1975-79	972
7.	Le'Coe Willingham	1999-03	927
8.	Monique Morehouse	1992-96	792
9.	Jordan Greenleaf	2006-11	761
	Charlene Thomas	1984-87	761
11.	Tra'Cee Tanner	2012-16	758
12.	Sharon Stewart	1984-88	757
13.	C.C. Hayden	1989-92	749
	Kendall Mago	1988-92	749
15.	Tasha Hamilton	1997-01	663
16.	Mae Ola Bolton	1984-88	653
17.	<b>Unique Thompson</b>	<b>2017-present</b>	<b>643</b>
18.	Marita Payne	2002-06	630
19.	Katie Frerking	2013-17	627
20.	Sherell Hobbs	2005-09	612
21.	Brenda Hill	1982-85	604
22.	Blanche Alverson	2009-13	602
23.	KeKe Carrier	2005-10	600
24.	Angie Hannah	1978-82	588
	Linda Godby	1986-90	580
26.	Tyrese Tanner	2010-14	572
	Conswella Sparrow	1997-00	572
28.	Diann McNeil	1984-88	498
29.	Samantha Williams	1991-96	495
	Hasina Muhammad	2011-15	494

## Auburn Career Steals

No.	Player	Years	Steals
1.	Mae Ola Bolton	1985-88	282
2.	Kristen Mulligan	1993-96	253
3.	Ruthie Bolton	1986-89	246
4.	Debra Larkin	1982-85	242
5.	Helene Baroody	1984-87	240
6.	Katie Frerking	2013-17	234
7.	Sherell Hobbs	2005-09	231
8.	Janiah McKay	2015-19	223
	Hasina Muhammad	2011-15	223
10.	DeWanna Bonner	2005-09	208
--	<b>Daisa Alexander</b>	<b>2016-present</b>	<b>184</b>

## Auburn Career Double-Doubles

No.	Player	Years	D-Ds
1.	DeWanna Bonner	2005-09	40
2.	Lauretta Freeman	1989-93	38
3.	C.C. Hayden	1989-92	30
4.	Le'Coe Willingham	1999-04	29
5.	<b>Unique Thompson</b>	<b>2017-present</b>	<b>27</b>
	Vickie Orr	1985-89	27
7.	Monique Morehouse	1992-96	24
8.	Becky Jackson	1980-84	19
9.	Conswella Sparrow	1997-00	15
10.	Tra'Cee Tanner	2012-16	14
11.	Tasha Hamilton	1997-01	13
	Sharon Stewart	1984-88	13
13.	Daniellette Coleman	1992-94	12
	Marita Payne	2002-06	12
15.	Whitney Boddie	2005-09	11
	KeKe Carrier	2005-10	11
17.	Tia Miller	2001-04	8
	Tara Williams	1995-97	8
19.	Katie Frerking	2013-17	7
	Linda Godby	1986-90	7
	Laticia Morris	1995-97	7
	Mandisa Stevenson	2002-04	7
	Tyrese Tanner	2010-14	7
24.	Justine Agbatan	1995-98	6
	Brenda Hill	1982-83	6
	Kendall Mago	1988-92	6
	Samantha Williams	1991-96	6
28.	Ruthie Bolton	1985-89	5
	Jordan Greenleaf	2006-11	5

## Auburn Career 3-Point Attempts

No.	Player	Years	3FGA
1.	Brandy Montgomery	2013-17	688
2.	Alli Smalley	2007-11	637
3.	Blanche Alverson	2009-13	618
4.	Natasha Brackett	2001-05	545
5.	Tiffany Krantz	1996-00	520
6.	Katie Frerking	2013-17	518
7.	Samantha Williams	1992-96	500
8.	Kristen Mulligan	1992-96	370
9.	Shana Askew	1997-01	332
10.	<b>Daisa Alexander</b>	<b>2016-present</b>	<b>315</b>

## Auburn Career 3-Point FG Made

No.	Player	Years	3FGM
1.	Alli Smalley	2007-11	219
2.	Blanche Alverson	2009-13	213
3.	Brandy Montgomery	2013-17	205
4.	Tiffany Krantz	1996-00	184
5.	Natasha Brackett	2001-05	171
6.	Samantha Williams	1992-96	161
7.	Kristen Mulligan	1992-96	149
8.	Katie Frerking	2013-17	147
9.	<b>Daisa Alexander</b>	<b>2016-present</b>	<b>121</b>
10.	Carolyn Jones	1988-91	103



## TIGERS' RECORD WHEN...

	2019-20	Under Coach Flo
At Home.....	2-1	72-35
On the Road.....	0-1	35-53
At a Neutral Site.....	1-2	20-17
When wearing white.....	3-3	73-31
When wearing orange.....	0-0	7-10
When wearing blue.....	0-1	41-60
When wearing pink.....	0-0	6-4
Leading at the half.....	2-0	99-22
Trailing at the half.....	1-4	28-77
Tied at the half.....	0-0	0-6
Scores 100+ points.....	0-0	0-0
Scores 90-99 points.....	0-0	6-0
Scores 80-89 points.....	1-1	26-2
Scores 70-79 points.....	1-2	37-8
Scores 60-69 points.....	1-0	38-27
Scores fewer than 60 points.....	0-1	18-68
Holds opponent to 41-50 points.....	0-0	31-3
Holds opponent to 31-40 points.....	0-0	7-0
Holds opponent to under 30 points.....	0-0	2-0
Force 25 or more turnovers.....	0-0	51-9
Shoots 50% FG or better.....	0-1	31-3
Shoots 40-49% FG.....	2-2	65-29
Shoots 39.9% or under FG.....	1-1	30-74
Holds opponent under 30% FG.....	0-0	25-2
Shoots higher FG% than opponent.....	1-1	99-22
Shoots lower FG% than opponent.....	2-3	28-78
Shoots same FG% as opponent.....	0-0	0-3
Shoots higher FT% than opponent.....	1-1	54-37
Shoots lower FT% than opponent.....	2-3	71-67
Shoots same FT% as opponent.....	0-0	1-2
Out-rebounds opponent.....	2-3	78-30
Out-rebounded by opponent.....	1-1	43-74
Tied in rebounds.....	0-0	5-2
Versus ranked opponent.....	0-0	5-48
In overtime.....	1-0	6-4
Games decided by 3 points or less.....	2-1	14-17
Games decided by 4-5 points.....	1-1	13-14
Games decided by 6-10 points.....	0-0	29-29
Games decided by 11-20 points.....	0-1	34-28
Games decided by 21-30 points.....	0-1	23-11
Games decided by 30+ points.....	0-0	14-6
On Television/Digital.....	2-2	65-71
In November.....	3-3	33-16
In December.....	0-1	38-9
In January.....	0-0	17-37
In February.....	0-0	23-29
In March.....	0-0	13-13

## 2019-20 Auburn Superlatives...

## First Half

Most points scored in the first quarter.....	25, at UAB (11/21/19)
Most points scored in the second quarter.....	24, vs. Wofford (11/6/19) & vs. Drake (12/1/19)
Most points scored in the first half.....	42 vs. Drake (12/1/19)
Fewest points scored in the first half.....	19, vs. Middle Tennessee (11/29/19)
Fewest points allowed in the first half.....	24, vs. Wofford (11/6/19)
Most points allowed in the first half.....	44 vs. Drake (12/1/19)
Best FG % in the first half.....	.552, at UAB (11/21/19)
Worst FG % in the first half.....	.348, vs. Middle Tennessee (11/29/19)
Best FG % by an opponent in the first half.....	.525 vs. Drake (12/1/19)
Worst FG % by an opponent in the first half.....	.300, vs. Wofford (11/6/19)
Most rebounds in the first half.....	25, vs. Wofford (11/6/19)
Fewest rebounds in the first half.....	10, vs. Middle Tennessee (11/29/19) & vs. Dayton (11/30/19)
Most rebounds by an opponent in the first half.....	19, vs. Wofford (11/6/19) & vs. Dayton (11/30/19)
Fewest rebounds by an opponent in the first half.....	11, vs. Old Dominion (11/14/19) & at UAB (11/21/19)

## Second Half

Most points scored in the third quarter.....	25, vs. Dayton (11/30/19)
Most points scored in the fourth quarter.....	26, vs. Wofford (11/6/19)
Most points scored in an overtime period.....	13, vs. Dayton (11/30/19)
Most points scored in the second half.....	49, vs. Wofford (11/6/19)
Fewest points scored in the second half.....	31, vs. Middle Tennessee (11/29/19)
Fewest points allowed in the second half.....	26, vs. Dayton (11/30/19)
Most points allowed in the second half.....	58, vs. Wofford (11/6/19)
Best FG % in the second half.....	.567, vs. Wofford (11/6/19)
Worst FG % in the second half.....	.333, vs. Middle Tennessee (11/29/19)
Best FG % by an opponent in the second half.....	.692, vs. Old Dominion (11/14/19)
Worst FG % by an opponent in the second half.....	.370, vs. Dayton (11/30/19)
Most rebounds in the second half.....	22, vs. Wofford (11/6/19)
Fewest rebounds in the second half.....	16 vs. Drake (12/1/19)
Most rebounds by an opponent in the second half.....	18 vs. Middle Tennessee (11/29/19)
Fewest rebounds by an opponent in the second half.....	12 vs. Drake (12/1/19)

## Game

Most points scored.....	84, vs. Wofford (11/6/19)
Fewest points scored.....	50 vs. Middle Tennessee (11/29/19)
Most points allowed.....	89, vs. Old Dominion (11/14/19)
Fewest points allowed.....	62, vs. St. Joseph's (11/24/19)
Best FG %.....	.500, at UAB (11/21/19)
Worst FG %.....	.340 vs. Middle Tennessee (11/29/19)
Best FG % by an opponent.....	.593, vs. Old Dominion (11/14/19)
Worst FG % by an opponent.....	.406, vs. Wofford (11/6/19)
Most rebounds.....	47, vs. Wofford (11/6/19)
Fewest rebounds.....	29 vs. Middle Tennessee (11/29/19) & vs. Drake (12/1/19)
Most rebounds by an opponent.....	36 vs. Middle Tennessee (11/29/19)
Fewest rebounds by an opponent.....	24 vs. Drake (12/1/19)

## Miscellaneous

Highest-scoring quarter.....	26, 4Q vs. Wofford (11/6/19)
Lowest-scoring quarter.....	7, 1Q vs. Middle Tennessee (11/29/19)
Highest-scoring opponent quarter.....	34, 4Q vs. Wofford (11/6/19)
Lowest-scoring opponent quarter.....	11, 1Q vs. Wofford (11/6/19) & 2Q vs. St. Joseph's (11/24/19)
Largest margin in a single quarter.....	+13 (25-12) 3Q vs. Dayton (11/30/19)
Largest margin of victory.....	4, vs. St. Joseph's (11/24/19)
Smallest margin of victory.....	2, vs. Wofford (11/6/19) & vs. Dayton (11/30/19)
Largest margin of defeat.....	23, vs. Middle Tennessee (11/29/19)
Smallest margin of defeat.....	2 vs. Drake (12/1/19)
Largest halftime lead.....	11, vs. Wofford (11/6/19)
Smallest halftime lead.....	3, vs. St. Joseph's (11/24/19)
Times tied at halftime.....	
Largest halftime deficit.....	21, vs. Middle Tennessee (11/29/19)
Smallest halftime deficit.....	1, at UAB (11/21/19)
Largest rebounding margin.....	+13, vs. Wofford (11/6/19)
Smallest rebounding margin.....	+5 vs. Drake (12/1/19)
Last time tied in rebounding.....	
Largest rebounding deficit.....	-7 vs. Middle Tennessee (11/29/19)
Smallest rebounding deficit.....	-2, vs. Dayton (11/30/19)
Largest deficit overcome to win game.....	13, vs. Dayton (11/30/19)
Largest lead lost.....	11 vs. Drake (12/1/19)

MISCELLANEOUS STATISTICS

Category	Season	Career
<b>Double-Doubles</b>		
Unique Thompson	7	27
<b>30+ Point Games</b>		
<b>20+ Point Games</b>		
Daisa Alexander	4	15
Unique Thompson	3	9
Lauren Hansen	1	1
Brooke Moore	0	1
<b>10+ Rebound Games</b>		
Unique Thompson	7	35
Kiayae' White	1	1
<b>10+ Assist Games</b>		
<b>5+ Steal Games</b>		
Daisa Alexander	0	2
<b>5+ Block Games</b>		
Unique Thompson	0	1

GAMES LED AUBURN IN...

Category	Season	Career
<b>Scoring</b>		
Unique Thompson	4	17
Daisa Alexander	2	19
Lauren Hansen	1	1
Robyn Benton	0	1
Brooke Moore	0	1
<b>Rebounding</b>		
Unique Thompson	7	54
Daisa Alexander	0	4
Abigail Jackson	0	3
Erin Howard	0	1
<b>Assists</b>		
Daisa Alexander	3	10
Unique Thompson	2	6
Annie Hughes	2	2
Erin Howard	1	2
Lauren Hansen	1	1
Kiayae' White	1	1
Brooke Moore	1	1
Sania Wells	1	1

(includes games where lead was shared)

2019-20 DOUBLE-DOUBLES

Unique Thompson vs. Wofford (25 pts/11 reb)
Unique Thompson vs. ODU (13 pts/10 reb)
Unique Thompson at UAB (24 pts/19 reb)
Unique Thompson vs. St. Joseph's (17 pts/12 reb)
Unique Thompson vs. MTSU (15 pts/10 reb)
Unique Thompson vs. Dayton (20 pts/11 reb)
Unique Thompson vs. Drake (12 pts/11 reb)

Last Time an Auburn Team...

Scored 90 points	Auburn 96, Elon 44, in Elon, N.C. (Dec. 22, 2018)
Scored 100 points	Auburn 119, Sam Houston State 54, in Auburn, Ala. (Dec. 5, 2008)
Scored 100 points in an SEC game	Auburn 102, Tennessee 96, SEC Tournament in Albany, Ga. (Mar. 6, 1987)
Scored 100 at home	Auburn 119, Sam Houston State 54, in Auburn, Ala. (Dec. 5, 2008)
<b>Scored 80 points and lost</b>	<b>Drake 83, Auburn 82 in Estero, Fla. (Dec. 1, 2019)</b>
Scored 90 points and lost	Kentucky 91, Auburn 90 [2OT], in Auburn, Ala. (Feb. 2, 1986)
Scored 100 points and lost	Never
Scored 110+ points	Auburn 119, Sam Houston State 54, in Auburn, Ala. (Dec. 5, 2008)
Scored 50-59 points in a half	51 - 1st half at Elon in Elon, N.C. (Dec. 22, 2018)
Scored 60 or more points in a half	62 (2nd half) - vs. Drake in New Orleans, La. (Dec. 21, 2016)
Scored 30 or more points in a quarter	30 (1st quarter) - at St. Joseph's in Philadelphia, Pa. (Dec. 6, 2018)
<b>Scored 50 points or less in a game</b>	<b>50 - vs. Middle Tennessee in Estero, Fla. (Nov. 29, 2019)</b>
Scored 50 points or less and won	Auburn 47, Missouri 45 [SEC] in Jacksonville, Fla. (March 3, 2016)
Scored 40 points or less in a game	Georgia 63, Auburn 30, in Athens, Ga. (Jan. 28, 2016)
<b>Scored less than 10 points in a quarter</b>	<b>8 points (2nd quarter) vs. Dayton in Estero, Fla. (Nov. 30, 2019)</b>
<b>Scored less than 20 points in a 1st half</b>	<b>19 points vs. Middle Tennessee in Estero, Fla. (Nov. 29, 2019)</b>
Scored less than 20 points in a 2nd half	18 points vs. Missouri [SEC] in Jacksonville, Fla. (March 3, 2016)
Had 35+ rebound margin	36 - (52-16) vs. Alabama A&M in Normal, Ala. (Nov. 19, 2013)
Had 25+ rebound margin	33 - (53-26) vs. Grambling State in Auburn, Ala. (Nov. 6, 2018)
Had 20+ rebound margin	33 - (53-26) vs. Grambling State in Auburn, Ala. (Nov. 6, 2018)
<b>Attempted 30 free throws</b>	<b>30 - vs. St. Joseph's in Auburn, Ala. (Nov. 24, 2019)</b>
Attempted 35 free throws	36 - vs. Alabama State in Auburn, Ala. (Dec. 29, 2018)
Attempted 40 free throws	41 - vs. Alabama State in Auburn, Ala. (Nov. 15, 2006)
Attempted 5 free throws or less	5 - at Tennessee in Knoxville, Tenn. (Feb. 14, 2019)
Did not attempt a free throw	Never
<b>Made 20 free throws</b>	<b>20 - vs. Wofford in Auburn, Ala. (Nov. 6, 2019)</b>
Made 25 free throws	29 - vs. Alabama State (29-36) in Auburn, Ala. (Dec. 29, 2018)
Made 30 free throws	31 - vs. Northwestern State (31-43) (Dec. 30, 2003)
Had 25 assists	25 - vs. Ole Miss in Auburn, Ala. (Jan. 8, 2017)
Had 25 turnovers	25 - at Kentucky in Lexington, Ky. (Feb. 1, 2018)
<b>Had 10 turnovers or less</b>	<b>10 - vs. St. Joseph's in Auburn, Ala. (Nov. 24, 2019)</b>
Had 25+ steals	Never
Had 20-24 steals	21 - vs. Georgia in Auburn, Ala. (Feb. 3, 2019)
Had 15-19 steals	15 - vs. Mississippi State in Auburn, Ala. (Jan. 14, 2019)
Had 10-14 blocks	10 - vs. Louisiana Tech in Auburn, Ala. (Nov. 19, 2017)
Had 15+ blocks	15 - at Florida International in Miami, Fla. (Dec. 29, 2014)
<b>Won an overtime game</b>	<b>Auburn 74, Dayton 72 [1OT] in Estero, Fla. (Nov. 30, 2019)</b>
Lost an overtime game	Alabama 63, Auburn 61 [1OT] in Auburn, Ala. (Feb. 20, 2017)
Played a double overtime game	Auburn 70, Alabama 65 [2OT] in Auburn, Ala. (Feb. 27, 2014)
Played three or more overtimes	Never
Shot 70% for a half	70.4% (19-of-27), 2nd half at Elon in Elon, N.C. (Dec. 22, 2018)
Shot 60% for a game	63.3% (38-of-60) at Elon in Elon, N.C. (Dec. 22, 2018)
Shot less than 30% for a game	27.6% (21-of-76) vs. Missouri in Auburn, Ala. (Feb. 15, 2018)
Shot 90-99.9% from the free throw line (minimum 10 attempts)	92.3% (12-of-13) vs. Nicholls State in Auburn, Ala. (Nov. 9, 2018)
Shot 100% from the free throw line (minimum 10 attempts)	100% (16-of-16) vs. Texas A&M in Auburn, Ala. (Jan. 7, 2018)
Shot 50% on 3-pointers (minimum 5 attempts)	50.0% (6-of-12) at Missouri in Columbia, Mo. (Jan. 27, 2019)
Shot 20-30% in a half	26.3% (10-of-38), 1st half vs. BYU in Stanford, Calif. (March 23, 2019)
Shot less than 20% in a half	18.4% (7-of-38), 1st half vs. Missouri in Auburn, Ala. (Feb. 15, 2018)
<b>Shot 55% or better and lost</b>	<b>13-of-29 vs. Drake in Estero, Fla. (Dec. 1, 2019)</b>
Failed to make a 3-point field goal	0-of-5 vs. Southern in Auburn, Ala. (Dec. 9, 2017)
Had 60+ rebounds	61 - vs. Stephen F. Austin in Auburn, Ala. (Dec. 17, 2007)
Had 50-59 rebounds	53 - vs. Grambling State in Auburn, Ala. (Nov. 6, 2018)
Defeated a Top-25 opponent	Auburn 58, #25 Missouri 54, in Auburn, Ala. (Feb. 24, 2019)
Defeated a Top-10 opponent	Auburn 66, #7 Kentucky 61, in Auburn, Ala. (Jan. 3, 2016)
Defeated a Top-25 opponent on the road	Auburn 68, #16 Vanderbilt 62, in Nashville, Tenn. (Feb. 13, 2014)

Last Time an Auburn Player...

<b>Scored 25 points</b>	<b>25 - Unique Thompson vs. Wofford in Auburn, Ala. (Nov. 6, 2019)</b>
Scored 30 points	32 - Katie Frerking at Texas A&M in College Station, Texas (Feb. 5, 2017)
Scored 35 points	35 - DeWanna Bonner vs. Tennessee in Auburn, Ala. (Jan. 25, 2009)
Scored 40 points	41 - Conswella Sparrow vs. South Alabama (Feb. 17, 1998)
<b>Had 15+ rebounds</b>	<b>19 - Unique Thompson at UAB in Birmingham, Ala. (Nov. 21, 2019)</b>
Had 20 rebounds	20 - Monique Morehouse at LSU (Feb. 4, 1995)
Had 10 assists	10 - Janiah McKay vs. Grambling State (Nov. 6, 2018)
Had 15 assists	18 - Martha Monk vs. Alabama State (Feb. 18, 1981)
Had 5 blocks	6 - Unique Thompson vs. Louisiana Tech in Auburn, Ala. (Nov. 19, 2017)
Had 7 blocks	7 - Jassany Williams vs. Duke (Nov. 18, 2011)
Had 10 blocks	13 - Marita Payne vs. Arkansas (Feb. 3, 2005)
Had 5 steals	6 - Crystal Primm vs. Kentucky in Auburn, Ala. (Feb. 7, 2019)
Had 8 steals	8 - Brandy Montgomery vs. East Carolina in Auburn, Ala. (Dec. 5, 2015)
Had 10 steals	10 - Kristen Mulligan vs. Northeast Illinois in Auburn, Ala. (Dec. 18, 1992)
Made 10 field goals	10 - Unique Thompson [10-18] vs. North Carolina in Myrtle Beach, S.C. (Dec. 20, 2018)
Made 15 field goals	15 - Conswella Sparrow (15-16) vs. South Alabama (Feb. 17, 1998)
Attempted 20 field goals	20 - Daisa Alexander vs. South Carolina in Auburn, Ala. (Feb. 28, 2019)
Attempted 25 field goals	28 - Brandy Montgomery (8-28) at Marquette in Milwaukee, Wis. (Dec. 13, 2015)
<b>Made 5+ three-point field goals</b>	<b>7 - Lauren Hansen vs. Drake in Estero, Fla. (Dec. 1, 2019)</b>
Made 8 three-point field goals	8 - Tiffany Krantz vs. Troy State in Auburn, Ala. (Nov. 21, 1997)
<b>Attempted 10 three-point field goals</b>	<b>14 - Lauren Hansen vs. Drake in Estero, Fla. (Dec. 1, 2019)</b>
Attempted 15 three-point field goals	16 - Brandy Montgomery at Marquette in Milwaukee, Wis. (Dec. 13, 2015)
<b>Made 10 free throws</b>	<b>10 - Unique Thompson (10-15) vs. Dayton in Estero, Fla. (Nov. 30, 2019)</b>
Made 15 free throws	Never
Shot 100% at the free throw line (min. 10 attempts)	11-11 - Janiah McKay vs. Texas A&M in Auburn, Ala. (Jan. 7, 2018)
<b>Had a double-double</b>	<b>Unique Thompson (12 pts/11 reb) vs. Drake in Estero, Fla. (Dec. 1, 2019)</b>
<b>Had 2 consecutive double-doubles</b>	<b>Unique Thompson: 20/11 vs. Dayton, 12/11 vs. Drake (Nov. 30-Dec. 1, 2019)</b>

**SEC PRESEASON POLL (Media Vote)****Order of Finish**

1. South Carolina
2. Texas A&M
3. Mississippi State
4. Kentucky
5. Arkansas
6. Tennessee
7. Auburn
8. LSU
9. Missouri
10. Georgia
11. Alabama
12. Florida
13. Ole Miss
14. Vanderbilt

**Player of the Year**

Chennedy Carter, Texas A&amp;M

**All-SEC First Team**

Chennedy Carter, Texas A&M  
 Chelsea Dungee, Arkansas  
 Rhyme Howard, Kentucky  
 Ayana Mitchell, LSU  
 Tyasha Harris, South Carolina

**All-SEC Second Team**

Unique Thompson, Auburn  
 Mikiah Herbert Harrigan, South Carolina  
 Rennia Davis, Tennessee  
 Ciera Johnson, Texas A&M  
 Mariella Fasoula, Vanderbilt

**SEC PRESEASON POLL (Coaches' Vote)****Order of Finish**

1. Texas A&M
2. South Carolina
3. Mississippi State
4. Kentucky
5. Arkansas
6. LSU
7. Tennessee
8. Auburn
9. Missouri
10. Georgia
11. Alabama
12. Vanderbilt
13. Ole Miss
14. Florida

**Player of the Year**

Chennedy Carter, Texas A&amp;M

**All-SEC First Team**

Chelsea Dungee, Arkansas  
 Rhyme Howard, Kentucky  
 Ayana Mitchell, LSU  
 Jordan Danberry, Mississippi State  
 Amber Smith, Missouri  
 Tyasha Harris, South Carolina  
 Rennia Davis, Tennessee  
 Chennedy Carter, Texas A&M

**All-SEC Second Team**

Cierra Johnson, Alabama  
 Daisa Alexander, Auburn  
 Unique Thompson, Auburn  
 Gabby Connally, Georgia  
 Chloe Bibby, Mississippi State  
 Mikiah Herbert Harrigan, South Carolina  
 Ciera Johnson, Texas A&M  
 Kayla Wells, Texas A&M  
 Mariella Fasoula, Vanderbilt

**Had 3 consecutive double-doubles..... Unique Thompson: 15/10 vs. MTSU, 20/11 vs. Dayton, 12/11 vs. Drake (Nov. 29-Dec. 1, 2019)**  
**...Had 8 consecutive double-doubles ..... Unique Thompson: First vs. BYU; last vs. Drake (March 23-Dec. 1, 2019)**  
 ...Had 18 consecutive double-doubles (AU record)..... Loretta Freeman: First vs. Furman, Last vs. Oral Roberts (Dec. 29, 1992-Feb. 23, 1993)  
 Had a double-double at halftime..... Unique Thompson (16 pts/10 rebs) at Iowa State in Ames, Iowa (Nov. 13, 2018)  
 Two players had a double-double..... Unique Thompson (14 p/13 r) & Janiah McKay (16 p/10 a) vs. Grambling State (Nov. 6, 2018)  
 Recorded a double-double with points and assists..... Janiah McKay (16 pts/10 assists) vs. Grambling State (Nov. 6, 2018)  
 Scored 20 points & had 20 rebounds..... Loretta Freeman (30 pts/21 rebs.) vs. Alabama. (Feb. 17, 1993)  
 Had a triple-double..... Whitney Boddie (24 pts./11 rebs./12 asst.) vs. Sam Houston State (Dec. 5, 2008)  
**Two players scored 20 points ..... Daisa Alexander (24), Lauren Hansen (24) vs. Drake in Estero, Fla. (Dec. 1, 2019)**  
 Two players scored 30 points..... Laticia Morris (33 points) & Tara Williams (30 points) vs. South Alabama (Jan. 14, 1997)  
 Had 2 straight 25-point games..... Janiah McKay: 27 at South Carolina, 26 vs. Arkansas (Jan. 11-14, 2018)  
 Had 3 straight 25-point games..... Janiah McKay: 25 pts vs. Texas A&M, 27 pts at South Carolina, 26 pts vs. Arkansas (Jan. 7-14, 2018)  
 Zero players scored in double figures..... at Georgia in Athens, Ga. (Jan. 28, 2016)  
 Only one player scored in double figures..... Janiah McKay (12) vs. Alabama [SEC] in Greenville, S.C. (March 7, 2019)  
 Five players scored in double figures..... Thompson (19), Primm (16), Alexander (13), Howard (11), McKay (10) vs. Tennessee (Jan. 3, 2019)  
 Six players scored in double figures..... McKay/Benton (16), Primm (15), Thompson (14), Alexander/Jones (13) vs. Grambling (Nov. 6, 2018)  
 Seven players scored in double figures..... Carrier (19 pts.), Bonner (18 pts.), Smalley (16 pts.), Boddie (13 pts.)  
 R. Hobbs (13 pts.), Hilliard (13 pts.) & S. Hobbs (10 pts.) vs. Sam Houston State (Dec. 5, 2008)  
**Two players had 10 rebounds..... Unique Thompson (13) and Kiyae' White (11) vs. Wofford in Auburn, Ala. (Nov. 6, 2019)**  
 Three players had 10 rebounds ..... J. Greenleaf (12 rebs.), D. Bonner (12 rebs.) & .oddie (10 rebs.) vs. Oakland (Nov. 21, 2007)  
 Played every minute..... Jordan Greenleaf (40 mins.) vs. Florida in Duluth, Ga. [SEC] (Mar. 4, 2010)  
 Played 40 or more minutes in OT game ..... Unique Thompson (43 mins.) vs. Georgia in Auburn, Ala. (Feb. 3, 2019)  
 Attempted a slam dunk..... Hasina Muhammad vs. St. John's in Auburn, Ala. (Dec. 6, 2013)  
 Made a shot from half-court or beyond ..... Brooke Moore (end 2nd quarter) vs. Alabama State in Auburn, Ala. (Dec. 29, 2018)

**Last Time an Auburn Opponent...**

Shot less than 30% in a game (SEC)..... Alabama - 23.3% (10-of-43) in Auburn, Ala. (Feb. 17, 2019)  
 Shot less than 30% in a game (Non-conf)..... Alabama State - 29.8% (14-of-47) in Auburn, Ala. (Dec. 29, 2018)  
 Shot 60% in a game..... Vanderbilt - 61.0% in Nashville, Tenn. (Jan. 17, 2019)  
 Scored 90 points..... Virginia Tech 92, Auburn 87 [OT] in Auburn, Ala. (Dec. 18, 2016)  
 Scored 100 points..... Georgia 102, Auburn 72 in Athens, Ga. (Mar. 3, 1984)  
 Scored 100 points at Auburn..... Tuskegee 105, Auburn 98 (2OT) (Feb. 12, 1979)  
 Scored 100 points and Lost..... Never  
 Had 25+ rebound margin..... Never  
 Had a 20+ rebound margin..... 20 - Alabama (56-36) in Auburn, Ala. (Feb. 20, 2017)  
 Scored less than 10 points in a quarter..... 8 - Texas A&M (2nd quarter) in Greenville, S.C. (March 8, 2019)  
 Scored less than 10 points in all four quarters ..... Winthrop (9-8-8-8) in Auburn, Ala. (Dec. 16, 2015)  
**Scored 30 or more points in a quarter ..... 34 - Wofford (4th quarter) in Auburn, Ala. (Nov. 6, 2019)**  
 Scored less than 10 points in a half ..... 8 - Jacksonville (1st half) in Auburn, Ala. (Dec. 28, 2016)  
 Scored less than 20 points in a 1st half ..... 12 - Alabama in Auburn, Ala. (Feb. 17, 2019)  
 Scored less than 20 points in a 2nd half ..... 19 - Florida in Auburn, Ala. (Dec. 31, 2017)  
 Had 50 rebounds ..... 56 - Alabama in Auburn, Ala. (Feb. 20, 2017)  
 Had 25 assists..... 25- Florida International in Miami, Fla. (Dec. 19, 1993)  
 Had 25-29 turnovers..... 26 - Texas A&M [SEC] in Greenville, S.C. (March 8, 2019)  
 Had 30-34 turnovers ..... 30 - XULA in Auburn, Ala. (Dec. 28, 2017)  
 Had 35+ turnovers ..... 35 - ULM in Auburn, Ala. (Nov. 27, 2017)  
 Had 15 steals..... 15 - East Carolina in Auburn, Ala. (Dec. 5, 2015)  
 Had 10 blocks ..... 11 - at Baylor [NCAA] in Waco, Texas (March 20, 2016)  
 Failed to make a 3-point field goal..... LSU (0-6) in Baton Rouge, La. (Feb. 1, 2016)  
 Attempted 35 free throws ..... 35 - Florida in Gainesville, Fla. (Feb. 28, 2016)  
 Made 30 free throws ..... 30 - Arkansas (Jan. 22, 1995)  
**Made 10 three-point field goals ..... 10 - Middle Tennessee in Estero, Fla. (Nov. 29, 2019)**  
 Made 15 three-point field goals ..... 18 - Missouri in Columbia, Mo. (Jan. 6, 2013)  
 Scored 41-50 points in a game..... 46 - LSU in Baton Rouge, La. (March 3, 2019)  
 Scored 31-40 points in a game..... 38 - Alabama in Auburn, Ala. (Feb. 17, 2019)  
 Scored 30 points or less..... 26 - Georgia in Athens, Ga. (Feb. 22, 2015)  
 Scored 25 points or less..... 25 - Puerto Rico-Mayaguez (Dec. 17, 2000)

**Last Time an Opposing Player...**

**Scored 30+ points (non-conference)..... 35 - Ajah Wayne of Old Dominion in Auburn, Ala. (Nov. 14, 2019)**  
 Scored 30+ points (SEC)..... 41 - Chelsea Dungee of Arkansas in Fayetteville, Ark. (Feb. 10, 2019)  
 Scored 35+ points (all games)..... **35 - Ajah Wayne of Old Dominion in Auburn, Ala. (Nov. 14, 2019)**  
 Scored 40+ points (all games) ..... 41 - Chelsea Dungee of Arkansas in Fayetteville, Ark. (Feb. 10, 2019)  
 Attempted 25 field goals ..... 27 - Jantel Lavender (9-27) of Ohio State (Nov. 23, 2008)  
 Scored 20 points & had 20 rebounds ..... Young of Baylor in the WNIT Championship Game, (20 pts./25 rebs.) (Apr. 4, 2003)  
**Two players scored 20 points..... Taylor Sutton (27) and Aislynn Hayes (20) of MTSU in Estero, Fla. (Nov. 29, 2019)**  
 Three players scored 20 points ..... by LSU in Baton Rouge, Chatman (22 pts), Johnson (21 pts) & Lowery (20 pts) (Jan. 12, 1991)  
 Five players scored in double figures ..... Lorenzen (10), Needles (11), Lewis (10), Williams (11), Copeland (12) of Florida (Jan. 4, 2015)  
 Six players scored in double figures..... Williams (10), Lewis (13), Bonds (18), Peoples (10), Miller (12), Svetec (12) of Florida (Jan. 26, 2014)  
**Recorded a double-double ..... Ajah Wayne (35 pts/10 reb) of Old Dominion in Auburn, Ala. (Nov. 14, 2019)**  
 Recorded a double-double with points and assists..... Tyasha Harris (12 pts/11 ast) of South Carolina in Columbia, S.C. (Jan. 11, 2018)  
 Recorded a triple-double..... Ceira Ricketts (14 pts./13 rebs./12 asst.) of Arkansas (Jan. 18, 2009)  
 Two players recorded a double-double ..... C. Green (16 pts/11 reb) & Davis (15 pts/10 reb) of Tennessee in Knoxville, Tenn. (Feb. 14, 2019)  
 Committed 10+ turnovers ..... 10 - Shaquera Wade of Alabama in Greenville, S.C. (March 7, 2019)  
 Had 15-19 rebounds ..... 15 - by N' dea Jones of Texas A&M in Auburn, Ala. (Jan. 24, 2019)  
 Had 20+ rebounds ..... 21 - Ayana Mitchell of LSU in Baton Rouge, La. (March 3, 2019)  
 Had 10 assists ..... 10 - Tyasha Harris of South Carolina in Auburn, Ala. (Feb. 28, 2019)  
 Had 15 assists ..... 16 - Cindy McMahan of Alabama-Huntsville (Nov. 24, 1980)  
 Had 5 blocks..... 5 - Ashley Knight of Alabama in Tuscaloosa, Ala. (Feb. 18, 2018)  
 Had 10 blocks ..... Never  
 Had 5 steals ..... 6 - Taylor Murray of Kentucky in Auburn, Ala. (Feb. 7, 2019)  
 Made 15 field goals ..... 15 - Chamique Holdsclaw (15-21) of Tennessee (Feb. 1, 1998)  
 Made 10 3-point field goals..... 11 - Morgan Eye (11-18) of Missouri in Columbia, Mo. (Jan. 6, 2013)

**2019-20 Auburn Individual Highs...****First Half**

Points.....16, Lauren Hansen vs. Drake (12/1/19)  
 Field Goals Made..... 5, Lauren Hansen vs. Drake (12/1/19)  
 Field Goal Attempts..... 8, 2x; last, Lauren Hansen vs. Drake (12/1/19)  
 3-Point Field Goals Made ..... 5, Lauren Hansen vs. Drake (12/1/19)  
 3-Point Field Goal Attempts ..... 8, Lauren Hansen vs. Drake (12/1/19)  
 Free Throws Made .....6, Unique Thompson vs. Wofford (11/6/19)  
 Free Throws Attempted .....7, Unique Thompson vs. Wofford (11/6/19)  
 Rebounds ..... 11, Unique Thompson at UAB (11/21/19)  
 Assists ..... 2, 7x; last, Lauren Hansen & Brooke Moore vs. Drake (12/1/19)  
 Blocked Shots..... 1, 6x; last, Erin Howard vs. Drake (12/1/19)  
 Steals .....3, Daisa Alexander vs. Old Dominion (11/14/19)

**Second Half**

Points..... 19, Daisa Alexander vs. Drake (12/1/19)  
 Field Goals Made.....6, 2x; Daisa Alexander at UAB (11/21/19) and vs. Dayton (11/30/19)  
 Field Goal Attempts.....12, Daisa Alexander vs. Dayton (11/30/19)  
 3-Point Field Goals Made .....3, Daisa Alexander vs. Drake (12/1/19)  
 3-Point Field Goal Attempts ..... 6, Lauren Hansen vs. Drake (12/1/19)  
 Free Throws Made .....8, Daisa Alexander vs. Wofford (11/6/19)  
 Free Throws Attempted ..... 10, Daisa Alexander vs. Wofford (11/6/19)  
 Rebounds ..... 9, Unique Thompson vs. St. Joseph's (11/24/19)  
 Assists ..... 4, Kiyae' White vs. Wofford (11/6/19)  
 Blocked Shots..... 2, Unique Thompson at UAB (11/21/19)  
 Steals ..... 3, 2x; last, Daisa Alexander vs. Drake (12/1/19)

**Game**

Points.....25, Unique Thompson vs. Wofford (11/6/19)  
 Field Goals Made.....9, 4x; last, Daisa Alexander vs. Dayton (11/30/19)  
 Field Goal Attempts.....17, 3x; last, Daisa Alexander vs. Drake (12/1/19)  
 3-Point Field Goals Made ..... 7, Lauren Hansen vs. Drake (12/1/19)  
 3-Point Field Goal Attempts .....14, Lauren Hansen vs. Drake (12/1/19)  
 Free Throws Made ..... 10, Unique Thompson vs. Dayton (11/30/19)  
 Free Throws Attempted ..... 15, Unique Thompson vs. Dayton (11/30/19)  
 Rebounds .....19, Unique Thompson at UAB (11/21/19)  
 Assists ..... 5, Unique Thompson vs. St. Joseph's (11/24/19)  
 Blocked Shots.....2, 2x; last, Erin Howard vs. Drake (12/1/19)  
 Steals .....4, 5x; last, Unique Thompson vs. Drake (12/1/19)

**2019-20 Auburn Team Highs...****First Half**

Points.....42 vs. Drake (12/1/19)  
 Field Goals Made.....16 at UAB (11/21/19)  
 Field Goal Attempts..... 35 vs. Wofford (11/6/19)  
 3-Point Field Goals Made .....8 vs. Drake (12/1/19)  
 3-Point Field Goal Attempts ..... 18 vs. Drake (12/1/19)  
 Free Throws Made ..... 12 vs. Old Dominion (11/14/19)  
 Free Throws Attempted ..... 19 vs. Old Dominion (11/14/19)  
 Rebounds ..... 25 vs. Wofford (11/6/19)  
 Assists .....8 vs. St. Joseph's (11/24/19) & vs. Drake (12/1/19)  
 Blocked Shots..... 1, 6x; last vs. Drake (12/1/19)  
 Steals ..... 9 vs. Wofford (11/6/19)

**Second Half**

Points.....49 vs. Wofford (11/6/19)  
 Field Goals Made.....17 vs. Wofford (11/6/19)  
 Field Goal Attempts.....37 vs. Old Dominion (11/14/19)  
 3-Point Field Goals Made .....5 vs. Old Dominion (11/14/19) & vs. Drake (12/1/19)  
 3-Point Field Goal Attempts .....12 vs. Old Dominion (11/14/19) & vs. Dayton (11/30/19)  
 Free Throws Made .....13 vs. Wofford (11/6/19)  
 Free Throws Attempted .....19 vs. Wofford (11/6/19)  
 Rebounds ..... 22 vs. Wofford (11/6/19)  
 Assists ..... 10 vs. Wofford (11/6/19)  
 Blocked Shots.....3 at UAB (11/21/19)  
 Steals .....7 at UAB (11/21/19) & vs. Drake (12/1/19)

**Game**

Points.....84 vs. Wofford (11/6/19)  
 Field Goals Made.....30 vs. Wofford (11/6/19) & at UAB (11/21/19)  
 Field Goal Attempts..... 65 vs. Wofford (11/6/19)  
 3-Point Field Goals Made ..... 13 vs. Drake (12/1/19)  
 3-Point Field Goal Attempts .....29 vs. Drake (12/1/19)  
 Free Throws Made .....20 vs. Wofford (11/6/19)  
 Free Throws Attempted .....30 vs. Wofford (11/6/19) & vs. St. Joseph's (11/24/19)  
 Rebounds ..... 47 vs. Wofford (11/6/19)  
 Assists .....15 vs. Wofford (11/6/19) & vs. Drake (12/1/19)  
 Blocked Shots..... 4 at UAB (11/21/19)  
 Steals ..... 14 vs. Dayton (11/30/19)  
 Turnovers Forced.....20 vs. Dayton (11/30/19)



**Specialty Statistics (Auburn-Opponent)**

Opponent	Points in the Paint	Points off Turnovers	2nd-Chance Points	Fast-Break Points	Bench Points
Wofford	38-18	12-19	24-10	11-9	10-5
Old Dominion	28-30	14-13	22-11	4-13	15-16
at UAB	34-26	15-23	17-15	0-0	18-9
St. Joseph's	22-36	17-11	17-7	7-8	10-13
vs. Middle Tennessee	26-32	9-19	11-3	4-8	13-6
vs. Dayton	24-32	19-14	11-11	4-2	7-19
vs. Drake	27-44	24-24	7-6	4-6	11-27

**Lead-Deficit Comparison**

Opponent	Largest Lead	Largest Deficit	Lead Changes	Ties	Result
Wofford	17 (3rd, 5:39)	4 (1st, 9:16)	7	5	W, 84-82
Old Dominion	2 (1st, 7:02)	16 (4th, 3:30)	6	3	L, 77-89
at UAB	5 (3rd, 5:34)	5 (4th, 1:10)	25	12	L, 75-80
St. Joseph's	6 (4th, 5:32)	6 (1st, 1:34)	10	11	W, 66-62
vs. Middle Tennessee	--	26 (4th, 6:37)	0	0	L, 50-73
vs. Dayton	6 (1st, 1:12)	13 (Half)	8	9	W, 76-74 (OT)
vs. Drake	11 (3rd, 1:29)	11 (1st, 2:34)	13	12	L, 82-83

**Scoring Breakdown**

(Percentage of total points in parentheses)

Opponent	Front Court	Back Court	Sr.	Jr.	So.	Fr.	Starters	Bench
Wofford	37 (44.0)	47 (56.0)	22	30	17	15	74 (88.1)	10 (10.9)
Old Dominion	26 (33.8)	51 (66.2)	17	15	26	19	62 (80.5)	15 (19.5)
at UAB	38 (50.7)	37 (49.3)	20	24	20	11	57 (76.0)	18 (24.0)
St. Joseph's	32 (48.5)	34 (51.5)	8	17	16	25	56 (84.8)	10 (15.2)
vs. Middle Tennessee	27 (54.0)	23 (46.0)	6	15	23	6	37 (74.0)	13 (26.0)
vs. Dayton	26 (34.2)	50 (65.8)	22	20	24	10	69 (90.8)	7 (9.2)
vs. Drake	20 (24.3)	62 (75.7)	24	12	13	33	71 (86.6)	11 (13.4)

### Comparison Statistics (Auburn/Opponent)

Opponent	1st	2nd	Score	Mar	Total FG	FG Pct	3-Pointers	3FG Pct	Free Throws	FT Pct	Reb.	Mar	Assist	TO	Bk	Stl	Fouls
Wofford	35/24	49/58	84-82	+2	30-65/26-64	.462/.406	4-16/13-30	.250/.433	20-30/17-20	.667/.850	47/34	+13	15/13	14/15	2/3	12/6	19/26
Old Dominion	39/41	38/48	77-89	(12)	26-60/32-54	.433/.593	8-19/14-28	.421/.500	17-28/11-18	.607/.611	34/28	+6	9/16	14/15	2/3	9/7	19/21
UAB	40/41	35/39	75-80	(5)	30-60/26-53	.500/.491	3-15/10-23	.200/.435	12-17/18-21	.706/.857	37/27	+10	11/15	20/17	4/3	11/8	20/12
St. Joseph's	32/29	34/33	66-62	+4	21-58/24-54	.362/.444	5-14/4-15	.357/.267	19-30/10-15	.633/.667	40/34	+6	14/15	10/14	1/5	8/5	14/20
Middle Tenn.	19/40	31/33	50-73	(23)	18-53/26-60	.340/.433	4-20/10-29	.200/.345	10-18/11-21	.556/.524	29/36	(7)	8/12	23/16	1/3	8/12	22/14
Dayton	24/37	39/26	76-74	+2	26-64/28-63	.406/.444	6-23/9-25	.261/.360	18-26/9-14	.692/.643	33/35	(2)	6/15	13/20	2/2	14/5	22/20
Drake	42/44	40/39	82-83	(1)	28-62/32-61	.452/.525	13-29/7-25	.448/.280	13-16/12-13	.813/.923	29/24	+5	15/20	20/19	2/0	11/10	14/15

### Game-by-Game Leaders

	Points	Rebounds	Assists	Steals	Blocked Shots
Wofford	25-Unique Thompson	13-Unique Thompson	4-White/Hughes	3-Annie Hughes	1-Moore/Howard
Old Dominion	17-Daisa Alexander	10-Unique Thompson	2-(three playes)	4-Daisa Alexander	1-Jackson/Howard
at UAB	24-Unique Thompson	19-Unique Thompson	3-Hughes/Howard	4-Daisa Alexander	2-Unique Thompson
St. Joseph's	18-Lauren Hansen	12-Unique Thompson	5-Unique Thompson	4-Lauren Hansen	1-Kiyae' White
Middle Tennessee	15-Unique Thompson	10-Unique Thompson	3-Sania Wells	3-Alexander/Howard	1-Erin Howard
Dayton	22-Daisa Alexander	11-Unique Thompson	3-Daisa Alexander	4-Brooke Moore	1-White/Thompson
Drake	24-Alexander/Hansen	11-Unique Thompson	4-Alexander/Hansen	4-Unique Thompson	2-Erin Howard

### 2019-20 Starting Lineups

	Point Guard (1)	Wing (2)	Wing (3)	Wing (4)	Post (5)
Wofford	Daisa Alexander	Brooke Moore	Annie Hughes	Kiyae' White	Unique Thompson
Old Dominion	Daisa Alexander	Brooke Moore	Annie Hughes	Kiyae' White	Unique Thompson
at UAB	Lauren Hansen	Brooke Moore	Daisa Alexander	Annie Hughes	Unique Thompson
St. Joseph's	Lauren Hansen	Brooke Moore	Daisa Alexander	Kiyae' White	Unique Thompson
Middle Tennessee	Lauren Hansen	Brooke Moore	Daisa Alexander	Kiyae' White	Unique Thompson
Dayton	Lauren Hansen	Brooke Moore	Daisa Alexander	Kiyae' White	Unique Thompson
Drake	Lauren Hansen	Brooke Moore	Daisa Alexander	Kiyae' White	Unique Thompson

### Record by Starting Lineup

Alexander, Moore, Hughes, White, Thompson	1-1 (.500)
Hansen, Moore, Alexander, Hughes, Thompson	0-1 (.000)
Hansen, Moore, Alexander, White, Thompson	2-2 (.500)



# Terri

# WILLIAMS-FLOURNOY

Head Coach

Seventh Season at Auburn • 15th as a Head Coach • 27th Season in coaching

Hampton, Va. • Penn State, 1991

- *Has taken her teams to postseason appearances in nine of the last 11 years, including six NCAA Tournament appearances*
- *Led Auburn to 19 or more wins in four of her first seven years*
- *Has had six players selected to All-SEC teams*
- *Auburn has forced an average of 20.0+ turnovers per game under Coach Flo*
- *Led Auburn to the postseason in five of seven seasons, advancing to WNIT Quarterfinals in 2013 and Third Round in 2014, along with NCAA Tournament in 2016, 2017 and 2019*
- *Won her 100th game at Auburn on Feb. 8, 2018, defeating LSU 70-62*
- *Picked up her 200th career head coaching victory Dec. 5, 2015 at home vs. East Carolina*
- *Won 250th career game at Xavier (La.) on Nov. 28, 2018*
- *Recorded her 400th career win as a collegiate coach in Auburn's 68-58 win over Hofstra on Dec. 9, 2012*
- *Won her 500th game as a collegiate coach with victory over Louisiana-Lafayette on Nov. 25, 2018*
- *Picked up first SEC win in 50-47 win over #23 Arkansas in 2013*
- *Earned second win over ranked opponent at Auburn and snapped 21-game skid to #16 Vanderbilt with 68-62 win in Nashville on Feb. 13, 2014*
- *Picked up first top-10 win with a 66-61 victory over #7 Kentucky on Jan. 3, 2016*
- *Has 270 wins as a head coach and 251 as an assistant for a .618 winning percentage over 27 years as a collegiate coach*
- *Has been part of six conference championships and 21 post-season appearances as an assistant and head coach*
- *2010 Black Coaches Association Coach of the Year*
- *Served as an assistant coach for Team USA that won a gold medal at the 2011 World University Games in Shenzhen, China*
- *Coached teams to 15 NCAA Tournament appearances, nine as an assistant and six as a head coach*
- *Has coached 24 players that have gone on to the professional ranks, including seven in the WNBA*
- *As an assistant, helped coach Georgia to an NCAA Final Four appearance and two NCAA Elite Eight appearances*
- *Coached three Georgetown players to three all-conference honors and one All-America award*
- *Has a 609-360 record in 31 seasons as a head coach, assistant coach and player*
- *Helped coach Georgetown to a Big East title in 1992*
- *As an assistant coach at Southwest Missouri State, helped the team to two straight NCAA Tournaments and two consecutive Missouri Valley Conference Tournament titles*

<b>All-time record as player and coach:</b>	<b>609-360 (.628)</b>	<b>32 seasons</b>
<b>Record as collegiate player:</b>	<b>88-36 (.709)</b>	<b>4 seasons</b>
<b>Record as collegiate coach:</b>	<b>521-324 (.617)</b>	<b>28 seasons</b>
<b>Record as collegiate assistant coach:</b>	<b>251-117 (.683)</b>	<b>12 seasons</b>
<b>Record as collegiate head coach:</b>	<b>270-209 (.564)</b>	<b>16 seasons</b>
<b>Record as Auburn head coach:</b>	<b>127-105 (.547)</b>	<b>8 seasons</b>

## Williams-Flournoy Year-by-Year

### Penn State, Player (1987-91)

Year	Record	Conf.	Other Information
1987-88	20-13	11-7	NCAA Second Round
1988-89	14-14	12-6	
1989-90	25-7	15-3	NCAA Second Round
1990-91	29-2	17-1	NCAA Second Round

### Georgetown, Assistant Coach (1992-96)

Year	Record	Conf.	Other Information
1992-93	23-7	15-3	Big East Champions NCAA Sweet 16
1993-94	12-15	6-12	
1994-95	11-17	6-12	
1995-96	12-15	7-11	

### Georgia, Assistant Coach (1996-2002)

Year	Record	Conf.	Other Information
1996-97	25-6	11-1	SEC Champions NCAA Elite Eight
1997-98	17-11	8-6	NCAA First Round
1998-99	27-7	9-5	NCAA Final Four
1999-2000	32-4	13-1	SEC Champions NCAA Elite Eight
2000-01	27-6	11-3	SEC Tournament Champions NCAA Second Round
2001-02	19-11	6-8	NCAA First Round

### Southwest Missouri State, Assistant Coach (2002-04)

Year	Record	Conf.	Other Information
2002-03	18-13	11-7	MVC Tournament Champions NCAA First Round
2003-04	28-4	16-2	Missouri Valley Champions MVC Tournament Champions NCAA First Round

### Georgetown, Head Coach (2004-12)

Year	Record	Conf.	Other Information
2004-05	12-16	7-9	
2005-06	10-17	3-13	
2006-07	13-16	3-13	
2007-08	15-14	5-11	
2008-09	20-14	7-9	
2009-10	26-7	13-3	WNIT Quarterfinals NCAA Second Round
2010-11	24-11	9-7	NCAA Sweet 16
2011-12	23-9	11-5	NCAA Second Round

### Auburn, Head Coach (2012-present)

Year	Record	Conf.	Other Information
2012-13	19-15	5-11	WNIT Quarterfinals
2013-14	19-15	7-9	WNIT Third Round
2014-15	13-18	3-13	
2015-16	20-13	8-8	NCAA Second Round
2016-17	17-15	7-9	NCAA First Round
2017-18	14-15	5-11	
2018-19	22-10	9-7	NCAA First Round
2019-20	3-4		



# Daisa ALEXANDER

# #0

Senior • Guard • 5-8

Decatur, Ga.

**\*\*2018 SEC All-Defensive Team\*\***

Southwest DeKalb HS

**Named to 2019-20 Preseason All-SEC Second Team (coaches)**

- Opened season with 22-point, 6-rebound performance in win over Wofford (11/6)
- Auburn's leading returning scorer, averaged 12.6 points/game in 2018-19
- Scored in double-digits in 14 of 16 SEC games; led Auburn in 8 SEC games in 18-19; averaged 14.9 points in SEC play; 16.9 points in SEC road games
- Hit game-winning jumper + free throw with 17 seconds left in 79-76 win at New Mexico (11/11)
- Top 2 in steals in SEC last two years; led league with 2.8/game in '18; 2nd in SEC with 2.3/game in '19
- Scored career-high 25 points on 9-14 shooting at Indiana while playing just 20 minutes off the bench (12/3); 12 points in 4th quarter

**SEASON HIGHS**

Points	24 vs. Drake	12/1/19
Rebounds	6 vs. Wofford	11/6/19
Assists	4 vs. Drake	12/1/19
Blocks		
Steals	4 2x; last at UAB	11/21/19
Field Goals	9 2x; last vs. Dayton	11/30/19
Field Goal Attempts	17 2x; last vs. Drake	12/1/19
3-Point Field Goals	4 vs. Drake	12/1/19
3-Point FG Attempts	9 vs. Drake	12/1/19
Free Throws	9 vs. Wofford	11/6/19
Free Throw Attempts	14 vs. Wofford	11/6/19

Opponent	Start	Min.	FG-A	3PT-A	FT-A	O-D-T	PF	Ast.	TO	Blk.	St.	Pts.
WOFFORD	*	33	6-12	1-3	9-14	1-5-6	3	2	3	0	2	22
OLD DOMINION	*	29	5-16	2-5	5-6	1-3-4	4	2	3	0	4	17
at UAB	*	30	9-14	2-3	0-1	0-2-2	4	1	2	0	4	20
ST. JOSEPH'S	*	33	3-13	0-1	2-4	0-2-2	2	3	0	0	2	8
vs Middle Tennessee	*	24	2-6	0-0	2-2	1-1-2	2	0	2	0	3	6
vs. Dayton	*	33	9-17	1-5	3-3	1-2-3	4	3	2	0	3	22
vs. Drake	*	31	7-17	4-9	6-6	1-2-3	1	4	3	0	3	24
at South Alabama												
at TCU												
BETHUNE-COOKMAN												
JACKSONVILLE ST.												
at Vanderbilt												
ARKANSAS												
FLORIDA												
ALABAMA												
at Georgia												
OLE MISS												
at Kentucky												
at Mississippi State												
VANDERBILT												
at Alabama												
at South Carolina												
LSU												
MISSISSIPPI STATE												
at Texas A&M												
at Missouri												
TENNESSEE												

**CAREER HIGHS**

Points	25 at Indiana	12/3/17
Rebounds	8 vs. Grambling	11/6/18
Assists	8 vs. UL-Lafayette	11/25/18
Blocks	2 at Kentucky	2/1/18
Steals	7 at LSU	1/18/18
Field Goals	9 7x; last vs. Dayton	11/30/19
Field Goal Attempts	23 at Tennessee	1/4/18
3-Point Field Goals	4 4x; last vs. Drake	12/1/19
3-Point FG Attempts	11 vs. BYU	3/23/19
Free Throws	9 vs. Wofford	11/6/19
Free Throw Attempts	9 vs. Wofford	11/6/19

**ALEXANDER'S CAREER STATISTICS**

Season	gp-gs	min/avg	Total		3-Point		F-Throws		Rebounds				Scoring							
			fg-fga	pct	fg-fga	pct	ft-fa	pct	off	def	tot	avg	pf	fo	ast	to	blk	stl	pts	avg
2016-17	20-0	113/5.7	9-37	.243	1-10	.100	7-10	.700	9	8	17	0.9	18	0	1	10	0	9	26	1.3
2017-18	29-12	746/25.7	157-403	.390	41-122	.336	57-77	.740	17	59	76	2.6	73	0	39	79	3	80	412	14.2
2018-19	32-32	892/27.9	148-380	.389	60-166	.361	48-70	.686	22	79	101	3.2	73	2	56	57	3	74	404	12.6
2019-20	7-7	211/30.1	41-95	.432	10-26	.385	27-36	.750	5	17	22	3.1	20	0	15	15	0	21	119	17.0
<b>TOTAL</b>	<b>88-51</b>	<b>1962/22.3</b>	<b>355-915</b>	<b>.388</b>	<b>112-324</b>	<b>.346</b>	<b>139-193</b>	<b>.720</b>	<b>53</b>	<b>163</b>	<b>216</b>	<b>2.5</b>	<b>184</b>	<b>2</b>	<b>111</b>	<b>161</b>	<b>6</b>	<b>184</b>	<b>961</b>	<b>10.9</b>





# Robyn BENTON

# #1

Sophomore • Guard • 5-9

Conyers, Ga.

**\*2019 SEC All-Freshman Team\***

Greater Atlanta Christian HS

**• 2019 SEC All-Freshman Team**

- Averaged 6.1 points/game in '18-19, top 5 among SEC freshmen
- Auburn's top returning 3-point shooter by percentage at 37.2% (35-94)
- Made game-winning shot + free throw with 8.6 seconds left to finish off 20-point comeback win at Vanderbilt (1/17); named SEC Freshman/Week
- Hit 5-of-5 3-point attempts and scored 15 points in win at Elon (12/22)
- Shared team lead with 16 points and hit three 3-pointers in collegiate debut vs. Grambling (11/6)
- Five-star prospect, rated No. 17 overall nationally, No. 6 guard by ESPN HoopGurlz
- Sister of former Tennessee football player Inky Johnson

**SEASON HIGHS**

- Points
- Rebounds
- Assists
- Blocks
- Steals
- Field Goals
- Field Goal Attempts
- 3-Point Field Goals
- 3-Point FG Attempts
- Free Throws
- Free Throw Attempts

**CAREER HIGHS**

- Points  
16 vs. Grambling 11/6/18
- Rebounds  
5 at XULA 11/28/18
- Assists  
3 2x; last at XULA 11/28/18
- Blocks  
1 3x; last vs. Alabama 2/17/19
- Steals  
4 vs. Texas A&M [SEC] 3/8/19
- Field Goals  
6 vs. Grambling 11/6/18
- Field Goal Attempts  
12 vs. Grambling 11/6/18
- 3-Point Field Goals  
5 at Elon 12/22/18
- 3-Point FG Attempts  
8 vs. Grambling 11/6/18
- Free Throws  
6 vs. Alabama 2/17/19
- Free Throw Attempts  
6 vs. Alabama 2/17/19

Opponent	Start	Min.	FG-A	3PT-A	FT-A	O-D-T	PF	Ast.	TO	Blk.	St.	Pts.
WOFFORD						--DNP--						
OLD DOMINION						--DNP--						
at UAB						--DNP--						
ST. JOSEPH'S						--DNP--						
vs Middle Tennessee						--DNP--						
vs. Dayton						--DNP--						
vs. Drake						--DNP--						
at South Alabama												
at TCU												
BETHUNE-COOKMAN												
JACKSONVILLE ST.												
at Vanderbilt												
ARKANSAS												
FLORIDA												
ALABAMA												
at Georgia												
OLE MISS												
at Kentucky												
at Mississippi State												
VANDERBILT												
at Alabama												
at South Carolina												
LSU												
MISSISSIPPI STATE												
at Texas A&M												
at Missouri												
TENNESSEE												

**BENTON'S CAREER STATISTICS**

Season	gp-gs	min/avg	Total		3-Point		F-Throws		Rebounds				Scoring							
			fg-fga	pct	fg-fga	pct	ft-fta	pct	off	def	tot	avg	pf	fo	ast	to	blk	stl	pts	avg
2018-19	32-0	457/14.3	64-167	.383	35-94	.372	24-34	.706	16	26	42	1.3	41	0	18	15	3	34	187	5.8
TOTAL	32-0	457/14.3	64-167	.383	35-94	.372	24-34	.706	16	26	42	1.3	41	0	18	15	3	34	187	5.8



# Sania WELLS

# #2

Freshman • Guard • 5-7

Moss Point, Miss.

East Central HS

- Made collegiate debut at UAB; scored 4 points while playing 17 minutes
- Missed first two games with injury
- Ranked as No. 27 point guard nationally by ESPN HoopGurlz
- USA Today All-Mississippi team
- Averaged 27 points, 5 rebounds, 4 steals as a HS senior

**SEASON/CAREER HIGHS**

Points	4	at UAB	11/21/19
Rebounds	3	vs. St. Joseph's	11/24/19
Assists	3	vs. Middle Tenn.	11/29/19
Blocks			
Steals	1	vs. Dayton	11/30/19
Field Goals	1	2x; last vs. Middle Tenn.	11/29/19
Field Goal Attempts	4	at UAB	11/21/19
3-Point Field Goals			
3-Point FG Attempts			
Free Throws	2	2x; last vs. Drake	12/1/19
Free Throw Attempts	2	3x; last vs. Drake	12/1/19

Opponent	Start	Min.	FG-A	3PT-A	FT-A	O-D-T	PF	Ast.	TO	Blk.	St.	Pts.
WOFFORD						--DNP--						
OLD DOMINION						--DNP--						
at UAB		17	1-4	0-1	2-2	0-0-0	2	0	2	0	0	4
ST. JOSEPH'S		5	0-2	0-0	0-0	0-3-3	1	0	1	0	0	0
vs Middle Tennessee		13	1-1	0-0	1-2	0-1-1	2	3	1	0	0	3
vs. Dayton		4	0-0	0-0	0-0	0-0-0	1	0	0	0	1	0
vs. Drake		4	0-0	0-0	2-2	0-0-0	0	1	0	0	0	2
at South Alabama												
at TCU												
BETHUNE-COOKMAN												
JACKSONVILLE ST.												
at Vanderbilt												
ARKANSAS												
FLORIDA												
ALABAMA												
at Georgia												
OLE MISS												
at Kentucky												
at Mississippi State												
VANDERBILT												
at Alabama												
at South Carolina												
LSU												
MISSISSIPPI STATE												
at Texas A&M												
at Missouri												
TENNESSEE												

**WELLS' CAREER STATISTICS**

Season	gp-gs	min/avg	Total		3-Point		F-Throws		Rebounds				Scoring							
			fg-fga	pct	fg-fga	pct	ft-fta	pct	off	def	tot	avg	pf	fo	ast	to	blk	stl	pts	avg
2019-20	5-0	43/8.6	2-7	.286	0-1	.000	5-6	.833	0	4	4	0.8	6	0	4	4	0	1	9	1.8
TOTAL	5-0	43/8.6	2-7	.286	0-1	.000	5-6	.833	0	4	4	0.8	6	0	4	4	0	1	9	1.8



# Annie HUGHES

# #3

Freshman • Guard • 5-9

Dutton, Ala.

Pisgah HS

- Scored 10 points and led Auburn with 4 assists & 3 steals in collegiate debut vs. Wofford (11/6)
- Was the third true freshman to start her first game under Williams-Flournoy (Unique Thompson in 2017, Katie Frerking in 2013)
- 2019 Alabama Miss Basketball, first to attend Auburn since Whitney Boddie in 2005
- Led Pisgah HS to 65-2 record and back-to-back 3A state titles in 2018 and 2019
- Averaged 21.4 points, 7.0 rebounds, 4.2 assists and 3.5 steals as a high school senior
- All-state first team in 2018 and 2019
- Also helped Pisgah HS to 2019 state softball championship

**SEASON/CAREER HIGHS**

Points	12 vs. Old Dominion	11/14/19
Rebounds	4 2x; last vs. St. Joseph's	11/24/19
Assists	4 vs. Wofford	11/6/19
Blocks		
Steals	3 vs. Wofford	11/6/19
Field Goals	5 vs. Old Dominion	11/14/19
Field Goal Attempts	7 vs. Old Dominion	11/14/19
3-Point Field Goals	1 4x; last vs. Drake	12/1/19
3-Point FG Attempts	2 vs. St. Joseph's	11/24/19
Free Throws	2 vs. Middle Tenn.	11/29/19
Free Throw Attempts	4 vs. Middle Tenn.	11/29/19

Opponent	Start	Min.	FG-A	3PT-A	FT-A	O-D-T	PF	Ast.	TO	Blk.	St.	Pts.
WOFFORD	*	30	4-5	1-1	1-1	2-0-2	3	4	0	0	3	10
OLD DOMINION	*	35	5-7	1-1	1-2	3-1-4	1	1	0	0	2	12
at UAB	*	29	1-4	0-1	0-0	0-1-1	3	3	0	0	1	2
ST. JOSEPH'S		18	2-4	1-2	0-0	1-3-4	1	0	0	0	0	5
vs Middle Tennessee		20	0-4	0-2	2-4	0-3-3	2	0	1	0	0	2
vs. Dayton		18	1-3	0-2	0-0	0-0-0	2	0	0	0	0	2
vs. Drake		11	2-3	1-1	0-0	0-0-0	0	0	3	0	0	5
at South Alabama												
at TCU												
BETHUNE-COOKMAN												
JACKSONVILLE ST.												
at Vanderbilt												
ARKANSAS												
FLORIDA												
ALABAMA												
at Georgia												
OLE MISS												
at Kentucky												
at Mississippi State												
VANDERBILT												
at Alabama												
at South Carolina												
LSU												
MISSISSIPPI STATE												
at Texas A&M												
at Missouri												
TENNESSEE												

**HUGHES' CAREER STATISTICS**

Season	gp-gs	min/avg	Total		3-Point		F-Throws		Rebounds				Scoring							
			fg-fga	pct	fg-fga	pct	ft-fta	pct	off	def	tot	avg	pf	fo	ast	to	blk	stl	pts	avg
2019-20	7-3	162/23.1	15-30	.500	4-10	.400	4-7	.571	6	8	14	2.0	12	0	8	4	0	6	38	5.4
TOTAL	7-3	162/23.1	15-30	.500	4-10	.400	4-7	.571	6	8	14	2.0	12	0	8	4	0	6	38	5.4



# Brooke MOORE

# #5

Sophomore • Guard • 5-7

Atlanta, Ga.

Henry County HS

- Scored 15 points while playing career-high 35 minutes in first career start vs. Wofford (11/6); matched 15-point effort vs. ODU (11/14)
- Started career 21-for-21 at the free-throw line; is 12-16 this season
- Played in 25 games as a freshman; averaged 5.2 points in 12.0 minutes/game
- Led Auburn with career-high 23 points, hit five 3-pointers in win over Alabama State (12/29); also made half-court shot at halftime; named SEC Freshman of the Week
- Scored 14 points and hit 4 3-pointers in win at Elon (12/22); helped set single-game 3-point record for 2nd time in less than a month
- Five-star prospect, No. 42 overall prospect and No. 11 guard by ESPN HoopGurlz
- Georgia Class AAAA Player of the Year as a senior; 3-time AJC Player of the Year

### SEASON HIGHS

Points	18 vs. Dayton	11/30/19
Rebounds	4 vs. St. Joseph's	11/24/19
Assists	2 3x; last vs. Drake	12/1/19
Blocks	1 vs. Wofford	11/6/19
Steals	4 vs. Dayton	11/30/19
Field Goals	7 vs. Dayton	11/30/19
Field Goal Attempts	17 vs. Dayton	11/30/19
3-Point Field Goals	3 2x; last vs. Dayton	11/30/19
3-Point FG Attempts	10 vs. Middle Tenn.	11/29/19
Free Throws	7 vs. Old Dominion	11/14/19
Free Throw Attempts	7 vs. Old Dominion	11/14/19

Opponent	Start	Min.	FG-A	3PT-A	FT-A	O-D-T	PF	Ast.	TO	Blk.	St.	Pts.
WOFFORD	*	35	6-16	1-7	2-2	1-1-2	1	1	1	1	2	15
OLD DOMINION	*	24	3-9	2-6	7-7	1-0-1	0	2	2	0	2	15
at UAB	*	23	3-8	0-4	2-2	0-1-1	2	1	1	0	1	8
ST. JOSEPH'S	*	19	0-8	0-4	1-4	2-2-4	2	2	1	0	0	1
vs Middle Tennessee	*	30	4-11	3-10	0-0	0-2-2	2	1	5	0	0	11
vs. Dayton	*	39	7-17	3-8	1-2	0-0-0	3	0	4	0	4	18
vs. Drake	*	25	2-10	1-4	0-0	3-0-3	2	2	5	0	1	5
at South Alabama												
at TCU												
BETHUNE-COOKMAN												
JACKSONVILLE ST.												
at Vanderbilt												
ARKANSAS												
FLORIDA												
ALABAMA												
at Georgia												
OLE MISS												
at Kentucky												
at Mississippi State												
VANDERBILT												
at Alabama												
at South Carolina												
LSU												
MISSISSIPPI STATE												
at Texas A&M												
at Missouri												
TENNESSEE												

### CAREER HIGHS

Points	23 vs. Alabama State	12/29/18
Rebounds	4 2x; last vs. St. Joseph's	11/24/19
Assists	3 2x; last vs. BYU	3/23/19
Blocks	1 vs. Mississippi State	1/14/19
Steals	4 vs. Dayton	11/30/19
Field Goals	7 vs. Dayton	11/30/19
Field Goal Attempts	17 vs. Dayton	11/30/19
3-Point Field Goals	5 vs. Alabama State	12/29/18
3-Point FG Attempts	13 vs. Alabama State	12/29/18
Free Throws	7 vs. Old Dominion	11/14/19
Free Throw Attempts	7 vs. Old Dominion	11/14/19

### MOORE'S CAREER STATISTICS

Season	gp-gs	min/avg	Total		3-Point		F-Throws		Rebounds				Scoring							
			fg-fga	pct	fg-fga	pct	ft-fta	pct	off	def	tot	avg	pf	fo	ast	to	blk	stl	pts	avg
2018-19	25-0	299/12.0	45-147	.306	31-105	.295	10-10	1.000	7	19	26	1.0	15	0	10	19	1	11	131	5.2
2019-20	7-7	197/28.1	25-79	.316	10-43	.233	13-17	.765	7	6	13	1.9	12	0	9	19	1	10	73	10.4
TOTAL	32-7	496/15.5	70-226	.310	41-148	.277	23-27	.852	14	25	39	1.2	27	0	19	38	2	21	204	6.4





# Kiyae' WHITE

# #10

Redshirt Sophomore • Forward • 6-2

Macungie, Pa.

Emmaus HS

- Career-high 12 points, including 6-8 on FTs, in win over St. Joseph's (11/24)
- Made first career start vs. Wofford (11/6); pulled down career-high 11 rebounds in just 17 minutes
- Played in 29 games as a redshirt freshman; averaging 6.9 minutes/game
- Career-high 5 points in 12 minutes vs. Samford; also had 4 rebounds (12/12/18)
- Made first collegiate appearance vs. Grambling (11/6/18); had 3 points, 4 rebounds in 12 minutes of action
- Redshirted 2017-18 season due to injury
- Ranked as No. 20 forward nationally out of high school
- Three brothers all played football at West Virginia; brother, Kevin White, plays for Chicago Bears

#### SEASON HIGHS

Points	12	vs. St. Joseph's	11/24/19
Rebounds	11	vs. Wofford	11/6/19
Assists	4	vs. Wofford	11/6/19
Blocks	1	3x; last vs. Dayton	11/30/19
Steals	1	3x; vs. Dayton	11/30/19
Field Goals	3	vs. St. Joseph's	11/24/19
Field Goal Attempts	7	vs. Middle Tenn.	11/29/19
3-Point Field Goals			
3-Point FG Attempts			
Free Throws	6	vs. St. Joseph's	11/24/19
Free Throw Attempts	6	vs. St. Joseph's	11/24/19

Opponent	Start	Min.	FG-A	3PT-A	FT-A	O-D-T	PF	Ast.	TO	Blk.	St.	Pts.
WOFFORD	*	17	1-4	0-0	0-2	2-9-11	1	4	2	0	1	2
OLD DOMINION	*	20	2-4	0-0	1-3	1-3-4	3	0	0	0	0	5
at UAB		10	1-1	0-0	1-2	3-1-4	2	0	3	1	0	3
ST. JOSEPH'S	*	26	3-4	0-0	6-8	0-3-3	2	1	0	1	1	12
vs Middle Tennessee	*	23	2-7	0-0	1-2	1-1-2	2	0	1	0	0	5
vs. Dayton	*	19	0-3	0-0	1-2	2-5-7	2	0	0	1	1	1
vs. Drake	*	16	2-2	0-0	2-2	1-2-3	3	0	1	0	0	6
at South Alabama												
at TCU												
BETHUNE-COOKMAN												
JACKSONVILLE ST.												
at Vanderbilt												
ARKANSAS												
FLORIDA												
ALABAMA												
at Georgia												
OLE MISS												
at Kentucky												
at Mississippi State												
VANDERBILT												
at Alabama												
at South Carolina												
LSU												
MISSISSIPPI STATE												
at Texas A&M												
at Missouri												
TENNESSEE												

#### CAREER HIGHS

Points	12	vs. St. Joseph's	11/24/19
Rebounds	11	vs. Wofford	11/6/19
Assists	4	vs. Wofford	11/6/19
Blocks	1	4x; last vs. Dayton	11/30/19
Steals	1	5x; last vs. Dayton	11/30/19
Field Goals	3	vs. St. Joseph's	11/24/19
Field Goal Attempts	7	vs. Middle Tenn.	11/29/19
3-Point Field Goals			
3-Point FG Attempts			
Free Throws	6	vs. St. Joseph's	11/24/19
Free Throw Attempts	8	vs. St. Joseph's	11/24/19

#### WHITE'S CAREER STATISTICS

Season	gp-gs	min/avg	Total		3-Point		F-Throws		Rebounds				Scoring							
			fg-fga	pct	fg-fga	pct	ft-fa	pct	off	def	tot	avg	pf	fo	ast	to	blk	stl	pts	avg
2018-19	29-0	199/6.9	15-39	.385	0-0	.000	8-14	.571	23	28	51	1.8	27	0	9	10	1	2	38	1.3
2019-20	7-6	131/18.7	11-25	.440	0-0	.000	12-21	.571	10	24	34	4.9	15	0	5	7	3	3	34	4.9
TOTAL	36-6	330/9.2	26-64	.406	0-0	.000	20-35	.571	33	52	85	2.4	42	0	14	17	4	5	72	2.0



# Lauren HANSEN

# #13

Freshman • Guard • 5-8

Setauket, N.Y.

Ward Melville HS

- Career-high 24 points, 7-14 3FG vs. Drake (12/1); most 3-pointers by Auburn player since 1/1/2017 (Brandy Montgomery vs. Florida)
- Scored 18 points in second collegiate start vs. St. Joseph's; was 4-6 on 3FG and led team with 4 steals
- Made collegiate debut vs. Old Dominion (11/14); scored 7 points and added one assist and one steal
- Missed season's first game vs. Wofford with injury
- Ranked as No. 71 prospect nationally and No. 20 guard by ESPN
- USA Today First-Team All-State in New York as a senior
- All-conference and all-state selection at Ward Melville HS

**SEASON/CAREER HIGHS**

Points	24	vs. Drake	12/1/19
Rebounds	6	vs. Dayton	11/30/19
Assists	4	vs. Drake	12/1/19
Blocks			
Steals	4	vs. St. Joseph's	11/24/19
Field Goals	8	vs. Drake	12/1/19
Field Goal Attempts	15	vs. Drake	12/1/19
3-Point Field Goals	7	vs. Drake	12/1/19
3-Point FG Attempts	14	vs. Drake	12/1/19
Free Throws	2	2x; last vs. Dayton	11/30/19
Free Throw Attempts	2	4x; last vs. Drake	12/1/19

Opponent	Start	Min.	FG-A	3PT-A	FT-A	O-D-T	PF	Ast.	TO	Blk.	St.	Pts.
WOFFORD						--DNP--						
OLD DOMINION		21	3-7	1-3	0-0	0-0-0	5	1	4	0	1	7
at UAB	*	22	1-7	0-2	1-2	1-0-1	3	1	5	0	1	3
ST. JOSEPH'S	*	35	6-10	4-6	2-2	0-1-1	2	2	3	0	4	18
vs Middle Tennessee	*	12	0-0	0-0	0-0	0-0-0	5	0	5	0	1	0
vs. Dayton	*	28	2-11	2-7	2-2	2-4-6	3	1	2	0	1	8
vs. Drake	*	32	8-15	7-14	1-2	0-3-3	2	4	2	0	1	24
at South Alabama												
at TCU												
BETHUNE-COOKMAN												
JACKSONVILLE ST.												
at Vanderbilt												
ARKANSAS												
FLORIDA												
ALABAMA												
at Georgia												
OLE MISS												
at Kentucky												
at Mississippi State												
VANDERBILT												
at Alabama												
at South Carolina												
LSU												
MISSISSIPPI STATE												
at Texas A&M												
at Missouri												
TENNESSEE												

**HANSEN'S CAREER STATISTICS**

Season	gp-gs	min/avg	Total		3-Point		F-Throws		Rebounds				Scoring							
			fg-fga	pct	fg-fga	pct	ft-fta	pct	off	def	tot	avg	pf	fo	ast	to	blk	stl	pts	avg
2019-20	6-5	150/25.0	20-50	.400	14-32	.438	6-8	.750	3	8	11	1.8	20	2	9	21	0	9	60	10.0
TOTAL	6-5	150/25.0	20-50	.400	14-32	.438	6-8	.750	3	8	11	1.8	20	2	9	21	0	9	60	10.0



# Unique THOMPSON

# #20

Freshman • Forward • 6-3

Theodore, Ala.

**\*\*2018 SEC All-Freshman Team\*\***

Faith Academy

**• Named to 2019-20 Preseason All-SEC Second Team (media & coaches)**

**• Only player in Division I with a double-double in every game so far this season (7-for-7)**

- Leads the SEC in rebounding (12.3/game); third in SEC in scoring (18.0 ppg) (as of 12/2)
- Has eight consecutive double-doubles, dating back to final game of 2019
- Has 27 career double-doubles, tied for 5th in Auburn history; 7-for-7 so far this season
- Scored 24 points; matched career-high with 19 rebounds at UAB (11/21)
- Averaged a double-double in 2018-19 with 12.2 points, 10.3 rebounds; 5th player in Auburn history to do so, first since DeWanna Bonner in 2008
- Her career-high 29 points at UL-Lafayette (12/8/17) were 2nd most ever by Auburn freshman, most since Becky Jackson had 38 in 1980

**SEASON HIGHS**

Points	25	vs. Wofford	11/6/19
Rebounds	19	at UAB	11/21/19
Assists	5	vs. St. Joseph's	11/24/19
Blocks	2	at UAB	11/21/19
Steals	4	vs. Drake	12/1/19
Field Goals	9	2x; last at UAB	11/21/19
Field Goal Attempts	13	vs. Wofford	11/6/19
3-Point Field Goals			
3-Point FG Attempts			
Free Throws	10	vs. Dayton	11/30/19
Free Throw Attempts	12	vs. Dayton	11/30/19

Opponent	Start	Min.	FG-A	3PT-A	FT-A	O-D-T	PF	Ast.	TO	Blk.	St.	Pts.
WOFFORD	*	31	9-13	0-0	7-9	6-7-13	3	1	3	0	2	25
OLD DOMINION	*	30	5-6	0-0	3-8	7-3-10	2	2	2	0	0	13
at UAB	*	32	9-12	0-0	6-8	10-9-19	2	1	2	2	2	24
ST. JOSEPH'S	*	34	5-10	0-0	7-10	7-5-12	2	5	4	0	1	17
vs Middle Tennessee	*	28	6-9	0-0	3-4	6-4-10	2	0	4	0	0	15
vs. Dayton	*	37	5-9	0-0	10-15	3-8-11	3	1	5	1	2	20
vs. Drake	*	32	5-9	0-0	2-3	2-9-11	2	1	4	0	4	12
at South Alabama												
at TCU												
BETHUNE-COOKMAN												
JACKSONVILLE ST.												
at Vanderbilt												
ARKANSAS												
FLORIDA												
ALABAMA												
at Georgia												
OLE MISS												
at Kentucky												
at Mississippi State												
VANDERBILT												
at Alabama												
at South Carolina												
LSU												
MISSISSIPPI STATE												
at Texas A&M												
at Missouri												
TENNESSEE												

**CAREER HIGHS**

Points	29	at Louisiana-Lafayette	12/8/17
Rebounds	19	3x; last at UAB	11/21/19
Assists	5	vs. St. Joseph's	11/24/19
Blocks	6	vs. Louisiana Tech	11/19/17
Steals	4	4x; last vs. Drake	12/1/19
Field Goals	11	2x; last vs. Texas A&M	1/7/18
Field Goal Attempts	18	vs. North Carolina	12/20/18
3-Point Field Goals			
3-Point FG Attempts			
Free Throws	10	at Ole Miss	1/31/19
Free Throw Attempts	12	at Ole Miss	1/31/19

**THOMPSON'S CAREER STATISTICS**

Season	gp-gs	min/avg	Total		3-Point		F-Throws		Rebounds				Scoring							
			fg-fga	pct	fg-fga	pct	ft-fta	pct	off	def	tot	avg	pf	fo	ast	to	blk	stl	pts	avg
2017-18	27-27	811/30.0	131-271	.483	0-0	.000	49-87	.563	112	115	227	8.4	63	0	28	66	21	32	311	11.5
2018-19	32-32	996/31.1	153-272	.563	0-0	.000	83-136	.610	143	187	330	10.3	71	1	35	63	20	57	389	12.2
2019-20	7-7	223/31.9	44-68	.647	0-0	.000	38-57	.667	41	45	86	12.3	16	0	11	24	3	11	126	18.0
<b>TOTAL</b>	<b>66-66</b>	<b>2030/30.8</b>	<b>328-611</b>	<b>.537</b>	<b>0-0</b>	<b>.000</b>	<b>170-280</b>	<b>.607</b>	<b>296</b>	<b>347</b>	<b>643</b>	<b>9.7</b>	<b>150</b>	<b>1</b>	<b>74</b>	<b>153</b>	<b>44</b>	<b>100</b>	<b>826</b>	<b>12.5</b>



# Erin HOWARD

# #24

Sophomore • Guard/Forward • 6-1

Madison, Wis.

Madison East HS

- Game-tying tip-in at fourth quarter buzzer to force overtime vs. Dayton (11/30)
- Had 9 points, 7 rebounds, 3 assists in 29 minutes off the bench at UAB (11/21)
- Started 17 games, appeared in 29 as a freshman; averaged 3.5 points, 2.9 rebounds in 20.1 minutes/game
- Career-high 12 points on 5-6 shooting (2-2 3FC) in win over #25 Missouri (2/24)
- Made first collegiate start vs. Tennessee (1/3); scored career-high 11 points in 33 minutes
- Hit record-setting 14th Auburn 3-pointer in win at Elon (12/22)
- First Auburn women's basketball player from state of Wisconsin

### SEASON HIGHS

Points	9	at UAB	11/21/19
Rebounds	7	at UAB	11/21/19
Assists	3	at UAB	11/21/19
Blocks	2	vs. Drake	12/1/19
Steals	3	vs. Middle Tenn.	11/29/19
Field Goals	4	at UAB	11/21/19
Field Goal Attempts	11	vs. Middle Tenn.	11/29/19
3-Point Field Goals	2	vs. Old Dominion	11/14/19
3-Point FG Attempts	8	vs. Middle Tenn.	11/29/19
Free Throws	1	vs. Dayton	11/30/19
Free Throw Attempts	2	vs. Dayton	11/30/19

Opponent	Start	Min.	FG-A	3PT-A	FT-A	O-D-T	PF	Ast.	TO	Blk.	St.	Pts.
WOFFORD		18	0-3	0-3	0-0	2-1-3	3	0	0	1	1	0
OLD DOMINION		18	2-5	2-4	0-0	0-3-3	2	1	1	1	0	6
at UAB		29	4-9	1-4	0-0	2-5-7	1	3	2	0	2	9
ST. JOSEPH'S		18	0-2	0-1	0-0	1-2-3	0	0	0	0	0	0
vs Middle Tennessee		28	3-11	1-8	0-0	0-6-6	1	2	0	1	3	7
vs. Dayton		34	2-3	0-1	1-2	2-4-6	1	0	0	0	1	5
vs. Drake		30	1-4	0-1	0-1	1-4-5	1	0	2	2	1	2
at South Alabama												
at TCU												
BETHUNE-COOKMAN												
JACKSONVILLE ST.												
at Vanderbilt												
ARKANSAS												
FLORIDA												
ALABAMA												
at Georgia												
OLE MISS												
at Kentucky												
at Mississippi State												
VANDERBILT												
at Alabama												
at South Carolina												
LSU												
MISSISSIPPI STATE												
at Texas A&M												
at Missouri												
TENNESSEE												

### CAREER HIGHS

Points	12	vs. Missouri	2/24/19
Rebounds	8	at Arkansas	2/10/19
Assists	5	at Alabama	1/10/19
Blocks	3	at Arkansas	2/10/19
Steals	3	4X; last vs. Middle Tenn.	11/29/19
Field Goals	5	vs. Missouri	2/24/19
Field Goal Attempts	13	vs. Alabama State	12/29/18
3-Point Field Goals	3	vs. Tennessee	1/3/19
3-Point FG Attempts	9	vs. Alabama State	12/29/18
Free Throws	2	2x; last vs. Alabama	2/17/19
Free Throw Attempts	2	3x; last vs. Alabama	2/17/19

### HOWARD'S CAREER STATISTICS

Season	gp-gs	min/avg	Total		3-Point		F-Throws		Rebounds				Scoring							
			fg-fga	pct	fg-fga	pct	ft-fa	pct	off	def	tot	avg	pf	fo	ast	to	blk	stl	pts	avg
2018-19	31-17	624/20.1	42-128	.328	20-79	.253	5-6	.833	26	64	90	2.9	55	0	36	25	17	27	109	3.5
2019-20	7-0	175/25.0	12-37	.324	4-22	.182	1-3	.333	8	25	33	4.7	9	0	6	5	5	8	29	4.1
TOTAL	38-17	799/21.0	54-165	.327	24-101	.238	6-9	.667	34	89	123	3.2	64	0	42	30	22	35	138	3.6



# Morgan ROBINSON-NWAGWU

# #30

Freshman • Guard • 5-8

Norcross, Ga.

Norcross HS

- Recorded 2 rebounds, 2 assists in collegiate debut vs. Wofford (11/6)
- Ranked as No. 28 guard nationally by ESPN
- Named first-team all-state and first-team all-metro by Atlanta Journal-Constitution
- Region 7A Player of the Year and All-Gwinnett County first team
- Averaged 15.3 points, 7.1 rebounds, 4.6 assists, 4.1 steals and 1.1 blocks as high school junior

**SEASON/CAREER HIGHS**

Points	2	3x; last vs. Drake	12/1/19
Rebounds	4	vs. Old Dominion	11/14/19
Assists	3	vs. Drake	12/1/19
Blocks	1	at UAB	11/21/19
Steals	1	4x; last vs. Drake	12/1/19
Field Goals	1	3x; last vs. Drake	12/1/19
Field Goal Attempts	4	4x; last vs. Middle Tenn.	11/29/19
3-Point Field Goals			
3-Point FG Attempts			
Free Throws	1	vs. Middle Tenn.	11/29/19
Free Throw Attempts	4	vs. Middle Tenn.	11/29/19

Opponent	Start	Min.	FG-A	3PT-A	FT-A	O-D-T	PF	Ast.	TO	Blk.	St.	Pts.
WOFFORD		13	0-4	0-0	0-0	0-2-2	1	2	3	0	1	0
OLD DOMINION		7	0-4	0-0	0-0	2-2-4	0	0	2	0	0	0
at UAB		6	1-1	0-0	0-0	0-0-0	1	1	2	1	0	2
ST. JOSEPH'S		10	1-4	0-0	0-0	1-1-2	2	1	0	0	0	2
vs Middle Tennessee		18	0-4	0-0	1-4	0-3-3	2	2	4	0	1	1
vs. Dayton		13	0-1	0-0	0-0	0-0-0	3	1	0	0	1	0
vs. Drake		17	1-2	0-0	0-0	1-0-1	2	3	0	0	1	2
at South Alabama												
at TCU												
BETHUNE-COOKMAN												
JACKSONVILLE ST.												
at Vanderbilt												
ARKANSAS												
FLORIDA												
ALABAMA												
at Georgia												
OLE MISS												
at Kentucky												
at Mississippi State												
VANDERBILT												
at Alabama												
at South Carolina												
LSU												
MISSISSIPPI STATE												
at Texas A&M												
at Missouri												
TENNESSEE												

**ROBINSON-NWAGWU'S CAREER STATISTICS**

Season	gp-gs	min/avg	Total		3-Point		F-Throws		Rebounds				Scoring							
			fg-fga	pct	fg-fga	pct	ft-fta	pct	off	def	tot	avg	pf	fo	ast	to	blk	stl	pts	avg
2019-20	7-0	82/11.7	3-20	.150	0-0	.000	1-4	.250	4	8	12	1.7	11	0	10	11	1	4	7	1.0
TOTAL	7-0	82/11.7	3-20	.150	0-0	.000	1-4	.250	4	8	12	1.7	11	0	10	11	1	4	7	1.0





# Natalie KELLY

# #35

Sophomore • Forward • 6-3

Albany, La.

Albany HS

- Scored career-high 3 points vs. St. Joseph's (11/24); made only shot attempt
- Appeared in 12 games as a freshman
- Made first collegiate field goal vs. Louisiana-Lafayette (11/25)
- Made first SEC appearance at Missouri (1/27)
- Ranked as No. 38 post player in nation out of high school, according to ESPN HoopGurlz
- Averaged 17.1 points, 12.1 rebounds, 3.3 steals as high school senior
- Set school record for single-season rebounds with 379 as a junior

**SEASON HIGHS**

Points	3	vs. St. Joseph's	11/24/19
Rebounds			
Assists			
Blocks			
Steals			
Field Goals	1	vs. St. Joseph's	11/24/19
Field Goal Attempts	1	vs. St. Joseph's	11/24/19
3-Point Field Goals			
3-Point FG Attempts			
Free Throws	1	vs. St. Joseph's	11/24/19
Free Throw Attempts	2	vs. St. Joseph's	11/24/19

Opponent	Start	Min.	FG-A	3PT-A	FT-A	O-D-T	PF	Ast.	TO	Blk.	St.	Pts.
WOFFORD		6	0-0	0-0	0-0	0-0-0	0	0	0	0	0	0
OLD DOMINION at UAB						--DNP--						
ST. JOSEPH'S vs Middle Tennessee	3		1-1	0-0	1-2	0-0-0	0	0	0	0	0	3
vs. Dayton	4		0-0	0-0	0-0	0-0-0	2	0	0	0	0	0
vs. Drake at South Alabama at TCU	2		0-0	0-0	0-0	0-0-0	1	0	0	0	0	0
BETHUNE-COOKMAN JACKSONVILLE ST. at Vanderbilt												
ARKANSAS FLORIDA ALABAMA at Georgia OLE MISS at Kentucky at Mississippi State												
VANDERBILT at Alabama at South Carolina LSU MISSISSIPPI STATE at Texas A&M at Missouri TENNESSEE												

**SEASON/CAREER HIGHS**

Points	3	vs. St. Joseph's	11/24/19
Rebounds	3	2x; last vs. Alabama State	12/29/18
Assists			
Blocks	1	2x; last vs. Alabama State	12/29/18
Steals	1	2x; last vs. Alabama	2/17/19
Field Goals	1	2x; last vs. St. Joseph's	11/24/19
Field Goal Attempts	2	vs. UL-Lafayette	11/25/18
3-Point Field Goals			
3-Point FG Attempts			
Free Throws	1	4x; last vs. St. Joseph's	11/24/19
Free Throw Attempts	2	5x; last vs. St. Joseph's	11/24/19

**KELLY'S CAREER STATISTICS**

Season	gp-gs	min/avg	Total		3-Point		F-Throws		Rebounds				Steals			Scoring				
			fg-fga	pct	fg-fga	pct	ft-fa	pct	off	def	tot	avg	pf	fo	ast	to	blk	stl	pts	avg
2018-19	12-0	49/4.1	1-5	.200	0-0	.000	3-8	.375	6	4	10	0.8	4	0	0	8	2	2	5	0.4
2019-20	4-0	15/3.8	1-1	1.000	0-0	.000	1-2	.500	0	0	0	0.0	3	0	0	0	0	0	3	0.8
TOTAL	16-0	64/4.0	2-6	.333	0-0	.000	4-10	.400	6	4	10	0.6	7	0	0	8	2	2	8	0.5

**Game 1: Nov. 6, 2019**  
**Auburn 84, Wofford 82**  
**Auburn Arena**  
**Auburn, Ala.**

Official Basketball Box Score -- Game Totals -- Final Statistics  
**Wofford vs Auburn**  
 11/06/19 6:00 pm at Auburn -- Auburn, Ala.

**Wofford 82 • 0-1,0-0 SEC on**

#	Player	Total			3-Ptr			Rebounds			PF	TP	A	TO	Bk	Stl	Min
		FG	FGA	FT	FTA	FG	FGA	FT	FTA	Off							
12	Jamari McDavid	f	2-8	0-0	3-4	4	4	8	4	7	0	3	1	0	25		
14	Lilly Hatton	f	1-6	0-0	2-2	0	2	2	4	4	0	0	2	0	20		
03	Chloe Wainik	c	10-21	8-17	0-0	2	5	7	1	28	2	2	0	1	38		
10	Cairo Booker	g	4-9	0-3	5-6	0	2	2	3	13	6	2	0	4	37		
5	Da'Ja Green	g	9-15	5-8	2-2	1	2	3	25	3	2	0	0	33			
02	Niyah Lutz	g	0-2	0-2	0-0	0	2	2	1	0	0	0	0	10			
20	Elena Pulanco	g	0-0	0-0	0-0	0	0	0	0	0	1	0	0	3			
21	Alexis Tomlin	g	0-2	0-0	0-0	1	2	3	5	0	0	0	0	15			
23	Lawren Cook	g	0-1	0-0	5-6	2	3	5	4	5	0	0	1	14			
25	Jamie Grob	g	0-0	0-0	0-0	0	0	0	2	0	1	0	0	5			
<b>Team</b>																	
<b>Totals</b>			26-64	13-30	17-20	12	22	34	26	82	13	15	3	6	200		

1st FG %:	5-17	29.4%	2nd:	4-13	30.8%	3rd:	7-17	41.2%	4th:	10-17	58.8%	Game:	26-64	40.6%	Deadball
3FG %:	1-8	12.5%	3rd:	3-6	50.0%	4th:	6-9	66.7%	5th:	13-30	43.3%	Game:	36-82	43.9%	Deadball
FT %:	0-0	0.0%	2nd:	2-2	100.0%	3rd:	5-5	100.0%	4th:	9-10	90.0%	Game:	19-20	95.0%	Rebounds

**Auburn 84 • 1-0,0-0 SEC**

#	Player	Total			3-Ptr			Rebounds			PF	TP	A	TO	Bk	Stl	Min
		FG	FGA	FT	FTA	FG	FGA	FT	FTA	Off							
10	Kiyae' White	f	1-4	0-0	0-2	2	9	11	1	2	4	2	0	1	17		
20	Unique Thompson	f	9-13	0-0	7-9	6	7	13	3	25	1	0	3	2	30		
00	Daisa Alexander	c	6-12	1-3	9-14	1	5	6	3	22	2	3	0	2	33		
03	Annie Hughes	g	4-5	1-1	1-1	2	0	2	3	10	4	0	0	3	30		
05	Brooke Moore	g	6-16	1-7	2-2	1	1	2	15	1	1	2	1	36			
04	Abigaily Jackson	g	2-5	0-1	1-2	1	1	2	3	5	0	0	0	7			
12	Maliya Perry	g	2-3	1-1	0-0	1	0	1	1	5	1	0	0	11			
24	Erin Howard	g	0-3	0-3	0-0	2	1	3	3	0	0	1	1	19			
30	M. Robinson-Nwagwu	g	0-4	0-0	0-0	0	2	2	1	0	3	0	1	12			
25	Natalie Kelly	g	0-0	0-0	0-0	0	0	0	0	0	0	0	0	6			
<b>Team</b>																	
<b>Totals</b>			30-65	4-16	20-30	19	28	47	19	84	15	14	2	12	201		

1st FG %:	4-16	25.0%	2nd:	9-19	47.4%	3rd:	10-18	55.6%	4th:	7-12	58.3%	Game:	26-53	49.1%	Deadball
3FG %:	0-5	0.0%	2nd:	3-6	50.0%	3rd:	0-1	0.0%	4th:	4-6	66.7%	Game:	10-23	43.5%	Rebounds
FT %:	3-4	75.0%	3rd:	4-7	57.1%	4th:	13-17	76.5%	5th:	30-50	60.0%	Game:	30-50	60.0%	Rebounds

Officials: Iyeyinwe Seales, Katie Lukanchik, Felicia Grinter  
 Technical fouls: Wofford-None, Auburn-None.  
 Attendance: 1638

Score by periods	1st	2nd	3rd	4th	Total
Wofford	11	13	24	34	82
Auburn	11	24	23	26	84

Points	In	Off	2nd	Fast	Bench
Wofford	18	19	10	9	3
Auburn	38	12	24	11	10

Last FG - Wofford 4th-00:00, AU 4th-01:19.  
 Largest lead - Wofford by 4 1st-09:16, AU by 17 3rd-05:39.  
 Wofford led for 07:13, AU led for 27:38. Game was tied for 05:09.

Score tied - 5 times.  
 Lead changed - 7 times.

**AUBURN**-- Junior Unique Thompson and senior Daisa Alexander combined for 47 points, and the Auburn women's basketball team held off a late rally to earn an 84-82 win over Wofford Wednesday night to open the 2019-20 season.

The Tigers (1-0) led by as many as 17 points midway through the third quarter but saw the Terriers (0-1) storm back to take the lead just nine minutes later. But strong rebounding and free-throw shooting down the stretch allowed Auburn to withstand a second-half 3-point barrage from Wofford.

Thompson picked up where she left off with her 21st career double-double, scoring 25 points and pulling down 11 rebounds. Alexander finished with 22 points and was 9-of-12 at the free-throw line, including a 7-of-8 mark in the fourth quarter.

Sophomore Brooke Moore scored 15 points in her first career start, and freshman Annie Hughes finished with 10 points, a team-high four assists and two steals. Sophomore Kiyae' White pulled down a career-high nine rebounds as she started for the first time.

Three freshmen made their Auburn debuts. Hughes started and played just under 30 minutes, and Maliya Perry and Morgan Robinson-Nwagwu saw 11 minutes each off the bench.

Auburn shot 46.9 percent for the game (30-of-64) and was 20-of-28 at the free-throw line. The Tigers out-rebounded the Terriers 43-32, including 17 offensive rebounds that led to 22 second-chance points. Auburn also controlled the paint, outscoring Wofford inside 38-18. The Terriers, shot 48.1 percent from 3-point range, hitting 13-of-27 attempts from long range, including 9-of-16 in the second half.

After the teams finished the first 10 minutes tied 11-11, Auburn outscored Wofford in the second quarter 24-13 to take a 35-24 lead at the break. An 11-4 run over the first 5:13 of the third quarter pushed the Tigers' advantage to as many as 17 at 51-34. Auburn saw its lead shrink a bit by the end of the quarter but still took a 58-48 lead to the final 10 minutes.

**Game 2: Nov. 14, 2019**  
**Old Dominion 89, Auburn 77**  
**Auburn Arena**  
**Auburn, Ala.**

Official Basketball Box Score -- Game Totals -- Final Statistics  
**Old Dominion vs Auburn**  
 11/14/19 6:00 pm at Auburn -- Auburn, Ala.

**Old Dominion 89 • 2-0,0-0 C-USA**

#	Player	Total			3-Ptr			Rebounds			PF	TP	A	TO	Bk	Stl	Min
		FG	FGA	FT	FTA	FG	FGA	FT	FTA	Off							
23	Amari Young	f	2-5	0-1	2-4	0	5	5	2	6	0	4	2	0	22		
25	Ashley Scott	c	0-0	0-0	0-0	0	2	2	3	0	1	0	0	21			
03	Ajah Wynne	g	14-20	6-8	1-2	3	7	10	3	35	1	2	0	4	29		
05	Victoria Morris	g	6-11	5-9	3-5	0	2	2	4	20	2	1	0	28			
11	Taylor Edwards	g	5-7	2-3	0-1	0	2	2	12	5	4	0	1	25			
01	Mariah Adams	g	0-1	0-0	0-0	0	2	2	0	6	1	0	0	27			
04	Aziah Hudson	g	1-4	1-4	0-0	0	0	0	3	0	0	0	0	11			
12	Amaya Register	g	2-3	0-1	5-6	0	2	2	1	9	1	2	0	14			
14	Dejah Carter	g	0-0	0-0	0-0	0	0	0	1	0	0	0	0	2			
31	Marie Reichert	g	2-3	0-1	0-0	1	0	1	3	4	1	0	0	21			
<b>Team</b>																	
<b>Totals</b>			32-54	14-28	11-18	6	22	28	21	89	16	15	3	7	200		

1st FG %:	9-17	52.9%	2nd:	5-11	45.5%	3rd:	9-16	56.3%	4th:	9-10	90.0%	Game:	32-54	59.3%	Deadball
3FG %:	1-2	41.7%	3rd:	3-6	50.0%	4th:	6-9	66.7%	5th:	14-28	50.0%	Game:	18-36	50.0%	Rebounds
FT %:	1-1	50.0%	4th:	4-4	100.0%	5th:	1-1	54.5%	6th:	11-18	61.1%	Game:	11-18	61.1%	Rebounds

**Auburn 77 • 1-1,0-0 SEC**

#	Player	Total			3-Ptr			Rebounds			PF	TP	A	TO	Bk	Stl	Min
		FG	FGA	FT	FTA	FG	FGA	FT	FTA	Off							
10	Kiyae' White	f	2-4	0-0	1-3	1	3	4	3	5	0	0	0	0	20		
20	Unique Thompson	f	5-6	0-0	3-8	7	3	10	2	13	2	2	0	0	30		
00	Daisa Alexander	c	5-16	2-5	5-6	1	3	4	4	17	2	3	0	4	28		
03	Annie Hughes	g	5-7	1-1	1-2	3	1	4	1	12	1	0	0	25			
05	Brooke Moore	g	3-4	2-6	7-7	1	0	1	15	2	2	0	2	24			
04	Abigaily Jackson	g	1-1	0-0	0-0	0	1	1	1	2	0	0	0	10			
12	Maliya Perry	g	0-1	0-0	0-2	0	1	1	0	0	0	0	0	7			
23	Lauren Hansen	g	2-7	1-3	0-0	0	0	0	5	7	1	4	0	23			
24	Erin Howard	g	2-5	2-4	0-0	0	3	3	2	6	1	1	0	18			
30	M. Robinson-Nwagwu	g	0-4	0-0	0-0	2	2	4	0	0	2	0	0	7			
<b>Team</b>																	
<b>Totals</b>			26-60	8-19	17-28	16	18	34	19	77	9	14	2	8	200		

1st FG %:	7-10	70.0%	2nd:	5-11	45.5%	3rd:	8-19	42.1%	4th:	6-18	33.3%	Game:	26-60	43.3%	Deadball
3FG %:	1-3	33.3%	3rd:	2-4	50.0%	4th:	3-6	50.0%	5th:	13-33	39.4%	Game:	8-19	42.1%	Rebounds
FT %:	1-1	100.0%	4th:	1-1	100.0%	5th:	1-1	100.0%	6th:	17-28	60.7%	Game:	17-28	60.7%	Rebounds

Officials: Kareaena Tobin,Angel Stanton,Tina Napier  
 Technical fouls: Old Dominion-None, Auburn-None.  
 Attendance: 1635

Score by periods	1st	2nd	3rd	4th	Total
Old Dominion	24	17	19	29	89
Auburn	21	18	19	19	77

Points	In	Off	2nd	Fast	Bench
ODU	30	16	11	3	16
AU	28	14	22	4	15

Last FG - ODU 4th-03:30, AU 4th-00:06.  
 Largest lead - ODU by 16 4th-03:30, AU by 17 1st-07:02.  
 ODU led for 37:31, AU led for 00:45. Game was tied for 01:44.

Score tied - 3 times.  
 Lead changed - 6 times.

**AUBURN**-- Auburn had four players in double figures, but a fourth-quarter surge from Old Dominion led the Monarchs to an 89-77 win over the Tigers in women's basketball action at Auburn Arena Thursday night.

The Tigers (1-1) trailed by just two points at the end of the third quarter, but Old Dominion (2-0) could scarcely miss in the final 10 minutes, shooting 90 percent (9-of-10) in the fourth period and 5-of-5 on 3-pointers to break open what had been a tight game.

Senior Daisa Alexander finished with 17 points and four steals to lead the Tigers. Junior Unique Thompson picked up her second double-double in as many games with a 13-point, 10-rebound performance that saw her go 5-of-6 from the floor.

Sophomore Brooke Moore recorded her second straight 15-point game and remained perfect at the free-throw line for her career, going 7-for-7. And freshman Annie Hughes scored 12 points and had two steals.

As a team, the Tigers shot 43.3 percent from the field (26-60) and hit 8-of-19 3-point attempts (42.1%). Auburn also out-rebounded the Monarchs 34-28. But Old Dominion shot a blistering 59.3 percent from the field and 50 percent (14

### Game 4: Nov. 24, 2019 Auburn 66, St. Joseph's 62 Auburn Arena Auburn, Ala.

Official Basketball Box Score -- Game Totals -- Final Statistics  
Saint Joseph's vs Auburn  
11/24/19 6:30 pm at Auburn Arena -- Auburn, Ala.

Saint Joseph's 62 • 2-0, 0-0 A-10		Total		3-Pr		Rebounds		PF		TP		A TO Blk Stl		Min					
#	Player	FG	FTA	FG	FTA	FT	FTA	Off	Def	Total	PF	TP	A	TO	Blk	Stl	Min		
10	Gabby Smalls	1-10	0-0	1-2	4 4	8	3	19	0	2	0	1	25				25		
33	Katie Mayock	1-3	0-0	0-2	1 2	3	5	6	1	1	2	1	26				26		
13	Mary Sheehan	0-9	3-5	0-0	2 4	6	3	15	1	3	1	2	31				31		
14	Katie Jekot	2-12	1-6	4-4	0 1	1	2	9	4	3	0	0	38				38		
22	Devynne Newman	0-6	0-3	0-0	0 3	3	2	0	2	0	0	0	35				35		
03	Nailah Delinois	0-0	0-0	0-0	0 0	0	0	0	0	0	0	0	4				4		
04	Kailah Henderson	2-4	0-0	5-6	0 2	2	2	9	1	0	1	0	12				12		
15	Rachel Gartner	0-0	0-0	0-0	0 2	2	0	0	1	0	0	0	4				4		
31	Claire Melia	2-6	0-1	0-1	0 6	6	3	4	7	2	2	0	25				25		
Team				24-54		41-15		10-15		8 26		34 20		62		15 14 5 5		200	
Totals				24-54		41-15		10-15		8 26		34 20		62		15 14 5 5		200	

1st FG %:	10.0	35.0	2nd:	4.0	44.4%	3rd:	2.1	53.8%	4th:	1.3	46.2%	Game:	24.54	44.4%	Deadball	
3FG %:	0.0	0.0%	FT %:	3.3	33.3%	Off:	6.4	0.0%	Def:	4.1	26.7%	Rebounds	10.15	66.7%	2.1	

#### Auburn 66 • 2-2, 0-0 SEC

Auburn 66 • 2-2, 0-0 SEC		Total		3-Pr		Rebounds		PF		TP		A TO Blk Stl		Min					
#	Player	FG	FTA	FG	FTA	FT	FTA	Off	Def	Total	PF	TP	A	TO	Blk	Stl	Min		
10	Kiyae' White	3-4	0-0	6-8	0 3	3	2	12	1	0	1	1	26				26		
20	Unique Thompson	5-10	0-0	7-10	7 5	12	2	17	5	4	0	1	34				34		
00	Daisa Alexander	3-13	0-1	2-4	0 2	2	2	8	3	0	0	2	32				32		
05	Brooke Moore	0-8	0-4	1-4	2 2	4	2	1	2	1	0	0	20				20		
13	Lauren Hansen	6-10	4-6	2-2	0 1	1	2	18	2	3	0	4	35				35		
02	Sania Wells	0-2	0-0	0-0	0 3	3	1	0	0	0	0	0	5				5		
03	Annie Hughes	2-4	1-2	0-0	1 3	4	1	5	0	0	0	0	19				19		
24	Erin Howard	0-2	0-1	0-0	1 2	3	0	0	0	0	0	0	17				17		
30	M. Robinson-Nwagwu	1-1	0-0	0-0	1 1	2	2	2	1	0	0	0	9				9		
33	Natalie Kelly	1-1	0-0	1-2	0 0	0	0	3	0	0	0	0	3				3		
Team				21-58		5-14		19-30		15 25		40 14		66		14 10 1 8		200	
Totals				21-58		5-14		19-30		15 25		40 14		66		14 10 1 8		200	

1st FG %:	6.4	37.5%	2nd:	5.4	53.8%	3rd:	3.6	18.8%	4th:	7.1	46.7%	Game:	19.58	36.2%	Deadball	
3FG %:	0.0	0.0%	FT %:	2.4	100.0%	Off:	5.6	50.0%	Def:	3.8	80.0%	Rebounds	19.30	63.3%	6	

Officials: Natasha Camy, Dawn Marsh, Bill Larance  
Technical fouls: Saint Joseph's-None, Auburn-None.  
Attendance: 1796

Score by periods	1st	2nd	3rd	4th	OT	Total
Saint Joseph's	18	11	17	16		62
Auburn	15	17	13	21		66

Last FG - SJU 4th-03:58, AU 4th-01:16.  
Largest lead - SJU by 6 1st-01:34, AU by 6 4th-05:32.  
SJU led for 06:35, AU led for 26:52. Game was tied for 06:27.

**AUBURN--** Career nights from redshirt sophomore Kiyae' White and freshman Lauren Hansen and a pair of late defensive stops led the Auburn women's basketball team to a 66-62 win over St. Joseph's at Auburn Arena Sunday night.

The Tigers (2-2) snapped a two-game skid with their best defensive effort of the season, turning 14 turnovers by St. Joseph's (2-3) into 17 turnovers and limiting the Hawks to just four 3-pointers on 15 attempts.

Hansen, making her second career start, led Auburn with a career-high 18 points on 6-of-10 shooting, including a 4-for-6 night from 3-point range. Hansen also led the Auburn defensive effort with a game-high four steals. White also shattered her previous career-high with a 12-point effort, going 3-for-4 from the floor and 6-of-8 at the free-throw line.

Junior Unique Thompson made it 4-for-4 this season on double-doubles with a 17-point, 12-rebound night. Dating back to the final game of last season, Thompson has five consecutive double-doubles, a feat not accomplished by an Auburn player since Le'Coe Willingham in 2004. Thompson also led the Tigers with five assists.

Senior Daisa Alexander had eight points, three assists and two steals, and freshman Annie Hughes added five points and four rebounds off the bench.

As a team, the Tigers shot a season-low 36.2 percent from the field but got to the free-throw line 30 times for the second time this season, making 19. Auburn also out-rebounded St. Joe's 40-34 and had just 10 turnovers, a season-low.

A tough offensive third period for both teams ended with St. Joseph's holding a 46-45 lead. But the Tigers used several defensive stops and got timely shots from Hansen, Hughes and Morgan Robinson-Nwagwu to build a six-point lead at 64-58 with 1:16 to play. A pair of trips to the free-throw line for St. Joe's allowed the Hawks to cut the advantage to two points inside of 30 seconds, but the Tigers forced a turnover on the Hawks' next possession before a pair of Thompson free throws sealed the win.

### Game 5: Nov. 29, 2019 Middle Tennessee 73, Auburn 50 Hertz Arena Estero, Fla.

Official Basketball Box Score -- Game Totals -- Final Statistics  
Middle Tennessee vs Auburn  
11/29/19 11:00 am at Estero, Fla. (Hertz Arena)

Middle Tennessee 73 • 5-1		Total		3-Pr		Rebounds		PF		TP		A TO Blk Stl		Min					
#	Player	FG	FTA	FG	FTA	FT	FTA	Off	Def	Total	PF	TP	A	TO	Blk	Stl	Min		
33	Courtney Whitson	0-7	0-3	0-0	1 6	7	2	0	0	1	0	1	30				30		
35	Charity Savage	4-8	0-1	1-2	3 10	13	3	9	1	0	1	2	35				35		
01	Anastasia Hayes	5-11	0-1	1-3	0 2	2	1	11	5	6	0	3	36				36		
02	Taylor Sutton	9-17	6-12	3-4	0 2	2	2	27	2	2	0	4	33				33		
11	Aislynn Hayes	6-12	4-10	4-8	2 4	6	2	20	2	4	1	2	38				38		
03	Taylor Lewis	0-0	0-0	0-0	0 0	0	0	0	0	0	0	0	4				4		
05	Kiya Turner	0-0	0-0	1-2	0 0	0	1	1	0	0	0	0	4				4		
23	Alexis Whittington	2-5	0-2	0-0	1 1	2	1	4	2	1	0	0	15				15		
24	Amanda Whittington	0-0	0-0	1-2	0 3	3	0	1	1	0	0	0	2				2		
45	Shakyma Payne	0-0	0-0	0-0	0 1	1	2	0	0	1	0	0	5				5		
Team				26-60		10-29		11-21		7 29		36 14		73		12 16 3 12		200	
Totals				26-60		10-29		11-21		7 29		36 14		73		12 16 3 12		200	

1st FG %:	10.18	55.6%	2nd:	6.17	35.3%	3rd:	5.13	38.5%	4th:	5.12	41.7%	Game:	26.60	43.3%	Deadball	
3FG %:	4.00	40.0%	FT %:	2.7	28.6%	Off:	5.5	20.0%	Def:	3.7	42.9%	Rebounds	10.29	38.5%	11.1	

#### Auburn 50 • 2-3

Auburn 50 • 2-3		Total		3-Pr		Rebounds		PF		TP		A TO Blk Stl		Min					
#	Player	FG	FTA	FG	FTA	FT	FTA	Off	Def	Total	PF	TP	A	TO	Blk	Stl	Min		
10	Kiyae' White	2-7	0-0	1-2	1 1	2	2	5	0	1	0	1	23				23		
20	Unique Thompson	6-9	0-0	3-4	6 4	10	2	15	0	4	0	0	28				28		
00	Daisa Alexander	2-6	0-0	2-2	1 1	2	2	6	0	2	0	3	24				24		
05	Brooke Moore	4-11	3-10	0-0	0 2	2	11	1	5	0	0	0	30				30		
13	Lauren Hansen	0-0	0-0	0-0	0 0	0	0	5	0	0	0	0	12				12		
02	Sania Wells	1-1	0-0	1-2	0 1	1	2	3	3	1	0	0	13				13		
03	Annie Hughes	0-4	0-2	2-4	0 2	2	2	0	1	0	0	0	20				20		
24	Erin Howard	2-2	0-0	3-11	1 8	0	0	6	1	7	2	0	1	3	28		28		
30	M. Robinson-Nwagwu	0-4	0-0	1-4	0 3	3	2	1	2	4	0	1	18				18		
33	Natalie Kelly	0-0	0-0	0-0	0 0	0	0	0	0	0	0	0	4				4		
Team				18-53		4-20		10-18		8 21		29 22		50		8 23 1 8		200	
Totals				18-53		4-20		10-18		8 21		29 22		50		8 23 1 8		200	

1st FG %:	3.10	30.0%	2nd:	5.13	38.5%	3rd:	4.12	33.3%	4th:	6.18	33.3%	Game:	18.53	34.0%	Deadball	
3FG %:	1.4	25.0%	FT %:	1.6	16.7%	Off:	2.6	33.3%	Def:	4.20	50.0%	Rebounds	10.18	55.6%	5.3	

Officials: Doug Knight, Kevin Pethel, Tara Cruz  
Technical fouls: Middle Tennessee-None, Auburn-None.  
Attendance: 317

Score by periods	1st	2nd	3rd	4th	OT	Total
Middle Tennessee	24	16	15	18		73
Auburn	7	12	17	14		50

Last FG - MT 4th-05:39, AU 4th-06:07.  
Largest lead - MT by 26 4th-06:37, AU None.  
MT led for 38:57, AU led for 00:00. Game was tied for 00:50.

**ESTERO, Fla.--** Junior Unique Thompson picked up her fifth double-double in as many games, but the Auburn women's basketball team could never get going in a 73-50 loss to Middle Tennessee Friday morning to open the Gulf Coast Showcase.

A sloppy start to the game put the Tigers (2-3) in a big early hole, and Auburn was never able to climb out. Middle Tennessee (5-1) took advantage of 15 first-half Auburn turnovers to build a 21-point halftime lead, and Auburn was unable to make enough headway in the second half to get within striking distance.

Thompson finished with 15 points and 10 rebounds to give her six straight double-doubles going back to last season. Sophomore Brooke Moore was the only other Tiger in double-figures with 11 points.

Auburn shot a season-low 34.0 percent from the field (18-53) and was 4-of-20 from 3-point range. The Tigers also turned the ball over 23 times, leading to 19 MTSU points. Auburn did get 11 second-chance points off eight offensive rebounds, but the Tigers were out-rebounded for the first time this season, 36-29. The Blue Raiders also hit 10 3-pointers.

Middle Tennessee forced nine Auburn turnovers in the first quarter, and the Tigers hit just 3-of-10 shots as the Blue Raiders jumped out to a 24-7 lead. Things got slightly better in the second quarter, but ball control still proved to be an issue as MTSU took advantage of 15 first-half turnovers to lead 40-19 at the half. Auburn would get no closer than 16 points the rest of the way.

Taylor Sutton led MTSU with 27 points, followed by Aislynn Hayes with 20.

### Game 6: Nov. 30, 2019 Auburn 76, Dayton 74 (OT) Hertz Arena Estero, Fla.

Official Basketball Box Score -- Game Totals -- Final Statistics  
Dayton vs Auburn  
11/30/19 11:00 am at Estero, Fla. (Hertz Arena)

Dayton 74 • 3-5		Total		3-Pr		Rebounds		PF		TP		A TO Blk Stl		Min			
#	Player	FG	FTA	FG	FTA	FT	FTA	Off	Def	Total	PF	TP	A	TO	Blk	Stl	Min

**Game 7: Dec. 1, 2019**  
**Drake 83, Auburn 82**  
**Hertz Arena**  
**Estero, Fla.**

**Official Basketball Box Score -- Game Totals -- Final Statistics**  
**Drake vs Auburn**  
**12/1/19 1:30 pm at Estero, Fla. (Hertz Arena)**

**Drake 83 • 6-2**

##	Player	Total			3-Ptr			Rebounds			PF	TP	A	TO	Blk	Stl	Min
		FG	FGA	FT	FTA	FG	FGA	FT	FTA	Off							
12	Rose,Brenni	r	3-6	0-2	3-3	0	1	1	1	9	8	1	0	2	27		
50	Rhine,Sara	r	8-12	0-1	6-6	1	5	6	0	22	0	1	0	0	28		
02	Monahan,Maddie	g	0-3	0-2	0-0	0	0	0	2	0	2	2	0	1	22		
05	Hittner,Becca	g	3-12	1-7	3-4	0	3	3	1	10	2	2	0	1	26		
11	Collier,Kierra	g	7-9	1-3	0-0	1	1	2	2	15	3	5	0	0	27		
15	Woodridge,Allie	g	2-3	1-1	0-0	0	1	1	2	5	1	4	0	1	16		
22	Fulley,Hannah	g	0-0	0-0	0-0	0	2	2	1	0	0	1	0	1	8		
23	Negaard,Maggie	g	6-8	3-5	0-0	0	1	1	2	15	4	2	0	1	19		
31	Burich,Monica	g	2-4	0-0	0-0	2	5	7	2	4	0	0	0	3	17		
34	Guelldier,Sarah Beth	g	1-4	1-4	0-0	0	0	0	0	3	0	0	0	0	6		
42	Bair,Maggie	g	0-0	0-0	0-0	0	1	1	2	0	0	1	0	0	4		
	<b>Team</b>					0	0	0	0								
	<b>Totals</b>		<b>32-61</b>	<b>7-25</b>	<b>12-13</b>	<b>4</b>	<b>20</b>	<b>24</b>	<b>15</b>	<b>83</b>	<b>20</b>	<b>19</b>	<b>0</b>	<b>10</b>	<b>200</b>		

1st - FG %: 10-17 58.8% 2nd: 7-13 53.8% 3rd: 8-16 50.0% 4th: 7-15 46.7% Game: 32-61 52.5% Deadball  
 FT %: 1-5 20.0% 2-2 100.0% 3-5 60.0% 3-9 33.3% 7-25 28.0% Rebounds  
 FT %: 5-5 100.0% 2-2 100.0% 0-0 0.0%

**Auburn 82 • 3-4**

##	Player	Total			3-Ptr			Rebounds			PF	TP	A	TO	Blk	Stl	Min
		FG	FGA	FT	FTA	FG	FGA	FT	FTA	Off							
10	Kiyae' White	r	2-2	0-0	2-2	1	2	3	3	6	0	1	0	0	16		
20	Unique Thompson	r	5-9	0-0	2-3	2	9	11	2	12	1	4	0	4	32		
00	Daisa Alexander	g	7-17	4-9	6-6	1	2	3	1	24	4	3	0	3	31		
05	Brooke Moore	g	2-10	1-4	0-0	3	0	3	2	5	2	5	0	1	25		
13	Lauren Hansen	g	8-15	7-14	1-2	0	3	3	2	24	4	2	0	1	32		
02	Samia Wells	g	0-0	0-0	2-2	0	0	0	0	2	1	0	0	0	4		
03	Annie Hughes	g	2-3	1-1	0-0	0	0	0	0	5	3	3	0	0	11		
24	Erin Howard	g	1-4	0-1	0-1	1	4	5	1	2	0	2	2	1	30		
30	M. Robinson-Nwaqwu	g	1-2	0-0	0-0	1	0	1	2	2	3	0	0	1	17		
35	Natalie Kelly	g	0-0	0-0	0-0	0	0	0	1	0	0	0	0	0	2		
	<b>Team</b>					0	0	0	0								
	<b>Totals</b>		<b>28-62</b>	<b>13-29</b>	<b>13-16</b>	<b>9</b>	<b>20</b>	<b>29</b>	<b>14</b>	<b>82</b>	<b>15</b>	<b>20</b>	<b>2</b>	<b>11</b>	<b>200</b>		

1st - FG %: 7-16 43.8% 2nd: 8-17 47.1% 3rd: 8-12 66.7% 4th: 5-17 29.4% Game: 28-62 45.2% Deadball  
 FT %: 1-8 12.5% 2-2 100.0% 4-4 100.0% 5-5 100.0% 13-29 44.8% Rebounds  
 FT %: 2-5 40.0% 2-2 100.0% 4-4 100.0%

Officials: Brian Hall, Tiara Cruse, Kylie Galloway  
 Technical fouls: Drake-None, Auburn-None.  
 Attendance: 457

Score by periods	1st	2nd	3rd	4th	Total
Drake	26	18	18	21	83
Auburn	18	24	24	16	82

Points	In	Off	2nd	Fast	
Paint	T/O	Chance	Break	Bench	
Drake	44	24	6	5	27
Auburn	27	24	7	4	11

Last FG - DU 4th-02:18, AU 4th-02:02.  
 Largest lead - DU by 11 1st-02:34, AU by 11 3rd-01:29.  
 DU led for 22:44, AU led for 13:26. Game was tied for 03:41.  
 Score tied - 12 times.  
 Lead changed - 13 times.

**ESTERO, Fla.--** Auburn got huge offensive efforts from Daisa Alexander and Lauren Hansen, but the Tigers came up just short in a wild game with Drake Sunday afternoon, falling 83-82 in the fifth-place game of the Gulf Coast Showcase.

The Tigers (3-4) trailed by as many as 11, led by as many as 11, and saw 13 ties and 12 lead changes in an incredibly entertaining game. But a pair of free throws for Drake (6-2) with 7.8 seconds left, coupled with two misses at the other end, left Auburn behind as the clock expired.

Alexander and Hansen each scored 24 points, a career-high for Hansen and one shy of it for Alexander. Hansen made seven 3-pointers on the day, one shy of tying the Auburn single-game record. Both players also finished with four assists, and Alexander added three steals. Unique Thompson kept her double-double streak alive with a 12-point, 11-rebound effort that also included four steals.

Auburn shot 45.2 percent for the game (28-62) and hit 13-of-29 3-pointers (44.8%), coming up one short of the single-game team record. The Tigers were also stellar at the free-throw line, hitting 13-of-16 (81.3%). Auburn forced 19 Drake turnovers, turning those into 24 point.

Drake led 44-42 at the half. A slow start to the third quarter for both teams saw Auburn tie it up at 48-48, then go on a 10-0 run to build a 58-48 advantage on an Alexander 3-pointer with 3:36 left. But a flurry by the Bulldogs in the final 90 seconds cut the lead to four at 66-62 headed to the fourth.

The lead swung wildly in both directions throughout the fourth quarter with both teams leading by as many as 6. Auburn trailed 81-75 with 2:18 to play, but another 3-pointer plus two free throws from Alexander cut it to one at 81-80 with under a minute. Auburn got a stop, then Alexander drew a foul with 15 seconds left and made both free throws to put the Tigers back ahead 82-81. At the other end, Auburn forced a miss but was unable to get the rebound, and a foul with 7.8 seconds left led to two Bulldog free throws. The Tigers had two chances before the buzzer but could not get a shot to fall.

**2019-20 Auburn Women's Basketball**  
**Auburn Combined Team Statistics (as of Dec 02, 2019)**  
**All games**

<b>RECORD:</b>	<b>OVERALL</b>	<b>HOME</b>	<b>AWAY</b>	<b>NEUTRAL</b>
ALL GAMES	3-4	2-1	0-1	1-2
CONFERENCE	0-0	0-0	0-0	0-0
NON-CONFERENCE	3-4	2-1	0-1	1-2

##	Player	gp-gs	min	avg	Total		3-Point		F-Throw		Rebounds				pf	dq	a	to	blk	stl	pts	avg
					fg-fga	fg%	3fg-fga	3fg%	ft-fa	ft%	off	def	tot	avg								
20	Unique Thompson	7-7	223	31.9	44-68	.647	0-0	.000	38-57	.667	41	45	86	12.3	16	0	11	24	3	11	126	18.0
00	Daisa Alexander	7-7	211	30.1	41-95	.432	10-26	.385	27-36	.750	5	17	22	3.1	20	0	15	15	0	21	119	17.0
05	Brooke Moore	7-7	197	28.1	25-79	.316	10-43	.233	13-17	.765	7	6	13	1.9	12	0	9	19	1	10	73	10.4
13	Lauren Hansen	6-5	150	25.0	20-50	.400	14-32	.438	6-8	.750	3	8	11	1.8	20	2	9	21	0	9	60	10.0
03	Annie Hughes	7-3	162	23.1	15-30	.500	4-10	.400	4-7	.571	6	8	14	2.0	12	0	8	4	0	6	38	5.4
10	Kiyae' White	7-6	131	18.7	11-25	.440	0-0	.000	12-21	.571	10	24	34	4.9	15	0	5	7	3	3	34	4.9
24	Erin Howard	7-0	175	25.0	12-37	.324	4-22	.182	1-3	.333	8	25	33	4.7	9	0	6	5	5	8	29	4.1
04	x-Abigayle Jackson	2-0	17	8.5	3-6	.500	0-1	.000	1-2	.500	1	2	3	1.5	4	0	0	1	1	0	7	3.5
02	Sania Wells	5-0	43	8.6	2-7	.286	0-1	.000	5-6	.833	0	4	4	0.8	6	0	4	4	0	1	9	1.8
12	x-Maliya Perry	3-0	22	7.3	2-4	.500	1-1	1.000	0-2	.000	1	1	2	0.7	2	0	1	0	0	0	5	1.7
30	M. Robinson-Nwagwu	7-0	82	11.7	3-20	.150	0-0	.000	1-4	.250	4	8	12	1.7	11	0	10	11	1	4	7	1.0
35	Natalie Kelly	4-0	15	3.8	1-1	1.000	0-0	.000	1-2	.500	0	0	0	0.0	3	0	0	0	0	0	3	0.8
Team											7	8	15				3					
Total.....		7	1428		179-422	.424	43-136	.316	109-165	.661	93	156	249	35.6	130	2	78	114	14	73	510	72.9
Opponents.....		7	1425		194-409	.474	67-175	.383	88-122	.721	55	163	218	31.1	128	-	106	116	19	53	543	77.6

x-Inactive player

<b>TEAM STATISTICS</b>	<b>AU</b>	<b>OPP</b>	<b>Date</b>	<b>Opponent</b>	<b>Score</b>	<b>Att.</b>
SCORING	510	543	11/06/19	WOFFORD	W 84-82	1618
Points per game	72.9	77.6	11/14/19	OLD DOMINION	L 77-89	1635
Scoring margin	-4.7	-	11/21/19	at UAB	L 75-80	1081
FIELD GOALS-ATT	179-422	194-409	11/24/19	SAINT JOSEPH'S	W 66-62	1796
Field goal pct	.424	.474	1 11/29/19	vs Middle Tennessee	L 50-73	313
3 POINT FG-ATT	43-136	67-175	1 11/30/19	vs Dayton	Wot 76-74	317
3-point FG pct	.316	.383	1 12/1/19	vs Drake	L 82-83	457
3-pt FG made per game	6.1	9.6				
FREE THROWS-ATT	109-165	88-122				
Free throw pct	.661	.721				
F-Throws made per game	15.6	12.6				
REBOUNDS	249	218				
Rebounds per game	35.6	31.1				
Rebounding margin	+4.4	-				
ASSISTS	78	106				
Assists per game	11.1	15.1				
TURNOVERS	114	116				
Turnovers per game	16.3	16.6				
Turnover margin	+0.3	-				
Assist/turnover ratio	0.7	0.9				
STEALS	73	53				
Steals per game	10.4	7.6				
BLOCKS	14	19				
Blocks per game	2.0	2.7				
ATTENDANCE	5049	2168				
Home games-Avg/Game	3-1683	1-1081				
Neutral site-Avg/Game	-	3-362				

1 = Gulf Coast Showcase (Esterio, Fla.)

\* = Conference game

<b>Score by Periods</b>	<b>1st</b>	<b>2nd</b>	<b>3rd</b>	<b>4th</b>	<b>OT</b>	<b>Totals</b>
Auburn	113	118	139	127	13	510
Opponents	140	116	122	154	11	543






**Daisa Alexander**  
Senior • G • 5-8  
Decatur, Ga.  
Southwest DeKalb HS



**Robyn Benton**  
Sophomore • G • 5-9  
Atlanta, Ga.  
Greater Atlanta Christian School



**Sania Wells**  
Freshman • G • 5-7  
Moss Point, Miss.  
East Central HS



**Annie Hughes**  
Freshman • G • 5-9  
Dutton, Ala.  
Pisgah HS



**Brooke Moore**  
Sophomore • G • 5-7  
Atlanta, Ga.  
Henry County HS




**Kiyae' White**  
RS Sophomore • F • 6-2  
Macungie, Pa.  
Emmaus HS



**Lauren Hansen**  
Freshman • G • 5-8  
Long Island, N.Y.  
Ward Melville HS



**Jala Jordan**  
Sophomore • F • 6-2  
Philadelphia, Pa.  
West Virginia




**Unique Thompson**  
Junior • F • 6-3  
Theodore, Ala.  
Faith Academy



**Honesty Scott-Grayson**  
Sophomore • G • 5-9  
Brick, N.J.  
Baylor



**Erin Howard**  
Sophomore • G/F • 6-1  
Madison, Wis.  
Madison East HS



**Morgan Robinson-Nwagwu**  
Freshman • G • 5-8  
Norcross, Ga.  
Norcross HS



**Natalie Kelly**  
Freshman • F • 6-3  
Albany, La.  
Albany HS



**Terri Williams-Flournoy**  
Head Coach  
Penn State (1991)  
Eighth Season



**Ty Evans**  
Associate Head Coach  
Wisconsin-Whitewater (1995)  
Eighth Season



**Clarisse Garcia**  
Assistant Coach  
Villanova (2007)  
Fourth Season



**La'Keshia Frett Meredith**  
Assistant Coach  
Georgia (1997)  
First Season