

# 2019-20 LIPSCOMB MEN'S BASKETBALL GAME NOTES



Contact: Kirk Downs • Director of Communications • Phone: (615) 966-5457 • Email: kirk.downs@lipscomb.edu  
Website: www.LipscombSports.com • Address: One University Park Drive, Nashville, TN 37204 • Fax: (615) 966-1806

## ASUN GAME 13

LIPSCOMB (5-7) vs #8 AUBURN (11-0)  
December 29, 2019 | 3:00 PM | Auburn, Ala. | Auburn Arena

### SCHEDULE (5-7, 0-0 ASUN) (H: 3-2; A: 2-5; N: 0-0)

Date	Opponent	TV	Time/Result
<b>NOVEMBER</b>			
5	RHODES	ESPN+	W 104-55
9	MIDDLE TENNESSEE	ESPN+	L 73-70
12	@ Tennessee State		L 79-78
15	@ Duquesne	ESPN+	L 58-36
20	BELMONT	ESPN+	L 73-67
22	@ Navy	Patriot League	W 65-61
25	@ Tennessee Tech	ESPN+	W 78-65
30	@ Xavier	FSN	L 87-62
<b>DECEMBER</b>			
3	@ Belmont	ESPN+	L 80-75
8	TREVECCA	ESPN+	W 96-72
17	TENNESSEE TECH	ESPN+	W 76-60
20	@ Vermont	ESPN+	L 86-63
29	@ Auburn	SECN	3:00 p.m.
<b>JANUARY</b>			
2	@ Stetson *	ESPN+	6:00 p.m.
4	@ FGCU *	ESPN+	6:00 p.m.
9	KENNESAW STATE *	ESPN+	6:30 p.m.
11	NORTH ALABAMA *	ESPN+	4:00 p.m.
16	@ NJIT *	ESPN+	11:00 a.m.
18	@ Liberty *	ESPN+	6:00 p.m.
23	JACKSONVILLE	ESPN+	6:30 p.m.
25	NORTH FLORIDA *	ESPN+	4:00 p.m.
<b>FEBRUARY</b>			
1	STETSON *	ESPN+	4:00 p.m.
6	@North Alabama	ESPN+	6:00 p.m.
8	@ Kennesaw State *	ESPN+	3:30 p.m.
13	NJIT *	ESPN+	6:30 p.m.
15	FGCU *	ESPN+	4:00 p.m.
20	@ Jacksonville *	ESPN+	6:00 p.m.
22	@ North Florida	ESPN+	4:00 p.m.
29	LIBERTY *	ESPN+	4:00 p.m.
<b>MARCH</b>			
3	ASUN FIRST ROUND	ESPN+	TBD
5	ASUN SEMIFINALS	ESPN+	TBD
8	ASUN FINAL	ESPN	2:00 p.m.

### THE GAME

After a few days off for Christmas, the Lipscomb men's basketball team is ready to get back on the court and close out the calendar year on a high note when it travels to reigning Final Four team and No. 8 nationally-ranked Auburn on Sunday.

Opening tip is set for 3 p.m. on the SEC Network with Kevin Fitzgerald and Dane Bradshaw on the call.

The Tigers are one of three undefeated teams remaining in the nation, and the only undefeated team from a power conference, standing 11-0 after a victory over Lehigh last week.

### TEAM COMPARISON

	L	A
Scoring Offense	73.5	81.8
Scoring Defense	69.4	66.2
Scoring Margin	+4.2	+15.6
FG Pct.	.461	.462
FG Pct. Defense	.416	.403
3-pt. FG Pct.	.317	.323
3-pt. FG Pct. Defense	.329	.294
Free Throw Pct.	.686	.649
Rebound Avg.	36.5	42.0
Opp. Rebound Avg.	37.1	35.3
Rebound Margin	-0.6	+6.7
Assists Per Game	12.8	14.5
Turnovers Per Game	14.5	13.5
Opp. Turnovers	16.1	15.3
Turnover Margin	+1.5	+1.8

### STARTING NOTES

- For the first time in Lipscomb's NCAA era (2004-present), the Bisons failed to make a three-pointer (0-18) and scored the fewest points in a game (36) at Duquesne. It snapped at least a streak of 474 consecutive games.
- The Bisons lead the ASUN Conference in field goal makes per game (27.3), and rank second in scoring offense (72.7), field goal attempts (60.8), and field goal percentage (44.9).
- Ahsan Asadullah is just one of two players ranked in the conference top five for scoring (14.7) and rebounding (9.7).
- KJ Johnson leads the Bisons with 15.2 points per game; that average is third-best in the conference and also leads all ASUN freshmen on the year.
- Senior guard Michael Buckland has been on a tear since returning from an injury on Dec. 3 that forced him to miss three games, as he's averaged 11.8 PPG, 5.3 RPG, 3.5 APG and 1.8 SPG on 61% shooting over the last four games.
- Lipscomb used its seventh different starting lineup of the season against Vermont

### LAST GAME STARTERS

3-BUCKLAND	0-JOHNSON	10-WOLFE	1-JONES	23-ASADULLAH
MIN >> 29.3	MIN >> 25.4	MIN >> 23.4	MIN >> 17.4	MIN >> 26.1
PPG >> 9.7	PPG >> 15.2	PPG >> 5.8	PPG >> 6.2	PPG >> 14.7
REB >> 4.4	REB >> 2.9	REB >> 2.0	REB >> 1.8	REB >> 9.7
AST >> 2.3	AST >> 1.9	AST >> 1.9	AST >> 0.2	AST >> 3.3
FG% >> 50.0	FG% >> 49.6	FG% >> 38.1	FG% >> 37.5	BLK >> 1.3
3FG% >> 41.9	3FG% >> 37.8	3FG% >> 23.8	3FG% >> 33.3	FG% >> 51.0
FT% >> 85.7	FT% >> 78.2	FT% >> 69.2	FT% >> 90.0	FT% >> 41.2

### SPORTS INFO:

Director of Communications .....Kirk Downs  
Office Phone .....(615) 966-5457  
Email .....kirk.downs@lipscomb.edu  
Website.....www.LipscombSports.com



## NUMERICAL

No.	Name	Pos.	Yr.	Ht.	Wt.	Hometown/High School (Last School)
0	KJ Johnson	G	Fr.	6-1	154	Lewisburg, Tenn. (Marshall Co. HS)
1	Greg Jones	G	So.	6-3	195	Frisco, Texas (Wakeland HS)
2	Andrew Fleming	G	Sr.	6-5	205	Nashville, Tenn. (Chattanooga)
3	Michael Buckland	G	Sr.	6-5	197	High Point, N.C. (Wesleyan Christian Academy)
4	Jaxson Strates	F	R-Fr.	6-9	210	Winter Park, Fla. (Lake Highland Prep)
5	Kaleb Coleman	F	Fr.	6-6	204	Orlando, Fla. (Oak Ridge HS)
10	Jake Wolfe	G	So.	6-5	197	Aurora, Ill. (Aurora Christian School)
11	Alex Jones	G	So.	5-10	170	Alpharetta, Ga. (Buford HS)
12	Carson Cary	G	Fr.	6-0	158	Columbia, Tenn. (Columbia Academy)
13	Parker Hazen	F	Jr.	6-7	201	Columbia City, Ind. (Iowa Western CC)
14	Tanner Shulman	G	Fr.	6-4	198	Chattanooga, Tenn. (McCallie School)
20	John Matt Merritt	G	Jr.	6-1	170	Nashville, Tenn. (Lipscomb Academy)
22	Jacob Hobbs	F	Fr.	6-7	190	Elizabethtown, Ky. (Central Hardin HS)
23	Ahsan Asadullah	C	So.	6-8	265	Atlanta, Ga. (North Clayton HS)
25	Miles Miller	G	R-Fr.	6-2	168	Meridian, Miss. (Ole Miss)
35	Luke Howard	F	Fr.	6-7	192	Vancouver, Canada (Harding Academy)

## ALPHABETICAL

No.	Name	Pos.	Yr.	Ht.	Wt.	Hometown/High School (Last School)
23	Ahsan Asadullah	C	So.	6-8	265	Atlanta, Ga. (North Clayton HS)
3	Michael Buckland	G	Sr.	6-5	197	High Point, N.C. (Wesleyan Christian Academy)
12	Carson Cary	G	Fr.	6-0	158	Columbia, Tenn. (Columbia Academy)
5	Kaleb Coleman	F	Fr.	6-6	204	Orlando, Fla. (Oak Ridge HS)
2	Andrew Fleming	G	Sr.	6-5	205	Nashville, Tenn. (Chattanooga)
13	Parker Hazen	F	Jr.	6-7	201	Columbia City, Ind. (Iowa Western CC)
22	Jacob Hobbs	F	Fr.	6-7	190	Elizabethtown, Ky. (Central Hardin HS)
35	Luke Howard	F	Fr.	6-7	192	Vancouver, Canada (Harding Academy)
0	KJ Johnson	G	Fr.	6-1	154	Lewisburg, Tenn. (Marshall Co. HS)
11	Alex Jones	G	So.	5-10	170	Alpharetta, Ga. (Buford HS)
1	Greg Jones	G	So.	6-3	195	Frisco, Texas (Wakeland HS)
20	John Matt Merritt	G	Jr.	6-1	170	Nashville, Tenn. (Lipscomb Academy)
25	Miles Miller	G	R-Fr.	6-2	168	Meridian, Miss. (Ole Miss)
14	Tanner Shulman	G	Fr.	6-4	198	Chattanooga, Tenn. (McCallie School)
4	Jaxson Strates	F	R-Fr.	6-9	210	Winter Park, Fla. (Lake Highland Prep)
10	Jake Wolfe	G	So.	6-5	197	Aurora, Ill. (Aurora Christian School)

**Head Coach:** Lennie Acuff (1st Season)  
**Assistant Coaches:** Kevin Carroll (1st Season)  
 Roger Idstrom (7th Season)  
 Tyler Murray (1st Season)  
**Director of Basketball Ops:** Daniel Harris (1st Season)  
**Managers:** Mason True

<b>PRONUNCIATIONS:</b>	
Jaxson Strates	straights
Ahsan Asadullah	uh-sahn uh-SOD-jah-lah
Parker Hazen	HAY-zen
Lennie Acuff	A-cuff
Roger Idstrom	EED-strom

# HEAD COACH: LENNIE ACUFF



Lennie Acuff was named the 19th head men's basketball coach at Lipscomb University, Director of Athletics Philip Hutcheson announced on April 24, 2019. Acuff comes to town with more than 550 wins in his 29-year coaching career.

"Anyone who knows basketball at all knows that Lennie Acuff is recognized as one of the top basketball coaches at any level and over four hours of conversation I had with a number of coaches on the high school, travel-ball and college level proved that," Hutcheson said. "One DI coach told me he was glad he wasn't getting hired into his conference because he didn't want to have to play him twice a year and another told me that he imagined the coaches in his current conference were likely happier than anyone that he was moving somewhere else."

For the past 22 years, Acuff has been at the helm of the Chargers program where he built them into a national power with a 437-214 overall record.

"I am thrilled, very humbled and thankful for the opportunity," Acuff said. "I understand the tradition that exists with Lipscomb basketball and I will do everything I can to continue to build upon that tradition. I have a tremendous amount of appreciation and respect for what has been here in the past. It is a job I take very seriously and I look forward to having the chance to meet everyone involved in Lipscomb basketball. My family and I want to be a part of the community and we want to be a team player by supporting everything Lipscomb stands for. We are very excited to be a part of the Lipscomb family."

Under Acuff, UAH won eight regular season and three Gulf South Conference tournament championships and earned 11 trips to the NCAA-DII tournament, including two trips to the Elite Eight after winning the NCAA-DII South Regional in 2011 and 2012.

During that time UAH was ranked in the national polls for 44 consecutive weeks including a No. 2 ranking to end the 2011-12 season. The team's achievements were also recognized on a national level as Acuff's team was the first Division II program invited to play in the NIT Season Tip-Off in 2012, and the Chargers defeated North Texas in the opening round of the prestigious event.

Acuff has been named the NABC District Coach of the Year four times (2000, 2011, 2012, and 2013) and has been honored as the GSC Coach of the Year a conference-record eight times (1999, 2003, 2005, 2010, 2011, 2012, 2015, and 2016). Highly respected by his peers in the collegiate coaching ranks, Acuff is one of just two NCAA-DII coaches to serve on the National Association of Basketball Coaches Board of Directors. And among all of the accolades and achievements, perhaps most impressively, Acuff has done that by recruiting student athletes to an academic institution with high expectations of all its students and an average incoming freshman ACT of 28.

"I have always wanted an opportunity to coach at the Division I level," Acuff said. "I felt like if I were going to do it, it would need to be an institution I felt I was in alignment with from a faith-based and values situation, and Lipscomb had that. The type of players at Lipscomb are the same type I recruit in Huntsville, high-character kids that they've developed. They've built a great culture and have put Lipscomb basketball on the mid-major map."

Prior to his tenure at UAH, Acuff was head coach at Berry College in Rome, Georgia for four seasons, where he established it as one of the premier NAIA programs. At the age of 25, Acuff began his coaching career at Belhaven College in Jackson, Mississippi, and was the youngest head coach at a four-year college in the United States at the time.

A graduate of Shorter College in 1988, Acuff had an outstanding basketball playing career, setting a number of school records, and is a member of the Shorter Athletic Hall of Fame (2011).

He was a member of an Athletes in Action college all-star team which toured Asia and he represented the United States in the Pre-Olympic Tournament in Seoul, South Korea. Following his playing career, Acuff earned his master's degree from the University of North Alabama. Acuff and his wife, Kelly, have two children, Will and Molly.

"I am thrilled, very humbled and thankful for the opportunity," Acuff said. "I understand the tradition that exists with Lipscomb basketball and I will do everything I can to continue to build upon that tradition."

"I have a tremendous amount of appreciation and respect for what has been here in the past. It is a job I take very seriously."

## The Acuff File @CoachAcuff

Alma Mater: Shorter College (1988)  
Overall Record: 560-331 (30th year)  
Lipscomb Record: 5-7 (1st year)

### Year-by-Year Record

Belhaven College		
1990-91	14-19	.424
1991-92	17-16	.486
1992-93	21-12	.636
<b>3 yrs</b>	<b>52-47</b>	<b>.525</b>

Berry College		
1993-94	14-19	.424
1994-95	11-19	.367
1995-96	20-13	.606
1996-97	21-13	.618
<b>4 yrs</b>	<b>66-64</b>	<b>.508</b>

Alabama-Huntsville		
1997-98	9-17	.346
1998-99	15-12	.555
1999-00	22-7	.759
2000-01	19-8	.704
2001-02	17-9	.654
2002-03	20-11	.645
2003-04	14-13	.519
2004-05	16-12	.571
2005-06	22-8	.733
2006-07	18-11	.621
2007-08	13-15	.464
2008-09	17-11	.607
2009-10	23-7	.767
2010-11	29-5	.853
2011-12	29-4	.879
2012-13	25-6	.806
2013-14	15-13	.536
2014-15	23-9	.719
2015-16	25-8	.758
2016-17	26-8	.765
2017-18	16-12	.571
2018-19	24-8	.750
<b>22 yrs</b>	<b>437-214</b>	<b>.671</b>

Lipscomb		
2019-20	5-7	.416
<b>1 yr</b>	<b>5-7</b>	<b>.416</b>

•Just the fourth coach at Lipscomb since 1975

# Inside the Numbers - 2019-20

## Tracking the Bisons

### 30+ Points

	2019-20	Career
Ahsan Asadullah	1	3
KJ Johnson	3	3
Michael Buckland	0	2
Andrew Fleming	1	1
John Matt Merritt	0	1

### 20+ Points

	2019-20	Career
Michael Buckland	5	26
Ahsan Asadullah	10	20
Andrew Fleming	7	11
KJ Johnson	9	9
Jake Wolfe	2	4
Greg Jones	1	1
Carson Cary	1	1
Miles Miller	1	1
Parker Hazen	1	1
Alex Jones	0	1

### 20+ Rebounds

	2019-20	Career
Ahsan Asadullah	4	4
Michael Buckland	0	2

### 10+ Assists

	2019-20	Career
Michael Buckland	1	10
Ahsan Asadullah	3	3
Miles Miller	1	1
Andrew Fleming	1	1
KJ Johnson	1	1
Jake Wolfe	1	1

### 4+ 3-Pointers

	2019-20	Career
Michael Buckland	2	4
Greg Jones	1	1
Miles Miller	1	1
Carson Cary	1	1

### 3+ Steals

	2019-20	Career
Michael Buckland	1	5
Alex Jones	0	2
Jake Wolfe	1	1
Ahsan Asadullah	1	1

### 3+ Blocks

	2019-20	Career
Ahsan Asadullah	2	4
Michael Buckland	1	1
Jacob Hobbs	1	1

### Double-Doubles

	2019-20	Career
Ahsan Asadullah	3	3
Michael Buckland	0	1

## Lipscomb's record when:

	ALL	ASUN
At home:	3-2	0-0
On the road:	2-5	0-0
At a neutral site:	0-0	0-0
Leading at the half:	2-3	0-0
Trailing at the half:	3-4	0-0
Tied at the half:	0-0	0-0
In November:	3-5	0-0
In December:	2-2	0-0
In January:	0-0	0-0

When scoring 90+	2-0	0-0
When scoring 80-89	0-0	0-0
When scoring 70-79	2-3	0-0
When scoring 60-69	1-3	0-0
When scoring 50-59	0-0	0-0
When scoring less than 50	0-1	0-0

When allowing 90+	0-0	0-0
When allowing 80-89	0-3	0-0
When allowing 70-79	1-3	0-0
When allowing 60-69	3-0	0-0
When allowing 50-59	1-1	0-0
When allowing less than 50	0-0	0-0

Outrebounded opponent:	3-2	0-0
Outrebounded by opponent	2-5	0-0
Same number of rebounds	0-0	0-0

Shoot higher % than opp.	5-0	0-0
Shoot lower % than opp.	0-7	0-0
Opp. shoot 50% or higher	1-2	0-0
Opp. shoot lower than 50%	4-5	0-0

Hit more FT than opponent:	4-3	0-0
Hit less FT than opponent:	1-4	0-0
Hit the same number	0-0	0-0

When hitting 5 or more 3pt	5-4	0-0
When hitting 4 or less 3pt	0-3	0-0
Games decided by 5 or fewer	0-0	0-0
In Overtime	0-0	0-0

On ESPN+	4-6	0-0
On SECN	0-0	0-0
On Patriot League Network	1-0	0-0
FSN	0-1	0-0

vs. ASUN at home:	0-0	0-0
vs. ASUN on road:	0-0	0-0

Games vs. AP ranked opp:	0-1	0-0
--------------------------	-----	-----

Games following a loss:	2-4	0-0
Games following a win:	2-3	0-0
More points in paint:	3-4	0-0

On Monday	1-0	0-0
On Tuesday	2-2	0-0
On Wednesday	0-1	0-0
On Thursday	0-0	0-0
On Friday	1-2	0-0
On Saturday	0-2	0-0
On Sunday	1-0	0-0

White Uni's	2-2	0-0
Purple Uni's	2-2	0-0
Gold Uni's	1-2	0-0
Gray Uni's	0-1	0-0

## When committing...

Fewer turnovers than opponents	4-4
More turnovers than opponents	0-3
Same number of turnovers	0-0

## With...

No players in double-figures	0-0
One players in double-figures	0-1
Two players in double-figures	0-3
Three players in double-figures	2-1
Four players in double-figures	2-2
Five players in double-figures	1-0
Six players in double-figures	0-0
Seven players in double-figures	0-0



NCAA TOP-150

## STATISTIC RANKINGS

(As of Dec. 26, 2019)

	STAT	NCAA	ASUN
Scoring	72.7	--	2nd
Scoring Defense	70.8	--	5th
Scoring Margin	+1.9	--	3rd
Rebounding	36.3	--	4th
Rebounding Margin	-1.8	--	7th
Defensive RPG	26.8	137th	3rd
Assists	13.1	--	4th
Assist-TO-Ratio	0.91	--	3rd
Turnover Margin	1.5	119th	2nd
Turnovers Forced	15.8	78th	1st
Steals	5.8	--	5th
Blocked Shots	3.0	--	3rd
Total Blocks	36	--	4th
FG%	44.9	130th	2nd
FG% Defense	42.0	--	5th
3FG Made	7.3	--	5th
3FG%	32.2	--	4th
3FG% Defense	33.7	--	5th
FT Made	131	--	8th
FT Attempts	191	--	8th
FT%	68.6	--	5th
Fouls Per Game	15.0	--	2nd

## INDIVIDUAL (ALL GAMES)

<b>Rebounds Per Game</b>			
Ahsan Asadullah	9.7	36th	2nd
<b>Defensive Reb. Per Game</b>			
Ahsan Asadullah	6.9	32nd	2nd
<b>Offensive Reb. Per Game</b>			
Ahsan Asadullah	2.82	101st	4th
<b>Double-Doubles</b>			
Ahsan Asadullah	3	106th	4th
<b>Total Field Goals Made</b>			
Ahsan Asadullah	73	111th	5th
<b>Field Goal Percentage</b>			
Ahsan Asadullah	51.0	116th	2nd
KJ Johnson	49.6	137th	3rd
<b>Blocks Per Game</b>			
Ahsan Asadullah	1.27	138th	6th
<b>Total Rebounds</b>			
Ahsan Asadullah	107	64th	4th
<b>Free Throws Made</b>			
KJ Johnson	43	145th	2nd



# TEAM GAME-BY-GAME COMPARISON

Opponent	1st	2nd	Score	Mar	Total FG	FG Pct	3-PT	3PT %	FT	FT Pct	Reb	Mar	Ast	TO	Blk	Stl	Fouls
RHODES	45/25	59/30	104-55	+49	41-75/23-74	.547/.311	6-18/5-19	.333/.263	16-23/3-5	.696/.571	54/32	+22	18/9	11/18	6/4	6/2	12/16
MIDDLE TENN.	31/37	39/36	70-73	(3)	24-64/23-57	.375/.404	9-32/13-30	.281/.433	13-16/14-17	.813/.824	41/35	+6	12/14	18/20	6/4	4/8	16/18
at Tennessee State	44/40	34/39	78-79	(1)	27-54/32-59	.500/.542	7-20/8-22	.350/.364	17-24/7-13	.708/.538	22/38	(16)	9/15	14/22	1/3	3/3	12/26
at Duquesne	18/24	18/34	36-58	(22)	14-48/22-60	.292/.367	0-18/1-22	.000/.045	8-12/13-17	.667/.765	33/42	(9)	4/12	23/13	3/5	8/15	16/15
BELMONT	33/32	34/41	67-73	(6)	23-61/27-69	.377/.391	4-20/8-32	.200/.250	17-28/11-18	.607/.611	46/45	+1	9/13	12/11	1/4	5/3	15/17
at Navy	29/26	36/35	65-61	+4	26-53/20-56	.491/.357	10-21/8-24	.476/.333	3-7/13-14	.429/.929	27/40	(13)	15/13	10/13	6/1	5/5	15/14
at Tennessee Tech	35/36	43/29	78-65	+13	30-60/25-70	.500/.357	10-26/11-35	.385/.314	8-12/4-8	.667/.500	36/43	(7)	16/10	10/14	1/3	5/4	10/17
at Xavier	26/40	36/47	62-87	(25)	25-63/36-74	.397/.486	4-15/8-24	.267/.333	8-11/7-13	.727/.538	36/43	(7)	12/21	18/14	0/5	6/10	13/12
at Belmont	38/36	37/44	75-80	(5)	31-69/29-57	.449/.509	7-28/10-28	.250/.357	6-7/12-16	.857/.750	33/35	(2)	10/14	15/18	2/4	9/7	18/12
TREVECCA	44/46	52/26	96-72	+24	37-62/26-57	.597/.456	9-20/14-26	.450/.538	13-18/6-11	.722/.545	37/24	+13	18/12	12/18	5/3	6/2	15/19
TENNESSEE TECH	33/37	45/23	78-60	+18	28-55/23-54	.509/.426	11-25/8-24	.440/.333	11-17/6-17	.647/.353	36/31	+5	18/7	17/16	4/0	6/9	15/17
at Vermont	29/43	34/43	63-86	(23)	21-65/28-60	.323/.467	10-27/10-23	.370/.435	11-16/20-25	.688/800	34/48	(14)	16/15	12/13	1/9	6/6	23/15

## 2019-20 ASUN Conference Preseason Men's Basketball Preseason Honors & Awards

**Preseason Player of the Year:** Caleb Homesley, Liberty  
**Preseason Defensive Player of the Year:** Wajid Aminu, North Florida

### ASUN Preseason MBB All-Conference Team

Pos.	Name	School	Year	Hometown	Academic Major
*G	Caleb Homesley	Liberty	Sr.	Indian Trail, N.C.	Sport Management
*F	Scottie James	Liberty	Sr.	Tarpon Springs, Fla.	Mechanical Engineering
*G	Zach Cooks	NJIT	Jr.	Lawrenceville, Ga.	Marketing
*G	Ivan Gandia-Rosa	North Florida	Sr.	Caguas, Puerto Rico	Sport Management
G	Tyler Hooker	Kennesaw State	Sr.	Simpsonville, S.C.	Integrative Studies
C	Ahsan Asadullah	Lipscomb	So.	Atlanta, Ga.	Finance
G	Michael Buckland	Lipscomb	Sr.	High Point, N.C.	Corporate Management
G	Jamari Blackmon	North Alabama	So.	Hoover, Ala.	Business Management
F	Wajid Aminu	North Florida	Sr.	Stone Mountain, Ga.	International Business
G	Garrett Sams	North Florida	Sr.	Martin, Tenn.	Sport Management

### ASUN Preseason Coaches Poll

Team (1st-Place Votes)	Points
Liberty (7)	79
North Florida (2)	74
FGCU	60
NJIT	51
<b>Lipscomb</b>	<b>40</b>
North Alabama	35
Jacksonville	32
Kennesaw State	20
Stetson	14

### Miscellaneous Statistics

Current Streak:	Lost 1 (Dec. 20 to present)
Longest Win Streak:	Won 2 (twice)
Longest Losing Streak:	Lost 4 (Nov. 9 to Dec. 8)
Current Home Streak:	Won 2 (Dec. 8 to present)
Current Road Streak:	Lost 3 (Nov. 30 to present)
Largest Margin of Victory:	+49 (104-55, Rhodes)
Smallest Margin of Victory:	+4 (65-61, Navy)
Largest Margin of Defeat:	-25 (87-62, Xavier)
Smallest Margin of Defeat:	-1 (79-78, Tennessee State)

### ASUN Standings

Team	ASUN	Overall
Liberty	0-0	14-0
North Florida	0-0	7-7
Jacksonville	0-0	7-7
<b>Lipscomb</b>	<b>0-0</b>	<b>5-7</b>
North Alabama	0-0	5-7
Stetson	0-0	5-9
NJIT	0-0	3-9
FGCU	0-0	3-11
Kennesaw State	0-0	1-11

\*As of Dec. 26, 2019

### December 29

NJIT @ UCONN
Liberty @ LSU
Kennesaw St. @ #25 Iowa
FGCU @ USC

### Location

Storrs, Conn.
Baton Rouge, La.
Iowa City, Iowa
Los Angeles, Calif.

### Time

12:00 PM
12:30 PM
3:00 PM
9:00 PM

### December 30

Stetson @ South Carolina
North Florida @ #18 Dayton
South Carolina St. @ Jacksonville

### Location

Columbia, S.C.
Dayton, Ohio
Jacksonville, Fla.

### Time

2:00 PM
6:00 PM
6:00 PM

\*All Central Times



[www.LipscombSports.com](http://www.LipscombSports.com)  
[@LipscombBisons/@LipscombMBB](https://www.facebook.com/LipscombBisonBasketball)



## GAME-BY-GAME STARTERS/HIGHS

Opponent	Date	Score	G	G	G	G/F	C	High Points	High Rebounds
RHODES	11/5/19	W 104-55	Buckland	G. Jones	Fleming	Wolfe	Asadullah	(14) Johnson	(10) Asadullah
MIDDLE TENNESSEE	11/9/19	L 73-70	Buckland	G. Jones	Fleming	Wolfe	Asadullah	(18) Asadullah	(13) Asadullah
at Tennessee State	11/12/19	L 79-78	Buckland	G. Jones	Fleming	Wolfe	Hazen	(16) Johnson	(4) Hazen
at Duquesne	11/15/19	L 58-36	Buckland	G. Jones	Fleming	Wolfe	Hazen	(14) Asadullah	(6) Asadullah
BELMONT	11/20/19	L 73-67	Buckland	Miller	Fleming	Wolfe	Asadullah	(16) Johnson	(15) Asadullah
at Navy	11/22/19	W 65-61	Johnson	Miller	Fleming	Hazen	Asadullah	(18) Johnson	(13) Asadullah
at Tennessee Tech	11/25/19	W 78-65	Johnson	Miller	Fleming	Hazen	Asadullah	(23) Johnson	(9) Asadullah
at #23 Xavier	11/30/19	L 87-62	Johnson	Miller	Fleming	Hazen	Asadullah	(25) Johnson	(9) Asadullah
at Belmont	12/5/19	L 80-75	Johnson	Buckland	Fleming	Hazen	Asadullah	(20) Fleming	(8) Asadullah
TREVECCA	12/8/19	W 96-72	Johnson	Buckland	Fleming	Hazen	Asadullah	(21) Asadullah, Johnson	(6) Asadullah, Coleman
TENNESSEE TECH	12/17/19	W 76-60	Johnson	Buckland	Fleming	Wolfe	Asadullah	(16) Johnson	(8) Asadullah, Buckland
at Vermont	12/20/19	L 86-63	Johnson	Buckland	G. Jones	Wolfe	Asadullah	(18) Asadullah	(8) Asadullah

### Record vs. ASUN

School	Overall	Tourn.
FGCU	14-10	2-0
Jacksonville	21-15	3-2
Kennesaw St.	21-7	0-1
NJIT	9-2	2-0
North Florida	13-16	0-2
Stetson	22-15	1-1
Liberty	3-2	0-1
North Alabama	27-20	0-0

### Top-20 Scorers All-Time

Rank	Name	Points	Years Played
1	John Pierce *	4,230	1990-94
2	Philip Hutcheson	4,106	1986-90
3	Darren Henrie	3,004	1986-90
4	Garrison Mathews^	2,478	2015-19
5	Andy McQueen	2,319	1991-94
6	Kenyatta Perry	2,118	1993-97
7	Adnan Hodzic ^	2,002	2007-11
8	Alan Banks	1,959	1978-82
9	Anthony Jones	1,955	1983-87
10	Steve Flatt	1,880	1973-77
11	John Kimbrell	1,847	1982-86
12	Wade Tomlinson	1,792	1986-90
13	John Holt	1,741	1992-97
14	Bryan Farmer	1,716	1995-99
15	Bruce Bowers	1,650	1968-72
16	Brian Fisk ^	1,633	2003-07
17	Shannon Terry	1,628	1988-92
18	Eddie Ard ^	1,624	2004-08
19	Josh Slater ^	1,602	2007-11
20	Mark Campbell	1,509	1990-94

\* - College Basketball All-Time Scoring Leader (Any level)  
 ^ - NCAA era

### Records by Starting Lineup

<i>Miller, Asadullah, Johnson, Fleming, Hazen</i>	<b>2-1</b>
<i>Buckland, Asadullah, Fleming, G. Jones, Wolfe</i>	<b>1-1</b>
<i>Buckland, Asadullah, Johnson, Fleming, Hazen</i>	<b>1-1</b>
<i>Buckland, Asadullah, Johnson, Fleming, Wolfe</i>	<b>1-0</b>
<i>Buckland, Asadullah, Fleming, Miller, Wolfe</i>	<b>0-1</b>
<i>Buckland, Asadullah, Johnson, G. Jones, Wolfe</i>	<b>0-1</b>
<i>Buckland, Hazen, Fleming, G. Jones, Wolfe</i>	<b>0-2</b>

Player	Games Played	2019-20 Starts	Career Starts
Michael Buckland	108	9	71
Andrew Fleming	78	11	11
Ahsan Asadullah	48	10	12
Greg Jones	51	5	5
Jake Wolfe	43	7	7
Alex Jones	43	0	0
John Matt Merritt	38	0	0
KJ Johnson	12	7	7
Parker Hazen	12	7	7
Miles Miller	12	4	4
Kaleb Coleman	12	0	0
Jacob Hobbs	10	0	0
Jaxson Strates	9	0	0
Carson Cary	9	0	0

# 0 KJ JOHNSON

FR Guard | 6-1 | 154 | Undecided  
Lewisburg, Tenn. | Marshall County High School



## NOTES:

- Tabbed the ASUN Newcomer of the Week (12/2)
- 2x Tennessee's Class AA Mr. Basketball at Marshall Co. High School
- Averaged 34.8 points, 5.5 rebounds, 5.1 assists and 1.3 steals in 29 games as a senior
- As a junior he poured in 34.1 points, 4.0 rebounds, 4.0 assists and 2.1 steals for the Tigers
- 4x All-State, All-Region and All-District
- His junior campaign was his first of back-to-back 1,000 point seasons where he knocked down 114 three-pointers for an average of 3.6 per contest.
- Scored 53 points against Forrest in the District 12-AA semifinals as a junior before setting the school's single-game record with 57 points in the season opener as a senior
- As a senior he produced three 50-point games and nine 40-points. Also a triple double against Nolensville (29 pt, 10 reb, 10 ast)
- His dad (Jerry) played collegiate baseball at Columbia State

## SEASON/CAREER HIGHS

### POINTS

Season: 25 at Xavier (11/30/19)

Career: Same

### REBOUNDS

Season: 7 at Tennessee Tech (11/25/19)

Career: Same

### ASSISTS

Season: 8 at Tennessee Tech (11/25/19)

Career: Same

### BLOCKS

Season:

Career:

### STEALS

Season: 1 (8x), last at Vermont (12/20/19)

Career: Same

### MINUTES

Season: 38 at Tennessee Tech (11/25/19)

Career: Same

### FIELD GOALS MADE

Season: 9 at Xavier (11/30/19)

Career: Same

### FIELD GOALS ATTEMPTED

Season: 17 at Xavier (11/30/19)

Career: Same

### 3-PT FIELD GOALS MADE

Season: 3 at Vermont (12/20/19)

Career: Same

### 3-PT FIELD GOALS ATTEMPTED

Season: 5 (4x), last at Vermont (12/20/19)

Career: Same

### FREE THROWS MADE

Season: 7 vs. Belmont (11/20/19)

Career: Same

### FREE THROWS ATTEMPTED

Season: 9 vs. Tennessee Tech (12/17/19)

Career: Same

## SEASON STATS

PPG	RPG	APG	FG%	3FG%	FT%
15.2	2.9	1.9	49.6	37.8	78.2

## LAST GAME (at Vermont)

MIN	PTS	REBS	ASTS	BLKS	STLS
18	13	1	1	0	1

Opponent	Date	gs	min	Total		3-Pointers		Free throws		Rebounds				pf	a	t/o	blk	stl	pts	avg
				fg-fga	pct	3fg-fga	pct	ft-fga	pct	off	def	tot	avg							
RHODES COLLEGE	11/05/19	15	5-9	.556	1-4	.250	3-3	1.000	1	0	1	1.0	1	2	0	0	0	14	14.0	
MIDDLE TENNESSEE	11/09/19	13	1-4	.250	0-1	.000	0-0	.000	0	1	1	1.0	0	1	2	0	0	2	8.0	
at Tennessee State	11/12/19	20	5-7	.714	1-2	.500	5-7	.714	0	1	1	1.0	0	0	2	0	1	16	10.7	
at Duquesne	11/15/19	20	2-6	.333	0-3	.000	5-6	.833	0	2	2	1.3	0	1	1	0	1	9	10.3	
BELMONT	11/20/19	27	4-12	.333	1-3	.333	7-8	.875	0	3	3	1.6	2	0	2	0	1	16	11.4	
at Navy	11/22/19	*	37	8-13	.615	2-5	.400	0-0	.000	0	3	3	1.8	1	2	1	0	1	18	12.5
at Tennessee Tech	11/25/19	*	38	8-12	.667	2-5	.400	5-7	.714	1	6	7	2.6	1	8	1	0	1	23	14.0
at Xavier	11/30/19	*	37	9-17	.529	2-5	.400	5-6	.833	3	2	5	2.9	1	2	3	0	1	25	15.4
at Belmont	12/03/19	*	28	3-11	.273	2-4	.500	1-1	1.000	3	1	4	3.0	0	0	2	0	0	9	14.7
TREVECCA	12/08/19	*	25	7-9	.778	2-4	.500	5-5	1.000	0	4	4	3.1	2	2	1	0	1	21	15.3
TENNESSEE TECH	12/17/19	*	27	5-10	.500	1-4	.250	5-9	.556	0	3	3	3.1	1	4	1	0	0	16	15.4
at Vermont	12/20/19	*	18	4-13	.308	3-5	.600	2-3	.667	0	1	1	2.9	3	1	2	0	1	13	15.2
Totals		7	305	61-123	.496	17-45	.378	43-55	.782	8	27	35	2.9	12	23	18	0	8	182	15.2

Games played: 12  
Minutes/game: 25.4  
Points/game: 15.2  
FG Pct: 49.6  
3FG Pct: 37.8  
FT Pct: 78.2

Rebounds/game: 2.9  
Assists/game: 1.9  
Turnovers/game: 1.5  
Assist/turnover ratio: 1.3  
Steals/game: 0.7

## CAREER STATS

	GP-GS	MIN	AVG	FG-A	PCT	3FG-A	PCT	FT-A	PCT	OFF-DEF-REB	AVG	PF	AST	TO	BLK	STL	PTS	AVG
2019-20	12-7	305	25.4	61-123	.496	17-45	.378	43-55	.782	8-27-35	2.9	12	23	18	0	8	182	15.2
TOTAL	12-7	305	25.4	61-123	.496	17-45	.378	43-55	.782	8-27-35	2.9	12	23	18	0	8	182	15.2

# 1 GREG JONES

SO Guard | 6-3 | 195 | Finance  
Frisco, Texas | Wakeland High School



## NOTES:

- Made his first career start in the season opener vs. Rhodes where he scored a career-high 8 points
- Has hit 8 three-pointers over his last three games after draining only three in the first six games
- Played in nine games in 2018-19 after suffering season-ending injury
- Made his collegiate debut at home against Emory in 2017 with 5 points in 23 minutes
- Scored 1,225 points in his career at Wakeland High School in Frisco, Texas
- Averaged 17.5 ppg as a senior for the Wolverines
- His father played football at Taylor University

## SEASON/CAREER HIGHS

### POINTS

Season: 15 vs. Trevecca (12/8/19)  
Career: Same

### REBOUNDS

Season: 4 at Vermont (12/20/19)  
Career: 6 at Louisville (12/12/18)

### ASSISTS

Season: 1 vs. Tennessee Tech (12/17/19)  
Career: 4 vs. Fisk (1/3/18)

### BLOCKS

Season: 1 at Vermont (12/20/19)  
Career: 2 vs. Emory (11/10/17)

### STEALS

Season: 1 (3x), last vs. Trevecca (12/8/19)  
Career: 1 (18x), last vs. Trevecca (12/8/19)

### MINUTES

Season: 28 at Vermont (12/20/19)  
Career: Same

### FIELD GOALS MADE

Season: 5 vs. Trevecca (12/8/19)  
Career: Same

### FIELD GOALS ATTEMPTED

Season: 9 vs. Tennessee Tech (12/17/19)  
Career: Same

### 3-PT FIELD GOALS MADE

Season: 5 vs. Trevecca (12/8/19)  
Career: Same

### 3-PT FIELD GOALS ATTEMPTED

Season: 7 vs. Trevecca (12/8/19)  
Career: Same

### FREE THROWS MADE

Season: 3, vs. Rhodes (11/5/19)  
Career: Same

### FREE THROWS ATTEMPTED

Season: 4 vs. Rhodes (11/5/19)  
Career: Same

## SEASON STATS

PPG	RPG	APG	FG%	3FG%	FT%
6.2	1.8	0.1	37.5	33.3	90.0

## LAST GAME (at Vermont)

MIN	PTS	REBS	ASTS	BLKS	STLS
28	7	4	0	1	0

Opponent	Date	gs	min	Total		3-Pointers		Free throws		Rebounds				pf	a	t/o	blk	stl	pts	avg	
				fg-fga	pct	3fg-fga	pct	ft-fga	pct	off	def	tot	avg								
RHODES COLLEGE	11/05/19	*	16	2-6	.333	1-3	.333	3-4	.750	0	3	3	3.0	0	0	0	0	1	8	8.0	
MIDDLE TENNESSEE	11/09/19	*	11	1-6	.167	1-4	.250	0-0	.000	1	0	1	2.0	0	0	0	0	1	3	5.5	
at Tennessee State	11/12/19	*	10	1-6	.167	1-4	.250	0-0	.000	0	0	0	1.3	1	0	2	0	0	3	4.7	
at Duquesne	11/15/19	*	22	2-4	.500	0-2	.000	0-0	.000	1	1	2	1.5	0	0	3	0	0	4	4.5	
BELMONT	11/20/19		15	1-2	.500	0-1	.000	0-0	.000	1	1	2	1.6	3	0	2	0	0	2	4.0	
at Navy	11/22/19		dnp	-	-	-	-	-	-	-	-	-	-	-	-	-	-	-	-	-	
at Belmont	12/03/19		14	0-2	.000	0-2	.000	2-2	1.000	0	2	2	1.7	1	1	1	0	1	2	3.7	
TREVECCA	12/08/19		20	5-7	.714	5-7	.714	0-0	.000	1	1	2	1.7	2	0	1	0	1	15	5.3	
TENNESSEE TECH	12/17/19		21	4-9	.444	2-6	.333	2-2	1.000	0	0	0	1.5	0	1	1	0	1	12	6.1	
at Vermont	12/20/19	*	28	2-6	.333	1-4	.250	2-2	1.000	1	3	4	1.8	0	0	0	1	0	7	6.2	
Totals			5	157	18-48	.375	11-33	.333	9-10	.900	5	11	16	1.8	7	2	10	1	5	56	6.2

Games played: 9  
Minutes/game: 17.4  
Points/game: 6.2  
FG Pct: 37.5  
3FG Pct: 33.3  
FT Pct: 90.0

Rebounds/game: 1.8  
Assists/game: 0.2  
Turnovers/game: 1.1  
Assist/turnover ratio: 0.2  
Steals/game: 0.6  
Blocks/game: 0.1

## CAREER STATS

	GP-GS	MIN	AVG	FG-A	PCT	3FG-A	PCT	FT-A	PCT	OFF-DEF-REB	AVG	PF	AST	TO	BLK	STL	PTS	AVG
2017-18	33-0	346	10.5	27-91	.297	13-54	.241	8-10	.800	6-21-27	0.8	31	20	23	4	11	75	2.3
2018-19	9-0	100	11.1	6-22	.273	1-11	.100	7-7	1.000	5-11-16	1.8	7	4	4	1	3	20	2.2
2019-20	9-5	157	17.4	18-48	.375	11-33	.333	9-10	.900	5-11-16	1.8	7	2	10	1	5	56	6.2
TOTAL	51-5	602	11.8	51-161	.317	25-98	.255	24-27	.889	16-43-59	1.2	45	26	37	6	19	151	3.0



# 2 ANDREW FLEMING

SR Guard | 6-6 | 205 | Sport Management  
Nashville, Tenn. | Chattanooga



## NOTES:

- Made his first-career start in the 2019-20 season opener after stops at three schools.
- Scored the two highest point totals of his career this season against Belmont (18) and (20)
- Recorded his previous career high of 15 in the loss to Middle Tennessee on 5 of 12 shooting
- Participated in the 2016 NCAA Tournament as a member of the Iowa Hawkeyes, playing in their second round matchup against Villanova
- Scored a team-high 9 points in four minutes against UNC in the NCAA Tournament in 2018
- 2017 SoCon Honor Roll member at UT-Chattanooga
- Prepped at Oak Hill Academy
- Sat out 2016-17 at UTC due to NCAA transfer rules

## SEASON/CAREER HIGHS

### POINTS

Season: 15 vs. Belmont (11/20/19)  
Career: Same

### REBOUNDS

Season: 7 (3x), last at Tennessee Tech (11/25/19)  
Career: Same

### ASSISTS

Season: 5 at Tennessee State (11/12/19)  
Career: Same

### BLOCKS

Season: 1 at Duquesne (11/15/19)  
Career: 1 (5x), last at Duquesne (11/15/19)

### STEALS

Season: 2 vs. Trevecca (12/8/19)  
Career: 2 (3x), last vs. Trevecca (12/8/19)

### MINUTES

Season: 36 at Xavier (11/30/19)  
Career: Same

### FIELD GOALS MADE

Season: 6 at Tennessee State (11/12/19)  
Career: Same

### FIELD GOALS ATTEMPTED

Season: 12 vs. Middle Tennessee (11/9/19)  
Career: Same

### 3-PT FIELD GOALS MADE

Season: 3 (2x), last vs. Tennessee Tech (12/17/19)  
Career: 3 (3x), last vs. Tennessee Tech (12/17/19)

### 3-PT FIELD GOALS ATTEMPTED

Season: 7 vs. Middle Tennessee (11/9/19)  
Career: Same

### FREE THROWS MADE

Season: 7 vs. Belmont (11/20/19)  
Career: Same

### FREE THROWS ATTEMPTED

Season: 8 vs. Belmont (11/20/19)  
Career: Same

## SEASON STATS

PPG	RPG	APG	FG%	3FG%	FT%
9.7	4.3	1.8	48.9	39.4	88.2

## LAST GAME (at Vermont)

MIN	PTS	REBS	ASTS	BLKS	STLS
15	0	4	1	0	1

Opponent	Date	qs	min	Total		3-Pointers		Free throws		Rebounds				pf	a	t/o	blk	stl	pts	avg	
				fg-fga	pct	3fg-fga	pct	ft-fga	pct	off	def	tot	avg								
RHODES COLLEGE	11/05/19	*	20	4-5	.800	0-0	.000	2-2	1.000	2	5	7	7.0	1	4	0	0	1	10	10.0	
MIDDLE TENNESSEE	11/09/19	*	31	5-12	.417	3-7	.429	2-2	1.000	3	4	7	7.0	4	4	2	0	0	15	12.5	
at Tennessee State	11/12/19	*	35	6-11	.545	1-3	.333	0-0	.000	2	1	3	5.7	0	5	2	0	0	13	12.7	
at Duquesne	11/15/19	*	14	0-4	.000	0-2	.000	0-0	.000	0	3	3	5.0	0	0	3	1	0	0	9.5	
BELMONT	11/20/19	*	24	5-11	.455	1-5	.200	7-8	.875	2	3	5	5.0	0	2	1	0	0	18	11.2	
at Navy	11/22/19	*	17	0-3	.000	0-1	.000	0-0	.000	1	1	2	4.5	1	1	2	1	0	0	9.3	
at Tennessee Tech	11/25/19	*	32	5-6	.833	1-1	1.000	2-2	1.000	1	6	7	4.9	2	1	2	0	2	13	9.9	
at Xavier	11/30/19	*	36	4-8	.500	1-2	.500	0-0	.000	4	1	5	4.9	2	1	4	0	0	9	9.8	
at Belmont	12/03/19	*	30	8-13	.615	3-6	.500	1-1	1.000	1	3	4	4.8	1	2	1	0	1	20	10.9	
TREVECCA	12/08/19	*	17	3-4	.750	0-0	.000	0-0	.000	0	2	2	4.5	1	1	0	0	2	6	10.4	
TENNESSEE TECH	12/17/19	*	17	4-7	.571	3-4	.750	1-2	.500	1	1	2	4.3	0	0	3	0	0	12	10.5	
at Vermont	12/20/19		15	0-6	.000	0-2	.000	0-0	.000	1	3	4	4.3	1	1	0	0	1	0	9.7	
Totals			11	288	44-90	.489	13-33	.394	15-17	.882	18	33	51	4.3	13	22	20	2	7	116	9.7

Games played: 12  
Minutes/game: 24.0  
Points/game: 9.7  
FG Pct: 48.9  
3FG Pct: 39.4  
FT Pct: 88.2

Rebounds/game: 4.3  
Assists/game: 1.8  
Turnovers/game: 1.7  
Assist/turnover ratio: 1.1  
Steals/game: 0.6  
Blocks/game: 0.2

## CAREER STATS

	GP-GS	MIN	AVG	FG-A	PCT	3FG-A	PCT	FT-A	PCT	OFF-DEF-REB	AVG	PF	AST	TO	BLK	STL	PTS	AVG	
2015-16*	12-0	80	6.7	8-22	.364	3-12	.250	5-10	.500	2-7-9	0.6	6	11	9	1	0	24	2.0	
2016-17	Sat out due to NCAA transfer rules																		
2017-18	32-0	267	8.3	29-93	.312	7-37	.189	36-51	.706	14-26-40	1.3	33	18	34	1	6	101	3.2	
2018-19	34-0	341	10.0	47-95	.495	18-41	.439	26-34	.765	15-43-58	1.7	36	34	29	3	7	138	4.1	
2019-20	12-11	289	24.1	44-90	.489	13-33	.394	15-17	.882	18-33-51	4.3	13	22	20	2	7	116	9.7	
<b>TOTAL</b>	<b>90-11</b>	<b>976</b>	<b>10.8</b>	<b>128-300</b>	<b>.426</b>	<b>41-123</b>	<b>.333</b>	<b>82-112</b>	<b>.732</b>	<b>49-109-158</b>	<b>1.8</b>	<b>88</b>	<b>85</b>	<b>92</b>	<b>7</b>	<b>20</b>	<b>379</b>	<b>4.2</b>	

\* - at Iowa

# 3 MICHAEL BUCKLAND

SR Guard | 6-5 | 190 | Corporate Management  
High Point, N.C. | Wesleyan Christian Academy



## SEASON/CAREER HIGHS

### POINTS

Season: 15 vs. Trevecca (12/8/19)  
Career: 20 at Tennessee State (12/2/17)

### REBOUNDS

Season: 8 vs. Tennessee Tech (12/17/19)  
Career: 9 vs. Emory (11/10/17)

### ASSISTS

Season: 5 at Vermont (12/20/19)  
Career: 8 vs. Emory (11/10/17)

### BLOCKS

Season: 3 vs. Tennessee Tech (12/17/19)  
Career: 3 (2x), last vs. Tennessee Tech (12/17/19)

### STEALS

Season: 3 at Belmont (12/3/19)  
Career: 5, (2x) last at Kennesaw State (2/16/19)

### MINUTES

Season: 35 vs. Middle Tennessee (11/9/19)  
Career: 39 at USC Upstate (1/29/18)

### FIELD GOALS MADE

Season: 5 (2x), last at Belmont (12/3/19)  
Career: 7 vs. Florida College (12/14/17)

### FIELD GOALS ATTEMPTED

Season: 9 vs. Belmont (11/20/19)  
Career: 11 vs. Florida College (12/14/17)

### 3-PT FIELD GOALS MADE

Season: 4 (2x), last vs. Tennessee Tech (12/17/19)  
Career: 5 at North Florida (2/6/19)

### 3-PT FIELD GOALS ATTEMPTED

Season: 7 at Tennessee State (11/12/19)  
Career: 7 (3x), last at Tennessee State (11/12/19)

### FREE THROWS MADE

Season: 5 vs. Trevecca (12/8/19)  
Career: 8 vs. Abilene Christian (12/17/17)

### FREE THROWS ATTEMPTED

Season: 6 vs. Trevecca (12/8/19)  
Career: 8 vs. Abilene Christian (12/17/17)

## NOTES:

- Named Preseason All-ASUN by the league's coaches.
- Returned to the lineup at Belmont (12/5) after missing the previous three games due to injury.
- Ranks among the top 130 Division I players in career games played (108)
- Scored his season-high 19 points against Davidson in the NIT last year, including 16 in the 2H.
- Drained a career high 5 triples on the road at North Florida in 2018-19 (5 for 5)
- Matched his career high with 5 steals on the road at KSU. He last swiped 5 against FGCU in the ASUN Title game in March 2018.
- Nearly recorded a triple-double in the season opener last season against Emory with 13 points, 9 rebounds and 8 assists.
- Grew up a North Carolina fan in High Point, N.C. His sister - Megan - played basketball for UNC.
- His Wesleyan Christian Academy team ranked No. 2 in the nation by USA Today. He was teammates with former UNC Tar Heel, Theo Pinson.

## SEASON STATS

PPG	RPG	APG	FG%	3FG%	FT%
9.7	4.4	2.3	50.0	41.9	85.7

## LAST GAME (at Vermont)

MIN	PTS	REBS	ASTS	BLKS	STLS
26	8	4	5	0	1

Opponent	Date	gs	min	Total		3-Pointers		Free throws		Rebounds				Other							
				fg-fga	pct	3fg-fga	pct	ft-fga	pct	off	def	tot	avg	pf	a	t/o	blk	stl	pts	avg	
RHODES COLLEGE	11/05/19	*	22	3-8	.375	1-3	.333	1-2	.500	0	2	2	2.0	1	2	2	0	1	8	8.0	
MIDDLE TENNESSEE	11/09/19	*	35	3-6	.500	2-4	.500	4-4	1.000	1	3	4	3.0	2	1	2	2	1	12	10.0	
at Tennessee State	11/12/19	*	31	5-8	.625	4-7	.571	0-0	.000	0	2	2	2.7	4	1	2	0	2	14	11.3	
at Duquesne	11/15/19	*	29	0-3	.000	0-1	.000	0-0	.000	0	4	4	3.0	0	1	3	1	2	0	8.5	
BELMONT	11/20/19	*	27	3-9	.333	0-3	.000	0-0	.000	2	5	7	3.8	2	2	1	0	0	6	8.0	
at Navy	11/22/19		dnp	-	-	-	-	-	-	-	-	-	-	-	-	-	-	-	-	-	
at Belmont	12/03/19	*	33	5-8	.625	0-2	.000	0-0	.000	0	6	6	4.2	2	3	3	0	3	10	8.3	
TREVECCA	12/08/19	*	27	5-7	.714	0-1	.000	5-6	.833	0	3	3	4.0	0	3	0	0	2	15	9.3	
TENNESSEE TECH	12/17/19	*	34	4-8	.500	4-6	.667	2-2	1.000	0	8	8	4.5	1	3	1	3	1	14	9.9	
at Vermont	12/20/19	*	26	3-5	.600	2-4	.500	0-0	.000	0	4	4	4.4	4	5	4	0	1	8	9.7	
Totals			9	264	31-62	.500	13-31	.419	12-14	.857	3	37	40	4.4	16	21	18	6	13	87	9.7

Games played: 9  
Minutes/game: 29.3  
Points/game: 9.7  
FG Pct: 50.0  
3FG Pct: 41.9  
FT Pct: 85.7

Rebounds/game: 4.4  
Assists/game: 2.3  
Turnovers/game: 2.0  
Assist/turnover ratio: 1.2  
Steals/game: 1.4  
Blocks/game: 0.7

## CAREER STATS

	GP-GS	MIN	AVG	FG-A	PCT	3FG-A	PCT	FT-A	PCT	OFF-DEF-REB	AVG	PF	AST	TO	BLK	STL	PTS	AVG
2016-17	32-0	592	18.5	50-127	.394	26-78	.333	20-29	.690	16-75-91	2.8	51	51	39	13	11	146	4.6
2017-18	31-28	941	30.4	69-181	.381	39-109	.358	54-67	.805	18-112-130	4.2	82	98	66	21	30	231	7.5
2018-19	36-35	954	26.5	70-159	.440	35-93	.376	31-42	.738	7-94-101	2.8	78	83	37	16	28	206	5.7
2019-20	9-9	264	29.3	31-62	.500	13-31	.419	12-14	.857	3-37-40	4.4	16	21	18	6	13	87	9.7
<b>TOTAL</b>	<b>108-72</b>	<b>2750</b>	<b>25.5</b>	<b>220-529</b>	<b>.416</b>	<b>113-311</b>	<b>.363</b>	<b>117-152</b>	<b>.770</b>	<b>44-318-362</b>	<b>3.4</b>	<b>227</b>	<b>253</b>	<b>160</b>	<b>56</b>	<b>82</b>	<b>670</b>	<b>6.2</b>

# 4 JAXSON STRATES

R-FR Forward | 6-9 | 210 | Entrepreneurship Management  
Winter Park, Fla. | Lake Highland Prep



## NOTES:

- Suffered a knee injury before the 2018-19 season
- Prepped at Lake Highland Prep under head coach Ben Fratrik where he was a 4-time letter winner
- Averaged 11 ppg and 8 rbg with 7 double-doubles his junior season
- 2015 District Champion

## SEASON/CAREER HIGHS

### POINTS

Season: 8 vs. Rhodes College (11/5/19)  
Career: Same

### REBOUNDS

Season: 5 vs. Rhodes College (11/5/19)  
Career: Same

### ASSISTS

Season: 4 vs. Rhodes College (11/5/19)  
Career: Same

### BLOCKS

Season: 1 (2x), last vs. Middle Tennessee (11/9/19)  
Career:

### STEALS

Season:  
Career:

### MINUTES

Season: 12 vs. Rhodes College (11/5/19)  
Career: Same

### FIELD GOALS MADE

Season: 3 vs. Rhodes College (11/5/19)  
Career: Same

### FIELD GOALS ATTEMPTED

Season: 5 vs. Rhodes College (11/5/19)  
Career: Same

### 3-PT FIELD GOALS MADE

Season:  
Career:

### 3-PT FIELD GOALS ATTEMPTED

Season:  
Career:

### FREE THROWS MADE

Season: 2 vs. Rhodes College (11/5/19)  
Career: Same

### FREE THROWS ATTEMPTED

Season: 4 vs. Rhodes College (11/5/19)  
Career: Same

## SEASON STATS

PPG	RPG	APG	FG%	3FG%	FT%
1.2	1.3	0.6	44.4	00.0	42.9

## LAST GAME (at Vermont)

MIN	PTS	REBS	ASTS	BLKS	STLS
2	0	0	0	0	0

Opponent	Date	gs	min	Total		3-Pointers		Free throws		Rebounds				pf	a	t/o	blk	stl	pts	avg
				fg-fga	pct	3fg-fga	pct	ft-fga	pct	off	def	tot	avg							
RHODES COLLEGE	11/05/19	12	3-5	.600	0-0	.000	2-4	.500	1	4	5	5.0	0	4	0	1	0	8	8.0	
MIDDLE TENNESSEE	11/09/19	5	0-1	.000	0-0	.000	0-0	.000	0	0	0	2.5	2	1	0	1	0	0	4.0	
at Tennessee State	11/12/19	3	0-0	.000	0-0	.000	0-1	.000	1	1	2	2.3	1	0	1	0	0	2.7		
at Duquesne	11/15/19	5	0-0	.000	0-0	.000	1-2	.500	1	0	1	2.0	1	0	0	0	0	1	2.3	
BELMONT	11/20/19	dnp	-	-	-	-	-	-	-	-	-	-	-	-	-	-	-	-		
at Navy	11/22/19	2	0-1	.000	0-0	.000	0-0	.000	0	0	0	1.6	0	0	0	0	0	1.8		
at Xavier	11/30/19	2	0-0	.000	0-0	.000	0-0	.000	0	0	0	1.3	1	0	1	0	0	1.5		
TREVECCA	12/08/19	7	0-1	.000	0-0	.000	0-0	.000	1	2	3	1.6	2	0	0	0	0	1.3		
TENNESSEE TECH	12/17/19	2	1-1	1.000	0-0	.000	0-0	.000	0	1	1	1.5	0	0	0	0	0	2	1.4	
at Vermont	12/20/19	2	0-0	.000	0-0	.000	0-0	.000	0	0	0	1.3	0	0	0	0	0	1.2		
Totals		0	40	4-9	.444	0-0	.000	3-7	.429	4	8	12	1.3	7	5	2	2	0	11	1.2

Games played: 9  
Minutes/game: 4.4  
Points/game: 1.2  
FG Pct: 44.4  
FT Pct: 42.9

Rebounds/game: 1.3  
Assists/game: 0.6  
Turnovers/game: 0.2  
Assist/turnover ratio: 2.5  
Blocks/game: 0.2

## CAREER STATS

	GP-GS	MIN	AVG	FG-A	PCT	3FG-A	PCT	FT-A	PCT	OFF-DEF-REB	AVG	PF	AST	TO	BLK	STL	PTS	AVG
2018-19	-	-	-	-	-	-	-	-	-	-	-	-	-	-	-	-	-	-
2019-20	9-0	40	4.4	4-9	.444	0-0	.000	3-7	.429	4-8-12	1.3	7	5	2	2	0	11	1.2
TOTAL	9-0	40	4.4	4-9	.444	0-0	.000	3-7	.429	4-8-12	1.3	7	5	2	2	0	11	1.2

# 5 KALEB COLEMAN

FR Forward | 6-6 | 204 | Undecided  
Orlando, Fla. | Oak Ridge HS



## NOTES:

- Rated a 3-star recruit by ESPN and the 50th-best power forward in the country
- Averaged 12.8 points and 7.0 rebounds as a junior at perennial power Oak Ridge HS
- Led the Pioneers (31-4) to their first 9A State Championship in March with a 71-60 victory over previously-unbeaten Wellington
- Guided Team M.O.A.M. (Man on a Mission) to the AAU 17U Super Showcase silver championship at the ESPN Wide World of Sports in late July
- Voted All-District twice (2017, 2018)
- Also recruited by Army, Navy, Air Force, Cornell, Wofford, SEMO and Texas State among others
- He is just as talented off the court as well as he can play the guitar, violin, saxophone, piano and clarinet
- Plans to major in Mechanical Engineering

## SEASON/CAREER HIGHS

### POINTS

Season: 6 (2x), last at Vermont (12/20/19)

Career: Same

### REBOUNDS

Season: 6 vs. Trevecca (12/8/19)

Career: Same

### ASSISTS

Season: 1 vs. Tennessee Tech (12/17/19)

Career: Same

### BLOCKS

Season:

Career:

### STEALS

Season: 1 (3x), last vs. Tennessee Tech (12/17/19)

Career: Same

### MINUTES

Season: 23 at Vermont (12/20/19)

Career: Same

### FIELD GOALS MADE

Season: 2 (5x), last at Vermont (12/20/19)

Career: Same

### FIELD GOALS ATTEMPTED

Season: 5 at Tennessee Tech (11/25/19)

Career: Same

### 3-PT FIELD GOALS MADE

Season: 2 at Vermont (12/20/19)

Career: Same

### 3-PT FIELD GOALS ATTEMPTED

Season: 4 at Tennessee Tech (11/25/19)

Career: Same

### FREE THROWS MADE

Season: 1 (3x), last vs. Trevecca (12/8/19)

Career: Same

### FREE THROWS ATTEMPTED

Season: 2 (2x), last vs. Trevecca (12/8/19)

Career: Same

## SEASON STATS

PPG	RPG	APG	FG%	3FG%	FT%
2.8	1.7	0.1	41.9	22.7	60.0

## LAST GAME (at Vermont)

MIN	PTS	REBS	ASTS	BLKS	STLS
23	6	2	0	0	0

Opponent	Date	gs	min	Total		3-Pointers		Free throws		Rebounds				pf	a	t/o	blk	stl	pts	avg
				fg-fga	pct	3fg-fga	pct	ft-fa	pct	off	def	tot	avg							
RHODES COLLEGE	11/05/19	15	2-4	.500	1-3	.333	0-0	.000	1	3	4	4.0	1	0	4	0	0	5	5.0	
MIDDLE TENNESSEE	11/09/19	9	2-4	.500	0-2	.000	0-0	.000	0	1	1	2.5	0	0	1	0	0	4	4.5	
at Tennessee State	11/12/19	6	0-1	.000	0-1	.000	0-0	.000	0	1	1	2.0	0	0	0	0	0	3	3.0	
at Duquesne	11/15/19	11	0-2	.000	0-2	.000	0-0	.000	0	1	1	1.8	0	0	1	0	1	0	2.3	
BELMONT	11/20/19	1	0-0	.000	0-0	.000	0-0	.000	0	0	0	1.4	0	0	0	0	0	0	1.8	
at Navy	11/22/19	7	1-1	1.000	0-0	.000	1-2	.500	0	0	0	1.2	1	0	0	0	0	3	2.0	
at Tennessee Tech	11/25/19	13	1-5	.200	0-4	.000	0-0	.000	1	0	1	1.1	0	0	0	0	0	2	2.0	
at Xavier	11/30/19	11	0-2	.000	0-1	.000	0-0	.000	0	1	1	1.1	2	0	0	0	0	0	1.8	
at Belmont	12/03/19	5	2-3	.667	0-1	.000	1-1	1.000	2	0	2	1.2	0	0	2	0	1	5	2.1	
TREVECCA	12/08/19	11	2-4	.500	1-3	.333	1-2	.500	3	3	6	1.7	3	0	2	0	0	6	2.5	
TENNESSEE TECH	12/17/19	9	1-2	.500	1-2	.500	0-0	.000	0	1	1	1.6	2	1	1	0	1	3	2.5	
at Vermont	12/20/19	23	2-3	.667	2-3	.667	0-0	.000	0	2	2	1.7	4	0	0	0	0	6	2.8	
Totals		0	121	13-31	.419	5-22	.227	3-5	.600	7	13	20	1.7	13	1	11	0	3	34	2.8

Games played: 12  
Minutes/game: 10.1  
Points/game: 2.8  
FG Pct: 41.9  
3FG Pct: 22.7  
FT Pct: 60.0

Rebounds/game: 1.7  
Assists/game: 0.1  
Turnovers/game: 0.9  
Assist/turnover ratio: 0.1  
Steals/game: 0.3

## CAREER STATS

	GP-GS	MIN	AVG	FG-A	PCT	3FG-A	PCT	FT-A	PCT	OFF-DEF-REB	AVG	PF	AST	TO	BLK	STL	PTS	AVG
2019-20	12-0	121	10.1	13-31	.419	5-22	.227	3-5	.600	7-13-20	1.7	13	1	11	0	3	28	2.5
TOTAL	12-0	98	8.9	11-28	.393	3-19	.158	3-5	.600	7-11-18	1.6	9	1	11	0	3	28	2.5



# 10 JAKE WOLFE

SO Guard | 6-5 | 197 | Corporate Management  
Aurora, Ill. | Aurora Christian School



## SEASON/CAREER HIGHS

### POINTS

Season: 12 vs. Middle Tennessee (11/9/19)  
Career: 16 vs Stetson (1/12/19)

### REBOUNDS

Season: 4 at Vermont (12/20/19)  
Career: 7 vs. Stetson (1/12/19)

### ASSISTS

Season: 5 at Vermont (12/20/19)  
Career: Same

### BLOCKS

Season:  
Career: 1 (2x), last vs North Alabama (2/2/19)

### STEALS

Season: 3 at Belmont (12/3/19)  
Career: Same

### MINUTES

Season: 34 at Tennessee State (11/12/19)  
Career: Same

### FIELD GOALS MADE

Season: 4 vs. Middle Tennessee (11/9/19)  
Career: 4 (3x), last vs. Middle Tennessee (11/9/19)

### FIELD GOALS ATTEMPTED

Season: 9 vs. Middle Tennessee (11/9/19)  
Career: Same

### 3-PT FIELD GOALS MADE

Season: 2 vs. Middle Tennessee (11/9/19)  
Career: 3 vs. Stetson (1/12/19)

### 3-PT FIELD GOALS ATTEMPTED

Season: 7 vs. Middle Tennessee (11/9/19)  
Career: Same

### FREE THROWS MADE

Season: 4 at Tennessee State (11/12/19)  
Career: 6 at Stetson (1/27/19)

### FREE THROWS ATTEMPTED

Season: 7 at Tennessee State (11/12/19)  
Career: 8 at Stetson (1/27/19)

## NOTES:

- Made his first career start in the season opener vs. Rhodes (8 pt, 3 reb)
- Set career highs for points (16) and rebounds (7) versus Stetson last season. Hit a career high 3 treys in the win as well.
- Made collegiate debut with 3 points and 3 rebounds against Sewanee in 2018
- Had his career best game against Covenant where in 22 minutes he totaled 10 points, 4 rebounds and shot 4-of-6 from the floor.

## SEASON STATS

PPG	RPG	APG	FG%	3FG%	FT%
5.8	2.0	1.9	38.1	23.8	69.2

## LAST GAME (at Vermont)

MIN	PTS	REBS	ASTS	BLKS	STLS
23	3	3	5	0	2

Opponent	Date	gs	min	Total		3-Pointers		Free throws		Rebounds				pf	a	t/o	blk	stl	pts	avg	
				fg-fga	pct	3fg-fga	pct	ft-fga	pct	off	def	tot	avg								
RHODES COLLEGE	11/05/19	*	18	2-3	.667	1-1	1.000	3-4	.750	0	3	3	3.0	1	1	0	0	0	8	8.0	
MIDDLE TENNESSEE	11/09/19	*	28	4-9	.444	2-7	.286	2-2	1.000	1	2	3	3.0	4	1	4	0	0	12	10.0	
at Tennessee State	11/12/19	*	34	2-6	.333	0-1	.000	4-7	.571	1	1	2	2.7	0	2	1	0	0	8	9.3	
at Duquesne	11/15/19	*	18	1-3	.333	0-1	.000	0-0	.000	1	0	1	2.3	3	1	1	0	1	2	7.5	
BELMONT	11/20/19	*	25	3-4	.750	1-2	.500	0-0	.000	0	1	1	2.0	0	1	2	0	1	7	7.4	
at Navy	11/22/19	dnp	-	-	-	-	-	-	-	-	-	-	-	-	-	-	-	-	-	-	
at Belmont	12/03/19		20	2-8	.250	0-4	.000	0-0	.000	0	0	0	1.7	2	2	0	0	3	4	6.8	
TREVECCA	12/08/19	dnp	-	-	-	-	-	-	-	-	-	-	-	-	-	-	-	-	-	-	
TENNESSEE TECH	12/17/19	*	21	1-2	.500	0-1	.000	0-0	.000	0	3	3	1.9	4	2	2	0	0	2	6.1	
at Vermont	12/20/19	*	23	1-7	.143	1-4	.250	0-0	.000	3	0	3	2.0	2	5	1	0	2	3	5.8	
Totals			7	187	16-42	.381	5-21	.238	9-13	.692	6	10	16	2.0	16	15	11	0	7	46	5.8

Games played: 8  
Minutes/game: 23.4  
Points/game: 5.8  
FG Pct: 38.1  
3FG Pct: 23.8  
FT Pct: 69.2

Rebounds/game: 2.0  
Assists/game: 1.9  
Turnovers/game: 1.4  
Assist/turnover ratio: 1.4  
Steals/game: 0.9

## CAREER STATS

	GP-GS	MIN	AVG	FG-A	PCT	3FG-A	PCT	FT-A	PCT	OFF-DEF-REB	AVG	PF	AST	TO	BLK	STL	PTS	AVG
2018-19	35-0	412	11.8	33-74	.446	8-25	.320	27-37	.730	10-31-41	1.2	18	30	23	2	7	101	2.9
2019-20	8-7	187	23.4	16-42	.381	5-21	.238	9-13	.692	6-10-16	2.0	16	15	11	0	7	46	5.8
TOTAL	43-7	599	13.9	49-116	.422	13-46	.283	36-50	.720	16-41-57	1.3	34	45	34	2	14	147	3.4

# 11 ALEX JONES

SO Guard | 5-10 | 170 | Undeclared  
Buford, Ga. | Buford High School



## NOTES:

- Referred to as the spark plug for Bisons off bench.
- Made collegiate debut with 9 points on 4-of-5 shooting against Sewanee last season.
- Chipped in 2 boards, 2 assists and 2 steals in 14 minutes
- Picked up a career high 10 points against Covenant in 22 minutes. Also pulled down a career high 6 rebounds and dished out 4 assists in the win.
- Prepped at Buford High School under Eddie Martin
- Scored 876 career points and tallied 518 assists with 220 steals
- Helped lead the Wolves to a State Championship during his junior season
- Three-time All-State selection
- Two-time All-Region and All-District selection

## SEASON/CAREER HIGHS

### POINTS

Season: 5 at Tennessee State (11/12/19)  
Career: 10 vs. Covenant (12/17/18)

### REBOUNDS

Season: 3 at Duquesne (11/15/19)  
Career: 6 vs. Covenant (12/17/18)

### ASSISTS

Season: 1 (2x), last at Xavier (11/30/19)  
Career: 4 vs. Covenant (12/17/18)

### BLOCKS

Season:  
Career:

### STEALS

Season: 2 (2x), last at Duquesne (11/15/19)  
Career: 5 at NJIT (1/16/19)

### MINUTES

Season: 15 vs. Middle Tennessee (11/12/19)  
Career: 23 at Stetson (1/27/19)

### FIELD GOALS MADE

Season: 2 vs. Rhodes College (11/5/19)  
Career: 4 (2x), last vs. Covenant (12/17/18)

### FIELD GOALS ATTEMPTED

Season: 3 vs. Rhodes College (11/5/19)  
Career: 10 vs. Covenant (12/17/18)

### 3-PT FIELD GOALS MADE

Season:  
Career: 1 (2x) last at KSU (2/16/19)

### 3-PT FIELD GOALS ATTEMPTED

Season: 1 (2x), last at Navy (11/22/19)  
Career: 3 vs. Covenant (12/17/18)

### FREE THROWS MADE

Season: 3 at Tennessee State (11/12/19)  
Career: Same

### FREE THROWS ATTEMPTED

Season: 3 at Tennessee State (11/12/19)  
Career: 3 (3x), last at Tennessee State (11/12/19)

## SEASON STATS

PPG	RPG	APG	FG%	3FG%	FT%
1.6	1.0	0.3	.444	.000	1.000

## LAST GAME (vs. Xavier)

MIN	PTS	REBS	ASTS	BLKS	STLS
12	0	1	1	0	1

Opponent	Date	gs	min	Total		3-Pointers		Free throws		Rebounds				pf	a	t/o	blk	stl	pts	avg	
				fg-fga	pct	3fg-fga	pct	ft-fa	pct	off	def	tot	avg								
RHODES COLLEGE	11/05/19		11	2-3	.667	0-0	.000	0-0	.000	0	0	0	0.0	0	0	1	0	2	4	4.0	
MIDDLE TENNESSEE	11/09/19		15	1-2	.500	0-1	.000	0-0	.000	0	2	2	1.0	1	1	1	0	0	2	3.0	
at Tennessee State	11/12/19		9	1-1	1.000	0-0	.000	3-3	1.000	0	1	1	1.0	1	0	0	0	0	5	3.7	
at Duquesne	11/15/19		9	0-0	.000	0-0	.000	2-2	1.000	0	3	3	1.5	0	0	3	0	2	2	3.3	
BELMONT	11/20/19		10	0-1	.000	0-0	.000	0-0	.000	0	1	1	1.4	0	0	0	0	1	0	2.6	
at Navy	11/22/19		7	0-1	.000	0-1	.000	0-0	.000	0	0	0	1.2	0	0	1	0	0	0	2.2	
at Tennessee Tech	11/25/19		5	0-0	.000	0-0	.000	0-0	.000	0	0	0	1.0	0	0	0	0	0	0	1.9	
at Xavier	11/30/19		12	0-1	.000	0-0	.000	0-0	.000	0	1	1	1.0	3	1	1	0	1	0	1.6	
Totals			0	78	4-9	.444	0-2	.000	5-5	1.000	0	8	8	1.0	5	2	7	0	6	13	1.6

Games played: 8  
Minutes/game: 9.8  
Points/game: 1.6  
FG Pct: 44.4  
3FG Pct: 0.0  
FT Pct: 100.0

Rebounds/game: 1.0  
Assists/game: 0.3  
Turnovers/game: 0.9  
Assist/turnover ratio: 0.3  
Steals/game: 0.8

## CAREER STATS

	GP-GS	MIN	AVG	FG-A	PCT	3FG-A	PCT	FT-A	PCT	OFF-DEF-REB	AVG	PF	AST	TO	BLK	STL	PTS	AVG
2018-19	35-0	267	7.8	16-49	.327	3-20	.150	10-17	.588	3-31-34	1.0	27	34	18	0	23	49	1.3
2019-20	8-0	78	9.8	4-9	.444	0-2	.000	5-5	1.000	0-8-8	1.0	5	2	7	0	6	13	1.6
TOTAL	43-0	345	8.0	20-58	.345	3-22	.136	15-22	.682	3-39-42	1.0	32	36	25	0	29	58	1.3

# 12 CARSON CARY

FR Guard | 6-0 | 158 | Undecided  
Columbia, Tenn. | Columbia Academy



## NOTES:

- Prepped at Columbia Academy in Columbia, Tenn. under head coach Marty Dejarnette
- Columbia Academy's all-time leading scorer with 2,162 points
- 2019 State Champion
- Four-time All-Region selection and All-District selection
- Two-time All-State selection
- As a walk-on he played 17 total minutes in first five games. Needing a spark from three-point range, Cary has averaged 25.5 minutes and 12.0 points on 3.5 threes per game in the next two.

## SEASON/CAREER HIGHS

### POINTS

Season: 15 at Tennessee Tech (11/25/19)  
Career: Same

### REBOUNDS

Season: 1 (3x), last at Xavier (11/30/19)  
Career: Same

### ASSISTS

Season: 1 (2x), last at Xavier (11/30/19)  
Career: Same

### BLOCKS

Season:  
Career:

### STEALS

Season: 1 at Navy (11/22/19)  
Career: Same

### MINUTES

Season: 28 at Tennessee Tech (11/25/19)  
Career: Same

### FIELD GOALS MADE

Season: 5 at Tennessee Tech (11/25/19)  
Career: Same

### FIELD GOALS ATTEMPTED

Season: 10 at Tennessee Tech (11/25/19)  
Career: Same

### 3-PT FIELD GOALS MADE

Season: 5 at Tennessee Tech (11/25/19)  
Career: Same

### 3-PT FIELD GOALS ATTEMPTED

Season: 8 at Tennessee Tech (11/25/19)  
Career: Same

### FREE THROWS MADE

Season: 1 at Navy (11/22/19)  
Career: Same

### FREE THROWS ATTEMPTED

Season: 2 at Navy (11/22/19)  
Career: Same

## SEASON STATS

PPG	RPG	APG	FG%	3FG%	FT%
3.9	0.3	0.2	44.8	42.1	50.0

## LAST GAME (at Vermont)

MIN	PTS	REBS	ASTS	BLKS	STLS
2	0	0	0	0	0

Opponent	Date	gs	min	Total		3-Pointers		Free throws		Rebounds				pf	a	t/o	blk	stl	pts	avg
				fg-fga	pct	3fg-fga	pct	ft-fga	pct	off	def	tot	avg							
RHODES COLLEGE	11/05/19	10	1-2	.500	0-1	.000	0-0	.000	0	0	0	0.0	0	0	0	0	0	2	2.0	
MIDDLE TENNESSEE	11/09/19	dnp	-	-	-	-	-	-	-	-	-	-	-	-	-	-	-	-	-	
at Tennessee State	11/12/19	dnp	-	-	-	-	-	-	-	-	-	-	-	-	-	-	-	-	-	
at Duquesne	11/15/19	7	0-2	.000	0-1	.000	0-0	.000	1	0	1	0.5	0	0	2	0	0	1.0		
BELMONT	11/20/19	dnp	-	-	-	-	-	-	-	-	-	-	-	-	-	-	-	-		
at Navy	11/22/19	23	3-4	.750	2-2	1.000	1-2	.500	0	0	0	0.3	2	1	0	0	1	9	3.7	
at Tennessee Tech	11/25/19	28	5-10	.500	5-8	.625	0-0	.000	0	1	1	0.5	1	0	0	0	0	15	6.5	
at Xavier	11/30/19	14	0-1	.000	0-1	.000	0-0	.000	0	1	1	0.6	0	1	1	0	0	0	5.2	
at Belmont	12/03/19	8	1-4	.250	0-3	.000	0-0	.000	0	0	0	0.5	1	0	0	0	0	2	4.7	
TREVECCA	12/08/19	14	2-5	.400	1-3	.333	0-0	.000	0	0	0	0.4	0	0	0	0	0	5	4.7	
TENNESSEE TECH	12/17/19	7	1-1	1.000	0-0	.000	0-0	.000	0	0	0	0.4	0	0	0	0	0	2	4.4	
at Vermont	12/20/19	2	0-0	.000	0-0	.000	0-0	.000	0	0	0	0.3	0	0	0	0	0	0	3.9	
Totals		0	113	13-29	.448	8-19	.421	1-2	.500	1	2	3	0.3	4	2	3	0	1	35	3.9

Games played: 9  
Minutes/game: 12.6  
Points/game: 3.9  
FG Pct: 44.8  
3FG Pct: 42.1  
FT Pct: 50.0

Rebounds/game: 0.3  
Assists/game: 0.2  
Turnovers/game: 0.3  
Assist/turnover ratio: 0.7  
Steals/game: 0.1

## CAREER STATS

	GP-GS	MIN	AVG	FG-A	PCT	3FG-A	PCT	FT-A	PCT	OFF-DEF-REB	AVG	PF	AST	TO	BLK	STL	PTS	AVG
2019-20	9-0	113	12.6	13-29	.448	8-19	.421	1-2	.500	1-2-3	0.3	4	2	3	0	1	35	3.9
TOTAL	9-0	113	12.6	13-29	.448	8-19	.421	1-2	.500	1-2-3	0.3	4	2	3	0	1	35	3.9

# 13 PARKER HAZEN

JR Forward | 6-7 | 201 | Undecided  
Columbia City, Ind. | Iowa Western CC



## SEASON/CAREER HIGHS

### POINTS

Season: 13 at Tennessee State (11/12/19)  
Career: Same

### REBOUNDS

Season: 8 (2x), last at Xavier (11/30/19)  
Career: Same

### ASSISTS

Season: 2 at Navy (11/22/19)  
Career: Same

### BLOCKS

Season: 1 at Tennessee Tech (11/25/19)  
Career:

### STEALS

Season: 1 (4x), last at Vermont (12/20/19)  
Career: Same

### MINUTES

Season: 27 (2x), last at Xavier (11/30/19)  
Career: Same

### FIELD GOALS MADE

Season: 5 at Tennessee State (11/12/19)  
Career: Same

### FIELD GOALS ATTEMPTED

Season: 7 (3x), last at Xavier (11/30/19)  
Career: Same

### 3-PT FIELD GOALS MADE

Season:  
Career:

### 3-PT FIELD GOALS ATTEMPTED

Season: 2 (3x), last at Navy (11/22/19)  
Career: Same

### FREE THROWS MADE

Season: 3 (2x), last at Vermont (12/20/19)  
Career: Same

### FREE THROWS ATTEMPTED

Season: 4 (2x), last at Vermont (12/20/19)  
Career: Same

## NOTES:

- Prepped at Columbia City High School in Columbia City, Ind. under Chris Benedict and Brett Eberly
- Back-to-back Indiana Sectional Championships his junior and senior seasons
- 1st team All-Conference performer in both of those years
- Averaged 18.7 points while grabbing 8.9 rebounds per contest during his senior campaign
- Started his career at Valparaiso (2017-18) where he started 11 games.
- Scored a season high 8 points against SIUE and grabbed 4 rebounds against Utah St. and Santa Clara.
- Started 30 games as a sophomore at Iowa Western CC where he averaged 8.5 points and 6.7 rebounds.

## SEASON STATS

PPG	RPG	APG	FG%	3FG%	FT%
4.4	4.8	0.6	35.7	18.2	64.7

## LAST GAME (at Vermont)

MIN	PTS	REBS	ASTS	BLKS	STLS
13	3	4	0	0	1

Opponent	Date	gs	min	Total		3-Pointers		Free throws		Rebounds				pts	avg					
				fg-fga	pct	3fg-fga	pct	ft-fga	pct	off	def	tot	avg			pf	a	t/o	blk	stl
RHODES COLLEGE	11/05/19	7	3-7	.429	0-0	.000	1-2	.500	3	5	8	8.0	1	1	1	0	0	7	7.0	
MIDDLE TENNESSEE	11/09/19	9	0-4	.000	0-2	.000	0-0	.000	2	2	4	6.0	0	0	2	0	0	0	3.5	
at Tennessee State	11/12/19	*	24	5-7	.714	0-0	.000	3-4	.750	0	4	4	5.3	4	1	1	0	0	13	6.7
at Duquesne	11/15/19	*	17	1-6	.167	0-2	.000	0-0	.000	0	4	4	5.0	4	1	2	0	1	2	5.5
BELMONT	11/20/19	16	3-5	.600	0-0	.000	0-0	.000	3	4	7	5.4	2	0	1	0	1	1	6	5.6
at Navy	11/22/19	*	24	1-5	.200	0-2	.000	0-0	.000	0	2	2	4.8	1	2	0	0	0	2	5.0
at Tennessee Tech	11/25/19	*	27	0-4	.000	0-1	.000	1-2	.500	0	5	5	4.9	1	1	1	1	1	1	4.4
at Xavier	11/30/19	*	27	3-7	.429	0-1	.000	2-3	.667	2	6	8	5.3	2	0	3	0	0	8	4.9
at Belmont	12/03/19	*	21	2-5	.400	2-3	.667	0-0	.000	0	4	4	5.1	4	0	1	0	0	6	5.0
TREVECCA	12/08/19	*	14	1-3	.333	0-0	.000	1-2	.500	0	4	4	5.0	1	1	1	0	0	3	4.8
TENNESSEE TECH	12/17/19	12	1-2	.500	0-0	.000	0-0	.000	1	2	3	4.8	3	0	2	0	0	2	4.5	
at Vermont	12/20/19	13	0-1	.000	0-0	.000	3-4	.750	1	3	4	4.8	2	0	0	0	1	3	4.4	
Totals		7	211	20-56	.357	2-11	.182	11-17	.647	12	45	57	4.8	25	7	15	1	4	53	4.4

Games played: 12  
Minutes/game: 17.6  
Points/game: 4.4  
FG Pct: 35.7  
3FG Pct: 18.2  
FT Pct: 64.7

Rebounds/game: 4.8  
Assists/game: 0.6  
Turnovers/game: 1.3  
Assist/turnover ratio: 0.5  
Steals/game: 0.3  
Blocks/game: 0.1

## CAREER STATS

	GP-GS	MIN	AVG	FG-A	PCT	3FG-A	PCT	FT-A	PCT	OFF-DEF-REB	AVG	PF	AST	TO	BLK	STL	PTS	AVG
2019-20	12-7	211	17.6	20-56	.357	2-11	.182	11-17	.647	12-45-57	4.8	25	7	15	1	4	53	4.4
TOTAL	12-7	211	17.6	20-56	.357	2-11	.182	11-17	.647	12-45-57	4.8	25	7	15	1	4	53	4.4



# 20 JOHN MATT MERRITT JR Guard | 6-1 | 170 | Marketing & Entrepreneurship Nashville, Tenn. | Lipscomb Academy



## NOTES:

- Hit first career bucket in four minutes of action at Tennessee Tech last season.
- Scored a career high 21 points in 18 minutes of action versus Covenant - All points were scored in the 2nd half.
- John Matt drained his first eight shots of the game before missing a late 3-pointer.
- Prepped at Lipscomb Academy under head coach Ritchie Pickens
- Finished his career with the Mustangs as a member of the 1,000-point club
- Three-time all-district selection at LA
- Also starred on the gridiron where he earned all-district quarterback honors as the team captain.
- Has three sisters (Ann Michael, Mailye, Maddyn)
- Mom played basketball at Belmont.

## SEASON/CAREER HIGHS

### POINTS

Season: 8 vs. Rhodes College (11/5/19)  
Career: 21, vs. Covenant (12/17/18)

### REBOUNDS

Season: 2 (2x), last at Xavier (11/30/19)  
Career: 3 vs. Covenant (12/17/18)

### ASSISTS

Season 1 (2x), last vs. Tennessee Tech (12/17/19)  
Career: 2 (2x), last at Stetson (1/27/19)

### BLOCKS

Season:  
Career:

### STEALS

Season: 1 (3x), last vs. Tennessee Tech (12/17/19)  
Career: 1 (5x), last at Xavier (11/30/19)

### MINUTES

Season: 13 vs. Rhodes College (11/5/19)  
Career: 18 vs. Covenant (12/17/18)

### FIELD GOALS MADE

Season: 4 vs. Rhodes College (11/5/19)  
Career: 8 vs. Covenant (12/17/18)

### FIELD GOALS ATTEMPTED

Season: 4 vs. Rhodes College (11/5/19)  
Career: 9 vs. Covenant (12/17/18)

### 3-PT FIELD GOALS MADE

Season:  
Career: 3 vs. Covenant (12/17/18)

### 3-PT FIELD GOALS ATTEMPTED

Season:  
Career: 4 vs. Covenant (12/17/18)

### FREE THROWS MADE

Season:  
Career: 2, vs. Covenant (12/17/18)

### FREE THROWS ATTEMPTED

Season:  
Career: 3, vs. Covenant (12/17/18)

## SEASON STATS

PPG	RPG	APG	FG%	3FG%	FT%
1.4	0.7	0.2	50.0	.000	.000

## LAST GAME (at Vermont)

MIN	PTS	REBS	ASTS	BLKS	STLS
2	0	0	0	0	0

Opponent	Date	gs	min	Total		3-Pointers		Free throws		Rebounds				pts	avg						
				fg-fga	pct	3fg-fga	pct	ft-fga	pct	off	def	tot	avg			pf	a	t/o	blk	stl	
RHODES COLLEGE	11/05/19		13	4-4	1.000	0-0	.000	0-0	.000	0	2	2	2.0	0	0	0	0	0	8	8.0	
MIDDLE TENNESSEE	11/09/19	dnp	-	-	-	-	-	-	-	-	-	-	-	-	-	-	-	-	-	-	
at Tennessee State	11/12/19	dnp	-	-	-	-	-	-	-	-	-	-	-	-	-	-	-	-	-	-	
at Duquesne	11/15/19		8	0-1	.000	0-0	.000	0-0	.000	0	0	0	1.0	2	0	0	0	0	0	4.0	
BELMONT	11/20/19	dnp	-	-	-	-	-	-	-	-	-	-	-	-	-	-	-	-	-	-	
at Navy	11/22/19		3	0-0	.000	0-0	.000	0-0	.000	0	0	0	0.7	1	0	0	0	1	0	2.7	
at Xavier	11/30/19		3	0-1	.000	0-0	.000	0-0	.000	0	2	2	1.0	0	1	0	0	1	0	2.0	
TREVECCA	12/08/19		11	1-2	.500	0-1	.000	0-0	.000	0	0	0	0.8	0	0	1	0	0	2	2.0	
TENNESSEE TECH	12/17/19		3	0-1	.000	0-0	.000	0-0	.000	0	1	1	0.8	0	1	1	0	1	0	1.7	
at Vermont	12/20/19		2	0-1	.000	0-1	.000	0-0	.000	0	0	0	0.7	0	0	0	0	0	0	1.4	
Totals			0	43	5-10	.500	0-2	.000	0-0	.000	0	5	5	0.7	3	2	2	0	3	10	1.4

Games played: 7  
Minutes/game: 6.1  
Points/game: 1.4  
FG Pct: 50.0  
3FG Pct: 0.0

Rebounds/game: 0.7  
Assists/game: 0.3  
Turnovers/game: 0.3  
Assist/turnover ratio: 1.0  
Steals/game: 0.4

## CAREER STATS

	GP-GS	MIN	AVG	FG-A	PCT	3FG-A	PCT	FT-A	PCT	OFF-DEF-REB	AVG	PF	AST	TO	BLK	STL	PTS	AVG
2017-18	13-0	54	4.4	6-12	.500	3-6	.500	1-2	.500	2-3-5	0.4	8	3	2	0	1	16	1.3
2018-19	18-0	98	5.8	13-20	.632	4-9	.444	2-3	.667	0-6-6	0.4	4	8	5	0	2	32	1.8
2019-20	7-0	43	6.1	5-10	.500	0-2	.000	0-0	.000	0-5-5	0.7	3	2	2	0	3	10	1.4
<b>TOTAL</b>	<b>38-0</b>	<b>195</b>	<b>5.1</b>	<b>24-42</b>	<b>.571</b>	<b>7-17</b>	<b>.412</b>	<b>3-5</b>	<b>.600</b>	<b>2-14-16</b>	<b>0.4</b>	<b>15</b>	<b>13</b>	<b>9</b>	<b>0</b>	<b>6</b>	<b>58</b>	<b>1.5</b>

# 22 JACOB HOBBS

FR Forward | 6-7 | 190 | Undecided  
Elizabethtown, Ky. | Central Hardin HS)



## NOTES:

- Prepped at Central Hardin High School under head coach Matt Nickell
- Voted All-District twice (2017 & 2018)
- Voted All-Region once (2018)
- Led the football team to three District titles and two Regional Championships
- Academic All-State honoree 2015-2017
- Also recruited by Liberty, Presbyterian and Bellarmine
- Son of Betsy and Jay Hobbs
- Has two brothers - Adam and Andrew
- His mother played college basketball
- Favorite movie is Remember the Titans
- Favorite professional athlete is Kyrie Irving

## SEASON/CAREER HIGHS

### POINTS

Season: 7 at Navy (11/22/19)  
Career: Same

### REBOUNDS

Season: 3 (4x), last at Tennessee Tech (11/25/19)  
Career: Same

### ASSISTS

Season: 2 vs. Trevecca (12/8/19)  
Career: Same

### BLOCKS

Season: 4 vs. Trevecca (12/8/19)  
Career: Same

### STEALS

Season:  
Career:

### MINUTES

Season: 15 at Navy (11/22/19)  
Career: Same

### FIELD GOALS MADE

Season: 2 (2x), last at Tennessee Tech (11/25/19)  
Career: Same

### FIELD GOALS ATTEMPTED

Season: 6 (2x), last at Tennessee Tech (11/25/19)  
Career: Same

### 3-PT FIELD GOALS MADE

Season: 2 (2x), last at Tennessee Tech (11/25/19)  
Career: Same

### 3-PT FIELD GOALS ATTEMPTED

Season: 5 at Tennessee Tech (11/25/19)  
Career: Same

### FREE THROWS MADE

Season: 1 at Navy (11/22/19)  
Career: Same

### FREE THROWS ATTEMPTED

Season: 2 at Navy (11/22/19)  
Career: Same

## SEASON STATS

PPG	RPG	APG	FG%	3FG%	FT%
2.1	1.8	0.3	29.2	33.3	42.9

## LAST GAME (at Vermont)

MIN	PTS	REBS	ASTS	BLKS	STLS
2	2	1	0	0	0

Opponent	Date	gs	min	Total		3-Pointers		Free throws		Rebounds				pf	a	t/o	blk	stl	pts	avg
				fg-fga	pct	3fg-fga	pct	ft-fa	pct	off	def	tot	avg							
RHODES COLLEGE	11/05/19	11	1-6	.167	0-1	.000	0-1	.000	1	2	3	3.0	1	0	0	3	0	2	2.0	
MIDDLE TENNESSEE	11/09/19	dnp	-	-	-	-	-	-	-	-	-	-	-	-	-	-	-	-	-	
at Tennessee State	11/12/19	6	0-1	.000	0-0	.000	0-0	.000	0	1	1	2.0	1	0	0	1	0	1.0		
at Duquesne	11/15/19	8	1-2	.500	0-1	.000	0-1	.000	0	3	3	2.3	0	0	0	0	0	1.3		
BELMONT	11/20/19	3	0-0	.000	0-0	.000	0-0	.000	0	1	1	2.0	0	0	0	0	0	1.0		
at Navy	11/22/19	15	2-3	.667	2-3	.667	1-2	.500	1	2	3	2.2	1	0	2	1	0	2.2		
at Tennessee Tech	11/25/19	14	2-6	.333	2-5	.400	0-0	.000	0	3	3	2.3	1	0	0	0	0	2.8		
at Xavier	11/30/19	8	0-2	.000	0-1	.000	0-0	.000	1	0	1	2.1	0	0	1	0	0	2.4		
TREVECCA	12/08/19	14	1-3	.333	0-0	.000	0-1	.000	1	1	2	2.1	1	2	0	4	0	2.4		
TENNESSEE TECH	12/17/19	6	0-1	.000	0-1	.000	0-0	.000	0	0	0	1.9	0	1	0	0	0	2.1		
at Vermont	12/20/19	2	0-0	.000	0-0	.000	2-2	1.000	0	1	1	1.8	0	0	0	0	0	2.1		
Totals		0	87	7-24	.292	4-12	.333	3-7	.429	4	14	18	1.8	5	3	3	9	0	2.1	

Games played: 10  
Minutes/game: 8.7  
Points/game: 2.1  
FG Pct: 29.2  
3FG Pct: 33.3  
FT Pct: 42.9

Rebounds/game: 1.8  
Assists/game: 0.3  
Turnovers/game: 0.3  
Assist/turnover ratio: 1.0  
Blocks/game: 0.9

## CAREER STATS

	GP-GS	MIN	AVG	FG-A	PCT	3FG-A	PCT	FT-A	PCT	OFF-DEF-REB	AVG	PF	AST	TO	BLK	STL	PTS	AVG
2019-20	10-0	87	8.7	7-24	.292	4-12	.333	3-7	.429	4-14-18	1.8	5	3	3	9	0	21	2.1
TOTAL	10-0	87	8.7	7-24	.292	4-12	.333	3-7	.429	4-14-18	1.8	5	3	3	9	0	21	2.1

# 23 AHSAN ASADULLAH

SO Center | 6-8 | 265 | Finance  
Atlanta, Ga. | North Clayton High School



## NOTES:

- Redshirted in 2017-18 after suffering an injury before the season.
- 2018-19 ASUN All-Freshman Team
- 2019-20 ASUN Preseason All-Conference selection
- Named ASUN Player of the Week (Nov. 11) after averaging 15.0 points, 12.5 rebounds, 2.5 blocks and 2.0 assists in the first week of the season. It was his first POW honor of career.
- Has three double-doubles this season
- Has either tied for or led the team in rebounding in each game he has played this season (11)
- Pulled down a career high 15 rebounds at home against Belmont.
- Led team in scoring twice last season and in rebounding seven times (2nd best on squad)
- Ranked second among all ASUN freshmen in rebounding (4.7) and sixth in scoring (7.4) in 2018-19

## SEASON/CAREER HIGHS

### POINTS

Season: 21 vs. Trevecca (12/8/19)  
Career: 26 vs. Sewanee (11/6/18)

### REBOUNDS

Season: 15 vs. Belmont (11/20/19)  
Career: Same

### ASSISTS

Season: 8 vs. Trevecca (12/8/19)  
Career: Same

### BLOCKS

Season: 3 (2x), last at Navy (11/22/19)  
Career: 4 at NC State (3/27/19)

### STEALS

Season: 3 at Xavier (11/30/19)  
Career: 4 vs. NJIT (3/7/19)

### MINUTES

Season: 32 at Xavier (11/30/19)  
Career: Same

### FIELD GOALS MADE

Season: 10 vs. Trevecca (12/8/19)  
Career: 11 vs. Sewanee (11/6/18)

### FIELD GOALS ATTEMPTED

Season: 18 (2x), last at Vermont (12/20/19)  
Career: Same

### 3-PT FIELD GOALS MADE

Season: 1 (2x), last at Xavier (11/30/19)  
Career: Same

### 3-PT FIELD GOALS ATTEMPTED

Season: 2 (3x), last at Belmont (12/3/19)  
Career: Same

### FREE THROWS MADE

Season: 5 vs. Middle Tennessee (11/9/19)  
Career: Same

### FREE THROWS ATTEMPTED

Season: 12 vs. Belmont (11/20/19)  
Career: Same

## SEASON STATS

PPG	RPG	APG	FG%	3FG%	FT%
14.7	9.7	3.3	51.0	20.0	41.2

## LAST GAME (at Vermont)

MIN	PTS	REBS	ASTS	BLKS	STLS
25	18	8	2	0	0

Opponent	Date	gs	min	Total		3-Pointers		Free throws		Rebounds				pf	a	t/o	blk	stl	pts	avg	
				fg-fga	pct	3fg-fga	pct	ft-fa	pct	off	def	tot	avg								
RHODES COLLEGE	11/05/19	*	17	6-10	.600	0-1	.000	0-0	.000	2	10	12	12.0	3	4	2	2	0	12	12.0	
MIDDLE TENNESSEE	11/09/19	*	28	6-13	.462	1-2	.500	5-8	.625	2	11	13	12.5	2	0	2	3	2	18	15.0	
at Tennessee State	11/12/19		dnp	-	-	-	-	-	-	-	-	-	-	-	-	-	-	-	-	-	
at Duquesne	11/15/19		18	7-11	.636	0-1	.000	0-1	.000	1	5	6	10.3	5	0	2	1	0	14	14.7	
BELMONT	11/20/19	*	30	3-13	.231	0-2	.000	3-12	.250	5	10	15	11.5	3	3	2	1	1	9	13.3	
at Navy	11/22/19	*	32	6-14	.429	0-0	.000	0-0	.000	2	11	13	11.8	4	3	2	3	2	12	13.0	
at Tennessee Tech	11/25/19	*	26	7-12	.583	0-0	.000	0-0	.000	4	5	9	11.3	3	5	5	0	1	14	13.2	
at Xavier	11/30/19	*	32	8-18	.444	1-1	1.000	1-2	.500	4	5	9	11.0	2	4	2	0	3	18	13.9	
at Belmont	12/03/19	*	26	7-11	.636	0-2	.000	1-2	.500	2	6	8	10.6	5	2	4	2	0	15	14.0	
TREVECCA	12/08/19	*	25	10-15	.667	0-0	.000	1-2	.500	3	3	6	10.1	3	8	6	1	0	21	14.8	
TENNESSEE TECH	12/17/19	*	28	5-8	.625	0-0	.000	1-2	.500	3	5	8	9.9	2	5	4	1	1	11	14.4	
at Vermont	12/20/19	*	25	8-18	.444	0-1	.000	2-5	.400	3	5	8	9.7	5	2	4	0	0	18	14.7	
Totals			10	287	73-143	.510	2-10	.200	14-34	.412	31	76	107	9.7	37	36	35	14	10	162	14.7

Games played: 11  
Minutes/game: 26.1  
Points/game: 14.7  
FG Pct: 51.0  
3FG Pct: 20.0  
FT Pct: 41.2

Rebounds/game: 9.7  
Assists/game: 3.3  
Turnovers/game: 3.2  
Assist/turnover ratio: 1.0  
Steals/game: 0.9  
Blocks/game: 1.3

## CAREER STATS

	GP-GS	MIN	AVG	FG-A	PCT	3FG-A	PCT	FT-A	PCT	OFF-DEF-REB	AVG	PF	AST	TO	BLK	STL	PTS	AVG
2018-19	37-2	526	14.2	113-200	.565	0-0	.000	48-71	.676	69-103-172	4.6	66	29	47	24	23	274	7.4
2019-20	11-10	287	26.1	73-143	.510	2-10	.200	14-34	.412	31-76-107	9.7	37	36	35	14	10	162	14.7
TOTAL	48-12	813	16.9	186-343	.542	2-10	.200	62-105	.590	100-179-279	5.8	103	65	82	38	33	436	9.1

# 25 MILES MILLER

FR Guard | 6-2 | 168 | Undecided  
Meridian, Miss. | Ole Miss



## SEASON/CAREER HIGHS

### POINTS

Season: 14 at Navy (11/22/19)  
Career: Same

### REBOUNDS

Season: 4 vs. Trevecca (12/8/19)  
Career: Same

### ASSISTS

Season: 6 at Navy (11/22/19)  
Career: Same

### BLOCKS

Season: 1 at Navy (11/22/19)  
Career: Same

### STEALS

Season: 1 (2x), last vs. Tennessee Tech (12/17/19)  
Career: Same

### MINUTES

Season: 33 at Navy (11/22/19)  
Career: Same

### FIELD GOALS MADE

Season: 5 at Navy (11/22/19)  
Career: Same

### FIELD GOALS ATTEMPTED

Season: 8 at Navy (11/22/19)  
Career: Same

### 3-PT FIELD GOALS MADE

Season: 4 at Navy (11/22/19)  
Career: Same

### 3-PT FIELD GOALS ATTEMPTED

Season: 7 at Navy (11/22/19)  
Career: Same

### FREE THROWS MADE

Season: 2 at Tennessee State (11/12/19)  
Career: Same

### FREE THROWS ATTEMPTED

Season: 2 at Tennessee State (11/12/19)  
Career: Same

## NOTES:

- Transferred from Ole Miss in the summer after redshirting with the Rebels last season.
- Prepped at Meridian High School under Randy Bolden and Ronald Norman
- Helped led the Wildcats to a 89-9 record in his four years and a State Championship (2016-17)
- Scored 1,400 career points
- 2017-18 All-State and All-Region selection
- Three-time All-District selection

## SEASON STATS

PPG	RPG	APG	FG%	3FG%	FT%
3.8	1.8	1.3	34.0	24.1	60.0

## LAST GAME (at Vermont)

MIN	PTS	REBS	ASTS	BLKS	STLS
21	3	0	2	0	1

Opponent	Date	gs	min	Total		3-Pointers		Free throws		Rebounds				pf	a	t/o	blk	stl	pts	avg
				fg-fga	pct	3fg-fga	pct	ft-fga	pct	off	def	tot	avg							
RHODES COLLEGE	11/05/19	13	3-3	1.000	1-1	1.000	1-1	1.000	0	1	1	1.0	2	0	0	0	1	8	8.0	
MIDDLE TENNESSEE	11/09/19	16	1-3	.333	0-2	.000	0-0	.000	0	2	2	1.5	1	3	2	0	0	2	5.0	
at Tennessee State	11/12/19	22	2-6	.333	0-2	.000	2-2	1.000	0	2	2	1.7	0	0	2	0	0	6	5.3	
at Duquesne	11/15/19	14	0-4	.000	0-2	.000	0-0	.000	0	1	1	1.5	1	0	1	0	0	0	4.0	
BELMONT	11/20/19	* 22	1-4	.250	1-4	.250	0-0	.000	1	2	3	1.8	3	1	0	0	0	3	3.8	
at Navy	11/22/19	* 33	5-8	.625	4-7	.571	0-1	.000	0	2	2	1.8	3	6	2	1	0	14	5.5	
at Tennessee Tech	11/25/19	* 17	2-5	.400	0-2	.000	0-1	.000	0	3	3	2.0	1	1	1	0	0	4	5.3	
at Xavier	11/30/19	* 18	1-6	.167	0-3	.000	0-0	.000	0	1	1	1.9	0	2	1	0	0	2	4.9	
at Belmont	12/03/19	15	1-4	.250	0-1	.000	0-0	.000	0	1	1	1.8	2	0	1	0	0	2	4.6	
TREVECCA	12/08/19	15	0-2	.000	0-1	.000	0-0	.000	0	4	4	2.0	0	1	0	0	0	0	4.1	
TENNESSEE TECH	12/17/19	13	1-3	.333	0-1	.000	0-0	.000	1	0	1	1.9	2	0	1	0	1	2	3.9	
at Vermont	12/20/19	21	1-5	.200	1-3	.333	0-0	.000	0	0	0	1.8	2	2	0	0	0	3	3.8	
Totals		4	219	18-53	.340	7-29	.241	3-5	.600	2	19	21	1.8	17	16	11	1	2	46	3.8

Games played: 12  
Minutes/game: 18.3  
Points/game: 3.8  
FG Pct: 34.0  
3FG Pct: 24.1  
FT Pct: 60.0

Rebounds/game: 1.8  
Assists/game: 1.3  
Turnovers/game: 0.9  
Assist/turnover ratio: 1.5  
Steals/game: 0.2  
Blocks/game: 0.1

## CAREER STATS

	GP-GS	MIN	AVG	FG-A	PCT	3FG-A	PCT	FT-A	PCT	OFF-DEF-REB	AVG	PF	AST	TO	BLK	STL	PTS	AVG
2019-20	12-4	219	18.3	18-53	.340	7-29	.241	3-5	.600	2-19-21	1.8	17	16	11	1	2	46	3.8
TOTAL	12-4	219	18.3	18-53	.340	7-29	.241	3-5	.600	2-19-21	1.8	17	16	11	1	2	46	3.8



# 2019-20 OVERALL STATS

RECORD:	OVERALL	HOME	AWAY	NEUTRAL
ALL GAMES	5-7	3-2	2-5	0-0
CONFERENCE	0-0	0-0	0-0	0-0
NON-CONFERENCE	5-7	3-2	2-5	0-0

#	Player	gp-qs	min	avg	Total		3-Point		F-Throw		Rebounds				pf	dq	a	to	blk	stl	pts	avg			
					fg-fga	fg%	3fg-fga	3fg%	ft-fa	ft%	off	def	tot	avg											
00	JOHNSON, KJ	12-7	305	25.4	61-123	.496	17-45	.378	43-55	.782	8	27	35	2.9	12	0	23	18	0	8	182	15.2			
23	ASADULLAH, Ahsan	11-10	287	26.1	73-143	.510	2-10	.200	14-34	.412	31	76	107	9.7	37	3	36	35	14	10	162	14.7			
02	FLEMING, Andrew	12-11	288	24.0	44-90	.489	13-33	.394	15-17	.882	18	33	51	4.3	13	0	22	20	2	7	116	9.7			
03	BUCKLAND, Michael	9-9	264	29.3	31-62	.500	13-31	.419	12-14	.857	3	37	40	4.4	16	0	21	18	6	13	87	9.7			
01	JONES, Greg	9-5	157	17.4	18-48	.375	11-33	.333	9-10	.900	5	11	16	1.8	7	0	2	10	1	5	56	6.2			
10	WOLFE, Jake	8-7	187	23.4	16-42	.381	5-21	.238	9-13	.692	6	10	16	2.0	16	0	15	11	0	7	46	5.8			
13	HAZEN, Parker	12-7	211	17.6	20-56	.357	2-11	.182	11-17	.647	12	45	57	4.8	25	0	7	15	1	4	53	4.4			
12	CARY, Carson	9-0	113	12.6	13-29	.448	8-19	.421	1-2	.500	1	2	3	0.3	4	0	2	3	0	1	35	3.9			
25	MILLER, Miles	12-4	219	18.3	18-53	.340	7-29	.241	3-5	.600	2	19	21	1.8	17	0	16	11	1	2	46	3.8			
05	COLEMAN, Kaleb	12-0	121	10.1	13-31	.419	5-22	.227	3-5	.600	7	13	20	1.7	13	0	1	11	0	3	34	2.8			
22	HOBBS, Jacob	10-0	87	8.7	7-24	.292	4-12	.333	3-7	.429	4	14	18	1.8	5	0	3	3	9	0	21	2.1			
11	JONES, Alex	8-0	78	9.8	4-9	.444	0-2	.000	5-5	1.000	0	8	8	1.0	5	0	2	7	0	6	13	1.6			
20	MERRITT, JOHN MAT	7-0	43	6.1	5-10	.500	0-2	.000	0-0	.000	0	5	5	0.7	3	0	2	2	0	3	10	1.4			
04	STRATES, Jaxson	9-0	40	4.4	4-9	.444	0-0	.000	3-7	.429	4	8	12	1.3	7	0	5	2	2	0	11	1.2			
Team											5	3	8												2
Team											8	10	18												4
Total.....		12	2400		327-729	.449	87-270	.322	131-191	.686	114	321	435	36.2	180	3	157	172	36	69	872	72.7			
Opponents.....		12	2400		314-747	.420	104-309	.337	117-176	.665	143	313	456	38.0	198	-	155	190	45	74	849	70.8			

TEAM STATISTICS	LIP	OPP	Date	Opponent	Score	Att.
SCORING	872	849	11/05/19	RHODES COLLEGE	w 104-55	1878
Points per game	72.7	70.8	0 11/09/19	MIDDLE TENNESSEE	L 70-73	2834
Scoring margin	+1.9	-	11/12/19	at Tennessee State	L 78-79	4582
FIELD GOALS-ATT	327-729	314-747	11/15/19	at Duquesne	L 36-58	1143
Field goal pct	.449	.420	11/20/19	BELMONT	L 67-73	3628
3 POINT FG-ATT	87-270	104-309	11/22/19	at Navy	w 65-61	763
3-point FG pct	.322	.337	11/25/19	at Tennessee Tech	w 78-65	1320
3-pt FG made per game	7.3	8.7	11/30/19	at Xavier	L 62-87	9960
FREE THROWS-ATT	131-191	117-176	12/03/19	at Belmont	L 75-80	3318
Free throw pct	.686	.665	12/08/19	TREVECCA	w 96-72	1537
F-Throws made per game	10.9	9.8	12/17/19	TENNESSEE TECH	w 78-60	1364
REBOUNDS	435	456	12/20/19	at Vermont	L 63-86	2641
Rebounds per game	36.2	38.0	* - Conference game			
Rebounding margin	-1.7	-				
ASSISTS	157	155				
Assists per game	13.1	12.9				
TURNOVERS	172	190				
Turnovers per game	14.3	15.8				
Turnover margin	+1.5	-				
Assist/turnover ratio	0.9	0.8				
STEALS	69	74				
Steals per game	5.8	6.2				
BLOCKS	36	45				
Blocks per game	3.0	3.8				
ATTENDANCE	11241	23727				
Home games-Avg/Game	5-2248	7-3390				
Neutral site-Avg/Game	-	0-0				

Score by Periods	1st	2nd	Totals
Lipscomb	405	467	872
Opponents	422	427	849

# HOME STATS

RECORD:	OVERALL	HOME	AWAY	NEUTRAL
ALL GAMES	3-2	3-2	0-0	0-0
CONFERENCE	0-0	0-0	0-0	0-0
NON-CONFERENCE	3-2	3-2	0-0	0-0

#	Player	gp-qs	min	avg	Total		3-Point		F-Throw		Rebounds				pf	dq	a	to	blk	stl	pts	avg			
					fg-fga	fg%	3fg-fga	3fg%	ft-fga	ft%	off	def	tot	avg											
23	ASADULLAH, Ahsan	5-5	128	25.6	30-59	.508	1-5	.200	10-24	.417	15	39	54	10.8	13	0	20	16	8	4	71	14.2			
00	JOHNSON, KJ	5-2	107	21.4	22-44	.500	5-16	.313	20-25	.800	1	11	12	2.4	6	0	9	6	0	2	69	13.8			
02	FLEMING, Andrew	5-5	109	21.8	21-39	.538	7-16	.438	12-14	.857	8	15	23	4.6	6	0	11	6	0	3	61	12.2			
03	BUCKLAND, Michael	5-5	145	29.0	18-38	.474	7-17	.412	12-14	.857	3	21	24	4.8	6	0	11	6	5	5	55	11.0			
01	JONES, Greg	5-2	83	16.6	13-30	.433	9-21	.429	5-6	.833	3	5	8	1.6	5	0	1	4	0	4	40	8.0			
10	WOLFE, Jake	4-4	92	23.0	10-18	.556	4-11	.364	5-6	.833	1	9	10	2.5	9	0	5	8	0	1	29	7.3			
13	HAZEN, Parker	5-1	58	11.6	8-21	.381	0-2	.000	2-4	.500	9	17	26	5.2	7	0	2	7	0	1	18	3.6			
05	COLEMAN, Kaleb	5-0	45	9.0	7-14	.500	3-10	.300	1-2	.500	4	8	12	2.4	6	0	1	8	0	1	18	3.6			
20	MERRITT, JOHN MAT	3-0	27	9.0	5-7	.714	0-1	.000	0-0	.000	0	3	3	1.0	0	0	1	2	0	1	10	3.3			
25	MILLER, Miles	5-1	79	15.8	6-15	.400	2-9	.222	1-1	1.000	2	9	11	2.2	8	0	5	3	0	2	15	3.0			
12	CARY, Carson	3-0	31	10.3	4-8	.500	1-4	.250	0-0	.000	0	0	0	0.0	0	0	0	0	0	0	9	3.0			
04	STRATES, Jaxson	4-0	26	6.5	4-8	.500	0-0	.000	2-4	.500	2	7	9	2.3	4	0	5	0	2	0	10	2.5			
11	JONES, Alex	3-0	36	12.0	3-6	.500	0-1	.000	0-0	.000	0	3	3	1.0	1	0	1	2	0	3	6	2.0			
22	HOBBS, Jacob	4-0	34	8.5	2-10	.200	0-2	.000	0-2	.000	2	4	6	1.5	2	0	3	0	7	0	4	1.0			
Team											1	2	3												1
Team											4	6	10												1
Total.....		5	1000		153-317	.483	39-115	.339	70-102	.686	55	159	214	42.8	73	0	75	70	22	27	415	83.0			
Opponents.....		5	1000		122-311	.392	48-131	.366	41-70	.586	47	120	167	33.4	87	-	55	83	15	24	333	66.6			

TEAM STATISTICS	LIP	OPP
SCORING	415	333
Points per game	83.0	66.6
Scoring margin	+16.4	-
FIELD GOALS-ATT	153-317	122-311
Field goal pct	.483	.392
3 POINT FG-ATT	39-115	48-131
3-point FG pct	.339	.366
3-pt FG made per game	7.8	9.6
FREE THROWS-ATT	70-102	41-70
Free throw pct	.686	.586
F-Throws made per game	14.0	8.2
REBOUNDS	214	167
Rebounds per game	42.8	33.4
Rebounding margin	+9.4	-
ASSISTS	75	55
Assists per game	15.0	11.0
TURNOVERS	70	83
Turnovers per game	14.0	16.6
Turnover margin	+2.6	-
Assist/turnover ratio	1.1	0.7
STEALS	27	24
Steals per game	5.4	4.8
BLOCKS	22	15
Blocks per game	4.4	3.0
ATTENDANCE	11241	0
Home games-Avg/Game	5-2248	0-0
Neutral site-Avg/Game	-	0-0

Date	Opponent		Score	Att.
11/05/19	RHODES COLLEGE	w	104-55	1878
0 11/09/19	MIDDLE TENNESSEE	L	70-73	2834
11/20/19	BELMONT	L	67-73	3628
12/08/19	TREVECCA	w	96-72	1537
12/17/19	TENNESSEE TECH	w	78-60	1364

\* - Conference game

Score by Periods	1st	2nd	Totals
Lipscomb	186	229	415
Opponents	177	156	333

# ROAD STATS

RECORD:	OVERALL	HOME	AWAY	NEUTRAL
ALL GAMES	2-5	0-0	2-5	0-0
CONFERENCE	0-0	0-0	0-0	0-0
NON-CONFERENCE	2-5	0-0	2-5	0-0

#	Player	gp-qs	min	avg	Total		3-Point		F-Throw		Rebounds				pf	dq	a	to	blk	stl	pts	avg		
					fg-fga	fg%	3fg-fga	3fg%	ft-fga	ft%	off	def	tot	avg										
00	JOHNSON, KJ	7-5	198	28.3	39-79	.494	12-29	.414	23-30	.767	7	16	23	3.3	6	0	14	12	0	6	113	16.1		
23	ASADULLAH, Ahsan	6-5	159	26.5	43-84	.512	1-5	.200	4-10	.400	16	37	53	8.8	24	3	16	19	6	6	91	15.2		
03	BUCKLAND, Michael	4-4	119	29.8	13-24	.542	6-14	.429	0-0	.000	0	16	16	4.0	10	0	10	12	1	8	32	8.0		
02	FLEMING, Andrew	7-6	179	25.6	23-51	.451	6-17	.353	3-3	1.000	10	18	28	4.0	7	0	11	14	2	4	55	7.9		
13	HAZEN, Parker	7-6	153	21.9	12-35	.343	2-9	.222	9-13	.692	3	28	31	4.4	18	0	5	8	1	3	35	5.0		
25	MILLER, Miles	7-3	140	20.0	12-38	.316	5-20	.250	2-4	.500	0	10	10	1.4	9	0	11	8	1	0	31	4.4		
12	CARY, Carson	6-0	82	13.7	9-21	.429	7-15	.467	1-2	.500	1	2	3	0.5	4	0	2	3	0	1	26	4.3		
10	WOLFE, Jake	4-3	95	23.8	6-24	.250	1-10	.100	4-7	.571	5	1	6	1.5	7	0	10	3	0	6	17	4.3		
01	JONES, Greg	4-3	74	18.5	5-18	.278	2-12	.167	4-4	1.000	2	6	8	2.0	2	0	1	6	1	1	16	4.0		
22	HOBBS, Jacob	6-0	53	8.8	5-14	.357	4-10	.400	3-5	.600	2	10	12	2.0	3	0	0	3	2	0	17	2.8		
05	COLEMAN, Kaleb	7-0	76	10.9	6-17	.353	2-12	.167	2-3	.667	3	5	8	1.1	7	0	0	3	0	2	16	2.3		
11	JONES, Alex	5-0	42	8.4	1-3	.333	0-1	.000	5-5	1.000	0	5	5	1.0	4	0	1	5	0	3	7	1.4		
04	STRATES, Jaxson	5-0	14	2.8	0-1	.000	0-0	.000	1-3	.333	2	1	3	0.6	3	0	0	2	0	0	1	0.2		
20	MERRITT, JOHN MAT	4-0	16	4.0	0-3	.000	0-1	.000	0-0	.000	0	2	2	0.5	3	0	1	0	0	2	0	0.0		
Team											4	4	8											
Team											4	1	5											
Total.....		7	1400		174-412	.422	48-155	.310	61-89	.685	59	162	221	31.6	107	3	82	102	14	42	457	65.3		
Opponents.....		7	1400		192-436	.440	56-178	.315	76-106	.717	96	193	289	41.3	111	-	100	107	30	50	516	73.7		

TEAM STATISTICS	LIP	OPP	Date	Opponent	Score	Att.
SCORING	457	516	11/12/19	at Tennessee State	L 78-79	4582
Points per game	65.3	73.7	11/15/19	at Duquesne	L 36-58	1143
Scoring margin	-8.4	-	11/22/19	at Navy	w 65-61	763
FIELD GOALS-ATT	174-412	192-436	11/25/19	at Tennessee Tech	w 78-65	1320
Field goal pct	.422	.440	11/30/19	at Xavier	L 62-87	9960
3 POINT FG-ATT	48-155	56-178	12/03/19	at Belmont	L 75-80	3318
3-point FG pct	.310	.315	12/20/19	at Vermont	L 63-86	2641
3-pt FG made per game	6.9	8.0	* - Conference game			
FREE THROWS-ATT	61-89	76-106				
Free throw pct	.685	.717				
F-Throws made per game	8.7	10.9				
REBOUNDS	221	289				
Rebounds per game	31.6	41.3				
Rebounding margin	-9.7	-				
ASSISTS	82	100				
Assists per game	11.7	14.3				
TURNOVERS	102	107				
Turnovers per game	14.6	15.3				
Turnover margin	+0.7	-				
Assist/turnover ratio	0.8	0.9				
STEALS	42	50				
Steals per game	6.0	7.1				
BLOCKS	14	30				
Blocks per game	2.0	4.3				
ATTENDANCE	0	23727				
Home games-Avg/Game	0-0	7-3390				
Neutral site-Avg/Game	-	0-0				

Score by Periods	1st	2nd	Totals
Lipscomb	219	238	457
Opponents	245	271	516

# 2019-20 GAME BOX SCORES

## GAME 1: Lipscomb 104, Rhodes 55 Allen Arena - November 6, 2019

Rhodes College 55 • 0-0

#	Player	Total		3-Ptr		Rebounds			PF	TP	A	TO	Blk	Stl	Min
		FG-FGA	FG-FGA	FT-FTA	Off	Def	Tot								
23	GIROUX, Preston	2-6	0-0	1-2	3	0	3	5	5	0	1	1	0	0	13
02	BERRY, Bryce	5-10	1-2	2-3	1	0	1	4	13	0	3	0	0	0	22
11	JAMES, Mac	0-4	0-0	1-2	0	1	1	1	1	0	0	0	0	0	19
14	WEATHERFORD, Mitch	2-8	0-0	0-0	1	3	4	4	2	0	0	1	2	3	23
24	GALVIN, Owen	1-6	0-2	0-0	0	3	3	0	2	1	2	0	0	0	18
03	WALKER, Jeff	0-0	0-0	0-0	0	1	1	0	0	0	0	0	0	0	4
05	SHEN, Kevin	4-13	2-6	0-0	1	1	1	0	10	2	1	0	0	0	25
12	NESTLEHUTT, Jake	1-4	1-4	0-0	1	1	2	0	3	0	1	0	0	0	13
13	DE FERIA, Nick	0-0	0-0	0-0	0	2	0	0	0	0	0	0	0	0	7
20	WILEY, Koki	6-14	1-3	0-0	0	8	8	1	13	3	4	1	1	1	27
21	COPELAND, Graham	0-2	0-1	0-0	0	1	1	0	0	0	0	0	0	0	4
31	WALKER, Grayson	0-0	0-0	0-0	0	0	0	0	0	0	1	0	0	0	1
32	PIPPENGER, Wiley	2-6	0-0	0-0	1	2	3	1	4	0	2	2	0	0	19
42	GIES, Noah	0-0	0-0	0-0	0	0	0	0	0	0	0	0	0	0	1
44	JOHNSON, Ross	0-1	0-1	0-0	0	0	0	0	0	0	1	0	0	0	4
Team															
Totals		23-74	5-19	4-7	9	23	32	16	55	9	18	4	2	20	

FG % 1st Half: 10-34 29.4% 2nd half: 13-40 32.5% Game: 23-74 31.1%  
 3FG % 1st Half: 2-9 22.2% 2nd half: 3-10 30.0% Game: 5-19 26.3%  
 FT % 1st Half: 3-5 60.0% 2nd half: 1-2 50.0% Game: 4-7 57.1%

Lipscomb 104 • 1-0

#	Player	Total		3-Ptr		Rebounds			PF	TP	A	TO	Blk	Stl	Min
		FG-FGA	FG-FGA	FT-FTA	Off	Def	Tot								
23	ASADULLAH, Ahsan	6-10	0-1	0-0	2	10	12	3	12	4	2	2	0	0	17
01	JONES, Greg	2-6	1-3	3-4	0	3	3	0	8	0	0	0	0	0	16
02	FLEMING, Andrew	4-5	0-0	2-2	2	5	7	1	10	4	0	0	1	0	20
03	BUCKLAND, Michael	3-8	1-3	1-2	0	2	2	1	8	2	2	0	0	0	18
10	WOLFE, Jake	2-3	1-1	3-4	0	3	3	8	2	0	0	0	0	0	18
00	JOHNSON, KJ	5-9	1-0	3-3	1	0	1	14	2	0	0	0	0	0	15
04	STRATES, Jaxson	3-5	0-0	2-4	1	4	5	0	8	4	0	1	0	0	12
05	COLEMAN, Kaleb	2-4	1-3	0-0	1	3	4	1	5	0	4	0	0	0	15
11	JONES, Alex	2-3	0-0	0-0	0	0	0	0	4	0	1	0	0	0	11
12	CARY, Carson	1-2	0-1	0-0	0	0	0	0	2	0	0	0	0	0	10
13	HAZEN, Parker	3-7	0-0	1-2	3	5	8	1	7	1	1	0	0	0	7
20	MERRITT, JOHN MATT	4-4	0-0	0-0	0	2	2	0	8	0	0	0	0	0	13
22	HOBBES, Jacob	1-6	0-1	0-1	1	2	3	1	2	0	0	3	0	0	11
25	MILLER, Miles	3-3	1-1	1-1	0	1	1	2	8	0	0	0	0	0	13
Team															
Totals		41-75	6-18	16-23	12	42	54	12	104	18	11	6	6	20	

FG % 1st Half: 18-39 46.2% 2nd half: 23-36 63.9% Game: 41-75 54.7%  
 3FG % 1st Half: 4-10 40.0% 2nd half: 2-8 25.0% Game: 6-18 33.3%  
 FT % 1st Half: 5-9 55.6% 2nd half: 11-14 78.6% Game: 16-23 69.6%

Officials: John Dillon, Brian Hagedorn, Michael Wallace  
 Technical fouls: Rhodes College-None. Lipscomb-None.  
 Attendance: 1878

Score by periods	1st	2nd	Total
Rhodes College	25	30	55
Lipscomb	45	59	104

Last FG - RHODES 2nd-04:12, LIP 2nd-00:12.  
 Largest lead - RHODES None, LIP by 49 2nd-00:12.  
 RHODES led for 00:00. LIP led for 39:40. Game was tied for 00:20.

Points	In	Off	2nd	Fast	Bench
RHODES	34	11	1	7	30
LIP	62	28	15	10	58

## GAME 2: Middle Tennessee 73, Lipscomb 70 Allen Arena - November 9, 2019

Middle Tennessee 73 • 2-0

#	Player	Total		3-Ptr		Rebounds			PF	TP	A	TO	Blk	Stl	Min
		FG-FGA	FG-FGA	FT-FTA	Off	Def	Tot								
21	Millner,Jo'vontae	2-6	1-2	0-0	2	0	2	2	5	0	0	0	0	0	10
03	Sims,Donovan	0-5	0-2	1-2	1	5	6	0	1	5	4	0	0	0	31
13	Johnson,Jayce	1-6	0-1	3-4	0	5	5	4	5	0	3	0	0	0	23
23	Jones,C.J.	8-13	6-10	1-1	1	5	6	4	23	1	4	1	1	38	
55	Green,Antonio	4-13	2-8	5-6	0	4	4	2	15	7	4	0	4	36	
00	Crump,Anthony	0-0	0-0	0-0	0	0	0	0	0	0	0	0	0	0	1
01	Millin,Tyler	4-6	3-4	0-0	0	2	2	2	11	0	3	1	1	18	
04	Jackson,Tyson	3-5	0-0	4-4	1	5	6	3	10	0	1	1	1	30	
05	Lawrence,Eli	1-3	1-3	0-0	1	2	3	1	3	1	1	1	1	13	
Team															
Totals		23-57	13-30	14-17	6	29	35	18	73	14	20	4	8	200	

FG % 1st Half: 11-27 40.7% 2nd half: 12-30 40.0% Game: 23-57 40.4%  
 3FG % 1st Half: 8-15 53.3% 2nd half: 5-15 33.3% Game: 13-30 43.3%  
 FT % 1st Half: 7-8 87.5% 2nd half: 7-9 77.8% Game: 14-17 82.4%

Lipscomb 70 • 1-1

#	Player	Total		3-Ptr		Rebounds			PF	TP	A	TO	Blk	Stl	Min
		FG-FGA	FG-FGA	FT-FTA	Off	Def	Tot								
23	ASADULLAH, Ahsan	6-13	1-2	5-8	2	11	13	2	18	0	2	3	2	28	
01	JONES, Greg	1-6	1-4	0-0	1	0	1	0	3	0	0	0	0	1	11
02	FLEMING, Andrew	5-12	3-7	2-2	3	4	7	4	15	4	2	0	0	31	
03	BUCKLAND, Michael	3-6	2-4	4-4	1	3	4	2	12	1	2	2	1	35	
10	WOLFE, Jake	4-9	2-7	2-2	1	2	3	4	12	1	4	0	0	28	
00	JOHNSON, KJ	1-4	0-1	0-0	0	1	1	0	2	1	2	0	0	0	13
04	STRATES, Jaxson	0-1	0-0	0-0	0	0	0	0	0	0	1	0	1	0	5
05	COLEMAN, Kaleb	2-4	0-2	0-0	0	1	1	0	4	0	1	0	0	0	9
11	JONES, Alex	1-2	0-1	0-0	0	2	2	1	2	1	1	0	0	0	15
13	HAZEN, Parker	0-4	0-2	0-0	2	2	4	0	0	0	2	0	0	0	9
25	MILLER, Miles	1-3	0-2	0-0	0	2	2	1	2	3	2	0	0	0	16
Team															
Totals		24-64	9-32	13-16	12	29	41	16	70	12	18	6	4	200	

FG % 1st Half: 12-33 36.4% 2nd half: 12-31 38.7% Game: 24-64 37.5%  
 3FG % 1st Half: 4-16 25.0% 2nd half: 5-16 31.3% Game: 9-32 28.1%  
 FT % 1st Half: 3-6 50.0% 2nd half: 10-10 100.0% Game: 13-16 81.3%

Officials: Anthony Jordan, Todd Austin, Wil Howard  
 Technical fouls: Middle Tennessee-None. Lipscomb-None.  
 Attendance: 2834

Score by periods	1st	2nd	Total
Middle Tennessee	37	36	73
Lipscomb	31	39	70

Last FG - MT 2nd-00:22, LIP 2nd-00:39.  
 Largest lead - MT by 13 1st-02:25, LIP by 5 1st-16:48.  
 MT led for 23:48. LIP led for 11:25. Game was tied for 04:47.

Points	In	Off	2nd	Fast	Bench
MT	14	19	6	4	24
LIP	28	17	7	9	10

## GAME 3: Tennessee State 79, Lipscomb 78 Nashville, Tenn. (Gentry Complex) - November 12, 2019

Lipscomb 78 • 1-2

#	Player	Total		3-Ptr		Rebounds			PF	TP	A	TO	Blk	Stl	Min
		FG-FGA	FG-FGA	FT-FTA	Off	Def	Tot								
13	HAZEN, Parker	5-7	0-0	3-4	0	4	4	4	13	1	1	0	0	0	24
01	JONES, Greg	1-6	1-4	0-0	0	0	0	1	3	0	2	0	0	0	10
02	FLEMING, Andrew	6-11	1-3	0-0	2	1	3	0	13	5	2	0	0	0	35
03	BUCKLAND, Michael	5-8	4-7	0-0	0	2	2	4	14	1	2	0	2	31	
10	WOLFE, Jake	2-6	0-1	4-7	1	1	2	0	8	2	1	0	0	0	34
00	JOHNSON, KJ	5-7	1-2	5-7	0	1	1	0	16	0	2	0	1	0	20
04	STRATES, Jaxson	0-0	0-0	0-1	1	1	2	1	0	0	1	0	0	0	3
05	COLEMAN, Kaleb	0-1	0-1	0-0	0	1	1	0	0	0	0	0	0	0	6
11	JONES, Alex	1-1	0-0	3-3	0	1	1	1	5	0	0	0	0	0	9
22	HOBBES, Jacob	0-1	0-0	0-0	0	1	1	0	0	0	0	1	0	0	6
25	MILLER, Miles	2-6	0-2	2-2	0	2	2	0	6	0	2	0	0	0	22
Team															
Totals		27-54	7-20	17-24	6	16	22	12	78	9	14	1	3	200	

FG % 1st Half: 15-26 57.7% 2nd half: 12-28 42.9% Game: 27-54 50.0%  
 3FG % 1st Half: 5-8 62.5% 2nd half: 2-12 16.7% Game: 7-20 35.0%  
 FT % 1st Half: 9-10 90.0% 2nd half: 8-14 57.1% Game: 17-24 70.8%

Tennessee State 79 • 2-1

#	Player	Total		3-Ptr		Rebounds			PF	TP	A	TO	Blk	Stl	Min
		FG-FGA	FG-FGA	FT-FTA	Off	Def	Tot								
10	JOHNSON, Shakem	5-5	0-0	1-5	0	1	1	5	11	0	2	0	1	14	
22	WASHINGTON, Jy'lan	4-6	0-0	3-4	6	7	13	3	11	2	2	1	0	27	
01	LITTLEJOHN, Michael	9-12	5-8	0-0	1	1	2	23	2	3	0	1	34		
02	MARSHALL, Carlos	2-9	2-7	2-2	0	0	0	3	8	2	2	0	1	19	
04	HARRIS, Wesley	6-11	1-3	0-0	2	4	6	3	13	3	6	2	0	35	
00	FREEMAN, Mark	0-3	0-1	0-0	2	2	5	0	6	2	0	0	0	0	28



# 2019-20 GAME BOX SCORES

## GAME 5: Belmont 73, Lipscomb 67 Allen Arena - November 20, 2019

### Belmont 73 • 4-1

#	Player	Total			3-Ptr			Rebounds			PF	TP	A	TO	Blk	Stl	Min
		FG-FGA	FG-FGA	FT-FTA	FG-FGA	FG-FGA	FT-FTA	Off	Def	Tot							
00	Scanlon, Tyler	3-11	2-6	1-1	3	4	7	1	9	1	0	0	0	0	0	31	
02	Murphy, Grayson	5-14	0-3	2-4	4	9	13	1	12	5	2	0	0	0	0	33	
05	Kunkel, Adam	5-10	2-7	4-4	0	1	1	4	16	2	3	0	1	2	7	27	
24	Benkert, Michael	1-6	0-4	0-1	1	1	2	3	2	0	1	0	0	0	0	20	
33	Muszynski, Nick	7-10	1-3	1-2	3	4	7	3	16	1	3	3	0	0	0	26	
10	Hollander, Caleb	1-3	0-1	0-0	1	2	3	0	2	0	0	0	0	0	0	5	
14	Hopkins, Nick	1-6	0-4	0-0	0	3	3	0	2	4	0	0	0	0	0	18	
20	Piersson, Tate	2-2	2-2	1-2	1	1	2	0	7	0	0	0	1	1	0	10	
22	Sheppard, Ben	2-6	1-2	2-4	1	2	3	3	7	0	1	0	1	1	0	16	
50	Adelsperger, Seth	0-1	0-0	0-0	0	1	1	2	0	0	0	1	0	1	0	14	
Team					3	0	3										
Totals		27-69	8-32	11-18	17	28	45	17	73	13	11	4	3	2	0	200	

FG % 1st Half: 13-39 33.3% 2nd half: 14-30 46.7% Game: 27-69 39.1%  
 3FG % 1st Half: 3-17 17.6% 2nd half: 5-15 33.3% Game: 8-32 25.0%  
 FT % 1st Half: 3-4 75.0% 2nd half: 8-14 57.1% Game: 11-18 61.1%

### Lipscomb 67 • 1-4

#	Player	Total			3-Ptr			Rebounds			PF	TP	A	TO	Blk	Stl	Min
		FG-FGA	FG-FGA	FT-FTA	FG-FGA	FG-FGA	FT-FTA	Off	Def	Tot							
02	FLEMING, Andrew	5-11	1-5	7-8	2	3	5	0	18	2	1	0	0	0	0	24	
03	BUCKLAND, Michael	3-9	0-3	0-0	2	5	7	2	6	2	1	0	0	0	0	27	
10	WOLFE, Jake	3-4	1-2	0-0	0	1	1	0	7	1	2	0	1	1	0	25	
23	ASADULLAH, Ahsan	3-13	0-2	3-12	5	10	15	3	9	3	2	1	1	0	0	30	
25	MILLER, Miles	1-4	1-4	0-0	1	2	3	3	3	1	0	0	0	0	0	22	
00	JOHNSON, KJ	4-12	1-3	7-8	0	3	3	2	16	0	2	0	1	1	0	27	
01	JONES, Greg	1-2	0-1	0-0	1	1	2	3	2	0	2	0	0	0	0	15	
05	COLEMAN, Kaleb	0-0	0-0	0-0	0	0	0	0	0	0	0	0	0	0	0	1	
11	JONES, Alex	0-1	0-0	0-0	0	1	1	0	0	0	0	0	1	1	0	10	
13	HAZEN, Parker	3-5	0-0	0-0	3	4	7	2	6	0	1	0	1	0	0	16	
22	HOBBES, Jacob	0-0	0-0	0-0	0	1	1	0	0	0	0	0	0	0	0	3	
Team					0	1	1										
Totals		23-61	4-20	17-28	14	32	46	15	67	9	12	1	5	2	0	200	

FG % 1st Half: 14-33 42.4% 2nd half: 9-28 32.1% Game: 23-61 37.7%  
 3FG % 1st Half: 2-11 18.2% 2nd half: 4-12 33.3% Game: 4-20 20.0%  
 FT % 1st Half: 3-6 50.0% 2nd half: 14-22 63.6% Game: 17-28 60.7%

Officials: John Hampton, R.B. Clyburn, Erroll Lewis  
 Technical fouls: Belmont-Kunkel, Adam. Lipscomb-None.  
 Attendance: 3628

Score by periods	1st	2nd	Total
Belmont	32	41	73
Lipscomb	33	34	67

Last FG - BEL 2nd-04:53, LIP 2nd-01:34.  
 Largest lead - BEL by 14 2nd-12:14, LIP by 3 1st-12:22.  
 BEL led for 31:29. LIP led for 06:18. Game was tied for 02:13.

Points	In	Off	2nd	Fast	Bench
	Paint	T/O	Chance	Break	
BEL	34	16	18	3	18
LIP	30	10	20	6	24

Score tied - 3 times.  
 Lead changed - 7 times.

## GAME 6: Lipscomb 65, Navy 61 Annapolis, Md. - November 22, 2019

### Lipscomb 65 • 2-4

#	Player	Total			3-Ptr			Rebounds			PF	TP	A	TO	Blk	Stl	Min
		FG-FGA	FG-FGA	FT-FTA	FG-FGA	FG-FGA	FT-FTA	Off	Def	Tot							
13	HAZEN, Parker	1-5	0-2	0-0	0	2	2	1	2	2	0	0	0	0	0	24	
23	ASADULLAH, Ahsan	6-14	0-0	0-0	2	11	13	4	12	3	2	3	2	0	0	32	
00	JOHNSON, KJ	8-13	2-5	0-0	0	3	3	1	18	2	1	0	1	0	1	37	
02	FLEMING, Andrew	0-3	0-1	0-0	1	1	2	1	0	1	2	1	0	0	0	17	
25	MILLER, Miles	5-8	4-7	0-1	0	2	2	3	14	6	2	1	0	0	0	33	
04	STRATES, Jaxson	0-1	0-0	0-0	0	0	0	0	0	0	0	0	0	0	0	2	
05	COLEMAN, Kaleb	1-1	0-0	1-2	0	0	0	1	3	0	0	0	0	0	0	7	
11	JONES, Alex	0-1	0-1	0-0	0	0	0	0	0	0	0	0	0	0	0	7	
12	CARY, Carson	3-4	2-2	1-2	0	0	0	2	9	1	0	0	1	0	1	23	
20	MERRITT, JOHN MATT	0-0	0-0	0-0	0	0	0	0	1	0	0	0	0	1	0	3	
22	HOBBES, Jacob	2-3	2-3	1-2	1	2	3	1	7	0	2	1	0	0	0	15	
Team					2	0	2										
Totals		26-53	10-21	3-7	6	21	27	15	65	15	10	6	5	2	0	200	

FG % 1st Half: 12-25 48.0% 2nd half: 14-28 50.0% Game: 26-53 49.1%  
 3FG % 1st Half: 4-11 36.4% 2nd half: 6-10 60.0% Game: 10-21 47.6%  
 FT % 1st Half: 1-2 50.0% 2nd half: 2-5 40.0% Game: 3-7 42.9%

### Navy 61 • 2-3

#	Player	Total			3-Ptr			Rebounds			PF	TP	A	TO	Blk	Stl	Min
		FG-FGA	FG-FGA	FT-FTA	FG-FGA	FG-FGA	FT-FTA	Off	Def	Tot							
33	Loehr, Luke	2-7	1-6	4-4	4	1	5	1	9	0	0	0	0	0	0	30	
40	Wieck, Evan	2-5	0-0	0-0	3	4	7	1	4	2	2	0	0	2	0	28	
01	Carter Jr., John	5-16	4-11	2-2	1	3	4	1	16	2	3	0	1	3	0	33	
20	Summers, Greg	5-8	0-0	2-2	4	5	9	3	12	2	2	0	0	0	0	23	
22	Davis, Cam	5-14	3-6	2-2	0	3	3	3	15	4	2	0	1	3	0	37	
03	Yoder, Sean	0-0	0-0	2-2	0	1	1	2	2	1	0	0	1	0	0	10	
05	Nelson, Tyler	1-1	0-0	0-0	0	1	1	0	2	0	1	0	0	0	0	11	
21	Dorsey, Patrick	0-1	0-1	1-2	0	2	2	0	1	0	0	0	0	0	0	6	
25	Loehr, Alec	0-1	0-0	0-0	1	0	1	2	0	1	1	0	0	0	0	10	
55	Njoku, Richard	0-3	0-0	0-0	1	0	1	0	1	2	1	1	0	1	0	12	
Team					2	4	6										
Totals		20-56	8-24	13-14	16	24	40	14	61	13	13	1	5	2	0	200	

FG % 1st Half: 7-22 31.8% 2nd half: 13-34 38.2% Game: 20-56 35.7%  
 3FG % 1st Half: 3-11 30.0% 2nd half: 5-14 35.7% Game: 8-24 33.3%  
 FT % 1st Half: 9-10 90.0% 2nd half: 4-4 100.0% Game: 13-14 92.9%

Officials: Tony Crisp, Jermaine Rogers, George McDaniels  
 Technical fouls: Lipscomb-None. Navy-None.  
 Attendance: 763

Score by periods	1st	2nd	Total
Lipscomb	29	36	65
Navy	26	35	61

Last FG - LIP 2nd-02:56, NAVY 2nd-01:23.  
 Largest lead - LIP by 10 2nd-03:47, NAVY by 5 1st-04:31.  
 LIP led for 20:29. NAVY led for 13:32. Game was tied for 05:50.

Points	In	Off	2nd	Fast	Bench
	Paint	T/O	Chance	Break	
Lipscomb	26	11	2	5	19
NAVY	16	11	6	5	5

Score tied - 8 times.  
 Lead changed - 12 times.

## GAME 7: Lipscomb 78, Tennessee Tech 65 Cookeville, Tenn. - November 25, 2019

### Lipscomb 78 • 3-4,0-0 ASUN

#	Player	Total			3-Ptr			Rebounds			PF	TP	A	TO	Blk	Stl	Min
		FG-FGA	FG-FGA	FT-FTA	FG-FGA	FG-FGA	FT-FTA	Off	Def	Tot							
13	HAZEN, Parker	0-4	0-1	1-2	0	5	5	1	1	1	1	1	1	1	0	27	
23	ASADULLAH, Ahsan	7-12	0-0	0-0	4	5	9	3	14	5	5	0	1	1	0	26	
00	JOHNSON, KJ	8-12	2-5	5-7	1	6	7	1	23	8	1	0	1	0	0	38	
02	FLEMING, Andrew	5-6	1-1	2-2	1	6	7	2	13	1	2	0	2	3	0	32	
25	MILLER, Miles	2-5	0-2	0-1	0	3	3	1	4	1	1	0	0	0	0	17	
05	COLEMAN, Kaleb	1-5	0-4	0-0	1	0	1	0	2	0	0	0	0	0	0	13	
11	JONES, Alex	0-0	0-0	0-0	0	0	0	0	0	0	0	0	0	0	0	5	
12	CARY, Carson	5-10	5-8	0-0	0	1	1	1	15	0	0	0	0	0	0	28	
22	HOBBES, Jacob	2-6	2-5	0-0	0	3	3	1	6	0	0	0	0	0	0	14	
Team					0	0	0										
Totals		30-60	10-26	8-12	7	29	36	10	78	16	10	1	5	2	0	200	

FG % 1st Half: 13-29 44.8% 2nd half: 17-31 54.8% Game: 30-60 50.0%  
 3FG % 1st Half: 5-14 35.7% 2nd half: 5-12 41.7% Game: 10-26 38.5%  
 FT % 1st Half: 4-7 57.1% 2nd half: 4-5 80.0% Game: 8-12 66.7%

### Tennessee Tech 65 • 2-6,0-0 OVC

#	Player	Total			3-Ptr			Rebounds			PF	TP	A	TO	Blk	Stl	Min
		FG-FGA	FG-FGA	FT-FTA	FG-FGA	FG-FGA	FT-FTA	Off	Def	Tot							
00	Larry Kuimi	3-5	0-0	1-3	4	6	10	4	7	0	2	0	1	2	0	20	
10	Amadou Sylla	3-6	1-1	0-0	2	4	6	1	7	0	2	2	1	0	0	28	
22	Tujautae Williams	3-10	0-1	0-2	1	3	4	3	6	0	0	0	0	0	0	25	
20	Keishawn Davidson	2-10	1-6	0-0	0	0	0	2	5	6	2	0	0	0	0	31	
20	Hunter Vick	2-9	0-6	0-0	1	2	3	2	4	0	3	0	1	0	0	23	
02	Jared Sherfield	3-6	3-5	2-2	0	3	3	0	11	0	0	0	0	0	0	15	
04	Jr. Clay	6-12	4-8	1-1	0	1	1										

# 2019-20 GAME BOX SCORES

## GAME 9: Belmont 80, Lipscomb 75 Nashville, Tenn. - December 3, 2019

Lipscomb 75 • 3-6,0-0 ASUN

#	Player	Total			3-Ptr			Rebounds			PF	TP	A	TO	Blk	Stl	Min
		FG-FGA	FG-FGA	FT-FTA	FG-FGA	FG-FGA	FT-FTA	Off	Def	Tot							
13	HAZEN, Parker	2-5	2-3	0-0	0	4	4	4	6	0	1	0	0	0	0	21	
23	ASADULLAH, Ahsan	7-11	0-2	1-2	2	6	8	5	15	2	4	2	0	0	0	26	
00	JOHNSON, KJ	3-11	2-4	1-1	3	1	4	0	9	0	2	0	0	0	0	28	
02	FLEMING, Andrew	8-13	3-6	1-1	1	3	4	1	20	2	1	0	1	0	30		
03	BUCKLAND, Michael	5-8	0-2	0-0	0	6	6	2	10	3	3	0	3	0	33		
01	JONES, Greg	0-2	0-2	2-2	0	2	2	1	2	1	1	0	1	0	14		
05	COLEMAN, Kaleb	2-3	0-1	1-1	2	0	2	0	5	0	2	0	1	1	5		
10	WOLFE, Jake	2-8	0-4	0-0	0	0	0	2	4	2	0	0	3	0	20		
12	CARY, Carson	1-4	0-3	0-0	0	0	0	1	2	0	0	0	0	0	8		
25	MILLER, Miles	1-4	0-1	0-0	0	1	1	2	2	0	1	0	0	0	15		
Team						1 2											
Totals		31-69	7-28	6-7	9	24	33	18	75	10	15	2	9	2	200		

FG % 1st Half: 16-34 47.1% 2nd half: 15-35 42.9% Game: 31-69 44.9%  
 3FG % 1st Half: 3-11 27.3% 2nd half: 4-17 23.5% Game: 7-28 25.0%  
 FT % 1st Half: 3-3 100.0 2nd half: 3-4 75.0% Game: 6-7 85.7%

Belmont 80 • 6-3,0-0 OVC

#	Player	Total			3-Ptr			Rebounds			PF	TP	A	TO	Blk	Stl	Min
		FG-FGA	FG-FGA	FT-FTA	FG-FGA	FG-FGA	FT-FTA	Off	Def	Tot							
00	MAYERNICK, Michael	4-8	1-3	4-5	0	6	6	0	13	6	1	0	2	3	35		
33	MUSZYNSKI, Nick	6-9	2-4	0-2	1	3	4	3	14	0	1	1	1	28			
02	MURPHY, Grayson	2-8	0-3	0-0	1	6	7	1	4	4	4	0	2	33			
05	KUNKEL, Adam	10-18	4-8	3-3	1	2	3	27	1	5	1	1	34				
24	BENKERT, Michael	3-6	2-5	0-0	0	9	9	2	8	3	3	1	0	33			
10	HOLLANDER, Caleb	0-1	0-1	0-0	0	0	0	1	0	0	1	0	0	3			
14	HOPKINS, Nick	4-6	1-3	2-2	0	0	0	11	0	1	0	1	13				
20	PIERSON, Tate	0-0	0-0	3-4	0	0	0	3	0	0	0	0	3				
22	Ben Sheppard	0-1	0-1	0-0	0	2	2	1	0	0	1	0	0	7			
50	ADELSPERGER, Seth	0-0	0-0	0-0	0	1	1	0	0	0	1	1	0	11			
Team						2 1 3											
Totals		29-57	10-28	12-16	5	30	35	12	80	14	18	4	7	200			

FG % 1st Half: 15-30 50.0% 2nd half: 14-27 51.9% Game: 29-57 50.9%  
 3FG % 1st Half: 4-16 25.0% 2nd half: 6-12 50.0% Game: 10-28 35.7%  
 FT % 1st Half: 2-2 100.0 2nd half: 10-14 71.4% Game: 12-16 75.0%

Officials: Blake Harris, John St. Clair, Craig Murley  
 Technical fouls: Lipscomb-None. Belmont-None.  
 Attendance: 3318  
 2019-20 Men's Basketball. Round: 0. Belmont vs Lipscomb. Played at Curb Event

Score by periods	1st	2nd	Total	Points	In	Off	2nd	Fast	Bench
Lipscomb	38	37	75	LIP	44	18	10	0	15
Belmont	36	44	80	BEL	30	19	4	9	14

Last FG - LIP 2nd-00:05, BEL 2nd-01:25.  
 Largest lead - LIP by 8 1st-08:35, BEL by 13 2nd-02:42.  
 LIP led for 13:41. BEL led for 22:28. Game was tied for 03:49.  
 Score tied - 5 times.  
 Lead changed - 3 times.

## GAME 10: Lipscomb 96, Trevecca 72 Allen Arena - December 8, 2019

Trevecca 72 • 1-9

#	Player	Total			3-Ptr			Rebounds			PF	TP	A	TO	Blk	Stl	Min
		FG-FGA	FG-FGA	FT-FTA	FG-FGA	FG-FGA	FT-FTA	Off	Def	Tot							
03	Starling, Imani	1-9	0-0	2-3	1	0	1	0	4	3	0	0	0	0	0	23	
11	Wills, Austin	7-11	7-10	0-0	0	1	1	2	21	0	2	0	0	0	0	26	
24	Ragsdale, Evan	4-6	2-3	0-0	0	2	2	4	10	1	1	1	0	0	0	26	
32	Smith, Reed	5-11	0-2	3-4	3	0	3	3	13	4	3	0	0	0	23		
34	Webb, Adam	3-5	2-2	0-0	0	2	2	3	8	1	4	2	0	0	24		
00	Rogers, Chris	3-5	2-4	0-0	0	1	1	3	8	1	3	0	0	0	16		
04	Harper, Nathan	0-0	0-0	0-0	0	0	0	0	0	0	0	0	0	0	2		
05	Herbert, CJ	0-1	0-1	0-0	0	0	0	0	0	0	0	0	0	0	6		
12	Mollenhauer, Elijah	0-0	0-0	0-0	0	0	0	0	0	0	0	0	0	0	2		
13	Tharpe, Jaylon	0-2	0-0	0-0	0	4	4	1	0	0	2	0	0	0	10		
14	Headrick, Justin	0-4	0-3	0-0	1	2	3	2	0	1	1	0	2	21			
21	McKay, Gabriel	1-1	1-1	1-2	1	1	2	0	4	0	0	0	0	0	9		
22	Walker, Malcolm	1-1	0-0	0-0	0	0	0	0	2	1	0	0	0	0	5		
23	Cockrell, Caleb	0-0	0-0	0-0	0	1	1	1	0	0	1	0	0	0	3		
35	Miller, Michael	1-1	0-0	0-2	0	0	0	0	2	0	0	0	0	0	4		
Team						1 3 4											
Totals		26-57	14-26	6-11	7	17	24	19	72	12	18	3	2	200			

FG % 1st Half: 16-29 55.2% 2nd half: 10-28 35.7% Game: 26-57 45.6%  
 3FG % 1st Half: 10-15 66.7% 2nd half: 4-11 36.4% Game: 14-26 53.8%  
 FT % 1st Half: 4-5 80.0% 2nd half: 2-6 33.3% Game: 6-11 54.5%

Lipscomb 96 • 4-6

#	Player	Total			3-Ptr			Rebounds			PF	TP	A	TO	Blk	Stl	Min
		FG-FGA	FG-FGA	FT-FTA	FG-FGA	FG-FGA	FT-FTA	Off	Def	Tot							
00	JOHNSON, KJ	7-9	2-4	5-5	0	4	4	2	21	2	1	0	1	25			
02	FLEMING, Andrew	3-4	0-0	0-0	0	2	2	1	6	1	0	0	2	27			
03	BUCKLAND, Michael	5-7	0-1	5-6	0	3	3	0	15	3	0	0	0	14			
13	HAZEN, Parker	1-3	0-0	1-2	0	4	4	1	3	1	1	0	0	14			
23	ASADULLAH, Ahsan	10-15	0-0	1-2	3	3	6	3	21	8	6	1	0	25			
01	JONES, Greg	5-7	5-7	0-0	1	1	2	15	0	1	0	1	0	20			
04	STRATES, Jaxson	0-1	0-0	0-0	1	2	3	2	0	0	0	0	0	7			
05	COLEMAN, Kaleb	2-4	1-3	1-2	3	3	6	3	6	0	2	0	0	11			
12	CARY, Carson	2-5	1-3	0-0	0	0	0	0	5	0	0	0	0	14			
20	MERRITT, JOHN MATT	1-2	0-1	0-0	0	0	0	0	2	0	1	0	0	11			
22	HOBBS, Jacob	1-3	0-0	0-1	1	1	2	1	2	2	0	0	0	14			
25	MILLER, Miles	0-2	0-1	0-0	0	4	4	0	0	0	1	0	0	15			
Team						1 0 1											
Totals		37-62	9-20	13-18	10	27	37	15	96	18	12	5	6	200			

FG % 1st Half: 15-30 50.0% 2nd half: 22-32 68.8% Game: 37-62 59.7%  
 3FG % 1st Half: 4-10 40.0% 2nd half: 5-10 50.0% Game: 9-20 45.0%  
 FT % 1st Half: 10-14 71.4% 2nd half: 3-4 75.0% Game: 13-18 72.2%

Officials: Coy Gammon, Matt Jarman, Donald Daniels  
 Technical fouls: Trevecca-None. Lipscomb-None.  
 Attendance: 1537

Score by periods	1st	2nd	Total	Points	In	Off	2nd	Fast	Bench
Trevecca	46	26	72	TNUM	20	14	9	5	16
Lipscomb	44	52	96	LIP	52	21	11	11	30

Last FG - TNUM 2nd-02:25, LIP 2nd-01:19.  
 Largest lead - TNUM by 3 2nd-19:42, LIP by 25 2nd-06:52.  
 TNUM led for 05:00. LIP led for 32:17. Game was tied for 02:43.  
 Score tied - 9 times.  
 Lead changed - 14 times.

## GAME 11: Lipscomb, Tennessee Tech Allen Arena - December 17, 2019

Tennessee Tech 60 • 3-8

#	Player	Total			3-Ptr			Rebounds			PF	TP	A	TO	Blk	Stl	Min
		FG-FGA	FG-FGA	FT-FTA	FG-FGA	FG-FGA	FT-FTA	Off	Def	Tot							
03	Davidson, Keishawn	3-9	0-3	0-2	2	1	3	3	6	2	0	0	0	0	28		
04	Clay, Jr.	6-11	2-5	2-6	0	1	1	0	16	1	4	0	1	35			
12	Sylla, Amadou	2-5	0-0	0-0	2	9	11	1	4	0	0	0	0	23			
20	Vick, Hunter	3-8	3-6	0-0	2	1	3	0	9	2	4	0	4	23			
54	Crosland, Cade	3-7	3-7	2-2	0	2	2	3	11	0	0	0	1	26			
00	Kuimi, Larry	0-0	0-0	0-0	1	1	2	4	0	0	3	0	0	5			
02	Sherfield, Jared	1-3	0-1	1-5	0	1	1	3	1	0	0	0	1	17			
05	Allen, Darius	0-1	0-1	0-0	0	0	0	0	0	0	0	0	1	2			
10	Ridenour, Chase	0-1	0-1	0-0	0	0	0	0	0	0	1	0	0	5			
11	Quest, Dane	0-0	0-0	0-0	0	0	0	0	0	0	0	0	0	2			
22	Williams, Tujautae	5-8	0-0	1-2	1	5	6	2	11	1	3	0	2	24			
23	Mills, Caden	0-0	0-0	0-0	0	0	0	0	0	0	0	0	0	1			
24	Golday, Garrett	0-1	0-0	0-0	0	0	0	2	0	0	1	0	0	8			
52	Lolio, Michael	0-0	0-0	0-0	0	0	0	0	0	0	0	0	0	1			
Team						0 2 2											
Totals		23-54	8-														



2019-20 LIPSCOMB BISONS TV/RADIO ROSTER




**HEAD COACH**  
**LENNIE ACUFF**



**ASSISTANT COACH**  
**ROGER IDSTROM**



**ASSISTANT COACH**  
**KEVIN CARROLL**



**ASSISTANT COACH**  
**TYLER MURRAY**




**DIR. BASKETBALL OPS**  
**DANIEL HARRIS**



**0** **KJ JOHNSON**



**1** **GREG JONES**



**2** **ANDREW FLEMING**



**3** **MICHAEL BUCKLAND**



**4** **JAXSON STRATES**




**5** **KALEB COLEMAN**



**10** **JAKE WOLFE**



**11** **ALEX JONES**



**12** **CARSON CARY**



**13** **PARKER HAZEN**



**14** **TANNER SHULMAN**



**20** **JOHN MATT MERRITT**



**22** **JACOB HOBBS**



**23** **AHSAN ASADULLAH**



**25** **MILES MILLER**