



NC STATE BASKETBALL

2 National Championships • 27 NCAA Tournament Appearances • 17 Conference Championships • 20 All-Americans

NC STATE SCHEDULE

Oct. 27 Mount Olive (Exh.) W, 113-73

Nov. 5	Georgia Tech	L, 81-82 (OT)
Nov. 10	Detroit Mercy	W, 84-85
Nov. 13	FIU	W, 86-77
Nov. 16	St. Francis Brooklyn ^	W, 95-64
Nov. 19	Alcorn State ^	W, 87-64
Nov. 23	Little Rock #	W, 74-58
Nov. 28	#16/20 Memphis \$	L, 78-83

Dec. 4	Wisconsin %	W, 69-54
Dec. 7	@ Wake Forest	W, 91-82
Dec. 15	@ UNCG	W, 80-77
Dec. 19	@ #12/9 Auburn	9:00 p.m. ESPN2
Dec. 19	Auburn	7:00 p.m. ESPN2
Dec. 22	The Citadel	6:00 p.m. ACC Network
Dec. 29	Appalachian State	4:00 p.m. ACC Network

Jan. 4	@ Clemson	12:00 p.m. ACC Network
Jan. 8	Notre Dame	7:00 p.m. ESPN2/U
Jan. 11	@ Virginia Tech	2:00 p.m. RSN
Jan. 15	Miami	7:00 p.m. RSN
Jan. 18	Clemson	2:00 p.m. RSN
Jan. 20	@ Virginia	7:00 p.m. ESPN
Jan. 25	@ Georgia Tech	4:00 p.m. RSN
Jan. 27	North Carolina	7:00 p.m. ESPN

Feb. 1	Louisville	2:00 p.m. ESPN2/U
Feb. 5	@ Miami	8:30 p.m. ACC Network
Feb. 11	@ Syracuse	7:00 p.m. ESPN2/U
Feb. 16	@ Boston College	6:00 p.m. ACC Network
Feb. 19	Duke	9:00 p.m. ESPN
Feb. 22	Florida State	4:00 p.m. TBD
Feb. 25	@ North Carolina	9:00 p.m. TBD
Feb. 29	Pitt	12:00 p.m. ACC Network

Mar. 2	@ Duke	7:00 p.m. ESPN
Mar. 6	Wake Forest	7:00 p.m. ACC Network

Mar. 10-14	ACC Tournament	TBD	ACCN/ESPN
Mar. 19-22	NCAA Tournament 1st/2nd Rounds	TBD	TBD
Mar. 26-29	NCAA Regionals	TBD	TBD
Apr. 4	NCAA Final Four	TBD	CBS
Apr. 6	National Championship	TBD	CBS

^ - Barclays Center Classic (Reynolds Coliseum)
- Barclays Center Classic; % - ACC/Big Ten Challenge
\$ - Barclays Center Classic (Brooklyn, N.Y.)

ESPN2

Play-by-Play.....Karl Ravech
Analyst.....Jimmy Dykes

RADIO (WOLFPACK SPORTS NETWORK)

Play-by-Play.....Gary Hahn
Analyst.....Tony Haynes

NC STATE COMMUNICATIONS

Director/MBB Contact.....Craig Hammel
Email/Cell Phone.....cwhamme2@ncsu.edu/317-292-0858

GAME #11

#--/RV NC STATE (8-2, 1-1 ACC) AT #12/9 AUBURN (9-0)

Thursday, December 19 ♦ 9:00 pm ♦ Auburn, Ala. ♦ Auburn Arena



WOLFPACK

Head Coach: Kevin Keatts
Record at NC State: 53-26 (3rd Year)
Overall Record: 125-54 (6th Year)
2018-19 Record: 24-12; 9-9 ACC



TIGERS

Head Coach: Bruce Pearl
Record at Auburn: 109-72 (6th Year)
Overall Record: 572-217 (26th Year)
2018-19 Record: 30-10; 11-7 SEC

PACK TRACKS

- NC State defeated UNCG, 80-77, Sunday afternoon in the Greensboro Coliseum on a midcourt buzzer-beater by Markell Johnson. Johnson finished the game with a team-high 19 points and also added a game-high seven assists in the win.
- The Pack has a balanced offensive attack. NC State has five players averaging in double figures and a sixth player averages 9.6 points per game. Overall, the top eight scorers for NC State all average at least 6.5 points per game and all eight players have scored in double figures in at least two games this season.
- NC State has shot a combined 54.2% in its last two contests (both road games). The Pack shot 52.3 percent in the win at Wake Forest on Dec. 7 and shot a season-best 56.6 percent in the win at UNCG on Sunday. NC State shot a combined 25-of-50 from three-point range in the last two games. The Pack ranks second in the ACC and 35th amongst NCAA DI basketball teams with a season field goal percentage of 48.1%.
- Markell Johnson started this season slowly after suffering an ankle injury a week prior to the start of the regular season. He missed the season-opener and then averaged 7.3 points on 22.9% shooting in the first three games he played this season. In the last six games, Johnson has averaged 15.8 points per game and is shooting 48.7% from the field.


PROJECTED NC STATE STARTERS

(based on last game)

10 BRAXTON BEVERLY

6-0 ■ 180 ■ Jr. ■ Hazard, Ky.

PTS	3PT	3PT%	MPG
9.7	21	45.7	29.1



BEVERLY: Enters Auburn game having hit 7-of-last 9 three-point attempts ... Had career-highs in points (23) and three-pointers (6) in win over Detroit Mercy on Nov. 10 ... 11 points, 3 assists and 0 turnovers in 36 minutes of action against GT ... Avg. 9.4 pts & hit 76 three-pointers last season ... Hit 136 three-pointers in first two seasons at NC State which are the most of any player in program history

11 MARKELL JOHNSON

6-0 ■ 180 ■ Sr. ■ Cleveland, Ohio

PTS	AST	REB	MPG
13.0	6.2	3.8	32.5




JOHNSON: Hit mid-court game-winner at UNCG on 12/5 ... Scored season-high 22 points vs. Memphis on 11/28 ... Had 10 assists & 7 rebounds in season debut against UDM on 11/10 ... Currently ranks 6th in program history with 453 career assists ... Leading returner on team in points & assists ... Scored career-high 27 points in win over Auburn last season ... Led ACC in assists as sophomore with 7.1 per

13 C.J. BRYCE

6-5 ■ 210 ■ Sr. ■ Charlotte

PTS	REB	FG%	MPG
15.9	6.5	54.9	33.7



BRYCE: Ranks 8th in ACC in scoring and 3rd in FG% ... Scored 24 pts on 11-17 FGs & had 11 rebs vs GT on 11/5 ... Added 19 pts in win over UDM on 11/10 ... Leading returner in rebounds & steals and 2nd in points ... Redshirt SR has been in Keatts' program for all 5 years of college ... First-Team All-CAA selection in 2016-17 as a SO at UNCW ... Leading scorer (17.4 ppg) on a 29-6 team in 2016-17

15 MANNY BATES

6-11 ■ 230 ■ Fr. ■ Fayetteville

PTS	REB	BLK	MPG
6.5	3.6	3.4	19.8




BATES: Has 34 blocks in 10 games this season ... Shooting 58.3 on FGs this year ... Had 5 blocks in NC State debut against GT and 7 on 11/10 against UDM ... 7 blocks tied for sixth-most in single game in program history ... Missed senior season of high school and true freshman season last year because of injury ... Consensus four-star recruit in the 2018 class ... Ranked as #78 overall player in class

31 PAT ANDREE

6-8 ■ 220 ■ Gr. ■ Colts Neck, N.J.

PTS	3PT	3PT%	MPG
7.4	20	47.6	16.5



ANDREE: Has 4 games this season with 3+ three-pointers ... Scored season-high 15 points at UNCG on 12/15 ... Scored 12 points & had nine rebounds in NC State debut ... Grad transfer joins the Pack after three seasons at Lehigh ... Averaged 12.9 points and 6.2 rebounds per game ... Shot 41.9% from 3-point range as junior ... shot 42.9% from 3-point range as sophomore ... Hit 189 3-pointers in 3 seasons

Head Coach Kevin Keatts

- Hired by NC State on March 17, 2017 as the 20th head coach in program history
- Has a record of 45-24 (.652) in two seasons as head coach of NC State



■ His NC State teams have averaged over 80 points per game in both seasons he has been with the Pack. Prior to Keatts first team at NC State, the Pack hadn't had a team average over 80 points since the 1995-96 season

■ Led NC State back to the NCAA Tournament in his first season with the program and took the team to the NIT quarterfinals in his second season

■ Compiled a record of 72-28 (.720) in three seasons as head coach at UNC-Wilmington, including a 41-13 mark in Colonial Athletic Association play

■ Led Seahawks to three-straight regular season conference titles and was named the CAA Coach of the Year in 2015 and 2016

■ Coached UNCW to back-to-back NCAA Tournament appearances in 2016 and 2017

■ Served as an assistant coach at Louisville for three seasons, helping lead the Cardinals to a 96-21 (.821) record from 2011-14

■ Prior to Louisville, Keatts served as the head coach at Hargrave Military Academy for 10 seasons

■ With two separate stints at Hargrave (1999-2001, 2003-2011), he compiled a 263-17 (.939) record with two national prep championships (2004, 2008), three runner-up finishes (2005, 2006, 2009) and two other appearances among the final four prep teams (2007, 2010)

■ Coached 14 players that have gone on to the NBA

■ Three Sweet 16 appearances, two Final Four berths and one National Championship as a coach.

■ Keatts and his wife Georgette have two sons, K.J. and Kaden

KEVIN KEATTS YEAR BY YEAR

Year	School	Record	Conf.	Postseason
14-15	UNC-Wilmington	18-14	12-6	CIT 1st Round
15-16	UNC-Wilmington	25-8	14-4	NCAA 1st Round
16-17	UNC-Wilmington	29-6	15-3	NCAA 1st Round
17-18	NC State	21-12	11-7	NCAA 1st Round
18-19	NC State	24-12	9-9	NIT Quarterfinals
19-20	NC State	8-2	1-1	

Totals **125-54** **62-31**

Numerical Roster

No.	Name	Pos.	Class	Ht.	Wt.	Hometown/High School (Previous College)
0	D.J. Funderburk	F	R-So.	6-10	225	Cleveland, Ohio/Hargrave Military Academy (Ohio State)
1	Dereon Seabron	G	Fr.	6-7	180	Norfolk, Va. (Lake Taylor)
2	Chase Graham	G	Fr.	6-1	170	Raleigh, N.C./Athens Drive
3	A.J. Taylor	F	R-So.	6-6	205	Davenport, Iowa/Davenport North
4	Jericole Hellems	F	So.	6-7	205	St. Louis, Mo./Chaminade
5	Thomas Allen *	G	Jr.	6-1	180	Raleigh, N.C./Brewster Academy
10	Braxton Beverly	G	Jr.	6-0	180	Hazard, Ky./Hargrave Military Academy
11	Markell Johnson	G	Sr.	6-1	175	Cleveland, Ohio/East Tech
13	C.J. Bryce	G	R-Sr.	6-5	210	Charlotte, N.C./North Mecklenburg (UNC-Wilmington)
15	Manny Bates	F	R-Fr.	6-11	230	Fayetteville, N.C./Northwood Temple Academy
21	Danny Dixon	F	Gr.	6-10	230	Grosse Pointe Park, Mich./Grosse Pointe South
22	Max Farthing	G	Fr.	6-7	205	Raleigh, N.C./Word of God Academy
24	Devon Daniels	G	R-Jr.	6-5	205	Battle Creek, Mich./Justin Siena (Utah)
31	Pat Andree	F	Gr.	6-8	220	Colts Neck, N.J./Christian Brothers Academy

Alphabetical Roster

No.	Name	Pos.	Class	Ht.	Wt.	Hometown/High School (Previous College)
5	Thomas Allen *	G	Jr.	6-1	180	Raleigh, N.C./Brewster Academy
31	Pat Andree	F	Gr.	6-8	220	Colts Neck, N.J./Christian Brothers Academy
15	Manny Bates	F	R-Fr.	6-11	230	Fayetteville, N.C./Northwood Temple Academy
10	Braxton Beverly	G	Jr.	6-0	180	Hazard, Ky./Hargrave Military Academy
13	C.J. Bryce	G	R-Sr.	6-5	210	Charlotte, N.C./North Mecklenburg (UNC-Wilmington)
24	Devon Daniels	G	R-Jr.	6-5	205	Battle Creek, Mich./Justin Siena (Utah)
21	Danny Dixon	F	Gr.	6-10	230	Grosse Pointe Park, Mich./Grosse Pointe South
22	Max Farthing	G	Fr.	6-7	205	Raleigh, N.C./Word of God Academy
0	D.J. Funderburk	F	R-Jr.	6-10	225	Cleveland, Ohio/Hargrave Military Academy (Ohio State)
2	Chase Graham	G	Fr.	6-1	170	Raleigh, N.C./Athens Drive
4	Jericole Hellems	F	So.	6-7	205	St. Louis, Mo./Chaminade
11	Markell Johnson	G	Sr.	6-1	175	Cleveland, Ohio/East Tech
1	Dereon Seabron	G	Fr.	6-7	180	Norfolk, Va. (Lake Taylor)
3	A.J. Taylor	F	R-So.	6-6	205	Davenport, Iowa/Davenport North

*-Must sit out 2019-20 season to satisfy NCAA transfer requirements

Coaches

- Head Coach: Kevin Keatts, 3rd Season (Marshall '11)
- Assistant Coach: James Johnson, 3rd Season (Ferrum College '93)
- Assistant Coach: Takayo Siddle, 3rd Season (Gardner-Webb '09)
- Assistant Coach: Roy Roberson, 2nd Season (Lynchburg '92)
- Director of Operations: Travis Hackert, 3rd Season (Louisville '14)
- Director of Player Personnel: Anthony Wright, 3rd Season (Maine '99)
- Director of Scouting/Quality Control: Hunter Henderson, 3rd Season (NC State '16)
- Video Coordinator: Billy O'Meara 1st Season (Louisville '11)
- Strength and Conditioning Coach: Pat Murphy, 3rd Season (UNC-Wilmington '04)
- Assistant Athletic Trainer: Ron Cooper, 1st Season (Daemen College '13)

Returnees (7)

- 0 D.J. Funderburk
 - 4 Jericole Hellems
 - 10 Braxton Beverly
 - 11 Markell Johnson
 - 13 C.J. Bryce
 - 15 Manny Bates+
 - 24 Devon Daniels
- + Redshirted Last Season

Newcomers (7)

- 1 Dereon Seabron
- 2 Chase Graham
- 3 A.J. Taylor
- 5 Thomas Allen
- 21 Danny Dixon
- 22 Max Farthing
- 31 Pat Andree

Pronunciation Guide:

- Pat **Andree** (ON - DRAY)
- Devon (DEV-IN) Daniels
- Jericole **Hellems** (HELL-UMS)
- Dereon (DARE - E - ON) **Seabron** (SEE - BRON)
- Roy **Roberson** (ROB - EHR - SIN)
- Takayo **Siddle** (TUH-KAY-O) (SID - UL)

**ACC Operation Basketball
2019-20 Preseason Poll**
(First-place votes in parenthesis)

Team	Points
1. Duke (51)	1564
2. North Carolina (19)	1493
3. Louisville (29)	1448
4. Virginia (12)	1405
5. Florida State	1157
6. NC State	1038
7. Notre Dame	915
8. Syracuse	910
9. Miami	768
10. Pitt	577
11. Clemson	564
12. Georgia Tech	437
13. Boston College	382
14. Virginia Tech	334
15. Wake Forest	328

2019-20 Preseason All-ACC First Team

(votes in parenthesis)
 Jordan Nwora, Louisville (95)
 Tre Jones, Duke (89)
 Cole Anthony, North Carolina (81)
 John Mooney, Notre Dame (51)
 Mamadi Diakite, Virginia (49)

Second Team

Markell Johnson, NC State (39)
 Vernon Carey Jr., Duke (19)
 Chris Lykes, Miami (18)
 Garrison Brooks, North Carolina (11)
 Trent Forrest, Florida State (11)

ACC Preseason Player of the Year

Jordan Nwora, Louisville (55)
 Cole Anthony, North Carolina (31)
 Tre Jones, Duke (19)
 John Mooney, Notre Dame (3)
 Mamadi Diakite, Virginia (2)
Markell Johnson, NC State (1)

ACC Preseason Freshman of the Year

Cole Anthony, North Carolina (89)
 Vernon Carey Jr., Duke (8)
 Wendell Moore Jr., Duke (5)
 Casey Morsell, Virginia (3)
 Cassius Stanley, Duke (3)
 Matthew Hurt, Duke (3)

NOTING NC STATE

- NC State returns six of its top-seven scorers from last season.
- The Pack will only have 10 scholarship players in uniform in the 2019-20 season. Junior guard Thomas Allen is sitting out the season after transferring from Nebraska. Freshman guard Dereon Seabron is sitting out as an academic redshirt and junior guard Blake Harris left the program in late October.
- The game against Memphis on Nov. 28 marked the first time this season NC State played more than eight scholarship players in a game. Nine scholarship players saw action against the Tigers. NC State has only had more than eight scholarship players dress in uniform for a game three times this season (Memphis, Wisconsin and UNCG). Markell Johnson missed the first game (injury). D.J. Funderburk missed the first two games (suspension). A.J. Taylor has not dressed out for a game since the season-opener against Georgia Tech (injury) and Danny Dixon has missed time while dealing with a knee injury.
- Redshirt freshman Manny Bates made his NC State debut on Nov. 5 against Georgia Tech. The Fayetteville native missed his senior season of high school with a shoulder injury and sat out last season after having pre-season shoulder surgery. Bates' appearance against Georgia Tech was his first game representing his school since his junior season of high school wrapped up on Feb. 24, 2017 - that is a span of 985 days.
- For the third consecutive season, Keatts has added two grad transfers to the roster (2017-18 - Allerik Freeman (Baylor) and Sam Hunt (North Carolina A&T); 2018-19 - Eric Lockett (FIU) and Wyatt Walker (Samford). This year, the Pack has added Pat Andree and Danny Dixon. Andree comes to NC State from Lehigh. One of the top-shooters in the Patriot League, Andree averaged 12.9 points and 6.2 rebounds per game last season. Dixon averaged 7.5 points and 3.6 rebounds per game last season at UMKC.

THURSDAY STORYLINES

- Auburn is one of the top rebounding teams in the country, ranking 29th in the NCAA in rebounding margin at +7.8 and 16th in the NCAA in offensive rebounding at 13.8 per game. The Pack is coming off one of its best rebounding seasons in recent history last season where the Pack had a +4.38 rebounding margin and led the ACC in offensive rebounding, but this season NC State has not been able to replicate that success. For the season, NC State ranks 256th in the NCAA in rebounding margin at -1.5 and is only averaging 10 offensive rebounds per game. In the game Sunday against UNCG, the Pack only had two offensive rebounds and 23 total rebounds. Both were program-lows since Kevin Keatts became head coach. Last season in the NC State win, Auburn outrebounded NC State by seven. The Tigers finished the game with 15 offensive rebounds against the Pack which were the most offensive rebounds NC State allowed to an opponent last season.
- Last season, NC State forced Auburn into 25 turnovers in the Pack's 78-71 win. The 25 turnovers are the most NC State has forced a Power-5 opponent into in the Kevin Keatts era. The Pack committed 22 turnovers in the game which are the second-most turnovers NC State has committed in a game with Keatts as head coach. This season, NC State ranks second in the ACC and 27th in the NCAA in turnover margin at +4.4 on the season. The Pack won the turnover battle in the first nine games of the season until Sunday's game at UNCG where the Pack committed 13 turnovers and UNCG only had 12.
- Both teams rank second in their respective conferences and in the top-20 in the NCAA in scoring offense. Auburn is second in the SEC and 13th in the NCAA at 83.0 points per game and NC State is second in the ACC and 17th in the NCAA at 82.5 points per game. Under Kevin Keatts, NC State is 35-8 (81.4%) when it scores 80 or more points.
- After registering only 10 steals in the first two games of the season (5.0 per game), the Pack has had at least seven steals in every game since and is averaging 9.4 steals per game over the last eight outings. The Pack currently ranks fourth in the ACC in steals at 8.5 per game. NC State is the only team in the ACC to have three players (3rd - Markell Johnson 1.89; 7th - C.J. Bryce - 1.80; 9th - Devon Daniels 1.7) rank in the top-10 of the conference in steals per game.
- Auburn and NC State both boast talented shot-blockers. NC State's redshirt freshman Manny Bates ranks second in the ACC and seventh in the NCAA in blocked shots per game at 3.4 an outing. Bates is currently on pace to break NC State's single-season program record of blocked shots in a season currently held by Thurl Bailey set in the 1982-83 National Championship season. Auburn ranks 12th as a team in blocked shots per game (6.2) and features three players who all average at least one blocked shot per game, led by Anfernee McLemore who ranks fourth in Auburn program history with 169 career blocks.

NC STATE - AUBURN SERIES

- NC State leads the all-time series with Auburn, 4-1.
- The Pack won last season's match-up, 78-71, inside PNC Arena. Markell Johnson scored a career-high 27 points on 9-of-15 shooting, including 5-of-8 from three-point range. Johnson was later named ACC Player of the Week for his efforts. Braxton Beverly added 15 points as he and Johnson went a combined 9-of-13 from three-point range. Devon Daniels added 15 points and eight rebounds off-the-bench.
- Thursday marks only the second time in program history NC State has played at Auburn. In the only previous meeting on the Plains, NC State fell to Auburn, 98-51, on Dec. 5, 1970. Auburn's John Mengelt scored 45 points in the win for the Tigers. The 45 points remain the most points ever scored against NC State by an opposing player.

ACC Standings

	ACC Games			Overall		
	W	L	Pct.	W	L	Pct.
Louisville	2	0	1.000	10	1	.909
Virginia	2	0	1.000	8	1	.889
Boston College	2	0	1.000	7	5	.583
Duke	1	0	1.000	9	1	.900
NC State	1	1	.500	8	2	.800
Florida State	1	1	.500	8	2	.800
Pitt	1	1	.500	8	3	.727
Virginia Tech	1	1	.500	8	3	.727
North Carolina	1	1	.000	6	4	.600
Syracuse	1	1	.500	5	5	.500
Georgia Tech	1	1	.500	4	4	.500
Miami	0	1	.000	7	3	.700
Notre Dame	0	2	.000	8	3	.727
Wake Forest	0	2	.000	6	5	.545
Clemson	0	2	.000	5	5	.500

Non-Conference Opponents

Team	Record	KenPom		Result
		Rating		
Detroit Mercy	1-9	303		W, 84-65
FIU	7-3	168		W, 86-77
St. Francis Brooklyn	5-6	312		W, 95-64
Alcorn State	3-6	328		W, 87-64
Little Rock	6-5	161		W, 74-58
Memphis	9-1	28		L, 78-83
Wisconsin	5-5	52		W, 69-54
UNCG	8-3	91		W, 80-77
Auburn	9-0	17		Dec. 19
The Citadel	5-5	304		Dec. 22
Appalachian State	6-4	162		Dec. 29

HELLEMS MAKING SOPHOMORE LEAP

- The old saying goes that every player makes his biggest improvement from his freshman to sophomore season and NC State sophomore forward Jericole Hellems is no different.
- After averaging 5.3 points and 2.5 rebounds per game in 36 games as a freshman last season, Hellems is averaging 11.3 points and 3.7 rebounds per game as a sophomore. He has started eight of nine games this season and has scored in double figures in six games.
- The St. Louis native has had the best stretch of his career over the a three game stretch against Memphis, Wisconsin and Wake Forest. In those three games, he averaged 17.7 points per game and is shooting 54.5% shooting, including 57.1% (8-of-14) from three-point range.

BENCH PRODUCTION

- NC State's bench is averaging 26.4 points per game this season and is outscoring the opponent's bench by 72 points, 264-192. NC State's bench scored a season-best 42 points in the win over Alcorn State.
- The Pack's bench has had at least one player score in double-digits off-the-bench in every game but two this season. D.J. Funderburk (5), Devon Daniels (4), C.J. Bryce (2) and Pat Andree (1) have all had double-digit scoring performances after not starting this season.
- Last season, NC State had the most prolific scoring bench in the ACC, averaging to score 29.0 points per game and outscoring the opponent's bench by 469 points.

MANNY BATES EMERGING AS ONE OF NATION'S TOP SHOT BLOCKERS

- Just nine games into his NC State career, Manny Bates is already making his mark on the NC State record book. He currently ranks second in the ACC and seventh in the NCAA with an average of 3.40 blocks per game.
- Bates has had multiple blocked shots in all nine games this season. He had five blocked shots in his NC State debut against Georgia Tech on Nov. 5.
- The Fayetteville, N.C., native had a season-best seven blocked shots in NC State's win over Detroit Mercy on Nov. 10. The seven blocked shots tied for the sixth-most in a single-game in NC State history and ranks as the second-most in a game in the 20-year history of PNC Arena.
- Ten games into the season, Bates is already almost halfway to making the top-15 list for most blocks in a single season in NC State history. At his current pace (3.40 blocks per game), Bates would finish the regular season with 105 blocked shots which would break the current single season record of 95 by Thurl Bailey in the 1982-83 National Championship season.
- Bates ranks second in the NCAA in block percentage in Ken Pomeroy's ratings. KenPom calculates block percentage as the percentage of opponents' two-point shots that are blocked by the player while he is on the court. Bates is second with a 17.74 block percentage meaning the Fayetteville native blocks nearly 1-in-5 two-point shot attempts when he is on the floor.

BEVERLY & JOHNSON BOTH HAVE CAREER TOP-10 ASSIST-TO-TURNOVER RATIO

- Junior guard Braxton Beverly and senior guard Markell Johnson both currently rank in NC State's top-10 for career assist-to-turnover ratio. Beverly ranks third with a career ratio of 2.49 (227-to-91), while Johnson ranks seventh with a ratio of 2.11 (453-to-215).
- Johnson ranks fifth in the ACC this season with a 2.07 assist-to-turnover ratio.

PACK INKS SIGNING CLASS THAT CURRENTLY RANKS FIFTH IN NATION

- NC State has signed five Class of 2020 prospects - Ebenezer Dowuona, Nick Farrar, Josh Hall, Cam Hayes and Shakeel Moore - to National Letters of Intent to join the Wolfpack Basketball Program starting next season.
- NC State's five-man recruiting class is currently ranked as the fifth-best class in the team recruiting rankings by 247Sports and Rivals.
- Four of the five signees are North Carolina natives. Josh Hall (Durham, NC) is a five-star prospect and a consensus top-50 recruit in the Class of 2020 and Cam Hayes (Greensboro, NC) is also a consensus top-50 recruit and a four-star prospect.

PERCENTAGE RETURNING/LEADERS

Stat	Returning	Total	% Returning	Returning Leader	Last Season's Leader
Points	2001	2882	69.4%	Markell Johnson (12.6)	Torin Dorn (14.0)
Rebounds	850	1387	61.3%	C.J. Bryce (4.6)	Torin Dorn (7.2)
Assists	386	539	71.6%	Markell Johnson (4.2)	Markell Johnson (4.2)
Blocks	92	138	66.7%	D.J. Funderburk (38)	D.J. Funderburk (38)

NC State Quick Facts

Name of School:.....NC State University
 City/Zip:.....Raleigh, NC 27695
 Founded:.....1887
 Enrollment:.....34,015
 Nickname:.....Wolfpack
 Mascot:.....Mr. and Ms. WUF
 School Colors:.....Red (PMS 186) and white
 Arena:.....PNC Arena
 Capacity:.....19,700
 Conference:.....Atlantic Coast Conference
 Chancellor:.....Dr. Randy Woodson
 Athletics Director:.....Boo Corrigan

HISTORY

First Year of Basketball:.....1910-11
 All-Time Record:.....1,723-1,049 (.622)
 Record at PNC Arena:.....236-97 (.709)
 Years in NCAA Tourney/Last:.....27 (2018)
 NCAA Tourney Record:.....37-25

TEAM INFORMATION

2018-19 Overall Record:.....24-12
 ACC record (Finish):.....9-9 (t-8th)
 Postseason Play:.....NCAA Tournament
 Final Ranking:.....Not Ranked
 Starters Returning/Lost:.....3/2
 Letterwinners Returning/Lost:.....7/4
 Newcomers:.....7

PACK SCORING PLENTY UNDER KEATTS

The NC State men's basketball team has averaged over 80 points per game in both of the seasons Kevin Keatts has been head coach of the Pack. Prior to Keatts arriving at NC State, the Pack hadn't averaged over 80 points per game in a season since the 1995-96 team averaged 81.2 points per game last season. Last year's team set a program-record for most points scored in a single season with 2,882 points. NC State has scored over 80 points in seven of 10 games in the 2019-20 season and currently ranks second in the ACC in scoring offense at 82.5 points per game.

LETHAL FROM LONG-RANGE

- The Pack's returning players this season account for 256 of the 292 three-pointers NC State made last season. The 292 threes ranked as the second-most in a single-season in program-history.
- Markell Johnson hit 68 three-pointers last season and finished the season fourth in the ACC in three-point field goal percentage at 42.2%. He is the top-returning three-point shooter in the ACC this season (by shooting percentage).
- Braxton Beverly led the team with 76 three-pointers last season and has hit 136 three-pointers in his first two seasons at NC State which are the most for any player in program history through their sophomore season.
- C.J. Bryce (38 three-pointers last season) and Devon Daniels (37) both averaged to make over one three-pointer per game last season.
- In addition, NC State welcomes grad transfer Pat Andree to this year's team. Andree made 189 three-pointers in three seasons at Lehigh, including 149 the last two seasons where he shot over 40 percent from long distance in both seasons.
- Last season, NC State averaged 8.17 three-pointers made per game. In the Kevin Keatts' era, the Pack is 21-4 when it hits 10 or more three-pointers in a game.

PACK PICKED SIXTH; JOHNSON NAMED PRESEASON ALL-ACC 2ND TEAM

NC State was selected sixth in the ACC Basketball Preseason Poll and senior guard Markell Johnson was named to the Preseason All-ACC Second Team. The Pack was preseason selected 12th in Keatts first season and eighth last season. In 2017-18, NC State finished in a tie for third after being picked 12th. Last season after being picked eighth in the preseason poll, NC State finished in a tie for eighth place.

Associated Press Top-25 (Dec. 16)				USA Today Coaches Poll Top-25 (Dec. 16)				NC State in the Polls		
RK	Team	Record	Pts.	RK	Team	Record	Pts.		AP	USA Today
1.	Kansas (47)	9-1	1,607	1.	Kansas (25)	9-1	790	Preseason	RV	RV
2.	Gonzaga (15)	11-1	1,552	2.	Gonzaga (4)	11-1	754	Nov. 11	-	-
3.	Louisville (1)	10-1	1,412	3.	Duke (2)	9-1	688	Nov. 18	-	-
4.	Duke (2)	9-1	1,387	4.	Ohio State (1)	9-1	681	Nov. 25	-	-
5.	Ohio State	9-1	1,334	5.	Louisville	10-1	669	Dec. 2	-	-
6.	Kentucky	8-1	1,231	6.	Kentucky	8-1	581	Dec. 9	-	-
7.	Maryland	10-1	1,207	7.	Virginia	8-1	580	Dec. 16	-	RV
8.	Oregon	8-2	1,172	8.	Maryland	10-1	577			
9.	Virginia	8-1	1,121	9.	Auburn	9-0	529			
10.	Baylor	8-1	1,062	10.	Oregon	8-2	521			
11.	Memphis	9-1	960	11.	Baylor	8-1	513			
12.	Auburn	9-0	939	12.	Dayton	8-1	465			
13.	Dayton	8-1	879	13.	Memphis	9-1	404			
14.	Michigan	8-3	723	14.	Villanova	8-2	314			
15.	Michigan State	7-3	656	15.	Michigan	8-3	291			
16.	Arizona	10-2	631	16.	Butler	10-1	280			
17.	Butler	10-1	553	17.	Arizona	10-2	277			
18.	Villanova	8-2	496	18.	Michigan State	7-3	268			
19.	Florida State	8-2	449	19.	Florida State	8-2	246			
20.	San Diego State	10-0	431	20.	San Diego State	10-0	186			
21.	Tennessee	7-2	367	21.	Tennessee	7-2	178			
22.	Washington	7-2	213	22.	Washington	7-2	93			
23.	Penn State	9-2	182	23.	North Carolina	6-4	50			
24.	Texas Tech	6-3	115	24.	Penn State	9-2	44			
25.	West Virginia	9-1	76	25.	Texas Tech	6-3	42			
				25.	VCU	8-2	42			

NC State in ACC Rankings
(Thru Games of Dec. 17)

Individual

Scoring	
8. C.J. Bryce	15.9
18. Markell Johnson	13.0
Field Goal Percentage	
3. C.J. Bryce	54.9
15. Markell Johnson	40.7
Free Throw Percentage	
5. Jericole Hellems	80.6
7. C.J. Bryce	80.0
Three-Point Field Goals Made	
11. Braxton Beverly	2.1
14. Pat Andree	2.0
Assists	
3. Markell Johnson	6.22
Assist/Turnover Ratio	
5. Markell Johnson	2.07
Steals	
3. Markell Johnson	1.89
5. C.J. Bryce	1.80
9. Devon Daniels	1.70
Rebounding	
16. C.J. Bryce	6.5
Offensive Rebounding	
15. C.J. Bryce	2.1
Blocked Shots	
2. Manny Bates	3.40
Minutes Played	
7. C.J. Bryce	33.73
14. Markell Johnson	32.45

Team

Category	Rank	Stat
Scoring Offense	2nd	82.5
Scoring Defense	13th	70.6
Scoring Margin	5th	+11.9
Free Throw %	3rd	74.7
Field Goal %	2nd	48.1
Field Goal % Defense	14th	43.8
3-Point FG Made/Game	5th	8.3
3-Point FG %	4th	37.6
3-Point FG % Defense	15th	36.3
Rebounding Per Game	13th	34.3
Offensive Rebounds/Game	7th	10.00
Rebounding Margin	11th	-1.5
Defensive Rebound %	12th	69.0
Offensive Rebound %	7th	28.7
Blocked Shots	3rd	5.0
Assists	6th	14.3
Steals	4th	8.5
Forcing Turnovers	5th	16.20
Turnover Margin	2nd	+4.40
Assist/Turnover Ratio	5th	1.21

JOHNSON DEVELOPING INTO ONE OF ACC'S TOP SHOOTERS

■ Senior guard Markell Johnson has turned a weakness his freshman season into one of the strengths of his game entering his senior season. The Cleveland, Ohio native hit just 12 three-pointers and shot 25 percent from long range as a freshman. As a sophomore, he improved his three-point percentage to over 40 percent and averaged one three-pointer made per outing. Last season as a junior, Johnson was a true threat from outside. He finished fourth in the ACC in three-point percentage at 42.2% and averaged over two three-point makes an outing (68 in 33 games). Johnson enters his senior season as the top-returning three-point shooter in the ACC (by shooting percentage).

Markell Johnson Three-Point Improvement

Season	Three-Pointers Made	Three-Point Percentage
Freshman	12	25.0
Sophomore	27	40.9
Junior	68	42.2

JOHNSON CLIMBING PROGRAM'S ASSIST CHART

■ Senior guard Markell Johnson entered his senior season ranked 10th in program history in career assists with 397. The Cleveland, Ohio passed out 10 assists in his season-debut against Detroit Mercy on Nov. 10, passing Nate McMillan and Cat Barber to move into eighth place. Johnson led the ACC in assists in his sophomore season with a 7.3 average per game. Johnson is aiming to become the first NC State player since Lorenzo Brown (2010-13) to lead the team in assists in three consecutive season. At his current pace, Johnson will finish his career in the top-five in program history for career assists.

Career Assists List

Player	Assists
1. Chris Corchiani (1988-91)	1,038
2. Sidney Lowe (1980-83)	762
3. Lorenzo Brown (2010-13)	589
4. Clyde Austin (1977-80)	473
5. Julius Hodge (2002-05)	454
6. Markell Johnson (2016-pres.)	453

DEFENSIVE PRESSURE UNDER KEATTS

■ The Pack has led the ACC in forcing opponent turnovers in both of head coach Kevin Keatts seasons. In his first season with NC State in 2017-18, the Pack forced 487 opponent turnovers, an average of 14.8 per game. Last season, NC State forced 560 turnovers, an average of 15.6 per game. The 560 opponent turnovers are the third-most forced turnovers in program history. In the Kevin Keatts era, NC State is 33-11 (75%) when it forces an opponent into 15 or more turnovers.

PACK HAS FINISHED SECOND IN TURNOVER MARGIN LAST TWO SEASONS

■ NC State has finished second in the ACC in turnover margin in both seasons with Kevin Keatts as head coach. The Pack had a +2.64 turnover margin in 2017-18 and a +3.08 turnover margin last season. In the Kevin Keatts era, NC State is 44-16 (73.3%) when it has the same or fewer turnovers than its opponent and just 9-10 when it has more turnovers than its opponent.

PACK COMING OFF OF BEST REBOUNDING SEASON FOR PROGRAM IN YEARS

■ NC State finished the season with a +4.31 rebounding margin last season. It's the best rebounding margin for an NC State team since the 1998-99 team had a +5.9 rebounding margin. The Pack was 16-4 last season when it outrebounded its opponent and just 8-8 if it tied or lost the rebounding battle.

NC STATE LED ACC IN OFFENSIVE REBOUNDING IN 2018-19

■ The Pack averaged 13.56 offensive rebounds per game last season to lead the ACC. NC State had more offensive rebounds than its opponent in 25 games last season.

CELEBRATING 20 YEARS OF PNC ARENA

This year marks the 20th year of PNC Arena. NC State played its first game inside PNC Arena on Nov. 19, 1999, a 67-63 win over Georgia. NC State has an all-time record of 239-98 (.709) in PNC Arena. Kevin Keatts teams have a record of 33-8 (.805) inside PNC Arena.

NC State's Record When...	
At Home.....	6-1
On the Road.....	2-0
Neutral.....	0-1
OT Game.....	0-0
Day Game.....	5-1
Night Game (after 6 p.m.).....	3-1
Lead at Halftime.....	7-1
Trail at Halftime.....	0-1
Tied at Halftime.....	1-0
Scores 100+ Points.....	0-0
Scores 90+ Points.....	2-0
Scores 80+ Points.....	6-1
Scores 70+ Points.....	7-2
Scores 60+ Points.....	8-2
Scores less than 60 Points.....	0-0
Opponent scores 100+ Points.....	0-0
Opponent scores 90+ Points.....	0-0
Opponent scores 80+ Points.....	1-2
Opponent scores 70+ Points.....	3-2
Opponent scores 60+ Points.....	6-2
Opponent scores less than 60 Points.....	2-0
Games decided by 1 point.....	0-1
Games decided by 5 points or less.....	1-2
Games decided by 6-9 points.....	2-0
Games decided by 10-19 points.....	3-0
Games decided by more than 20 points.....	2-0
Leads with 5 minutes to play.....	8-1
Trails with 5 minutes to play.....	0-1
Tied with 5 minutes to play.....	0-0
Shoots 50% or better.....	3-0
Shoots between 40-49%.....	5-1
Shoots under 40%.....	0-1
Opponent shoots 50% or better.....	2-1
Opponent shoots between 40-49%.....	3-1
Opponent shoots under 40%.....	3-0
Shoots 30% or better from 3-point.....	6-2
Shoots under 30% from 3-point.....	2-0
Opponent shoots 30% or better from 3-point.....	4-2
Opponent shoots under 30% from 3-point.....	4-0
Shoots 70% or better from the FT line.....	5-2
Shoots between 60-69% from the FT line.....	3-0
Shoots under 60% from the FT line.....	0-0
Opponent shoots 70% or better from the FT line.....	4-2
Opponent shoots between 60-69% from the FT line.....	2-0
Opponent shoots under 60% from the FT line.....	2-0
Commits 15 or more turnovers.....	2-0
Commits fewer than 15 turnovers.....	6-2
Forces 15+ turnovers.....	5-2
Forces fewer than 15 turnovers.....	3-0
Has fewer or same number of turnovers.....	7-2
Outrebounds opponent.....	4-1
Outrebounded by opponent.....	4-1
Ties opponents in rebounding.....	0-0
November.....	5-2
December.....	3-0
January.....	0-0
February.....	0-0
March.....	0-0
Monday.....	0-0
Tuesday.....	1-1
Wednesday.....	2-0
Thursday.....	0-1
Friday.....	0-0
Saturday.....	3-0
Sunday.....	2-0

Opponent	Starting Lineups						Result
Georgia Tech	Beverly	Daniels	Bryce	Andree	Bates		L, 81-82 (OT)
Detroit Mercy	Johnson	Beverly	Bryce	Hellems	Bates		W, 84-65
FIU	Johnson	Beverly	Bryce	Hellems	Bates		W, 86-77
St. Francis Brooklyn	Johnson	Beverly	Bryce	Hellems	Bates		W, 95-64
Alcorn State	Johnson	Beverly	Bryce	Hellems	Bates		W, 87-64
Little Rock	Johnson	Beverly	Bryce	Hellems	Bates		W, 74-58
vs. Memphis	Johnson	Beverly	Bryce	Hellems	Bates		L, 78-83
Wisconsin	Johnson	Beverly	Daniels	Hellems	Bates		W, 69-54
@ Wake Forest	Johnson	Beverly	Daniels	Hellems	Bates		W, 91-82
@ UNCG	Johnson	Beverly	Bryce	Andree	Bates		W, 80-77
@ Auburn							
The Citadel							
Appalachian State							
@ Clemson							
Notre Dame							
@ Virginia Tech							
Miami							
Clemson							
@ Virginia							
@ Georgia Tech							
North Carolina							
Louisville							
@ Miami							
@ Syracuse							
@ Boston College							
Duke							
Florida State							
@ North Carolina							
Pitt							
@ Duke							
Wake Forest							

Starting Lineups	
W-L	
5-1	Bates, Beverly, Bryce, Hellems, Johnson
2-0	Bates, Beverly, Daniels, Hellems, Johnson
1-0	Andree, Bates, Beverly, Bryce, Johnson
0-1	Andree, Bates, Beverly, Bryce, Daniels

Margin of Victory/Defeat														
	1	2	3	4	5	6	7	8	9	10	11-15	16-19	20-24	25+
Wins	-	-	1	-	-	-	-	-	2	-	1	2	1	1
Losses	1	-	-	-	1	-	-	-	-	-	-	-	-	-

Most First Half Points			Most Second Half Points		
NC State	45	at Wake Forest (12/7/19)	NC State	51	vs. St. Francis Brooklyn (11/16/19)
Opponents	55	Memphis (11/28/19)	Opponents	46	Wake Forest (12/7/19)

Fewest First Half Points			Fewest Second Half Points		
NC State	32	vs. Wisconsin (12/4/19)	NC State	33	vs. Georgia Tech (11/5/19)
Opponents	21	Little Rock (11/23/19)	Opponents	24	Wisconsin (12/4/19)

Largest Halftime Lead			Largest Margin of Victory		
NC State	18	vs. Little Rock (11/23/19)	NC State	31	St. Francis Brooklyn (11/16/19)
Opponents	16	Memphis (11/28/19)	Opponents	5	Memphis (11/28/19)

How Scored First Points		Scored First Point	
Three-Pointer	5	Braxton Beverly	3
Lay-up	4	Jericole Hellems	3
Free Throw	1	Pat Andree	2
		Manny Bates	1
		Markell Johnson	1

NC STATE GAME-BY-GAME LEADERS

OPPONENT	RESULT	POINTS	REBOUNDS	ASSISTS	STEALS	BLOCKS
Georgia Tech	L, 81-82 (OT)	C.J. Bryce - 24	C.J. Bryce - 11	Devon Daniels - 6	Devon Daniels - 3	Manny Bates - 5
Detroit Mercy	W, 84-65	Braxton Beverly - 23	Markell Johnson - 7	Markell Johnson - 10	C.J. Bryce - 3	Manny Bates - 7
FIU	W, 86-77	C.J. Bryce - 16	C.J. Bryce - 7 D.J. Funderburk - 7	Markell Johnson - 4	D.J. Funderburk - 2 Jericole Hellems - 2 Markell Johnson - 2	Manny Bates - 2 D.J. Funderburk - 2
St. Francis Brooklyn	W, 95-64	C.J. Bryce - 22	C.J. Bryce - 11	Markell Johnson - 9	C.J. Bryce - 3 Markell Johnson - 3	Manny Bates - 2
Alcorn State	W, 87-64	Devon Daniels - 23	Manny Bates - 6 C.J. Bryce - 6 Jericole Hellems - 6	Markell Johnson - 8	C.J. Bryce - 2 Devon Daniels - 2 Markell Johnson - 2	Manny Bates - 3
Little Rock	W, 74-58	C.J. Bryce - 18	C.J. Bryce - 6 Jericole Hellems - 6	Jericole Hellems - 6	Jericole Hellems - 4	Manny Bates - 3
Memphis	L, 78-83	Markell Johnson - 22	C.J. Bryce - 5 Markell Johnson - 5	Markell Johnson - 6	Markell Johnson - 3	Manny Bates - 2
Wisconsin	W, 69-54	Jericole Hellems - 23	Manny Bates - 4 Devon Daniels - 4 Jericole Hellems - 4 Markell Johnson - 4	Devon Daniels - 2 Markell Johnson - 2	Markell Johnson - 2	Manny Bates - 3
at Wake Forest	W, 91-82	C.J. Bryce - 18	C.J. Bryce - 7 Devon Daniels - 7	Markell Johnson - 7	Devon Daniels - 3	Manny Bates - 4
at UNCG	W, 80-77	Markell Johnson - 19	C.J. Bryce - 4 Devon Daniels - 4	Markell Johnson - 7	C.J. Bryce - 3	Manny Bates - 3

TEAM GAME-BY-GAME STATS

	DATE	RESULT	FG-A	PCT.	3FG-A	PCT.	FT-A	PCT.	REBOUNDS			PF	PTS.	A	TO	BLK	ST	MIN.	PTS. AT HALF
									O-D-TOTAL										
Georgia Tech			30-61	.492	6-20	.300	16-22	.727	7-32-39	22	82	20	18	9	10	225	35		
at NC State	Nov. 5	L, 81-82 (ot)	27-71	.380	7-16	.438	20-23	.870	14-27-41	19	81	13	13	6	5	225	42		
Detroit Mercy			24-60	.400	5-25	.200	12-20	.600	11-29-40	16	65	8	15	3	6	200	30		
at NC State	Nov. 10	W, 84-65	29-61	.475	10-29	.345	16-21	.762	5-28-33	22	84	20	11	7	5	200	43		
FIU			26-51	.510	10-23	.435	15-20	.750	6-25-31	23	77	12	22	7	8	200	37		
at NC State	Nov. 13	W, 86-77	31-69	.449	6-23	.261	18-28	.643	18-20-38	17	86	11	12	4	8	200	37		
St. Francis Brooklyn			25-66	.379	4-15	.267	10-17	.588	15-24-39	21	64	7	20	5	5	200	34		
at NC State	Nov. 16	W, 95-64	36-73	.493	3-16	.188	20-28	.714	17-31-48	18	95	15	12	3	9	200	44		
Alcorn State			24-58	.414	8-15	.533	8-10	.800	6-24-30	8	64	12	14	3	6	200	32		
at NC State	Nov. 19	W, 87-64	36-67	.537	10-26	.385	5-7	.714	9-27-36	12	87	17	12	5	9	200	44		
Little Rock			22-59	.373	4-18	.222	10-14	.714	12-25-37	16	58	15	18	2	7	200	21		
at NC State	Nov. 23	W, 74-58	27-56	.482	8-22	.364	12-18	.667	7-26-33	16	74	14	15	5	11	200	39		
Memphis			28-54	.519	8-12	.667	19-25	.760	12-27-39	22	83	12	15	5	4	200	55		
vs. NC State	Nov. 28	L, 78-83	26-59	.441	6-19	.316	20-24	.833	8-18-26	18	78	12	7	4	9	200	39		
Wisconsin			21-56	.375	5-23	.217	7-15	.467	14-23-37	11	54	7	9	4	3	200	30		
at NC State	Dec. 4	W, 69-54	27-56	.482	8-20	.400	7-10	.700	8-24-32	10	69	6	6	6	7	200	32		
at Wake Forest			27-52	.519	8-15	.533	20-29	.690	8-21-29	18	82	10	19	3	8	200	36		
NC State	Dec. 7	W, 91-82	34-65	.523	12-22	.545	11-16	.688	12-21-33	23	91	18	17	5	12	200	45		
at UNCG			28-65	.431	11-24	.458	10-13	.769	18-19-37	10	77	11	12	3	4	200	37		
NC State	Dec. 15	W, 80-77	30-53	.566	13-28	.464	7-7	1.000	2-21-23	14	80	17	13	5	10	200	38		

SPECIALTY SCORING STATS

	POINTS IN THE PAINT			POINTS OFF TOS			2ND CHANCE POINTS			FAST BREAK POINTS			BENCH POINTS		
	ST	OPP	MARGIN	ST	OPP	MARGIN	ST	OPP	MARGIN	ST	OPP	MARGIN	ST	OPP	MARGIN
Georgia Tech	28	36	-8	15	17	-2	10	6	+4	15	27	-12	20	7	+13
Detroit Mercy	28	20	+8	11	10	+1	4	12	-8	18	11	+7	23	20	+3
FIU	46	26	+20	18	17	+1	20	7	+13	19	13	+6	39	10	+29
St. Francis Brooklyn	60	32	+28	29	17	+12	16	13	+3	20	10	+10	34	32	+2
Alcorn State	42	20	+22	23	11	+12	11	5	+6	25	18	+7	42	30	+12
Little Rock	36	36	-	17	14	+3	8	12	-4	14	13	+1	23	5	+18
Memphis	30	38	-8	17	9	+8	8	13	-5	17	6	+11	21	34	-13
Wisconsin	26	28	-2	6	6	-	8	11	-3	6	2	+4	18	8	+10
at Wake Forest	36	34	+2	27	18	+9	21	12	+9	24	21	+3	29	32	-3
at UNCG	28	28	-	18	11	+7	4	17	-13	10	6	+4	15	14	+1

LEAD/DEFICIT BREAKDOWN GAME-BY-GAME

	FIRST HALF SCORE			SECOND HALF SCORE			FINAL SCORE			LARGEST		TIMES TIED	LEAD CHANGES	TIME LED MIN.
	ST	OPP	MARGIN	ST	OPP	MARGIN	ST	OPP	MARGIN	LEAD	DEFICIT			
Georgia Tech	42	35	+7	33	40	-7	81	82	-1	15	3	9	5	35:39
Detroit Mercy	43	30	+13	41	35	+6	84	65	+19	22	3	1	2	37:37
FIU	37	37	-	49	40	+9	86	77	+9	12	10	5	4	22:07
St. Francis Brooklyn	44	34	+10	51	30	+21	95	64	+31	35	2	0	3	38:32
Alcorn State	44	32	+12	43	32	+11	87	64	+23	25	-	0	0	39:40
Little Rock	39	21	+18	35	37	-2	74	58	+16	24	-	1	0	37:59
vs. Memphis	39	55	-16	39	28	+11	78	83	-5	6	20	3	1	5:39
Wisconsin	32	30	+2	37	24	+13	69	54	+15	16	1	3	10	34:27
at Wake Forest	45	36	+9	46	46	-	91	82	+9	17	-	1	0	38:57
at UNCG	38	37	+1	42	40	+2	80	77	+3	13	5	2	2	36:40

Single-Game Highs & Lows - NC State vs. Opponents

TEAM HIGHS	NC STATE	OPPONENTS
POINTS	95 vs. St. Francis Brooklyn (11/16/19)	83 Memphis (11/28/19)
FG MADE	36 vs. Alcorn State (11/19/19)	30 Georgia Tech (11/5/19)
	36 vs. St. Francis Brooklyn (11/16/19)	
FG ATTEMPTS	73 vs. St. Francis Brooklyn (11/16/19)	66 St. Francis Brooklyn (11/16/19)
FG%	.566 at UNCG (30-of-53) (12/15/19)	.519 Wake Forest (27-of-52) (12/7/19)
3FG MADE	13 at UNCG (12/15/19)	11 UNCG (12/15/19)
3FG ATTEMPTS	29 vs. Detroit Mercy (11/10/19)	25 Detroit Mercy (11/10/19)
3FG%	.545 vs. Wake Forest (12-of-22) (12/7/19)	.667 Memphis (8-of-12) (11/28/19)
FREE THROWS MADE	20 vs. Memphis (11/28/19)	20 Wake Forest (12/7/19)
	20 vs. St. Francis Brooklyn (11/16/19)	
	20 vs. Georgia Tech (11/5/19)	
FREE THROW ATTEMPTS	28 vs. St. Francis Brooklyn (11/16/19)	29 Wake Forest (12/7/19)
	28 vs. FIU (11/13/19)	
FREE THROW %	1.000 at UNCG (7-of-7) (12/15/19)	.800 Alcorn State (8-of-10) (11/19/19)
REBOUNDS	48 vs. St. Francis Brooklyn (11/16/19)	40 Detroit Mercy (11/10/19)
OFFENSIVE REBOUNDS	18 vs. FIU (11/13/19)	18 UNCG (12/15/19)
ASSISTS	20 vs. Detroit Mercy (11/10/19)	20 Georgia Tech (11/5/19)
STEALS	12 vs. Wake Forest (12/7/19)	10 Georgia Tech (11/5/19)
BLOCKED SHOTS	7 vs. Detroit Mercy (11/10/19)	9 Georgia Tech (11/5/19)
TURNOVERS	17 vs. Wake Forest (12/7/19)	22 FIU (11/13/19)
FOULS	23 vs. Wake Forest (12/7/19)	23 FIU (11/13/19)

TEAM LOWS	NC STATE	OPPONENTS
POINTS	69 vs. Wisconsin (12/4/19)	54 Wisconsin (12/4/19)
FG MADE	26 vs. Memphis (11/28/19)	21 Wisconsin (12/4/19)
FG ATTEMPTS	52 vs. Wake Forest (12/7/19)	51 FIU (11/13/19)
FG%	.380 vs. Georgia Tech (27-of-71) (11/5/19)	.373 Little Rock (22-of-59) (11/23/19)
3FG MADE	3 vs. St. Francis Brooklyn (11/16/19)	4 Two Times; last by Little Rock (11/23/19)
3FG ATTEMPTS	16 vs. St. Francis Brooklyn (11/16/19)	12 Memphis (11/28/19)
	16 vs. Georgia Tech (11/5/19)	
3FG%	.188 vs. St. Francis Brooklyn (3-of-16) (11/16/19)	.200 Detroit Mercy (5-of-25) (11/10/19)
FREE THROWS MADE	5 vs. Alcorn State (11/19/19)	7 Wisconsin (12/4/19)
FREE THROW ATTEMPTS	7 Two Times; last at UNCG (12/15/19)	10 Alcorn State (11/19/19)
FREE THROW %	.643 vs. FIU (18-of-28) (11/13/19)	.467 Wisconsin (7-of-15) (12/4/19)
REBOUNDS	23 at UNCG (12/15/19)	29 Wake Forest (12/7/19)
OFFENSIVE REBOUNDS	2 at UNCG (12/15/19)	6 Two Times; last by Alcorn State (11/19/19)
ASSISTS	6 vs. Wisconsin (12/4/19)	7 Two Times; last by Wisconsin (12/4/19)
STEALS	5 vs. Detroit Mercy (11/10/19)	3 Wisconsin (12/4/19)
	5 vs. Georgia Tech (11/5/19)	
BLOCKED SHOTS	3 vs. St. Francis Brooklyn (11/16/19)	2 Little Rock (11/23/19)
TURNOVERS	6 vs. Wisconsin (12/4/19)	9 Wisconsin (12/4/19)
FOULS	10 vs. Wisconsin (12/4/19)	8 Alcorn State (11/19/19)

INDIVIDUAL HIGHS	NC STATE	OPPONENTS
POINTS	24 C.J. Bryce, vs. Georgia Tech (11/5/19)	30 Brandon Childress, Wake Forest (12/7/19)
FG MADE	11 C.J. Bryce, vs. Georgia Tech (11/5/19)	11 Antoine Davis, Detroit Mercy (11/10/19)
FG ATTEMPTS	17 Markell Johnson, vs. Memphis (11/28/19)	23 Antoine Davis, Detroit Mercy (11/10/19)
	17 C.J. Bryce, vs. Georgia Tech (11/5/19)	
FG% (min. 5 made)	.833 (5-6) C.J. Bryce, vs. Wisconsin (12/4/19)	.769 (10-13) Brandon Childress, Wake Forest (12/7/19)
	.833 (5-6) Manny Bates, vs. FIU (11/13/19)	
3FG MADE	6 Braxton Beverly, vs. Detroit Mercy (11/10/19)	5 Brandon Childress, Wake Forest (12/7/19)
3FG ATTEMPTS	10 Markell Johnson, at UNCG (12/15/19)	10 Antoine Davis, Detroit Mercy (11/10/19)
3FG% (MIN. 2 MADE)	1.000 (4-4) Braxton Beverly, vs. Wake Forest (12/7/19)	1.000 (3-3) Tyler Harris, Memphis (11/28/19)
FREE THROWS MADE	8 C.J. Bryce, vs. St. Francis Brooklyn (11/16/19)	7 Isaiah Miller, UNCG (12/15/19)
FREE THROW ATTEMPTS	12 D.J. Funderburk, vs. FIU (11/13/19)	9 Isaiah Miller, UNCG (12/15/19)
FT% (MIN. 3 MADE)	1.000 (7-7) Jericole Hellems, vs. Georgia Tech (11/5/19)	1.000 (5-5) Boogie Ellis, Memphis (11/28/19)
REBOUNDS	11 C.J. Bryce, vs. St. Francis Brooklyn (11/16/19)	13 James Banks III, Georgia Tech (11/5/19)
	11 C.J. Bryce, vs. Georgia Tech (11/5/19)	
OFFENSIVE REBOUNDS	6 D.J. Funderburk, vs. FIU (11/13/19)	5 Isaiah Miller, UNCG (12/15/19)
ASSISTS	10 Markell Johnson, vs. Detroit Mercy (11/10/19)	7 Two Players; Last by Alex Lomax, Memphis (11/28/19)
STEALS	4 Jericole Hellems, vs. Little Rock (11/23/19)	6 Khalid Moore, Georgia Tech (11/5/19)
BLOCKED SHOTS	7 Manny Bates vs. Detroit Mercy (11/10/19)	5 James Banks III, Georgia Tech (11/5/19)
TURNOVERS	7 C.J. Bryce, vs. Georgia Tech (11/5/19)	7 Antonio Daye, Jr., FIU (11/13/19)

GEORGIA TECH 82, NC STATE 81 (OT)
GAME 1: NOVEMBER 5, 2019 ◆ PNC ARENA

NC STATE 84, DETROIT MERCY 65
GAME 2: NOVEMBER 10, 2019 ◆ PNC ARENA

Official Basketball Box Score - Final
 Georgia Tech vs NC State
 11/05/19 PNC Arena, Raleigh

Game Time: 8:30 PM
 Game Duration: 2:23

Official Basketball Box Score - Final
 Detroit Mercy vs NC State
 11/10/19 PNC Arena, Raleigh

Game Time: 2:00 PM
 Game Duration: 1:54

Georgia Tech - 82 • 1-0 (1-0)

##	Player	Total FG-FGA	3-Ptr FG-FGA	FT-FTA	Rebounds			PF	TP	A	TO	Blk	Stl	Min
					Off	Def	Tot							
5	Moses Wright	F 6-9	0-2	0-1	1	8	9	5	12	1	4	3	0	22:24
12	Khalid Moore	F 3-8	0-1	5-7	2	2	4	4	11	3	3	1	6	39:21
1	James Banks III	C 8-14	0-0	4-4	2	11	13	4	20	3	1	5	1	40:14
0	Michael Devoe	G 7-12	3-4	5-6	1	2	3	2	22	3	2	0	1	41:54
10	Jose Alvarado	G 4-10	2-7	0-0	0	2	2	4	10	7	3	0	0	34:12
3	Evan Cole	1-2	0-0	0-0	0	0	0	2	0	1	0	0	0	04:33
11	Bubba Parham	0-2	0-2	1-2	0	1	1	2	1	3	0	0	2	22:57
23	Asanti Price	1-4	1-4	1-2	0	2	2	1	4	0	1	0	0	19:25
Team					1	4	5				3			
Totals		30-61	6-20	16-22	7	32	39	22	82	20	18	9	10	225:00
FG %		1st: 13-29 44.8%	2nd: 15-25 60.0%	OT: 2-7 28.6%	Game: 30-61 49.2%									
3PT %		1st: 2-9 22.2%	2nd: 3-8 37.5%	OT: 1-3 33.3%	Game: 6-20 30.0%									
FT %		1st: 7-11 63.6%	2nd: 7-9 77.8%	OT: 2-2 100.0%	Game: 16-22 72.7%									

NC State - 81 • 0-1 (0-1)

##	Player	Total FG-FGA	3-Ptr FG-FGA	FT-FTA	Rebounds			PF	TP	A	TO	Blk	Stl	Min
					Off	Def	Tot							
15	Manny Bates	F 1-7	0-0	0-0	1	4	5	2	2	0	3	5	0	32:30
31	Pat Andree	F 3-6	3-5	3-3	2	7	9	3	12	1	1	0	1	36:42
10	Braxton Beverly	G 4-13	1-4	2-2	1	3	4	3	11	3	0	0	0	36:31
13	C.J. Bryce	G 11-17	0-1	2-2	4	7	11	2	24	2	7	0	1	44:25
24	Devon Daniels	G 4-14	1-1	3-4	1	2	3	5	12	6	1	0	3	33:41
4	Jercole Hellems	3-11	2-5	7-7	2	1	3	2	15	0	0	0	0	31:40
21	Danny Dixon	1-2	0-0	2-3	1	1	2	2	4	1	0	0	0	06:38
3	AJ Taylor	0-1	0-0	1-2	1	1	2	0	1	0	1	1	0	02:53
Team					1	1	2				0			
Totals		27-34	7-16	20-23	14	27	41	19	81	13	13	6	5	225:00
FG %		1st: 14-33 42.4%	2nd: 12-34 35.3%	OT: 1-4 25.0%	Game: 27-31 86.0%									
3PT %		1st: 5-9 55.6%	2nd: 2-5 40.0%	OT: 0-2 0.0%	Game: 7-16 43.8%									
FT %		1st: 9-11 81.8%	2nd: 7-8 87.5%	OT: 4-4 100.0%	Game: 20-23 87.0%									

Officials: Jamie Luckie, Brian Dorsey, Brent Hampton
 Technical fouls: Georgia Tech - NONE NC State - NONE
 Attendance: 17133

Score by periods	1st	2nd	OT	Total
Georgia Tech	35	40	7	82
NC State	42	33	6	81

	In	Off	2nd	Fast
Points	Paint	T/O	Chance	Break
GT	36	17	6	27
ST	28	15	10	15

Last FG - GT OT1-0:2. ST OT1 - 0:35.
 Largest lead - GT by 3 OT1 - 4:42. ST by 15 1st - 4:01
 OT led for 3:32. ST led for 35:39. Game was tied for 05:29

Score tied - 9 times.
 Lead changed - 5 times.

Detroit Mercy - 65 • 0-1

##	Player	Total FG-FGA	3-Ptr FG-FGA	FT-FTA	Rebounds			PF	TP	A	TO	Blk	Stl	Min
					Off	Def	Tot							
13	Alonde LeGrand	F 1-1	0-0	0-0	0	2	2	1	2	0	2	0	1	16:29
21	Chris Brandon	F 3-5	0-0	2-4	1	2	3	3	8	2	1	1	1	23:08
41	Willy Isiani	F 1-6	1-5	0-0	0	1	1	2	3	0	0	0	1	09:51
00	Antoine Davis	G 11-23	2-10	4-6	2	4	6	2	28	4	5	0	2	37:48
1	Marquis Moore	G 1-4	0-0	2-2	0	4	4	3	4	2	2	0	1	32:48
2	Justin Miller	3-9	0-2	3-4	0	3	3	0	9	0	0	0	0	15:38
12	Brad Calipari	0-4	0-0	0-0	0	0	0	0	0	0	0	0	0	14:42
4	Dwayne Rose Jr.	2-5	1-2	0-0	2	2	4	2	5	0	1	0	0	18:03
10	Boe Nguidjor	2-3	1-2	1-4	1	8	9	2	6	0	1	2	0	28:03
5	Jordan Gorman	0-0	0-0	0-0	0	0	0	0	0	0	1	0	0	03:30
Team					5	3	8				2			
Totals		24-60	5-25	12-20	11	29	40	16	65	8	15	3	6	200:00
FG %		1st: 12-32 37.5%	2nd: 12-28 42.9%	Game: 24-60 40.0%										
3PT %		1st: 4-14 28.6%	2nd: 5-11 45.5%	Game: 5-25 20.0%										
FT %		1st: 2-6 33.3%	2nd: 10-14 71.4%	Game: 12-20 60.0%										

NC State - 84 • 1-1

##	Player	Total FG-FGA	3-Ptr FG-FGA	FT-FTA	Rebounds			PF	TP	A	TO	Blk	Stl	Min
					Off	Def	Tot							
4	Jercole Hellems	F 3-6	0-2	2-2	1	2	3	4	8	0	1	0	0	28:24
15	Manny Bates	F 3-5	0-0	2-6	0	2	2	3	8	1	1	7	0	21:05
10	Braxton Beverly	G 6-9	6-8	5-5	0	2	2	4	23	3	2	0	0	34:47
11	Markell Johnson	G 1-8	1-6	0-0	1	6	7	1	3	10	3	0	0	35:06
13	C.J. Bryce	G 8-11	1-3	2-2	2	3	5	2	19	4	2	0	3	28:17
31	Pat Andree	3-7	1-4	2-2	0	2	2	4	9	0	1	0	0	18:53
24	Devon Daniels	5-12	1-4	3-4	0	5	5	3	14	2	1	0	2	23:36
21	Danny Dixon	0-0	0-0	0-0	1	1	0	1	0	0	0	0	0	04:54
22	Max Farthing	0-2	0-2	0-0	0	0	0	1	0	0	0	0	0	02:35
2	Chase Graham	0-1	0-0	0-0	0	0	0	0	0	0	0	0	0	02:23
Team					1	5	6				0			
Totals		29-61	10-29	16-21	5	28	33	22	84	20	11	7	5	200:00
FG %		1st: 15-31 48.4%	2nd: 14-30 46.7%	Game: 29-61 47.5%										
3PT %		1st: 5-18 27.8%	2nd: 5-11 45.5%	Game: 10-29 34.5%										
FT %		1st: 8-9 88.9%	2nd: 8-12 66.7%	Game: 16-21 76.2%										

Officials: Ron Groover, Jerry Heater, Earl Walton
 Technical fouls: Detroit Mercy - Coach, NC State - NONE
 Attendance: 13430

Score by periods	1st	2nd	Total
Detroit Mercy	30	35	65
NC State	43	41	84

	In	Off	2nd	Fast
Points	Paint	T/O	Chance	Break
DM	20	10	12	11
ST	28	11	4	18

Last FG - DM 2nd-0:22. ST 2nd - 0:13.
 Largest lead - DM by 3 1st - 18:50. ST by 22 2nd - 7:22
 DM led for 1:35. ST led for 37:37. Game was tied for 00:48

Score tied - 1 time.
 Lead changed - 2 times.

NC STATE 86, FIU 77
GAME 3: NOVEMBER 13, 2019 ◆ PNC ARENA

NC STATE 95, ST. FRANCIS BROOKLYN 64
GAME 4: NOVEMBER 16, 2019 ◆ REYNOLDS COLISEUM

Official Basketball Box Score - Final
 FIU vs NC State
 11/13/19 PNC Arena, Raleigh

Game Time: 9:00 PM
 Game Duration: 2:01

Official Basketball Box Score - Final
 St. Francis Brooklyn vs NC State
 11/16/19 Reynolds Coliseum, Raleigh

Game Time: 12:00 PM
 Game Duration: 2:06

FIU - 77 • 1-2

##	Player	Total FG-FGA	3-Ptr FG-FGA	FT-FTA	Rebounds			PF	TP	A	TO	Blk	Stl	Min
					Off	Def	Tot							
34	Osasumwen Osaghae	F 6-7	0-0	5-7	2	5	7	3	11	0	0	4	0	30:59
50	Devon Andrews	F 3-10	4-6	5-6	2	5	7	4	21	0	4	1	2	32:07
3	Trejon Jacob	G 4-10	2-6	0-0	0	6	6	2	10	3	2	0	3	31:42
5	Antonio Dayer, Jr.	G 2-4	0-0	2-3	0	2	2	4	6	4	7	0	0	23:50
11	Tevin Brewer	G 7-10	3-5	2-2	0	3	3	4	19	4	2	0	2	34:38
55	Cameron Corcoran	1-2	0-1	0-0	0	0	0	0	2	0	3	0	0	18:15
0	Dimon Carrigan	0-1	0-0	1-2	1	1	2	2	1	1	0	2	1	09:01
4	Eric Lovett	3-6	1-4	0-0	0	0	0	3	7	0	2	0	0	08:58
1	Isaiah Banks	0-1	0-1	0-0	0	1	1	0	0	0	1	0	0	07:13
2	Blake Furcron	0-0	0-0	0-0	0	0	0	0	0	0	0	0	0	02:37
12	Dante Wilcox	0-0	0-0	0-0	0	0	0	0	0	0	0	0	0	00:40
Team					1	2	3				1			
Totals		26-51	10-23	15-20	6	25	31	23	77	12	22	7	8	200:00
FG %		1st: 14-27 51.9%	2nd: 12-24 50.0%	Game: 26-51 51.0%										
3PT %		1st: 5-14 35.7%	2nd: 5-9 55.6%	Game: 10-23 43.5%										
FT %		1st: 4-6 66.7%	2nd: 11-14 78.6%	Game: 15-20 75.0%										

NC STATE 87, ALCORN STATE 64
GAME 5: NOVEMBER 19, 2019 ◆ REYNOLDS COLISEUM

NC STATE 74, LITTLE ROCK 58
GAME 6: NOVEMBER 23, 2019 ◆ PNC ARENA

Official Basketball Box Score - Final
Alcorn vs NC State
 11/19/19 PNC Arena, Raleigh

Game Time: 7:00 PM
 Game Duration: 1:40

Official Basketball Box Score - Final
Little Rock vs NC State
 11/23/19 PNC Arena, Raleigh

Game Time: 10:00 PM
 Game Duration: 1:57

Alcorn - 64 • 1-4

##	Player	F	3-Ptr	FT-FTA	Rebounds			PF	TP	A	TO	Blk	Stl	Min	
					Off	Def	Tot								
10	Kobe Wilson	F	3-4	0-0	3	2	5	0	6	1	0	0	0	21:07	
33	Devon Brewer	F	1-4	0-0	0	4	4	0	2	1	0	1	0	20:25	
0	Troyman Crosby	F	4-14	1-2	2	4	5	1	11	0	2	2	2	24:47	
1	Isaiah Attles	G	0-1	0-0	0	0	0	0	0	2	2	0	0	11:48	
3	Corey Tillery	G	6-14	3-7	0-0	1	2	3	1	15	0	1	0	31:09	
24	Arne Morris	G	1-6	0-1	1-2	0	0	0	2	3	5	4	0	28:12	
12	Deshaw Andrews	G	5-6	2-2	5-6	0	4	4	2	17	1	3	0	18:25	
42	Alonzo Campbell	G	1-3	0-0	0-0	0	3	3	0	2	0	0	0	13:43	
23	Dominic Brewton	G	2-5	1-2	0-0	0	1	1	1	5	1	0	0	18:40	
5	Dekebran Thorn	G	1-1	1-1	0-0	0	0	0	0	3	1	0	0	08:51	
4	Anthony Fairley	G	0-0	0-0	0-0	0	1	1	1	0	0	1	0	02:53	
Team					1	3	4				1				
Totals			24-58	8-15	8-10	6	24	30	8	64	12	14	3	6	200:00
FG %		1st:	12:29	41.4%	2nd:	12:29	41.4%	Game:	24-58	41.4%					
3PT %		1st:	5-7	71.4%	2nd:	3-8	37.5%	Game:	8-15	53.3%					
FT %		1st:	3-4	75.0%	2nd:	5-6	83.3%	Game:	8-10	80.0%					

Little Rock - 58 • 3-3

##	Player	F	3-Ptr	FT-FTA	Rebounds			PF	TP	A	TO	Blk	Stl	Min	
					Off	Def	Tot								
20	Kamani Johnson	F	0-5	0-0	2	2	4	0	4	2	2	0	0	11:22	
44	Ruot Monyong	F	8-13	1-3	3	4	7	10	3	20	2	3	1	38:09	
00	Ben Coupert Jr	G	9-14	2-5	1	2	2	4	2	21	1	1	0	24:00	
1	Markquiss Nowell	G	3-11	0-3	2	2	6	6	1	8	6	3	0	24:00	
33	Jovan Stulik	G	0-6	0-4	2	2	2	2	2	2	0	0	0	27:18	
11	Jaizec Lottie	G	1-3	0-0	0	2	2	0	2	2	0	4	0	12:42	
52	Admir Besovic	G	0-1	0-0	0	0	0	0	3	0	2	1	0	04:34	
3	Isaiah Palermo	G	1-6	1-3	2	2	4	3	3	3	2	1	1	25:55	
Team					1	4	5				2				
Totals			22-59	4-18	10-14	12	25	37	16	58	15	18	2	7	200:00
FG %		1st:	8-29	27.6%	2nd:	14-30	46.7%	Game:	22-59	37.3%					
3PT %		1st:	1-7	14.3%	2nd:	3-11	27.3%	Game:	4-18	22.2%					
FT %		1st:	4-4	100.0%	2nd:	6-10	60.0%	Game:	10-14	71.4%					

NC State - 87 • 4-1

##	Player	F	3-Ptr	FT-FTA	Rebounds			PF	TP	A	TO	Blk	Stl	Min	
					Off	Def	Tot								
4	Jericole Hellems	F	5-11	1-3	1-2	4	2	6	2	12	0	1	1	30:28	
15	Manny Bates	F	2-3	0-0	0-0	1	5	6	2	4	0	2	3	14:45	
10	Braxton Beverly	G	2-7	0-0	0-0	0	2	2	1	6	2	0	0	27:48	
11	Markell Johnson	G	7-14	2-8	0-0	0	4	4	0	16	8	3	1	32:35	
13	C.J. Bryce	G	3-5	0-0	1-1	2	4	6	1	7	5	3	2	31:16	
0	DJ Funderburk	G	5-7	0-0	0-0	1	3	4	2	10	0	1	0	18:46	
24	Devon Daniels	G	9-13	2-3	3-3	1	4	5	2	23	2	1	0	31:19	
31	Pat Andree	G	3-7	3-5	0-1	0	3	3	2	9	0	1	0	11:13	
2	Chase Graham	G	0-0	0-0	0-0	0	0	0	0	0	0	0	0	00:55	
22	Max Farthing	G	0-0	0-0	0-0	0	0	0	0	0	0	0	0	00:55	
Team					0	0	0				0				
Totals			36-67	10-26	5-7	9	27	36	12	87	17	12	5	9	200:00
FG %		1st:	18-34	52.9%	2nd:	18-33	54.5%	Game:	36-67	53.7%					
3PT %		1st:	5-16	31.3%	2nd:	5-10	50.0%	Game:	10-26	38.5%					
FT %		1st:	3-4	75.0%	2nd:	2-3	66.7%	Game:	5-7	71.4%					

NC State - 74 • 5-1

##	Player	F	3-Ptr	FT-FTA	Rebounds			PF	TP	A	TO	Blk	Stl	Min	
					Off	Def	Tot								
4	Jericole Hellems	F	2-8	1-4	2-2	3	3	6	2	7	6	2	0	4	26:40
15	Manny Bates	F	3-6	0-0	2-3	1	3	4	1	8	0	1	3	0	17:43
10	Braxton Beverly	G	2-6	2-5	0-0	0	4	4	1	6	1	1	0	1	28:00
11	Markell Johnson	G	5-9	2-5	0-0	0	3	3	4	12	3	4	0	1	23:12
13	C.J. Bryce	G	7-11	1-1	3-4	1	5	6	2	18	2	3	0	2	33:55
0	DJ Funderburk	G	3-4	1-1	1-2	0	4	4	1	8	1	1	1	2	22:17
24	Devon Daniels	G	4-6	0-2	1-4	2	2	4	5	9	1	2	1	1	26:53
31	Pat Andree	G	1-5	1-3	3-3	0	1	1	0	6	0	0	0	0	15:53
22	Max Farthing	G	0-1	0-1	0-0	0	0	0	0	0	0	0	0	0	03:18
2	Chase Graham	G	0-0	0-0	0-0	0	0	0	0	0	0	0	0	0	02:09
Team					0	1	1				0				
Totals			27-56	8-22	12-18	7	26	33	16	74	14	15	5	11	200:00
FG %		1st:	15-32	46.9%	2nd:	12-24	50.0%	Game:	27-56	48.2%					
3PT %		1st:	4-10	40.0%	2nd:	4-12	33.3%	Game:	8-22	36.4%					
FT %		1st:	5-8	62.5%	2nd:	7-10	70.0%	Game:	12-18	66.7%					

Officials: Lee Cassell, Clarence Armstrong, Justin Porterfield
 Technical fouls: Alcorn - D.Brewer; NC State - NONE
 Attendance: 4624

Officials: Ted Valentine, Ron Groover, Tony Henderson
 Technical fouls: Little Rock - 1;Palermo; NC State - NONE
 Attendance: 14078

Score by periods	1st	2nd	Total
Alcorn	32	32	64
NC State	44	43	87

	In	Off	2nd	Fast
	Paint	T/O	Chance	Break
ALC	20	11	5	18
ST	42	23	11	25

Score by periods	1st	2nd	Total
Little Rock	21	37	58
NC State	39	35	74

	In	Off	2nd	Fast
	Paint	T/O	Chance	Break
LR	36	14	12	13
ST	36	17	8	14

Last FG - ALC 2nd-0:33, ST 2nd - 0:53.
 Largest lead - ALC by 0 1st - 20:00, ST by 25 2nd - 10:11
 ALC led for 0:00, ST led for 39:40. Game was tied for 00:20

Last FG - LR 2nd-1:08, ST 2nd - 0:49.
 Largest lead - LR by 0 1st - 20:00, ST by 24 1st - 4:40
 LR led for 0:00, ST led for 37:59. Game was tied for 00:20

MEMPHIS 83, NC STATE 78
GAME 7: NOVEMBER 28, 2019 ◆ BARCLAYS CENTER

NC STATE 69, WISCONSIN 54
GAME 8: DECEMBER 4, 2019 ◆ PNC ARENA

Official Basketball Box Score -- Game Totals -- Final Statistics
NC State vs Memphis
 11/28/19 4:00 pm at Brooklyn, NY (Barclays Center)

Official Basketball Box Score - Final
Wisconsin vs NC State
 12/04/19 PNC Arena, Raleigh

Game Time: 12:15 PM
 Game Duration: 1:51

NC State 78 • 5-2,0-1 ACC

##	Player	F	3-Ptr	FT-FTA	Rebounds			PF	TP	A	TO	Blk	Stl	Min	
					Off	Def	Tot								
04	Jericole Hellems	f	5-11	1-4	6-7	0	4	4	3	17	0	2	0	1	35
15	Manny Bates	f	3-3	0-0	0-0	2	0	2	4	6	1	1	2	2	12
10	Braxton Beverly	g	1-3	1-3	2-2	0	1	1	1	5	1	1	0	0	27
11	Markell Johnson	g	9-17	2-6	2-4	1	4	5	2	22	6	1	0	3	39
13	CJ Bryce	g	2-12	0-1	3-4	1	4	5	2	7	3	0	1	1	37
00	DJ Funderburk	g	4-7	1-1	5-5	1	1	2	5	14	0	0	0	0	21
21	Danny Dixon	g	0-1	0-0	0-0	0	0	0	1	0	0	0	0	0	4
24	Devon Daniels	g	1-3	0-2	2-2	1	1	2	0	4	1	1	0	2	19
31	Pat Andree	g	1-2	1-2	0-0	0	0	0	0	3	0	1	1	0	6
Team					2	3	5								
Totals			26-59	6-19	20-24	8	18	26	18	78	12	7	4	9	200
FG %		1st Half:	13-29	44.8%	2nd half:	13-30	43.3%	Game:	26-59	44.1%					
3FG %		1st Half:	3-9	33.3%	2nd half:	3-10	30.0%	Game:	6-19	31.6%					
FT %		1st Half:	10-12	83.3%	2nd half:	10-12	83.3%	Game:	20-24	83.3%					

NC STATE 91, WAKE FOREST 82
GAME 9: DECEMBER 7, 2019 ◆ LJVM COLISEUM



Official Basketball Box Score -- Game Totals -- Final Statistics
NC State vs Wake Forest
 12/07/19 2:00 pm at Winston-Salem, NC (LJVMC)



NC State 91 • 7-2,1-1 ACC

##	Player	Total			3-Ptr			Rebounds			PF	TP	A	TO	Blk	Stl	Min
		FG-FGA	FG-FGA	FT-FTA	FG-FGA	FG-FGA	FT-FTA	Off	Def	Tot							
04	Jericole Hellems	f	5-9	3-4	0-1	1	2	3	4	13	2	3	0	1	29		
15	Manny Bates	f	4-4	0-0	0-0	1	2	3	5	8	0	0	4	0	16		
10	Braxton Beverly	g	5-6	4-4	1-2	0	0	0	3	15	0	3	0	1	24		
11	Markell Johnson	g	4-7	2-3	4-4	0	3	3	14	7	4	0	2	37			
24	Devon Daniels	g	4-10	2-4	2-2	2	5	7	3	12	4	3	0	3	33		
00	DJ Funderburk	g	5-11	0-3	1-2	3	3	6	3	11	1	2	0	2	24		
13	CJ Bryce	g	7-16	1-3	3-5	4	3	7	1	18	4	2	0	2	29		
31	Pat Andree	g	0-2	0-1	0-0	0	3	3	1	0	0	0	1	1	8		
	Team					1	0	1									
	Totals		34-65	12-22	11-16	12	21	33	23	91	18	17	5	12	200		

FG % 1st Half: 19-37 51.4% 2nd half: 15-28 53.6% Game: 34-65 52.3%
 3FG % 1st Half: 7-12 58.3% 2nd half: 5-10 50.0% Game: 12-22 54.5%
 FT % 1st Half: 0-0 0.0% 2nd half: 11-16 68.8% Game: 11-16 68.8%

Wake Forest 82 • 5-5,0-2 ACC

##	Player	Total			3-Ptr			Rebounds			PF	TP	A	TO	Blk	Stl	Min
		FG-FGA	FG-FGA	FT-FTA	FG-FGA	FG-FGA	FT-FTA	Off	Def	Tot							
01	Isaiah Mucius	f	2-4	1-2	0-1	2	1	3	2	5	0	2	0	0	14		
33	Ody Oguama	f	3-4	0-0	0-0	1	1	2	2	6	0	1	3	0	11		
00	Brandon Childress	g	10-13	5-6	5-6	1	2	3	1	30	4	3	0	2	38		
13	Andrien White	g	0-5	0-4	2-4	0	2	2	0	2	3	3	0	2	18		
23	Chaundee Brown	g	3-5	1-2	0-0	0	3	3	3	7	0	3	0	0	32		
02	Sharone Wright, Jr.	g	1-2	1-1	0-0	0	1	1	1	3	0	2	0	1	13		
04	Jahcobi Neath	g	2-7	0-0	5-8	0	1	1	2	9	2	0	0	1	17		
11	Torry Johnson	g	3-7	0-0	2-2	0	2	2	5	8	0	2	0	1	26		
25	Ismael Massoud	g	0-0	0-0	0-0	0	0	0	0	0	0	1	0	0	2		
30	Olivier Sarr	g	3-5	0-0	6-8	1	8	9	2	12	1	2	0	1	29		
	Team					3	0	3									
	Totals		27-52	8-15	20-29	8	21	29	18	82	10	19	3	8	200		

FG % 1st Half: 12-22 54.5% 2nd half: 15-30 50.0% Game: 27-52 51.9%
 3FG % 1st Half: 4-7 57.1% 2nd half: 4-8 50.0% Game: 8-15 53.3%
 FT % 1st Half: 8-11 72.7% 2nd half: 12-18 66.7% Game: 20-29 69.0%

Officials: Mark Schnur, Bill Covington, Jr., Mike Eades
 Technical fouls: NC State-None. Wake Forest-None.
 Attendance: 6118

Score by periods	1st	2nd	Total
NC State	45	46	91
Wake Forest	36	46	82

Last FG - ST 2nd-01:30, WAKE 2nd-00:17.
 Largest lead - ST by 17 2nd-04:08, WAKE None.
 ST led for 38:57, WAKE led for 00:00. Game was tied for 00:03.

	In	Off	2nd	Fast	Bench
Points	36	27	19	24	29
ST	34	18	12	21	32

Score tied - 1 time.
 Lead changed - 0 times.

NC STATE 80, UNCG 77
GAME 10: DECEMBER 15, 2019 ◆ GREENSBORO COLISEUM



Official Basketball Box Score -- Game Totals -- Final Statistics
NC State vs UNCG
 12/15/19 3:00 PM at Greensboro, N.C. I Greensboro Col.



NC State 80 • 8-2 (1-1)

##	Player	Total			3-Ptr			Rebounds			PF	TP	A	TO	Blk	Stl	Min
		FG-FGA	FG-FGA	FT-FTA	FG-FGA	FG-FGA	FT-FTA	Off	Def	Tot							
15	Manny Bates	f	1-3	0-0	3-3	0	1	1	1	5	0	0	3	1	27		
31	Pat Andree	f	5-9	5-8	0-0	0	3	3	2	15	1	0	0	0	21		
10	Braxton Beverly	g	3-6	3-5	0-0	0	2	2	1	9	2	2	0	0	33		
11	Markell Johnson	g	8-16	3-10	0-0	0	2	2	2	19	7	3	0	2	30		
13	CJ Bryce	g	6-10	2-4	3-3	0	4	4	3	17	2	4	0	3	38		
00	DJ Funderburk	g	3-3	0-0	0-0	0	3	3	2	6	1	0	0	2	13		
04	Jericole Hellems	g	1-2	0-0	0-0	0	1	1	0	2	1	2	0	1	19		
24	Devon Daniels	g	3-4	0-1	1-1	0	4	4	3	7	3	1	2	1	19		
	Team					2	1	3									
	Totals		30-53	13-28	7-7	2	21	23	14	80	17	13	5	10	200		

FG % 1st Half: 14-27 51.9% 2nd half: 16-26 61.5% Game: 30-53 56.6%
 3FG % 1st Half: 6-14 42.9% 2nd half: 7-14 50.0% Game: 13-28 46.4%
 FT % 1st Half: 4-4 100.0% 2nd half: 3-3 100.0% Game: 7-7 100.0%

UNCG 77 • 8-3 (1-0)

##	Player	Total			3-Ptr			Rebounds			PF	TP	A	TO	Blk	Stl	Min
		FG-FGA	FG-FGA	FT-FTA	FG-FGA	FG-FGA	FT-FTA	Off	Def	Tot							
13	Angelo Allegrì	f	3-5	2-3	0-0	1	2	3	3	8	1	1	0	0	27		
14	Kyrin Galloway	f	4-8	3-6	2-2	1	3	4	2	13	0	1	2	0	28		
21	James Dickey	f	5-11	0-0	1-2	4	6	10	0	11	1	1	1	1	34		
01	Isaiah Miller	g	9-20	1-4	7-9	5	2	7	0	26	3	2	0	2	33		
02	Malik Massey	g	2-8	1-2	0-0	1	3	4	0	5	2	2	0	1	31		
00	Keyshaun Langley	g	4-8	4-8	0-0	0	1	1	1	12	3	1	0	0	21		
03	Kobe Langley	g	0-1	0-1	0-0	0	0	0	1	0	0	0	0	0	7		
04	Mohammed Abdulsalam	g	1-3	0-0	0-0	3	2	5	3	2	1	2	0	0	16		
12	Khyre Thompson	g	0-0	0-0	0-0	0	0	0	0	0	0	0	0	0	1		
33	Bas Leyte	g	0-1	0-0	0-0	0	0	0	0	0	0	0	0	0	2		
	Team					3	0	3									
	Totals		28-65	11-24	10-13	18	19	37	10	77	11	12	3	4	200		

FG % 1st Half: 13-32 40.6% 2nd half: 15-33 45.5% Game: 28-65 43.1%
 3FG % 1st Half: 8-14 57.1% 2nd half: 3-10 30.0% Game: 11-24 45.8%
 FT % 1st Half: 3-5 60.0% 2nd half: 7-8 87.5% Game: 10-13 76.9%

Officials: Roger Ayers, Brent Hampton, Bladimir Voyard-Tadal
 Technical fouls: NC State-Devon Daniels. UNCG-None.
 Attendance: 7469

Score by periods	1st	2nd	Total
NC State	38	42	80
UNCG	37	40	77

Last FG - ST 2nd-00:01, UNCG 2nd-00:02.
 Largest lead - ST by 12 2nd-10:36, UNCG by 5 2nd-18:57.
 ST led for 36:40, UNCG led for 02:33. Game was tied for 00:47.

	In	Off	2nd	Fast	Bench
Points	28	18	4	10	15
ST	28	11	17	6	14

Score tied - 2 times.
 Lead changed - 2 times.

NC STATE AT #12/9 AUBURN
GAME 11: DECEMBER 19, 2019 ◆ AUBURN ARENA

THE CITADEL AT NC STATE
GAME 12: DECEMBER 22, 2019 ◆ PNC ARENA



HEAD COACH KEVIN KEATTS

THIRD SEASON AT NC STATE • MARSHALL '11

CAREER HIGHLIGHTS

- Hired by NC State on March 17, 2017 as the 20th head coach in program history.
- Led the team to averages of over 80 points per game in his first two seasons. 2018-19 team averaged 80.1 points per game and scored second-most points in a single season in program history with 2,882.
- Winning percentage of 56% in conference play is the best for an NC State coach in the first two years of his career since Press Maravich went 19-9 from 1964-66.
- Led the team to five wins over ranked opponents and an 11-7 record in the ACC to finish in a tie for third place in his debut season in 2017-18.
- Finished the 2017-18 season with 21 wins, tying Everett Case for the most regular season wins by a first year head coach in program history.
- While at UNC Wilmington, led the Seahawks to postseason berths and regular season conference titles in all three years.
- First coach in Colonial Athletic Association history to win Coach of the Year in back-to-back seasons (2015, 2016).
- Won two national prep championships (2004, 2008) as head coach at Hargrave Military Academy.
- Coached 14 players that have gone on to the NBA.

THE KEATTS FILE

NC STATE

(2017 - pres.)
RECORD: 53-26 (22-18 ACC)
2019
Regular season ACC finish: eighth place
NIT bid, NIT quarterfinals
2018
Regular season ACC finish: tie for third place
NCAA Tournament bid

UNC WILMINGTON

(2014 - 2017)
RECORD: 72-28 (41-13 CAA)
2016, 2017
CAA Regular Season & Tournament Champions
2015
CAA Regular Season Champions

LOUISVILLE

Assistant Coach
(2011 - 2014)
RECORD: 96-21
2014
AAC Regular Season & Tournament Champions
NCAA Sweet 16
2012
Big East Tournament Champions
NCAA Final Four

HARGRAVE MILITARY ACADEMY

(1999 - 2001 & 2003 - 2011)
RECORD: 263-17
2010
National Prep Final Four
2009
National Prep Runner-Up
2008
National Prep Champions
2007
National Prep Final Four
2006
National Prep Runner-Up
2005
National Prep Runner-Up
2004
National Prep Champions

KEATTS YEAR-BY-YEAR AS A HEAD COACH

YEAR	SCHOOL	RECORD	CONF.	CONF. FINISH	POSTSEASON
2014-15	UNC Wilmington	18-14	12-6	T - 1st	CIT - First Round
2015-16	UNC Wilmington	25-8	14-4	T - 1st	NCAA - First Round
2016-17	UNC Wilmington	29-6	15-3	1st	NCAA - First Round
2017-18	NC State	21-12	11-7	T - 3rd	NCAA - First Round
2018-19	NC State	24-12	9-9	8th	NIT - Quarterfinals
2019-20	NC State	8-2	1-1		
TOTALS	6 seasons	125-54	62-30		

KEATTS' RECORD vs. DIVISION I TEAMS

TEAM	RECORD	PCT.	MINNESOTA	0-1	.000
Alcorn State	1-0	1.000	Mount St. Mary's	1-0	1.000
Arizona	1-0	1.000	North Carolina	1-3	.250
Auburn	1-0	1.000	Northeastern	6-2	.750
Boston College	3-1	.750	Northern Iowa	0-1	.000
Bryant	1-0	1.000	Notre Dame	2-1	.667
Campbell	2-1	.667	Ohio	0-1	.000
Charleston Southern	1-0	1.000	Old Dominion	0-1	.000
Clemson	3-2	.600	Penn State	2-0	1.000
College of Charleston	8-1	.889	Pittsburgh	3-0	1.000
Davidson	0-1	.000	Presbyterian	1-0	1.000
Delaware	6-1	.857	Radford	1-1	.500
Detroit Mercy	1-0	1.000	Robert Morris	1-0	1.000
Drexel	5-1	.833	Saint Peter's	1-0	1.000
Duke	1-2	.333	Sam Houston State	0-1	.000
East Carolina	2-1	.667	Seton Hall	0-1	.000
East Tennessee State	2-0	1.000	South Carolina State	1-0	1.000
Eastern Kentucky	2-0	1.000	St. Bonaventure	1-0	1.000
Elon	4-2	.667	St. Francis Brooklyn	1-0	1.000
Evansville	1-0	1.000	Syracuse	2-0	1.000
FIU	1-0	1.000	Tennessee	0-1	.000
Florida State	1-1	.500	Toledo	1-0	1.000
Georgetown	0-1	.000	Towson	5-1	.833
Georgia Tech	0-3	.000	UMKC	2-0	1.000
Harvard	1-0	1.000	UNCA	1-0	1.000
Hofstra	6-2	.750	UNCG	2-1	.667
Jacksonville	1-0	1.000	USC Upstate	1-0	1.000
James Madison	6-0	1.000	Utah Valley	1-0	1.000
Liberty	1-0	1.000	Vanderbilt	1-0	1.000
Lipscomb	0-1	.000	Virginia	0-4	.000
Little Rock	1-0	1.000	Virginia Tech	0-1	.000
Louisville	1-2	.667	VMI	2-0	1.000
Loyola Maryland	1-0	1.000	Wake Forest	4-1	.800
Maine	1-0	1.000	Western Carolina	1-0	1.000
Maryland Eastern Shore	1-0	1.000	Western Michigan	2-0	1.000
Memphis	0-1	.000	William & Mary	3-4	.429
Mercer	1-0	1.000	Wisconsin	1-1	.500
Miami	1-1	.500			
Middle Tennessee	0-1	.000			



DJ FUNDERBURK

FORWARD • JUNIOR • 6-10 • 225 LBS.
CLEVELAND, OHIO
HARGRAVE MILITARY ACADEMY (NORTHWEST FLORIDA STATE)

SEASON STATS



NOTING FUNDERBURK

- Made season debut in Pack's win over FIU on 11/13. Was one of six players to enter double digits (11 points) and tied for the team lead in rebounds (7).
- Finished one point shy of career high with 17 points against St. Francis Brooklyn on 11/16. Shot 7-of-10 from the field in that game to set a new career high in made field goals.
- Tallied double-digit scoring performances in four of seven games played this season.
- Has shot .500+ from the field in six of eight games this season.
- Has recorded multiple steals in half of games played this season.
- Led NC State in field goal percentage (55.2%), free throw percentage (78.5%) and blocks (38) during the 2018-19 season.
- Posted season-highs in points (18) and rebounds (9) in win over Pitt on 1/12 and against Florida State on 3/2.
- Scored 10 of his 12 points in second half in win over Penn State on 12/15. Was perfect 4-of-4 shooting in that game.
- Scored 13 points on 5-5 FGs in win over Maryland Eastern Shore on 11/10.
- Finished in a tie for second in ACC Sixth Man of the Year voting.

2019-20 GAME-BY-GAME STATS

Date	Opponent	ST	MIN	FG-FGA	Pct.	3FG-FGA	Pct.	FT-FTA	Pct.	O-D-T	PF	A	TO	BLK	STL	PTS
11/13	FIU		21	2-2	1.000	0-0	.000	7-12	.583	6-1-7	4	0	0	2	2	11
11/16	St. Francis Brooklyn		22	7-10	.700	0-0	.000	3-4	.750	4-3-7	0	0	1	1	0	17
11/19	Alcorn State		19	5-7	.714	0-0	.000	0-0	.000	1-3-4	2	0	1	0	1	10
11/23	Little Rock		22	3-4	.750	1-1	1.000	1-2	.500	0-4-4	1	1	1	1	2	8
11/28	vs. Memphis		21	4-7	.571	1-1	1.000	5-5	1.000	1-1-2	5	0	0	0	0	14
12/4	Wisconsin		17	1-4	.250	0-0	.000	2-2	1.000	1-0-1	1	0	1	1	1	4
12/7	at Wake Forest		24	5-11	.455	0-3	.000	1-2	.500	3-3-6	3	1	2	0	2	5
12/15	at UNCG		13	3-3	1.000	0-0	.000	0-0	.000	0-3-3	2	1	0	0	2	6

FUNDERBURK'S SINGLE-GAME BESTS

POINTS

Season..... 17, vs. St. Francis Brooklyn (11/16/19)
ACC..... 18 (2x), last at Florida State (3/2/19)
Career..... 18 (2x), last at Florida State (3/2/19)

REBOUNDS

Season..... 7 (2x), last vs. St. Francis Brooklyn (11/16/19)
ACC..... 9 (3x), last at Boston College (3/9/19)
Career..... 9 (3x), last at Boston College (3/9/19)

FG MADE

Season..... 7, vs. St. Francis Brooklyn (11/16/19)
ACC..... 6 (3x), last vs. Georgia Tech (3/6/19)
Career..... 7, vs. St. Francis Brooklyn (11/16/19)

FG ATTEMPTED

Season..... 11, vs. Wake Forest (12/7/19)
ACC..... 11, vs. Wake Forest (12/7/19)
Career..... 11 vs. Wake Forest (12/7/19)

3FG MADE

Season..... 1 (2x), last vs. Memphis (11/28/19)
ACC..... 1 (3x), last at Florida State (3/2/19)
Career..... 1 (9x), last vs. Memphis (11/28/19)

3FG ATTEMPTED

Season..... 3, vs. Wake Forest (12/7/19)
ACC..... 3, vs. Wake Forest (12/7/19)
Career..... 3, vs. Wake Forest (12/7/19)

FT MADE

Season..... 7, vs. FIU (11/13/19)
ACC..... 9 (2x), last at Florida State (3/2/19)
Career..... 9 (2x), last at Florida State (3/2/19)

FT ATTEMPTED

Season..... 12, vs. FIU (11/13/19)
ACC..... 10 (2x), last at Florida State (3/2/19)
Career..... 12, vs. FIU (11/13/19)

ASSISTS

Season..... 1 (3x), last at UNCG (12/15/19)
ACC..... 2, at Notre Dame (1/19/19)
Career..... 3, vs. Maryland Eastern Shore (11/30/19)

STEALS

Season..... 2 (4x), last at UNCG (12/15/19)
ACC..... 3, at Wake Forest (1/15/19)
Career..... 3, at Wake Forest (1/15/19)

BLOCKS

Season..... 2, vs. FIU (11/13/19)
ACC..... 4 (2x), last vs. Wake Forest (2/24/19)
Career..... 4 (2x), last vs. Wake Forest (2/24/19)

MINUTES

Season..... 24, vs. Wake Forest (12/7/19)
ACC..... 35, vs. Boston College (2/20/19)
Career..... 35, vs. Boston College (2/20/19)

MISCELLANEOUS CAREER STATS

Games with 10+ points.....	20
Games with 20+ points.....	0
Games with 10+ rebounds.....	0
Games with 3+ assists.....	1
Games with 2+ steals.....	8
Games with 2+ blocks.....	12
Double-Doubles.....	0
Games led NCSU in points.....	1
Games led NCSU in rebounds.....	7
Games led NCSU in assists.....	0
Games led NCSU in steals.....	8
Games led NCSU in blocks.....	15

FUNDERBURK'S CAREER STATS

Year	GP-GS	Min	Avg	FG-FGA	Pct	3FG-FGA	Pct	FT-FTA	Pct	Off-Def	Tot-Avg	PF-FO	A	TO	Blk	Stl	Pts	Avg
2018-19	36-1	716	19.9	107-194	.552	7-26	.269	95-121	.785	75-77	152-4.2	105-6	16	36	38	19	316	8.8
2019-20	8-0	158	19.7	30-48	.625	2-5	.400	19-27	.704	16-18	34-4.3	18-1	3	6	5	10	81	10.1
TOTALS	44-1	875	19.9	137-242	.566	9-31	.290	114-148	.770	91-95	186-4.2	123-7	19	42	43	29	397	9.0



4 JERICOLE HELLEMS

FORWARD • SOPHOMORE • 6-7 • 205 LBS.
ST. LOUIS, MO.
CHAMINADE

SEASON STATS



NOTING HELLEMS

- Had third-straight double-digit scoring performance in contest at Wake Forest, his sixth of the season.
- Shot 70% (7-for-10) from beyond the arc in the last three contests.
- Posted back-to-back career-highs: 23 points on 8-of-13 shooting against Wisconsin; 17 points on 5-of-11 shooting against Memphis on 11/28.
- Impressive performance against Wisconsin also included career-highs in FG made (8) and 3PFG attempted.
- 12 of his 23 points came on 4-6 shooting from behind the arc.
- Scored in doubles figures in five of nine contests this season.
- Scored in double figures in the Pack's season opener against Georgia Tech, highlighted by a 7-for-7 performance from the charity stripe. 12 of his 15 points on the night came in the second half.
- Dished out team-leading and career-high six assists against Little Rock on 11/23. Also had career-high four steals in that game.
- Posted double-digit scoring performances in six games in 2018-19.
- Tallied season-best 16 points twice last season in wins vs. Western Carolina (5-of-7 shooting) on 12/5 and Loyola Maryland on 12/28.
- Posted best ACC scoring performance of career with 14 points, including a perfect 5-of-5 from the charity stripe, against Wake Forest on 2/24.
- Played at Chaminade High School in St. Louis. Finished career ranked third in school history in career points.

2019-20 GAME-BY-GAME STATS

Date	Opponent	ST	MIN	FG-FGA	Pct.	3FG-FGA	Pct.	FT-FTA	Pct.	O-D-T	PF	A	TO	BLK	STL	PTS
11/5	Georgia Tech		32	3-11	.273	2-5	.400	7-7	1.000	2-1-3	2	0	0	0	0	15
11/10	Detroit Mercy	*	28	3-6	.500	0-2	.000	2-2	1.000	1-2-3	4	0	1	0	0	8
11/13	FIU	*	25	2-8	.250	0-2	.000	0-1	.000	1-2-3	3	0	0	0	2	4
11/16	St. Francis Brooklyn	*	20	4-7	.571	0-1	.000	4-5	.800	2-2-4	4	0	2	0	0	12
11/19	Alcorn State	*	30	5-11	.454	1-3	.333	1-2	.500	4-2-6	2	0	1	1	1	12
11/23	Little Rock	*	27	2-8	.250	1-4	.250	2-2	1.000	3-3-6	2	6	2	0	4	7
11/28	vs. Memphis	*	35	5-11	.454	1-4	.250	6-7	.857	0-4-4	3	0	2	1	0	17
12/4	Wisconsin	*	31	8-13	.615	4-6	.667	3-4	.750	0-4-4	1	0	0	1	1	23
12/7	at Wake Forest	*	29	5-9	.556	3-4	.750	0-1	.000	1-2-3	4	2	3	1	1	13
12/15	at UNCG		19	1-2	.500	0-0	.000	0-0	.000	0-1-1	0	1	2	0	1	2

HELLEMS' SINGLE-GAME BESTS

POINTS

Season..... 23, vs. Wisconsin (12/4/19)
ACC..... 15, vs. Georgia Tech (11/5/19)
Career..... 23, vs. Wisconsin (12/4/19)

REBOUNDS

Season..... 6 (2x), last vs. Little Rock (11/23/19)
ACC..... 5 (2x), last at Boston College (3/9/19)
Career..... 7, vs. UNC Asheville (11/13/18)

FG MADE

Season..... 8, vs. Wisconsin (12/4/19)
ACC..... 4 (3x), last vs. Wake Forest (12/7/19)
Career..... 8, vs. Wisconsin (12/4/19)

FG ATTEMPTED

Season..... 13, vs. Wisconsin (12/4/19)
ACC..... 12, vs. Georgia Tech (11/5/19)
Career..... 14, vs. USC Upstate (12/22/18)

3FG MADE

Season..... 4, vs. Wisconsin (12/4/19)
ACC..... 2, at Wake Forest (12/7/19)
Career..... 4, vs. Wisconsin (12/4/19)

3FG ATTEMPTED

Season..... 6, vs. Wisconsin (12/4/19)
ACC..... 5, vs. Georgia Tech (11/5/19)
Career..... 6 (2x), last vs. Wisconsin (12/4/19)

FT MADE

Season..... 7, vs. Georgia Tech (11/5/19)
ACC..... 7, vs. Georgia Tech (11/5/19)
Career..... 7, vs. Georgia Tech (11/5/19)

FT ATTEMPTED

Season..... 7, vs. Georgia Tech (11/5/19)
ACC..... 7, vs. Georgia Tech (11/5/19)
Career..... 7 (2x), last vs. Georgia Tech (11/5/19)

ASSISTS

Season..... 6, vs. Little Rock (11/23/19)
ACC..... 2 (3x), last vs. Wake Forest (2/24/19)
Career..... 4, vs. Loyola Maryland (12/28/18)

STEALS

Season..... 4, vs. Little Rock (11/23/19)
ACC..... 2 (2x), last vs. Syracuse (2/13/19)
Career..... 4, vs. Little Rock (11/23/19)

BLOCKS

Season..... 1 (4x), last at Wake Forest (12/7/19)
ACC..... 1 (4x), last at Wake Forest (12/7/19)
Career..... 2, vs. Loyola Maryland (12/28/18)

MINUTES

Season..... 35, vs. Memphis (11/28/19)
ACC..... 32, vs. Georgia Tech (11/5/19)
Career..... 35, vs. Memphis (11/28/19)

MISCELLANEOUS CAREER STATS

Games with 10+ points.....	12
Games with 20+ points.....	1
Games with 10+ rebounds.....	0
Games with 3+ assists.....	1
Games with 2+ steals.....	5
Games with 2+ blocks.....	1
Double-Doubles.....	0
Games led NCSU in points.....	1
Games led NCSU in rebounds.....	2
Games led NCSU in assists.....	0
Games led NCSU in steals.....	3
Games led NCSU in blocks.....	2

HELLEMS' CAREER STATS

Year	GP-GS	Min	Avg	FG-FGA	Pct	3FG-FGA	Pct	FT-FTA	Pct	Off-Def	Tot-Avg	PF-FO	A	TO	Blk	Stl	Pts	Avg
2018-19	36-0	491	13.6	71-184	.386	22-69	.319	27-36	.750	34-57	91-2.5	66-1	24	36	10	13	191	5.3
2019-20	10-8	276	27.6	38-86	.442	12-31	.387	25-31	.806	14-23	37-3.7	25-0	9	13	2	11	113	11.3
TOTALS	46-8	766	16.7	109-270	.404	34-100	.340	52-67	.776	48-80	128-2.8	91-1	33	49	12	24	304	6.6



10 BRAXTON BEVERLY

GUARD • JUNIOR • 6-0 • 180 LBS.
HAZARD, KY.
HARGRAVE MILITARY ACADEMY

SEASON STATS



NOTING BEVERLY

- Shooting a red-hot 78% (7-for-9) from beyond the arc in the last two contests.
- Found his stroke at Wake Forest, hitting all four attempts from long range.
- Has shot an impressive 66.7% from the field (12-for-18) in the last three contests.
- Posted career-high 23 points in NC State's win over Detroit Mercy on 11/10. Shot 6-of-9 from three-point range.
- Has knocked down three or more three-pointers in 29 of 72 games played in his collegiate career.
- Talled what was then a career-best 21 points, including 5-of-7 shooting from behind the arc, against North Carolina in 2018-19.
- Matched career high with a team-leading 21 points against Syracuse on 4-of-8 shooting from three-point range.
- Led the Pack with 19 points against Louisville, on 5-of-8 shooting from distance. Was also the Pack's leading scorer with 17 points (4-of-5 from three-point range) against North Carolina on 2/5.
- Hit game-winning three-pointer as time expired to beat Clemson on 1/26.
- His 3.27 assist-to-turnover ratio in 2017-18 season was the best ratio in ACC history for a freshman in the conference, seventh-highest mark by an ACC player in a single season, and third-best single season mark in program history.

2019-20 GAME-BY-GAME STATS

Date	Opponent	ST	MIN	FG-FGA	Pct.	3FG-FGA	Pct.	FT-FTA	Pct.	O-D-T	PF	A	TO	BLK	STL	PTS
11/5	Georgia Tech	*	37	4-13	.308	1-4	.250	2-2	1.000	1-3-4	3	3	0	0	0	11
11/10	Detroit Mercy	*	35	6-9	.667	6-8	.750	2-6	.333	0-2-2	4	3	2	0	0	23
11/13	FIU	*	26	2-7	.286	0-4	.000	3-5	.600	0-1-1	1	3	2	0	0	7
11/16	St. Francis Brooklyn	*	34	2-5	.400	2-4	.500	0-0	.000	1-3-4	2	2	2	0	0	6
11/19	Alcorn State	*	18	2-7	.286	2-7	.286	0-0	.000	0-2-2	1	2	0	0	1	6
11/23	Little Rock	*	28	2-6	.333	2-5	.400	0-0	.000	0-4-4	1	1	1	0	1	6
11/28	vs. Memphis	*	27	1-3	.333	1-3	.333	2-2	1.000	0-1-1	1	1	1	0	0	5
12/4	Wisconsin	*	28	4-6	.667	0-2	.000	0-0	.000	0-1-1	0	1	0	0	1	8
12/7	at Wake Forest	*	25	5-6	.833	4-4	1.000	1-2	.500	0-0-0	3	0	3	0	1	15
12/15	at UNCG	*	33	3-6	.500	3-5	.600	0-0	.000	0-2-2	1	2	2	0	0	9

BEVERLY'S SINGLE-GAME BESTS

POINTS

Season.....23, vs. Detroit Mercy (11/10/19)
ACC.....21 (2x), last vs. Syracuse (2/13/19)
Career.....23, vs. Detroit Mercy (11/10/19)

REBOUNDS

Season.....4 (3x), last vs. Little Rock (11/23/19)
ACC.....5 (2x), last at Boston College (3/9/19)
Career.....5 (2x), last at Boston College (3/9/19)

FG MADE

Season.....6, vs. Detroit Mercy (11/10/19)
ACC.....8, vs. North Carolina (1/8/19)
Career.....8, vs. North Carolina (1/8/19)

FG ATTEMPTED

Season.....13, vs. Georgia Tech (11/5/19)
ACC.....14 (2x), last vs. North Carolina (1/24/19)
Career.....14 (2x), last vs. North Carolina (1/8/19)

3FG MADE

Season.....6, vs. Detroit Mercy (11/10/19)
ACC.....5 (4x), last at Pittsburgh (2/9/19)
Career.....6, vs. Detroit Mercy (11/10/19)

3FG ATTEMPTED

Season.....8, vs. Detroit Mercy (11/10/19)
ACC.....14, at Pittsburgh (1/24/19)
Career.....14, at Pittsburgh (1/24/19)

FT MADE

Season.....3, vs. FIU (11/13/19)
ACC.....9, vs. Syracuse (2/13/19)
Career.....9, vs. Syracuse (2/13/19)

FT ATTEMPTED

Season.....5 (2x), last vs. FIU (11/13/19)
ACC.....9, vs. Syracuse (2/13/19)
Career.....9 (2x), last vs. Syracuse (2/13/19)

ASSISTS

Season.....3 (3x), last vs. FIU (11/13/19)
ACC.....9, vs. Wake Forest (1/18/18)
Career.....11, vs. Jacksonville (12/22/17)

STEALS

Season.....1 (3x), last vs. Wisconsin (12/4/19)
ACC.....3 (2x), last vs. Pittsburgh (1/12/19)
Career.....3 (3x), last vs. Pittsburgh (1/12/19)

BLOCKS

Season.....1, at Wake Forest (12/7/19)
ACC.....1, at Wake Forest (12/7/19)
Career.....1 (2x), last at Wake Forest (12/7/19)

MINUTES

Season.....37, vs. Georgia Tech (11/5/19)
ACC.....42, vs. Boston College (2/20/19)
Career.....42, vs. Boston College (2/20/19)

MISCELLANEOUS CAREER STATS

Games with 10+ points.....	31
Games with 20+ points.....	4
Games with 10+ rebounds.....	0
Games with 3+ assists.....	38
Games with 2+ steals.....	15
Games with 2+ blocks.....	0
Double-Doubles.....	1
Games led NCSU in points.....	7
Games led NCSU in rebounds.....	0
Games led NCSU in assists.....	21
Games led NCSU in steals.....	12
Games led NCSU in blocks.....	0

BEVERLY'S CAREER STATS

Year	GP-GS	Min	Avg	FG-FGA	Pct	3FG-FGA	Pct	FT-FTA	Pct	Off-Def	Tot-Avg	PF-FO	A	TO	Blk	Stl	Pts	Avg
2017-18	31-26	1003	32.4	97-248	.391	60-156	.385	40-49	.816	18-57	75-2.4	83-1	121	37	0	30	294	9.5
2018-19	35-29	1034	29.5	107-295	.363	76-219	.347	39-54	.722	8-50	58-1.7	68-0	88	41	1	30	329	9.4
2019-20	10-10	290	29.0	31-68	.456	21-46	.457	13-16	.813	2-19	21-2.1	17-0	18	13	0	4	96	9.6
TOTALS	76-65	2327	30.6	235-611	.385	157-421	.373	92-119	.773	28-126	154-2.0	168-1	227	91	1	64	719	9.5



MARKELL JOHNSON

GUARD • SENIOR • 6-1 • 175 LBS.
CLEVELAND, OHIO
EAST TECH

SEASON STATS



NOTING JOHNSON

- Hit the game-winner with one second left at UNCG.
- Scored season-best 22 points to lead the Pack in scoring against Memphis on 11/28. Also led the team with six assists, three steals and five rebounds in that outing.
- Averaging 16.8 PPG in the last four contests.
- 2:1 assist-to-turnover ratio this season.
- Double-figure scoring in his last six contests; eight of 10 games this season.
- Has 453 assists in his career, which ranks sixth in program history.
- Dished out 10 assists in his season debut against Detroit Mercy on 11/10.
- Named to the Preseason All-ACC Team.
- Has a career assist-to-turnover ratio of 2.11, which ranks seventh in program history.
- Tallied his best ACC scoring performance with 25 points - 19 points in the first half - on 9-of-13 shooting against Wake Forest on 2/24.
- Scored a career-high 27 points in win over No. 7 Auburn last season. Scored 19 of 27 points in second half.
- First player in program history to have five straight double-digit assist games (accomplished from Jan. 21 to Feb. 7 in 2017-18).

2019-20 GAME-BY-GAME STATS

Date	Opponent	ST	MIN	FG-FGA	Pct.	3FG-FGA	Pct.	FT-FTA	Pct.	O-D-T	PF	A	TO	BLK	STL	PTS
11/10	Detroit Mercy	*	35	1-8	.125	1-6	.167	0-0	.000	1-6-7	1	10	3	0	0	3
11/13	FIU	*	31	3-14	.214	1-7	.143	3-4	.750	1-2-3	2	4	2	0	2	10
11/16	St. Francis Brooklyn	*	27	4-13	.308	0-4	.000	1-2	.500	1-2-3	3	9	5	0	3	9
11/19	Alcorn State	*	33	7-14	.500	2-8	.250	0-0	.000	0-4-4	0	8	3	1	2	16
11/23	Little Rock	*	23	5-9	.556	2-5	.400	0-0	.000	0-3-3	4	3	4	0	1	12
11/28	vs. Memphis	*	39	9-17	.529	2-6	.333	2-4	.500	1-4-5	2	6	1	3	0	22
12/4	Wisconsin	*	36	5-15	.333	2-6	.333	0-0	.000	0-4-4	1	2	2	0	2	12
12/7	at Wake Forest	*	38	4-7	.571	2-3	.666	4-4	1.000	0-3-3	3	7	4	0	2	14
12/15	at UNCG	*	30	8-16	.500	3-10	.300	0-0	.000	0-2-2	2	7	3	0	2	19

JOHNSON'S SINGLE-GAME BESTS

POINTS

Season..... 22, vs. Memphis (11/28/19)
ACC..... 25, vs. Wake Forest (2/24/19)
Career..... 27, vs. Auburn (12/19/18)

REBOUNDS

Season..... 7, vs. Detroit Mercy (11/10/19)
ACC..... 7, at Pittsburgh (1/24/18)
Career..... 7 (3x), last vs. Detroit Mercy (11/10/19)

FG MADE

Season..... 9, vs. Memphis (11/28/19)
ACC..... 9, vs. Wake Forest (2/24/19)
Career..... 9 (5x), last vs. Memphis (11/28/19)

FG ATTEMPTED

Season..... 17, vs. Memphis (11/28/19)
ACC..... 17, vs. Clemson (3/13/19)
Career..... 17 (3x), last vs. Memphis (11/28/19)

3FG MADE

Season..... 3, at UNCG (12/15/19)
ACC..... 6, vs. Wake Forest (2/24/19)
Career..... 6, vs. Wake Forest (2/24/19)

3FG ATTEMPTED

Season..... 10, at UNCG (12/15/19)
ACC..... 10 (2x), last at UNCG (12/15/19)
Career..... 10 (2x), last at UNCG (12/15/19)

FT MADE

Season..... 4, at Wake Forest (12/7/19)
ACC..... 6, vs. Virginia (1/29/19)
Career..... 6, vs. Virginia (1/29/19)

FT ATTEMPTED

Season..... 4 (3x), last at Wake Forest (12/7/19)
ACC..... 9, at Wake Forest (2/17/18)
Career..... 9 (2x), last at Wake Forest (2/17/18)

ASSISTS

Season..... 10, vs. Detroit Mercy (11/10/19)
ACC..... 14, vs. Miami (1/21/18)
Career..... 14, vs. Miami (1/21/18)

STEALS

Season..... 3 (2x), last vs. Memphis (11/28/19)
ACC..... 4, last vs. North Carolina (1/8/19)
Career..... 4 (6x), last vs. North Carolina (1/8/19)

BLOCKS

Season..... 1, vs. Alcorn State (11/19/19)
ACC..... 1 (9x), last at Boston College (3/9/19)
Career..... 2 (2x), last vs. Arizona (11/22/17)

MINUTES

Season..... 39, vs. Memphis (11/28/19)
ACC..... 39, at North Carolina (1/27/18)
Career..... 39 (2x), last vs. Memphis (11/28/19)

MISCELLANEOUS CAREER STATS

Games with 10+ points..... 43
Games with 20+ points 8
Games with 10+ rebounds..... 0
Games with 3+ assists..... 72
Games with 2+ steals 30
Games with 2+ blocks..... 2
Double-Doubles.....
Games led NCSU in points..... 13
Games led NCSU in rebounds..... 4
Games led NCSU in assists..... 57
Games led NCSU in steals..... 31
Games led NCSU in blocks 7

JOHNSON'S CAREER STATS

Year	GP-GS	Min	Avg	FG-FGA	Pct	3FG-FGA	Pct	FT-FTA	Pct	Off-Def	Tot-Avg	PF-FO	A	TO	Blk	Stl	Pts	Avg
2016-17	30-3	611	20.4	46-122	.377	12-48	.250	15-26	.577	15-34	49-1.6	56-2	68	32	10	26	119	4.0
2017-18	26-24	756	29.1	81-176	.460	27-66	.409	42-69	.609	15-73	88-3.4	63-3	190	84	6	44	231	8.9
2018-19	33-30	836	25.3	144-295	.488	68-161	.422	59-79	.747	23-64	87-2.6	68-0	139	72	6	35	415	12.6
2019-20	9-9	292	32.5	46-113	.407	15-55	.273	10-14	.714	4-30	34-3.8	18-0	56	27	1	17	117	13.0
TOTALS	98-66	2493	25.4	317-706	.449	122-330	.370	126-188	.670	57-201	258-2.6	205-5	453	215	23	122	882	9.0



13 C.J. BRYCE

GUARD • SENIOR • 6-5 • 210 LBS.
 CHARLOTTE, N.C.
 NORTH MECKLENBURG (UNC WILMINGTON)

SEASON STATS



NOTING BRYCE

- Posted two double-doubles on the season. His 24 points (11-for-17 shooting) against Georgia Tech on 11/5 were the most in his NC State career, and his 11 rebounds against Georgia Tech and against St. Francis Brooklyn on 11/16 tied his career highs.
- Led the team in scoring in five games this season.
- Has five steals in the last two games combined.
- Shooting 56% (18-for-32) from the field in the last three games, including 50% (4-for-8) from long range.
- Led the team in scoring at Wake Forest (18 pts.) and rebounds (7).
- Shot 60% or better from the field in six of 10 games this season.
- Has hit the 20+ point mark twice in the early stages of the 2019-20 season after only having two games of 20 or more points in 36 outings in 2018-19.
- Played for Keatts for two seasons at UNCW where he was a First Team All-CAA selection, averaged a team-best 17.4 points, and was named CAA Tournament MVP after leading Seahawks to second consecutive tournament title. Sat out 2017-18 season as a transfer.

2019-20 GAME-BY-GAME STATS

Date	Opponent	ST	MIN	FG-FGA	Pct.	3FG-FGA	Pct.	FT-FTA	Pct.	O-D-T	PF	A	TO	BLK	STL	PTS
11/5	Georgia Tech	*	44	11-17	.647	0-1	.000	2-2	1.000	4-7-11	2	2	7	0	1	24
11/10	Detroit Mercy	*	28	8-11	.727	1-3	.333	2-2	1.000	2-3-5	2	4	2	0	3	19
11/13	FIU	*	36	6-13	.462	1-2	.500	3-4	.750	2-5-7	1	2	0	3	1	16
11/16	St. Francis Brooklyn	*	29	7-12	.583	0-1	.000	8-10	.800	4-7-11	2	1	0	0	3	22
11/19	Alcorn State	*	31	3-5	.600	0-0	.000	1-1	1.000	2-4-6	1	5	3	0	2	7
11/23	Little Rock	*	34	7-11	.636	1-1	1.000	3-4	.750	1-5-6	2	2	3	0	2	18
11/28	vs. Memphis	*	37	2-12	.167	0-1	.000	3-4	.750	1-4-5	2	7	3	0	1	7
12/4	Wisconsin		32	5-6	.833	1-1	1.000	0-0	.000	1-2-3	2	0	2	0	0	11
12/7	at Wake Forest		29	7-16	.438	1-3	.333	3-5	.600	4-3-7	1	4	2	0	2	18
12/15	at UNCG	*	38	6-10	.600	2-4	.500	3-3	1.000	0-4-4	3	2	4	0	3	17

BRYCE'S SINGLE-GAME BESTS

POINTS
 Season 24, vs. Georgia Tech (11/5/19)
 Conference 28, vs. Towson (2/23/17)
 Career 28, vs. Towson (2/23/17)

REBOUNDS
 Season 11 (2x), last vs. St. Francis Brooklyn (11/16/19)
 Conference 11 (3x), last vs. Georgia Tech (11/5/19)
 Career 11 (5x), last vs. St. Francis Brooklyn (11/16/19)

FG MADE
 Season 11, vs. Georgia Tech (11/5/19)
 Conference 11 (2x), last vs. Georgia Tech (11/5/19)
 Career 11 (2x), last vs. Georgia Tech (11/5/19)

FG ATTEMPTED
 Season 17, vs. Georgia Tech (11/5/19)
 Conference 20, at Elon (12/11/17)
 Career 20 (2x), last vs. Hofstra (3/19/19)

3FG MADE
 Season 2, at UNCG (12/15/19)
 Conference 5, at Notre Dame (1/19/19)
 Career 5, at Notre Dame (1/19/19)

3FG ATTEMPTED
 Season 3, vs. Detroit Mercy (11/10/19)
 Conference 8, at William & Mary (1/28/17)
 Career 8, at William & Mary (1/28/17)

FT MADE
 Season 8, vs. St. Francis Brooklyn (11/16/19)
 Conference 9, vs. William & Mary (1/16/16)
 Career 10, vs. Pfeiffer (12/3/16)

FT ATTEMPTED
 Season 10, vs. St. Francis Brooklyn (11/16/19)
 Conference 12, vs. William & Mary (1/16/16)
 Career 12, vs. William & Mary (1/16/16)

ASSISTS
 Season 5, vs. Alcorn State (11/19/19)
 Conference 7, at Drexel (1/5/17)
 Career 7 (2x), last at Drexel (1/5/17)

STEALS
 Season 3 (3x), last at UNCG (12/15/19)
 Conference 3 (4x), last at Boston College (3/9/19)
 Career 4 (3x), last vs. UNC Asheville (11/13/18)

BLOCKS
 Season 1, vs. Memphis (11/28/19)
 Conference 2, vs. Syracuse (2/13/19)
 Career 3 (2x), last vs. Loyola Maryland (12/18/18)

MINUTES
 Season 44, vs. Georgia Tech (11/5/19)
 Conference 44, vs. Georgia Tech (11/5/19)
 Career 44, vs. Georgia Tech (11/5/19)

MISCELLANEOUS CAREER STATS

Games with 10+ points.....	77
Games with 20+ points.....	18
Games with 10+ rebounds.....	7
Games with 3+ assists.....	36
Games with 2+ steals.....	36
Games with 2+ blocks.....	5
Double-Doubles.....	7
Games led NCSU in points.....	10
Games led NCSU in rebounds.....	12
Games led NCSU in assists.....	5
Games led NCSU in steals.....	11
Games led NCSU in blocks.....	4

BRYCE'S CAREER STATS

Year	GP-GS	Min	Avg	FG-FGA	Pct	3FG-FGA	Pct	FT-FTA	Pct	Off-Def	Tot-Avg	PF-FO	A	TO	Blk	Stl	Pts	Avg
2015-16 (at UNCW)	32-30	733	22.9	118-223	.529	13-30	.433	68-107	.636	37-92	129-4.0	86-1	23	54	2	31	317	9.9
2016-17 (at UNCW)	35-35	1199	34.3	231-477	.484	42-127	.331	104-153	.680	60-129	189-5.4	80-2	104	66	7	33	608	17.4
2018-19	36-35	979	27.2	155-331	.468	38-110	.345	68-90	.756	57-110	167-4.6	62-1	63	53	15	40	416	11.6
2019-20	10-8	338	33.8	62-113	.549	7-17	.412	28-35	.800	21-44	65-6.5	18-0	25	26	1	18	159	15.9
TOTALS	113-108	3249	28.8	566-1144	.495	100-284	.352	268-385	.696	175-375	550-4.9	246-4	215	199	25	122	1500	13.3



15 MANNY BATES

FORWARD • FRESHMAN • 6-11 • 230 LBS.
 FAYETTEVILLE, N.C.
 NORTHWOOD TEMPLE ACADEMY

SEASON STATS



NOTING BATES

- Made NC State debut in the Pack's game against Georgia Tech after missing the 2018-19 season due to an injury.
- Has recorded 3+ blocks in seven contests this season.
- Ranks seventh in the nation with 3.4 blocks per game, and second in the ACC behind only James Banks, III (Georgia Tech, 3.88)
- Recorded his first perfect game from the charity stripe at UNCG (3-for-3).
- Shot above 60% from the field in six games this season.
- Has 34 blocks on the season, including five against Georgia Tech (11/5) and seven against Detroit Mercy (11/10). Became the first NC State player since the 2014-15 season to have back-to-back games with five or more blocks.
- Recorded multiple blocks in all 10 games this season.
- Scored in double figures in back-to-back games. Finished with 12 points (5-of-8 shooting) in the Pack's win against St. Francis Brooklyn on 11/16.
- Consensus four-star recruit and ranked as the No. 78 overall player in his class by ESPN.
- McDonald's All-American nominee and Under Armour All-American nominee.
- Led Northwood Temple academy to NCISAA IA State semifinals during his junior year of high school

2019-20 GAME-BY-GAME STATS

Date	Opponent	ST	MIN	FG-FGA	Pct.	3FG-FGA	Pct.	FT-FTA	Pct.	O-D-T	PF	A	TO	BLK	STL	PTS
11/5	Georgia Tech	*	33	1-7	.143	0-0	.000	0-0	.000	1-4-5	2	0	3	5	0	2
11/10	Detroit Mercy	*	21	3-5	.600	0-0	.000	2-6	.333	0-2-2	3	1	1	7	0	8
11/13	FIU	*	19	5-6	.833	0-0	.000	0-0	.000	5-1-6	4	1	0	2	0	10
11/16	St. Francis Brooklyn	*	18	5-8	.625	0-0	.000	2-3	.667	1-2-3	1	0	0	2	0	12
11/19	Alcorn State	*	14	2-3	.667	0-0	.000	0-0	.000	1-5-6	2	0	2	3	0	4
11/23	Little Rock	*	18	3-6	.500	0-0	.000	2-3	.667	1-3-4	1	0	1	3	0	8
11/28	vs. Memphis	*	12	3-3	1.000	0-0	.000	0-0	.000	2-0-2	4	1	1	2	2	6
12/4	Wisconsin	*	20	1-3	.333	0-0	.000	0-1	.000	1-3-4	1	1	0	3	0	2
12/7	at Wake Forest	*	17	4-4	1.000	0-0	.000	0-0	.000	1-2-3	5	0	0	4	0	8
12/15	at UNCG	*	27	1-3	.333	0-0	.000	3-3	1.000	0-1-1	1	0	0	3	1	5

BATES' SINGLE-GAME BESTS

POINTS

Season/Career 12, vs. St. Francis Brooklyn (11/16/19)
 ACC..... 2, vs. Georgia Tech (11/5/19)

REBOUNDS

Season/Career 6 (2x), last vs. Alcorn State (11/19/19)
 ACC..... 5, vs. Georgia Tech (11/5/19)

FG MADE

Season/Career ... 5 (2x), last vs. St. Francis Brooklyn (11/16/19)
 ACC..... 4, at Wake Forest (12/7/19)

FG ATTEMPTED

Season/Career 8, vs. St. Francis Brooklyn (11/16/19)
 ACC..... 7, vs. Georgia Tech (11/5/19)

3FG MADE

Season/Career
 ACC.....

3FG ATTEMPTED

Season/Career
 ACC.....

FT MADE

Season/Career 3, at UNCG (12/15/19)
 ACC.....

FT ATTEMPTED

Season/Career 6, vs. Detroit Mercy (11/10/19)
 ACC.....

ASSISTS

Season/Career 1 (4x), last vs. Wisconsin (12/4/19)
 ACC.....

STEALS

Season/Career 2, vs. Memphis (11/28/19)
 ACC.....

BLOCKS

Season/Career 7, vs. Detroit Mercy (11/10/19)
 ACC..... 5, vs. Georgia Tech (11/5/19)

MINUTES

Season/Career 33, vs. Georgia Tech (11/5/19)
 ACC..... 33, vs. Georgia Tech (11/5/19)

MISCELLANEOUS CAREER STATS

Games with 10+ points.....	2
Games with 20+ points.....	0
Games with 10+ rebounds.....	0
Games with 3+ assists.....	0
Games with 2+ steals.....	0
Games with 2+ blocks.....	9
Double-Doubles.....	0
Games led NCSU in points.....	0
Games led NCSU in rebounds.....	2
Games led NCSU in assists.....	0
Games led NCSU in steals.....	0
Games led NCSU in blocks.....	9

BATES' CAREER STATS

Year	GP-GS	Min	Avg	FG-FGA	Pct	3FG-FGA	Pct	FT-FTA	Pct	Off-Def	Tot-Avg	PF-FO	A	TO	Blk	Stl	Pts	Avg
2019-20	10-10	197	19.7	28-48	.583	0-0	.000	9-16	.563	13-23	36-3.6	24-1	4	8	34	3	65	6.5



21 DANNY DIXON

FORWARD • GRADUATE • 6-10 • 230 LBS.
GROSSE POINTE PARK, MICH.
GROSSE POINTE PARK SOUTH (UMKC)

SEASON STATS



NOTING DIXON

- Made NC State debut in the Pack's game against Georgia Tech after spending last season at UMKC.
- Played in all 32 games for UMKC in 2018-19. Averaged 7.5 points and 3.6 rebounds in 2018-19.
- Scored a season-high 16 points against Utah Valley on 2/23 with 50 percent shooting from field goal range and 100% from behind the arc.
- Father, Jim Dixon, played collegiate basketball at Northern Illinois.
- 2014 McDonald's All-American nominee at Grosse Pointe High School.

2019-20 GAME-BY-GAME STATS

Date	Opponent	ST	MIN	FG-FGA	Pct.	3FG-FGA	Pct.	FT-FTA	Pct.	O-D-T	PF	A	TO	BLK	STL	PTS
11/5	Georgia Tech		6	1-2	.500	0-0	.000	2-3	.667	0-0-0	2	0	0	0	0	4
11/10	Detroit Mercy		5	0-0	.000	0-0	.000	0-0	.000	0-1-1	0	0	0	0	0	0
11/28	vs. Memphis		4	0-1	.000	0-0	.000	0-0	.000	0-0-0	1	0	0	0	0	0

DIXON'S SINGLE-GAME BESTS

POINTS

Season.....4, vs. Georgia Tech (11/5/19)
Conference.....16, at Utah Valley (2/23/19)
Career.....16, at Utah Valley (2/23/19)

REBOUNDS

Season.....2, vs. Georgia Tech (11/5/19)
Conference.....7, at UTRGV (2/23/19)
Career.....12, at Eastern Washington (11/17/18)

FG MADE

Season.....1, vs. Georgia Tech (11/5/19)
Conference.....5, at Utah Valley (2/23/19)
Career.....7 (2x), last at South Dakota (12/8/18)

FG ATTEMPTED

Season.....2, vs. Georgia Tech (11/5/19)
Conference.....10, at Utah Valley (2/23/19)
Career.....12 (2x), last at Fort Wayne (12/1/18)

3FG MADE

Season.....0
Conference.....2, at Utah Valley (2/23/19)
Career.....2, at Utah Valley (2/23/19)

3FG ATTEMPTED

Season.....0
Conference.....3, at New Mexico State (1/31/19)
Career.....3, at New Mexico State (1/31/19)

FT MADE

Season.....2, vs. Georgia Tech (11/5/19)
Conference.....5, at Grand Canyon (2/14/19)
Career.....5, at Grand Canyon (2/14/19)

FT ATTEMPTED

Season.....3, vs. Georgia Tech (11/5/19)
Conference.....6, at UTRGV (2/2/19)
Career.....6, at UTRGV (2/2/19)

ASSISTS

Season.....1, vs. Georgia Tech (11/5/19)
Conference.....3, at LSU (1/3/18)
Career.....3, at LSU (1/3/18)

STEALS

Season.....0
Conference.....1 (4x), last vs. New Mexico State (1/31/19)
Career.....3, vs. Milwaukee (12/13/18)

BLOCKS

Season.....0
Conference.....1 (5x), last vs. UTRGV (3/2/19)
Career.....2 (2x), last vs. Avila (11/24/18)

MINUTES

Season.....6, vs. Georgia Tech (11/5/19)
Conference.....31, vs. Grand Canyon (2/14/19)
Career.....31, vs. Grand Canyon (2/14/19)

MISCELLANEOUS CAREER STATS

Games with 10+ points.....	11
Games with 20+ points.....	0
Games with 10+ rebounds.....	2
Games with 3+ assists.....	0
Games with 2+ steals.....	1
Games with 2+ blocks.....	2
Double-Doubles.....	1
Games led NCSU in points.....	0
Games led NCSU in rebounds.....	0
Games led NCSU in assists.....	0
Games led NCSU in steals.....	0
Games led NCSU in blocks.....	0

DIXON'S CAREER STATS

Year	GP-GS	Min	Avg	FG-FGA	Pct	3FG-FGA	Pct	FT-FTA	Pct	Off-Def	Tot-Avg	PF-FO	A	TO	Blk	Stl	Pts	Avg
2015-16 (at George Mason)	25-0	187	7.5	9-23	.3391	0-0	.000	13-20	.650	12-19	31-1.2	26-0	7	9	5	0	31	1.2
2016-17 (at George Mason)	6-0	27	4.5	2-5	.400	0-0	.000	5-7	.714	4-4	8-1.3	3-0	0	3	2	0	9	1.5
2018-19 (at UMKC)	32-16	629	19.7	89-197	.452	7-15	.467	56-78	.718	34-80	114-3.6	73-3	13	36	6	12	241	7.5
2019-20	3-0	16	5.2	1-3	.333	0-0	.000	2-3	.667	1-2	3-1.0	3-0	1	0	0	0	4	1.3
TOTALS	65-16	854	13.1	101-227	.445	7-15	.467	76-108	.704	51-105	156-2.4	104-3	21	48	13	12	285	4.4



24 DEVON DANIELS

GUARD • JUNIOR • 6-5 • 205 LBS.
BATTLE CREEK, MICH.
JUSTIN-SIENA (UTAH)

SEASON STATS



NOTING DANIELS

- Tallied the most points of his Wolfpack career with 23 against Alcorn State on 11/19. Shot 9-of-13 (69.2%) from the field in that game.
- Has not missed a free throw in the past four contests (7-for-7).
- Recorded 2.25 assist-to-turnover ratio in the last three contests combined.
- Has dramatically improved his assist to turnover ratio from last season (0.8:1 → 1.7:1)
- Led the team in rebounds (7) and steals (3) in Pack's win at Wake Forest.
- Only Wolfpack player to score in double figures in each of the first five games of the season.
- Tied for the team lead in assists against Georgia Tech with six, the most in a conference game in his career.
- Posted first double-double of Wolfpack career in win against Boston College in 2018-19 season. Led the team in points (19), rebounds (11), steals (5) and assists (4).
- Shot 57.1 percent from the field as a freshman at Utah in 2016-17, second highest FG% of any freshman in the Pac-12 and eighth-best overall.

2019-20 GAME-BY-GAME STATS

Date	Opponent	ST	MIN	FG-FGA	Pct.	3FG-FGA	Pct.	FT-FTA	Pct.	O-D-T	PF	A	TO	BLK	STL	PTS
11/5	Georgia Tech	*	34	4-14	.286	1-1	1.000	3-4	.750	1-2-3	5	6	1	0	3	12
11/10	Detroit Mercy		24	5-12	.417	1-4	.250	3-4	.750	0-5-5	3	2	1	0	2	14
11/13	FIU		27	7-12	.583	0-1	.000	0-0	.000	1-1-2	1	1	3	0	0	14
11/16	St. Francis Brooklyn		29	6-11	.545	0-1	.000	1-2	.500	0-3-3	3	3	2	0	2	13
11/19	Alcorn State		31	9-13	.692	2-3	.667	3-3	1.000	1-4-5	2	2	1	0	2	23
11/23	Little Rock		27	4-6	.667	0-2	.000	1-4	.250	2-2-4	5	1	2	1	1	9
11/28	vs. Memphis		19	1-3	.333	0-2	.000	2-2	1.000	1-1-2	0	1	1	0	0	4
12/4	Wisconsin	*	25	2-5	.400	0-1	.000	2-2	1.000	0-4-4	2	2	0	0	1	6
12/7	at Wake Forest	*	33	4-10	.400	2-4	.500	2-2	1.000	2-5-7	3	4	3	0	3	12
12/15	at UNCG		19	3-4	.750	0-1	.000	1-1	1.000	0-4-4	3	3	1	2	1	7

DANIELS' SINGLE-GAME BESTS

POINTS
Season 23, vs. Alcorn State (11/19/19)
Conference 24, at Washington (1/21/17)
Career 24, at Washington (1/21/17)

REBOUNDS
Season 5 (2x), last vs. Alcorn State (11/19/19)
Conference 11, vs. Boston College (2/20/19)
Career 11 (2x), vs. Boston College (2/20/19)

FG MADE
Season 9, vs. Alcorn State (11/19/19)
Conference 10, at Washington (1/21/17)
Career 10, at Washington (1/21/17)

FG ATTEMPTED
Season 14, vs. Georgia Tech (11/5/19)
Conference 18, vs. Boston College (2/20/19)
Career 18, vs. Boston College (2/20/19)

3FG MADE
Season 2, vs. Alcorn State (11/19/19)
Conference 3 (3x), last vs. Georgia Tech (3/6/19)
Career 3 (4x), last vs. Georgia Tech (3/6/19)

3FG ATTEMPTED
Season 4 (2x), last at Wake Forest (12/7/19)
Conference 8, vs. Georgia Tech (3/6/19)
Career 8, vs. Georgia Tech (3/6/19)

FT MADE
Season 3 (3x), last vs. Alcorn State (11/19/19)
Conference 4 (3x), last at Notre Dame (1/19/19)
Career 8, vs. Stephen F. Austin (12/25/16)

FT ATTEMPTED
Season 4 (3x), last vs. Little Rock (11/23/19)
Conference 6, vs. Oregon State (1/28/17)
Career 10, vs. Stephen F. Austin (12/25/16)

ASSISTS
Season 6, vs. Georgia Tech (11/5/19)
Conference 6, vs. Georgia Tech (11/5/19)
Career 7, vs. Loyola Maryland (12/28/18)

STEALS
Season 3, at Wake Forest (12/7/19)
Conference 5, vs. Boston College (2/20/19)
Career 5, vs. Boston College (2/20/19)

BLOCKS
Season 2, at UNCG (12/15/19)
Conference 3, at Notre Dame (1/19/19)
Career 3, at Notre Dame (1/19/19)

MINUTES
Season 34, vs. Georgia Tech (11/5/19)
Career 38, vs. UCLA (1/14/17)
Conference 38, vs. UCLA (1/14/17)

MISCELLANEOUS CAREER STATS

Games with 10+ points 37
Games with 20+ points 4
Games with 10+ rebounds 2
Games with 3+ assists 26
Games with 2+ steals 19
Games with 2+ blocks 7
Double-Doubles 2
Games led NCSU in points 5
Games led NCSU in rebounds 10
Games led NCSU in assists 8
Games led NCSU in steals 9
Games led NCSU in blocks 9

DANIELS' CAREER STATS

Year	GP-GS	Min	Avg	FG-FGA	Pct	3FG-FGA	Pct	FT-FTA	Pct	Off-Def	Tot-Avg	PF-FO	A	TO	Blk	Stl	Pts	Avg
2016-17 (at Utah)	29-26	779	26.9	113-198	.571	14-35	.400	46-64	.719	25-108	133-4.6	63-1	78	57	13	25	286	9.9
2018-19	36-13	846	23.5	128-313	.409	37-119	.311	41-62	.661	30-127	157-4.4	83-0	56	66	22	32	334	9.3
2019-20	10-3	267	26.7	45-90	.500	6-20	.300	18-24	.750	8-31	39-3.9	27-2	25	15	3	17	114	11.4
TOTALS	75-42	1892	25.2	286-601	.476	57-174	.328	105-150	.700	63-266	329-4.4	173-3	159	138	38	74	734	9.8



31 PAT ANDREE

FORWARD • GRADUATE • 6-8 • 220 LBS.
COLTS NECK, N.J.
CHRISTIAN BROTHERS ACADEMY (LEHIGH)

SEASON STATS



NOTING ANDREE

- Posted a season-best 15 points in his second start in Wolfpack uniform against UNCG
- Tends to have a hot hand in the first half; has made 14 of his 20 3FG (70%) in the opening 20 minutes of NC State's contests.
- Has recorded five games with at least 3 three-pointers this season (leads team).
- Hit a season-best 5 3-pointers in win at UNCG, opening the game with back-to-back from long range
- Became a career-1,000 pt. scorer in win at UNCG (1,002 pts.)
- Came off the bench and hit four threes in a span of less than three minutes in the first half against FIU on 11/13 to help the Pack dig its way out of an early deficit.
- Made NC State debut in the Pack's season opener against Georgia Tech after spending the first three seasons of his career at Lehigh.
- Tallied 12 points, all in the first half, against the Yellow Jackets on 11/5. Shot a perfect 3-for-3 from behind the arc in the first half.
- Averaged 12.9 points and a team-leading 6.2 rebounds at Lehigh in 2018-19.
- Finished eighth in the Patriot League in three-point percentage (41.9%) and fifth in three pointers made.
- Posted double-digit scoring performances in 22 of 29 games in 2018-19, including a stretch of 14 straight.
- All-time leading scorer in the history of Christian Brothers Academy.

2019-20 GAME-BY-GAME STATS

Date	Opponent	ST	MIN	FG-FGA	Pct.	3FG-FGA	Pct.	FT-FTA	Pct.	O-D-T	PF	A	TO	BLK	STL	PTS
11/5	Georgia Tech	*	36	3-6	.500	3-5	.600	3-3	1.000	2-7-9	3	1	1	0	1	12
11/10	Detroit Mercy		19	3-7	.429	1-4	.250	2-2	1.000	0-2-2	4	0	1	0	0	9
11/13	FIU		15	4-7	.571	4-7	.571	2-2	1.000	1-1-2	1	0	2	0	1	14
11/16	St. Francis Brooklyn		21	1-5	.200	1-3	.333	0-0	.000	0-3-3	3	0	0	0	1	3
11/19	Alcorn State		12	3-7	.429	3-5	.600	0-1	.000	0-3-3	2	0	1	0	0	9
11/23	Little Rock		16	1-5	.200	1-3	.333	3-3	1.000	0-1-1	0	0	0	0	0	6
11/28	vs. Memphis		6	1-2	.500	1-2	.500	0-0	.000	0-0-0	0	0	1	0	1	3
12/4	Wisconsin		13	1-4	.250	1-4	.250	0-0	.000	0-2-2	2	0	0	1	1	3
12/7	at Wake Forest		9	0-2	.000	0-1	.000	0-0	.000	0-3-3	1	0	0	1	1	0
12/15	at UNCG	*	21	5-9	.556	5-8	.625	0-0	.000	0-3-3	2	1	0	0	0	15

ANDREE'S SINGLE-GAME BESTS

POINTS

Season 15, at UNCG (12/15/19)
Conference 24 (2x), last vs. Bucknell (2/5/18)
Career 31, at Monmouth (11/6/18)

REBOUNDS

Season 9, vs. Georgia Tech (11/5/19)
Conference 16, at Boston University (2/16/19)
Career 16, at Boston University (2/16/19)

FG MADE

Season 5, at UNCG (12/15/19)
Conference 10, vs. Saint Francis (Pa.), (12/12/16)
Career 10, vs. Saint Francis (Pa.), (12/12/16)

FG ATTEMPTED

Season 9, at UNCG (12/15/19)
Conference 13, at Loyola Maryland (2/12/18)
Career 16, at West Virginia (12/30/18)

3FG MADE

Season 5, at UNCG (12/15/19)
Conference 10, vs. Saint Francis (Pa.), (12/12/16)
Career 10, vs. Saint Francis (Pa.), (12/12/16)

3FG ATTEMPTED

Season 8, at UNCG (12/15/19)
Conference 12, vs. Saint Francis (Pa.), (12/12/16)
Career 12, vs. Saint Francis (Pa.), (12/12/16)

FT MADE

Season 3 (2x), last vs. Little Rock (11/23/19)
Conference 6 (2x), last vs. Lafayette (1/2/19)
Career 7, at Monmouth (11/6/18)

FT ATTEMPTED

Season 3 (2x), last vs. Little Rock (11/23/19)
Conference 6 (5x), last vs. Army (2/20/18)
Career 10, at Monmouth (11/6/18)

ASSISTS

Season 1 (2x), last at UNCG (12/5/19)
Conference 6, at Navy (1/23/19)
Career 6, at Navy (1/23/19)

STEALS

Season 1 (5x), last at Wake Forst (12/7/19)
Conference 2 (5x), last at Bucknell (3/10/19)
Career 2 (7x), last at Bucknell (3/10/19)

BLOCKS

Season 1 (3x), last at Wake Forest (12/7/19)
Conference 2 (2x), last vs. American (1/14/18)
Career 2 (2x), last vs. American (1/14/18)

MINUTES

Season 36, vs. Georgia Tech (11/5/19)
Conference 43, vs. Bucknell (2/5/18)
Career 43, vs. Bucknell (2/5/18)

MISCELLANEOUS CAREER STATS

Games with 10+ points.....	54
Games with 20+ points.....	7
Games with 10+ rebounds.....	7
Games with 3+ assists.....	10
Games with 2+ steals.....	7
Games with 2+ blocks.....	2
Double-Doubles.....	6
Games led NCSU in points.....	0
Games led NCSU in rebounds.....	0
Games led NCSU in assists.....	0
Games led NCSU in steals.....	0
Games led NCSU in blocks.....	0

ANDREE'S CAREER STATS

Year	GP-GS	Min	Avg	FG-FGA	Pct	3FG-FGA	Pct	FT-FTA	Pct	Off-Def	Tot-Avg	PF-FO	A	TO	Blk	Stl	Pts	Avg
2016-17 (at Lehigh)	27-6	529	19.6	64-159	.403	40-104	.385	8-15	.533	16-88	104-3.9	43-1	17	28	9	7	176	6.5
2017-18 (at Lehigh)	30-29	740	28.0	126-275	.458	79-184	.429	46-54	.852	27-148	175-5.8	69-1	22	29	12	16	377	12.6
2018-19 (at Lehigh)	29-28	845	29.1	128-283	.452	70-167	.419	49-67	.731	21-160	181-6.2	52-0	48	27	5	14	375	12.9
2019-20	10-2	167	16.7	22-54	.407	20-42	.476	10-11	.909	3-25	28-2.8	18-0	2	6	3	5	74	7.4
TOTALS	96-65	2381	24.8	340-771	.441	209-497	.421	113-147	.769	67-421	488-5.1	182-2	89	90	29	42	1002	10.4



2019-20 NC State Men's Basketball Combined Team Statistics All games

Game Records

Record	Overall	Home	Away	Neutral
ALL GAMES	8-2	6-1	2-0	0-1
CONFERENCE	1-1	0-1	1-0	0-0
NON-CONFERENCE	7-1	6-0	1-0	0-1

Score by Periods

Team	1st	2nd	OT	TOT
NC State	403	416	6	825
Opponents	347	352	7	706

Team Box Score

No.	Player				Total		3-Point		F-Throw		Rebounds											
		GP-GS	MIN	AVG	FG-FGA	FG%	3FG-FGA	3FG%	FT-FTA	FT%	OFF	DEF	TOT	AVG	PF	DQ	A	TO	BLK	STL	PTS	AVG
13	BRYCE, C.J.	10-8	337:15	33.7	62-113	.549	7-17	.412	28-35	.800	21	44	65	6.5	18	0	25	26	1	18	159	15.9
11	JOHNSON, Markell	9-9	292:04	32.5	46-113	.407	15-55	.273	10-14	.714	4	30	34	3.8	18	0	56	27	1	17	117	13.0
24	DANIELS, Devon	10-3	266:02	26.6	45-90	.500	6-20	.300	18-24	.750	8	31	39	3.9	27	2	25	15	3	17	114	11.4
4	HELLEMS, Jericole	10-8	275:38	27.6	38-86	.442	12-31	.387	25-31	.806	14	23	37	3.7	25	0	9	13	2	11	113	11.3
0	FUNDERBURK, DJ	8-0	157:54	19.7	30-48	.625	2-5	.400	19-27	.704	16	18	34	4.3	18	1	3	6	5	10	81	10.1
10	BEVERLY, Braxton	10-10	290:38	29.1	31-68	.456	21-46	.457	13-16	.813	2	19	21	2.1	17	0	18	13	0	4	96	9.6
31	DAREE, Pat	10-2	165:00	16.5	22-54	.407	20-42	.476	10-11	.909	3	25	28	2.8	18	0	2	6	3	5	74	7.4
15	BATES, Manny	10-10	198:04	19.8	28-48	.583	0-0	.000	9-16	.563	13	23	36	3.6	24	1	4	8	34	3	65	6.5
21	DIXON, Danny	3-0	15:35	5.2	1-3	.333	0-0	.000	2-3	.667	1	2	3	1.0	3	0	1	0	0	0	4	1.3
3	TAYLOR, AJ	1-0	02:47	2.8	0-1	.000	0-0	.000	1-2	.500	1	1	2	2.0	0	0	0	1	1	0	1	1.0
22	FARTHING, Max	5-0	14:32	2.9	0-4	.000	0-4	.000	1-2	.500	2	3	5	1.0	1	0	0	0	0	0	1	0.2
2	GRAHAM, Chase	5-0	09:31	1.9	0-2	.000	0-1	.000	0-1	.000	0	0	0	0.0	0	0	0	1	0	0	0	0.0
Team											15	24	39				2					
Total		10	2025		303-630	.481	83-221	.376	136-182	.747	100	243	343	34.3	169	4	143	118	50	85	825	82.5
Opponents		10	2025		255-582	.438	69-190	.363	127-185	.686	109	249	358	35.8	166	-	114	162	44	61	706	70.6

Team Statistics

	NCSU	OPP
Scoring	825	706
Points per game	82.5	70.6
Scoring margin	+11.9	-
Field goals-att	303-630	255-582
Field goal pct	.481	.438
3 point fg-att	83-221	69-190
3-point FG pct	.376	.363
3-pt FG made per game	8.3	6.9
Free throws-att	136-182	127-185
Free throw pct	.747	.686
F-Throws made per game	13.6	12.7
Rebounds	343	358
Rebounds per game	34.3	35.8
Rebounding margin	-1.5	-
Assists	143	114
Assists per game	14.3	11.4
Turnovers	118	162
Turnovers per game	11.8	16.2
Turnover margin	+4.4	-
Assist/turnover ratio	1.2	0.7
Steals	85	61
Steals per game	8.5	6.1
Blocks	50	44
Blocks per game	5.0	4.4
Winning streak	3	-
Home win streak	6	-
Attendance	84098	13587
Home games-Avg/Game	7-12014	2-6794
Neutral site-Avg/Game	-	1-1778

Team Results

Date	Opponent		Score	Att.
11/05/2019	Georgia Tech	L	81-82	17133
11/10/2019	Detroit Mercy	W	84-65	13430
11/13/2019	FIU	W	86-77	14024
11/16/2019	St. Francis Brooklyn	W	95-64	4774
11/19/2019	Alcorn	W	87-64	4624
11/23/2019	Little Rock	W	74-58	14078
11/28/2019	vs Memphis	L	78-83	1778
12/04/2019	Wisconsin	W	69-54	16035
12/07/2019	at Wake Forest	W	91-82	6118
12/15/2019	at UNC Greensboro	W	80-77	7469



NC STATE MEN'S BASKETBALL

2019-20 ROSTER



0 DJ FUNDERBURK
6-10 / 225 / F / R-JR
Cleveland, OH




1 DEREON SEABRON
6-7 / 180 / G / FR
Norfolk, VA



2 CHASE GRAHAM
6-1 / 170 / G / FR
Raleigh, NC



3 A.J. TAYLOR
6-6 / 205 / F / R-SO
Davenport, IA



4 JERICOLE HELLEMS
6-7 / 205 / F / SO
St. Louis, MO



5 THOMAS ALLEN
6-1 / 180 / G / JR
Raleigh, NC



10 BRAXTON BEVERLY
6-0 / 180 / G / JR
Hazard, KY



11 MARKELL JOHNSON
6-1 / 175 / G / SR
Cleveland, OH



13 C.J. BRYCE
6-5 / 210 / G / R-SR
Charlotte, NC



15 MANNY BATES
6-11 / 230 / F / R-FR
Fayetteville NC



21 DANNY DIXON
6-10 / 230 / F / GR
Gross Pointe Park, MI



22 MAX FARTHING
6-7 / 205 / G / FR
Raleigh, NC



24 DEVON DANIELS
6-5 / 205 / G / R-JR
Battle Creek, MI



31 PAT ANDREE
6-8 / 220 / F / GR
Colts Neck, NJ



KEVIN KEATTS
Third Season