



UAB Women's Basketball

WBB Contact: Katie Moseley | kmose@uab.edu | (615) 720-0970 | @UAB_WBB

2019-20 Schedule & Results

Overall: 1-2 | C-USA: 0-0

Home: 1-0 | Away: 0-1 | Neutral: 0-0

OCTOBER

Date	Opponent	Time
29	Miles College (Exh.)	W, 92-69

NOVEMBER

Date	Opponent	Time
8	South Alabama!	W, 77-61
10	at Oklahoma!	L, 75-82
15	Boise State!	L, 81-83
21	Auburn (ESPN +)	6 p.m.
24	McNeese State	2 p.m.
27	UAH	6 p.m.

DECEMBER

Date	Opponent	Time
3	Samford	6 p.m.
8	at Memphis	2 p.m.
15	at Alcorn State	2 p.m.
20	vs. Colorado (1)	1 p.m.
21	vs. Texas Southern (1)	1 p.m.
29	Tuskegee	2 p.m.

JANUARY

Date	Opponent	Time
2	Charlotte*	6 p.m.
4	Old Dominion*	2 p.m.
9	at WKU*	11 a.m.
11	at Marshall* (ESPN +)	12 p.m.
16	FIU*	6 p.m.
18	Florida Atlantic*	2 p.m.
23	at Southern Miss* (ESPN +)	6 p.m.
25	at Louisiana Tech*	2 p.m.
30	UTSA*	11 a.m.

FEBRUARY

Date	Opponent	Time
1	UTEP*	2 p.m.
6	at Rice*	7 p.m.
8	at North Texas*	2 p.m.
15	Middle Tennessee* (ESPN +)	2 p.m.
20	at Middle Tennessee*	6:30 p.m.
22	TBD*^	TBD
26	TBD*^	TBD
29	TBD*^	TBD

MARCH

Date	Opponent	Time
5	TBD*^	TBD
7	TBD*^	TBD
11-14	C-USA Tournament (3)	TBD

* - Denote C-USA Game | Home games listed in **BOLD** | All time listed central | 1 - Tulane Classic (New Orleans, La.) | ^ - Denote C-USA Bonus Play | 3 - Frisco, Texas

Game

4

UAB Blazers (1-2, 0-0 C-USA)

vs. Auburn Tigers (1-1, 0-0 SEC)

THUR, NOV. 21 | 6 P.M. | BARTOW ARENA | BIRMINGHAM, ALA.

UAB BLAZERS



BroadcastESPN+
Radio
WatchESPN+
Live StatsUABSports.com
TicketsUABSports.com
 Bartow Arena Box Office

Head Coach Randy Norton
Record at UAB 118-75/Seventh Season
Career Record Same
Points Leader Barnes, 19.7
Rebounds Leader Vendrell, 11.3
Assists Leader Barnes, 15
Steals Leader Barnes, 5

AUBURN TIGERS



Series Auburn, 29-4
Current Win Streak AU, 17
Longest Win Streak AU, 17
Largest UAB Win 10, (12/6/80)
Last Meeting AU 85-71 (11/13/15)
Norton vs. Auburn 0-1

Head Coach Terri Williams-Flournoy
Record at Auburn 125-102/Eighth Season
Career Record 268-206
Points Leader Alexander, 19.5
Rebounds Leader Thompson, 11.3
Assists Leader Hughes, 5
Steals Leader Alexander, 6

PROJECTED STARTING FIVE




BARNES

PPG: 19.7
 RPG: 4.3
 AST: 15
 STL: 5
 MIN/GM: 35.3



CHILDRESS

PPG: 16.0
 RPG: 5.3
 AST: 4
 STL: 0
 MIN/GM: 33.0




MAGEE

PPG: 11.3
 RPG: 3.0
 AST: 6
 STL: 1
 MIN/GM: 31.3



VENDRELL

PPG: 6.0
 RPG: 11.3
 AST: 10
 STL: 3
 MIN/GM: 29.0



JOHNSON

PPG: 11.3
 RPG: 5.3
 AST: 3
 STL: 0
 MIN/GM: 20.0

BLAZER BITS

- UAB has recorded back-to-back 25+ win seasons.
- The Blazers were picked to finish fourth in Conference USA, the Green and Gold finished second a season ago.
- UAB returns four starters and seven lettermen while adding four newcomers this season.
- Rachael Childress and Miyah Barnes were tabbed to the Preseason All-C-USA team. Both players were All-Conference selections a season ago.
- Childress is the NCAA's active career leader in three-point field goals made and Barnes was named to the Nancy Lieberman Watch List for the top point guard in the country.
- Head coach Randy Norton ranks third all-time in wins at UAB with 117 over six seasons.
- UAB advanced to the postseason for the 10th time in program history last year advancing to the second round of the WNIT for the second consecutive season.

CONFERENCE CORNER

Team	2019-20 C-USA Standings	
	C-USA	Overall
Charlotte	0-0	4-0
UTEP	0-0	3-0
Louisiana Tech	0-0	2-0
Old Dominion	0-0	2-0
Southern Miss	0-0	3-1
WKU	0-0	3-1
UTSA	0-0	3-1
Marshall	0-0	2-1
Middle Tennessee	0-0	2-1
Rice	0-0	2-2
Florida Atlantic	0-0	1-2
North Texas	0-0	1-2
FIU	0-0	1-2
UAB	0-0	1-2



GENERAL INFORMATION

Location Birmingham, Ala.
 Founded 1969
 Enrollment 22,080
 President..... Dr. Ray Watts
 Athletics Director.....Mark Ingram
 Nickname Blazers
 Colors..... Forest Green and Old Gold
 Conference..... Conference USA

BASKETBALL HISTORY

First Season 1978-79
 All-Time Record 654-570
 NCAA Tournament Appearances 2
 Last 2000, Sweet 16
 WNIT Appearances 7
 Last 2019, Second Round
 WBI Appearances 1
 Last 2011, Champion

COACHING STAFF

Head Coach Randy Norton, Seventh
 Alma Mater Iowa, 1986
 Record at UAB 118-75
 Overall Record Same
 Associate Head Coach Taren Martin, Seventh
 Assistant Coach Dodie Dunson, Second
 Assistant Coach Reagan Miller, Fourth
 Director of Operations..... Kayla Alexander, Third
 Director of Player Efficiency..... Ben Hardiman, Third

2018-19 REVIEW

Overall Record 26-7
 C-USA Record..... 12-4
 C-USA Tournament Semifinals
 L, 75-65
 WNIT..... Second Round
 L, 100-52

2019-20 PREVIEW

Starters Returning/Lost 4/1
 Letterwinners Returning/Lost..... 11/2
 Newcomers..... 4

MEDIA RELATIONS

Associate AD-Communications Ted Feeley
 Assistant Director Ryan Gavatorita
 Athletic Communications Associate TJ Stricklin
 Athletic Communications Associate
 WBB Katie Moseley
 E-Mail kmose@uab.edu
 Cell (615) 720-0970
 Office..... (205) 934-0722
 Mailing Address 617 13th Street South
 Bartow Arena West Tower 105
 Birmingham, AL, 35294



Front Row, Left to Right: Imani Johnson, Katelynn Thomas, Trista Magee, Miyah Barnes, Angela Vendrell, Rachael Childress. **Back Row, Left to Right:** Margaret Whitley, Audrey Jordan, Emily Frasco, Jasmine Gracie, Zakyia Weathersby, Summer Schloss, Sara Rosenfeldt, Lea Kerstein, Sam Mitchell.

ROSTER

No.	Name	Pos.	Ht.	Yr.	Hometown/Previous School
0	Miyah Barnes	G	5-5	Sr.	Memphis, Tenn./Central
1	Margaret Whitley	G	5-8	So.	Geneva, Ill./Geneva
2	Sam Mitchell	G	5-6	Fr.	Downers Grove, Ill./Montini Catholic
3	Angela Vendrell	F	6-2	Sr.	Alicante, Spain/CB Claret Benimaclet
5	Emily Frasco	G	5-11	So.	Mount Prospect, Ill./Prospect
10	Sara Rosenfeldt	F	6-0	So.	St. Charles, Ill./St. Charles East
12	Trista Magee	G	6-1	RS-Sr.	Ellisville, Miss./Alabama
13	Katelynn Thomas	F	6-0	Sr.	Birmingham, Ala./Shades Valley
22	Summer Schloss	F	6-1	Fr.	Gastonia, N.C./Ashbrook
23	Lea Kerstein	G	5-8	RS-Jr.	West Chicago, Ill./Montini Catholic
24	Audrey Jordan	G	5-10	RS-Fr.	Atlanta, Ga./Harrison
25	Jasmine Gracie	F	6-0	Fr.	Huntsville, Ala./Madison Academy
32	Rachael Childress	G	5-10	Sr.	Rogersville, Ala./Lawrence County
34	Imani Johnson	F	6-0	Sr.	Southaven, Miss./Desoto Central
55	Zakyia Weathersby	C	6-2	Jr.	Collins, Miss./Jones College

STAFF

Randy Norton	Head Coach (Seventh Season)
Taren Martin	Associate Head Coach (Seventh Season)
Dodie Dunson	Assistant Coach (Second Season)
Regan Miller	Assistant Coach (Fourth Season)
Kayla Alexander	Director of Operations (Third Season)
Ben Hardiman	Director of Personnel Efficiency (Third Season)
Grace Keheley	Graduate Assistant (First Season)
Katy Haynes	Athletic Trainer (First Season)
Blake Klotz	Strength and Conditioning (First Season)

PRO-NUN-C-AY-TION GY-IDE

No.	Name	Pronunciation
0	MIYAH Barnes	MY-uh Barnes
12	Trista MAGEE	Trista MUH-gee
22	Summer SCHLOSS	Summer SH-loss
23	Lea KERSTEIN	Lea cur-STYNE
34	IMANI Johnson	ee-MAH-knee Johson
55	ZAKYIA WEATHERSBY	zuh-KY-uh weathers-bee



MEDIA INFORMATION

Media Credentials

All requests for working media, radio, television or photo credentials should be made in writing to by sports editors or sports directors of accredited media outlets to women's basketball contact Katie Moseley. All requests should be made as early as possible and should be limited to working media only. Requests made within 24 hours of the game may not be considered. All credential requests should be sent via email to Katie Moseley, UAB women's basketball contact, at kmose@uab.edu. Credentials can be picked up prior to game day in the media relations office and will be available for day-of-game pickup at the will call window of the main entrance to Bartow Arena.

Weekly Interviews

Head coach Randy Norton and UAB players will be made available for interviews in person or by telephone on a regular basis during the season. All interviews with UAB student-athletes must be coordinated through the media relations office and requested at least 24 hours in advance. Please direct all interview requests to UAB women's basketball contact Katie Moseley at (615) 720-0970 or kmose@uab.edu.


Bartow Arena Media Room

The Bartow Arena Media Room opens two hours prior to game time. For stand alone women's games, meals will be served 60 minutes before game time to tip-off. Media credentials are required to enter the media room and for meals. Media information sheets, game notes and flip cards are provided to all media members at their courtside sets prior to the game and are also available in the working portion of the media room. Final statistics books will be available after the game. Complimentary wireless Internet is available on press row and in the Bartow Arena Media Room.

Postgame Interviews

UAB is committed to a policy of equal access for both male and female reporters and photographers, therefore, the UAB locker room is closed to the media. Interviews with head coach Randy Norton and players will be conducted following the NCAA-mandated 10 minute cooling-off period.

BARTOW ARENA



- Bartow Arena is in its 31st season as the home court for the women's basketball, men's basketball and volleyball teams.

- Bartow Arena has afforded the Blazers a solid home court advantage, as UAB posts a 288-155 (.650) record in the building.

- The arena was dedicated on December 3, 1988. The first win for the Blazers came on December 6, 1988, against Southern University, 66-64. The facility was renamed Bartow Arena on January 25, 1997.

- Bartow Arena is a spacious 18,000 square-foot floor space with lower level seats retracted, enough room for three full courts (basketball or volleyball).

- With a maximum capacity of 8,500, Bartow Arena has 6,500 permanent seats and 2,000 retractable.

- Over the years, improvements have been made, such as state-of-the-art video boards, administrative office towers annexes, a new locker room for football, a new paint scheme for both the permanent and portable floors, and major renovations to the Green and Gold and Champions Club rooms.

- Bartow Arena was the site of the 1991 Sun Belt Women's Tournament and the 1996 Conference USA Women's Championship. The Conference USA Tournament returned to Bartow Arena from 2015-2017.

TRACKING OPPONENTS

Team	Result	Record
South Alabama	W, 77-61	1-3
Oklahoma	L, 75-82	2-1
Boise State	L, 81-83	3-1
Auburn		
McNeese State		
UAH		
Samford		
Memphis		
Alcorn State		
Colorado		
Texas Southern		
Tuskegee		
Charlotte		
Old Dominion		
WKU		
Marshall		
FIU		
Florida Atlantic		
Southern Miss		
Louisiana Tech		
UTSA		
UTEP		
Rice		
North Texas		
Middle Tennessee		
Middle Tennessee		

WEEKLY PLANNER

Most practices are open to the media. Time are subject to change.

SUNDAY Nov. 24	MONDAY Nov. 25	TUESDAY Nov. 26	WEDNESDAY Nov. 27	THURSDAY Nov. 21	FRIDAY Nov. 22	SATURDAY Nov. 23
9 a.m. Shoot Around	Off	9 a.m. Practice	1 p.m. Shoot Around	1 p.m. Shoot Around	12 p.m. Practice	9 a.m. Practice
2:00 p.m. McNeese State		Interviews (By Request)	6:00 p.m. UAH	6:00 p.m. Auburn	Interviews (By Request)	Interviews (By Request)
Postgame Interviews			Postgame Interviews	Postgame Interviews		



@UAB_WBB

GAME 4: UAB VS. AUBURN

3

6 P.M. | BARTOW ARENA

@UAB_WBBALL





HEAD COACH RANDY NORTON

Seventh Season

Iowa, 1986

Since Norton arrived on campus in 2013, he has guided the Blazers to six-straight 15-or-more-win seasons, including back-to-back 25+ win seasons and a C-USA Regular Season title in 2017-18.

Norton Nuggets

- 117-73 overall record in six seasons
- 2017-18 Conference USA Coach of the Year
- Guided the team to its first-ever Conference USA Regular Season title in 2017-18
- Coached eight All-Conference USA Team members, including four first-team selections in Karisma Chapman (2013-14), Janae Smith (2014-15), Rachael Childress (2017-18, 2018-19) and Deanna Kuzmanic (2017-18)
- Responsible for three of UAB's five largest wins inside Bartow Arena (Miles, 106-48, 12/28/16, Tuskegee, 105-50, 12/30/17, and Mississippi Valley State, 80-33, 12/05/15)

2018-19

- Led the Blazers to a second straight 25+ win season going 26-7 overall and 12-4 in conference play
- Coached three players to All-Conference honors, including two-time first-team All-Conference selection Rachael Childress
- Went on a 10 game win streak from Nov. 28, 2018- Jan. 5, 2019, the longest win streak in his time at UAB
- Guided UAB to the second round of the WNIT defeating Troy in the first round 93-89
- Set program records for 3-pointers made (291) and triples attempted in a season (811) as well as 3-pointers made in a game (18) against Coppin State Dec. 20
- Nine players named to C-USA Commissioner's Honor Roll
- Three players C-USA Commissioner's Academic Medal winners

2017-18

- Guided the Blazers to their first-ever Conference USA Regular Season title, the program's first title since winning the 1993-94 Great Midwest Regular Season crown
- Named Conference USA Coach of the Year, the first UAB coach to garner the recognition in the C-USA era and the first Coach of the Year award winner since Jeannie Milling earned Sun Belt Coach of the Year honors in 1989-90
- UAB recorded the most wins in program history with a 27-7 overall record, while their 13-3 record in C-USA play was the most in conference wins in school history
- Helped UAB earn its first 20-win season since 2010-11 and the ninth all-time
- Finished 72 in the women's basketball RPI and remained in the top-100 throughout conference play for the first time in program history
- Coached the Green and Gold to their first appearance in the postseason since the 2010-11 season
- Guided UAB to its first postseason victory since winning the WBI title game, 68-60, over Cal State Bakersfield on March 27, 2011 and its first win in the WNIT since an 81-77 decision over Davidson on March 15, 2007 with its 60-50 win over Chattanooga
- Saw the team break multiple school records, including made 3-pointers in a season (267), 3-point field goal percentage (37.6), assists (590), assist/turnover ratio (1.5), while breaking single-game school records in made 3-pointers (17) and assists (34)
- Three All-Conference USA players in Rachael Childress

- (first team), Deanna Kuzmanic (first team) and Miyah Barnes (first team)
- Rachael Childress earned Conference USA Player of the Week (02/05/18) as well as National Player of the Week as part of the NCAA Starting Five (02/07/18)
- Deanna Kuzmanic was named to the Academic All-Conference team for the second time in her career, becoming the third player in program history to garner the recognition twice. She also was named to the CoSIDA Academic All-District 4 team, the second player in program history to do so
- Under Norton, Kuzmanic became the 28th member of UAB's 1,000-point club with a career-high 35 points against Louisiana Tech on Feb. 24

2016-17

- The Blazers shot a UAB record 37.3 percent from the 3-point line
- UAB drained 218 3-pointers, the second most by a team in a single season in program history
- The Blazers connected on 187 3-pointers in league action, breaking the C-USA record for 3-pointers made by a team in a single season
- UAB's 37.3 percent from beyond the arc in league play marked fifth-highest percentage shot by a team in C-USA history
- The Blazers 58-point victory over Miles was the second largest win in program history
- Rachael Childress took home the 2017 Freshman of the Year award, just the fourth Blazer to earn the honor
- Two All-Freshman team members in Rachael Childress and Miyah Barnes
- Sophomore Deanna Kuzmanic earned the league's Spirit of Service Award, which aims to recognize the community service efforts of the league's student-athletes, based upon significant community service, good academic standing and participation in their elected sports
- Kuzmanic was one of just five players named to the league's all-academic team. In order to be eligible, student-athletes have to maintain a 3.2 GPA and be a valuable contributor to the team. Kuzmanic joins four other student-athletes

2015-16

- The Blazers held their opponents to the lowest rebound average in UAB history (32.7)
- UAB tallied 130 blocked shots, the third most by a team in program history
- The Blazers led C-USA in scoring defense, holding opponents to just 57.2 points per contest
- Chelsee Black and Brittany Winborne were named to the All-Conference USA Second Team
- Deanna Kuzmanic garnered C-USA All-Freshman Team honors
- The Blazers recorded a 3.39 cumulative team GPA, the highest team mark since 2006

2014-15

- Finished the season with an 18-13 record and 11-7 mark in league play
- UAB's 36.1 percent mark from long range ranks second for 3-point field goal percentage in program history
- The team drained 198 3-pointers, the fourth most by a team in program history
- The Blazers shot a combined 75.2 percent (361-of-480) from the free-throw line, the second highest percentage in program history
- Janae Smith earned a spot on the First-Team All-Conference USA squad

2013-14

- UAB shot 33.7 percent from deep, the sixth highest

percentage in program history

- The Blazers swatted 141 shots, the most by a team in UAB history
- Karisma Chapman earned First-Team All-Conference USA honors after averaging 20.6 points per game including 16 double-doubles in her senior campaign

Prior to UAB

Prior to UAB, Norton spent three years as the Associate Head Coach at Missouri and seven years as an assistant at Illinois State under Robin Pingeton. In ten years as an assistant, Norton helped guide his teams to six postseason berths, including the 2005 and 2008 NCAA Tournament.

Playing Career

A 1986 graduate of the University of Iowa, Norton played both basketball and baseball for the Hawkeyes. On the hardwood, he was a guard on 1979 Big Ten Conference title team and the 1980 team that advanced to the NCAA Final Four.

On the diamond, Norton was a four-year letterwinner for the Hawkeyes. He spent three seasons in the Montreal Expos (now Washington Nationals) organization before moving into coaching.

Personal

An Iowa City, Iowa, native, Norton and his wife Claire, have four children: Tom, Carly, Allie and Nick, and five grandchildren. Tom and Allie graduated from Truman State, while Carly graduated from St. Ambrose, where all three played college basketball. Nick is a graduate from UAB where he was a three-year starter at point guard for the men's basketball team before finishing his career at Drake University.


ON THE BENCH



Taren Martin
Associate Head Coach
Seventh Season
Illinois State, 2004



Dodie Dunson
Assistant Coach
Second Season
Bradley, 2010




Reagan Miller
Assistant Coach
Fourth Season
Liberty, 2014



Ben Hardiman
Director of Personnel Efficiency
Third Season
Birmingham Southern, 2017



Kayla Alexander
Director of Operations
Third Season
UAB, 2016



Grace Keheley
Graduate Assistant
First Season
Shorter, 2018



UAB vs. Auburn

The Blazers and Tigers have met on 33 previous occasions with Auburn winning 29 of the meetings including 17 in a row dating back to 1992. The last time the two teams met was in November of 2015 when the Tigers defeated the Blazers 85-71 in Auburn, Coach Norton's only meeting with the in-state foe. The last time UAB hosted Auburn at Bartow Arena was in 2008.

Barnes Means Business

After earning C-USA player of the Week honors a week ago senior point guard Miyah Barnes continued to put up impressive stats leading the Blazers in scoring (19.7) and assists (5.0).

Barnes put up 23 points with five rebounds, four assists and three steals against Boise State in a high-scoring affair. It was Barnes second game in a row with 20+ points and the 13th of her career. The Memphis native was 5-6 from beyond the arc tying her career high of five three-pointers in a game.

Barnes recorded a career high 25 points in the Blazers loss to Oklahoma where she shot 58.8% from the field.

The senior point guard is averaging a team-leading 35.3 minutes per game shooting 56.1% from the field and 52.9% from three-point range.

1-0-0

Seniors Rachael Childress and Miyah Barnes played in their 100th game for the Blazers last Friday against Boise State. The seniors have been staples in the UAB line-up since their freshman season and have earned multiple C-USA honors including preseason All-Conference Team honors this season. Barnes has been a starter in 97 of her 100 games while Childress has started in 92.

Magee Minutes

Trista Magee has found her way into the Blazers starting line up for the first time in her career at UAB and she is making the most of it.

The redshirt senior put up 14 points against Oklahoma, 11 coming in the 4th quarter. She opened the 4th quarter on an 8-1 run for the UAB by herself to narrow the Oklahoma lead.

She picked up where she left off in Norman against Boise State dropping 14 points in the first quarter including three 3-pointers.

Magee is averaging 11.3 points a game with six assists one steal and one block. She is shooting 42.9% from the three point line while providing some crucial minutes for the Blazers averaging 31 per game.

Thomas Time

Senior forward Katelynn Thomas saw her first action of the season last Friday against Boise State. The Birmingham native saw 15 minutes of action in which she scored 8 points shooting 50.0% from the field.

Thomas was a key part of the Blazers offense a season ago leading the team in FG% (62.0%), good enough for seventh in the NCAA. She was second on the team in points averaging 12.8 per game.

Thomas holds the third and fourth best single-season FG% in UAB history and is currently the UAB leader in career FG% shooting 61.1% in her time with the Blazers.

Records Rewritten

Rachael Childress became UAB's all time leading 3-point shooter after knocking down her eighth three against South Alabama at 5:10 in the fourth quarter. The senior's 320 threes surpassed former UAB guard Amanda Peterson's 319 and moved Childress into third place in C-USA history.

C-USA Career 3-Pointers Made

1. 338.....Valerie King, Cincinnati (2000-04)
2. 330.....Lena Williams, DePaul (1998-02)
3. 324.....**Rachael Childress, UAB (2016-Pres.)**

All the Awards

Miyah Barnes was one of 20 point guards named to the Nancy Lieberman Watch List. The senior was one of the top point guards in the country last season averaging 10.9 points and 4.8 assists while holding the sixth best assist/turnover ratio (3.5) in the country. She led the Blazers in minutes played last season with 1133 (34.3 per game).

Block Party

Angela Vendrell is on pace to move her way up the UAB blocked shots record book. The senior sits in sixth place with 86 blocks in her career and is nine blocks away from entering the Top-5.

UAB Career Blocked Shots

1. 171.....Kayla Anderson (2012-16)
2. 125.....Deanna Jackson (1998-02)
3. 113.....Meagan Brown (2008-12)
4. 108.....Mary Morning (1993-97)
5. 94.....Karisma Champan (2010-14)
6. 88.....**Angela Vendrell (2016-Pres.)**

Underdogs?

UAB was picked to finish fourth in Conference USA this season behind defending champion Rice, arch rival Middle Tennessee and WKU. The Blazers finished 2018-19 second in the conference and won C-USA two seasons ago. With six seniors and four starters returning to the Blazer line up UAB sits as a potential underdog going into the year.

Norton Notables

Head Coach Randy Norton has guided his team to back-to-back 25+ win seasons and a top two conference finish in each of the last two seasons. Going into his seventh season Norton already sits at third place in UAB history in wins. He reached his 100th win last season against Alcorn State in December.

Senior Success

The 2019-20 UAB senior class is one of the most accomplished and successful in program history. In three years they have recorded a 68-29 (.701) record, broken the school records for 3-pointers made in a season (291), 3-point FG % (.376), assists (590), assist/turnover ratio (1.5) and single game records for 3-pointers made (18) and assists (34).

The senior class was also a crucial piece to the 2017-18 C-USA Championship season. Each of the six seniors has played a pivotal role in the success of the program and the back-to-back 25+ win seasons and consecutive WNIT appearances.

How May I Assist You?

UAB led the conference in assists (567) and assists per game (17.2) last season marking the second consecutive season the Blazers led the league in those categories. Miyah Barnes was top of C-USA in assists with 158. Two other Blazers (Kuzmanic and Vendrell) were also top 15 in the conference in assists.

The Blazers also held the best assist/turnover ratio in the conference (1.5), which was good enough for fifth in the nation. The Blazers know how to take care of the rock and prove that sharing really is caring.

They're Baaaack

UAB returns four starters and 11 letterwinners to the court including 2018-19 All-Conference USA selections Rachael Childress (First Team) and Miyah Barnes (Second Team). Childress and Barnes were also selected to the Preseason All-Conference Team for 2019-20.

Seniors Angela Vendrell, Imani Johnson, Trista Magee and Katelynn Thomas return as major pieces to the Blazers line-up. Meanwhile redshirt junior Lea Kerstein and sophomores Margaret Whitley, Sara Rosenfeldt and Emily Frasco all return with some valuable experience under their belts.

Fresh Faces

The UAB lineup features four new faces with three freshmen and one transfer. Freshmen Sam Mitchell (Downers Grove, Ill.), Jasmine Gracie (Huntsville, Ala.) and Summer Schloss (Gastonia, N.C.) begin their first collegiate season in 2019-20 and Zakyia Weathersby (Collins, Miss.) comes to UAB as a junior college transfer from Jones College in Ellisville, Miss.



THE LAST TIME

A UAB TEAM...

Scored 100+ points.....	105 vs. Tukegee (Dec. 30, 2017)
Scored 90+ points.....	93 at Troy (March 21, 2019)
Scored 50 points or less.....	44 at Middle Tennessee (Feb. 2, 2019)
Scored 40 points or less.....	40 at Middle Tennessee (Jan. 3, 2016)
Won by 40+ points.....	43 vs. McNeese State (Dec. 8, 2018)
Lost by 40+ points.....	48 at Arkansas (March 24, 2019)
Won in overtime.....	77-72 vs. Middle Tennessee (Feb. 23, 2019)
Lost in overtime.....	69-73 vs. Tennessee (Nov. 24, 2018)
Played in double overtime.....	L, 62-65 vs. North Texas (Jan. 8, 2017)
Played in triple overtime.....	L, 92-94 at SMU (Feb. 7, 2013)
Won 5+ consecutive games.....	Feb. 14 - March 14, 2019 (6 games)
Lost 5+ consecutive games.....	Jan. 24 - Feb. 12, 2010 (6 games)
Won 10+ consecutive games.....	Nov. 28- Jan. 5, 2019 (10 games)
Lost 10+ consecutive games.....	Feb. 19 - Nov. 30, 2006 (10 games)

A UAB INDIVIDUAL...

Four players scored in double figures..... vs. Boise State (Nov. 15, 2019)
.....Miyah Barnes (23), Rachael Childress (16), Imani Johnson (16), Trista Magee (14)

Five players scored in double figures.....vs. McNeese State (Dec. 8, 2018)
Rachael Childress (21), Imani Johnson (16), Katelynn Thomas (14), Lea Kerstein (12), Deanna Kuzmanic (10)

Had a double-double..... Angela Vendrell vs. South Alabama (Nov. 8, 2019)
 Two players had a double-double.....Kara Rawls (12/12) and Imani Johnson (10/11) vs. Florida Atlantic (Jan. 27, 2018)

Scored 30+ points.....Deanna Kuzmanic (31) at FGCU (Dec. 21, 2018)
Scored 20+ points.....Miyah Barnes (23) vs. Boise Staet (Nov. 15, 2019)
Had 10+ rebounds..... Angela Vendrell (12) at Oklahoma (Nov. 10, 2019)
 Had 15+ rebounds..... Kara Rawls (17) vs. Charlotte (Feb. 17, 2018)
 Had 20+ rebounds.....Kara Rawls (20) at FIU (Feb. 27, 2018)

AN OPPONENT TEAM...

Scored 100+ points.....100 by Arkansas (March 24, 2019)
 scored 90+ points..... 91 by Georgia Tech (March 18, 2018)
 Scored 50 points or less..... 45 by UTEP (March 2, 2019)
 Scored 40 points or less..... 39 by South Alabama (Dec. 13, 2015)

AN OPPONENT INDIVIDUAL...

Scored 30+ points.....A. Hayes (34) of Middle Tennessee (March 15, 2019)
 Scored 20+ points..... M. McGwire (20) of Boise State (Nov. 15, 2019)
 Had 15+ rebounds..... M. Benson (15) of UTSA (Jan. 19, 2019)
 Had 10+ rebounds.....M. Williams (13) of Oklahoma (Nov. 10, 2019)
 Had a double-double.....A.Hayes (34/12) of Middle Tennessee (March 15, 2019)



UAB VS. AUBURN

Head-to-Head

1-2Overall Record1-1
0-0Conference Record0-0
L2StreakL1
77.7PPG80.5
75.3Opp PPG85.5
+2.3Scoring Margin-5.0
427FG Pct.448
.373FG Pct. Defense492
.3893-Pt FG Pct.343
.2793-Pt FG Pct. D466
.724FT Pct.638
43.3RPG40.5
40.7Opp RPG31.0
+2.7Reb. Margin+9.5
49Assists24
16.3APG12.0
49TOs28
16.3TOs PG14.0
12.7Opp TOs PG15.0
1.0A/TO Ratio0.9
11Steals21
3.7Stl. PG10.5
8Blocks4
2.7Blk PG2.0

Scouting Auburn

- The Tigers are T-35th in scoring in the country averaging 80.5 points per game. They are tied with Boise State, whom UAB faced last Friday in the preseason WNIT.
- Senior guard Dasia Alexander leads the team in points with 19.5 per game followed closely by junior forward Unique Thomposon's 19.0 points per game.
- In the Tigers win over Wofford Thompson recorded a double-double with 25 points and 13 rebounds. Alexander put up 22 points in the victory.
- Auburn fell to UAB's C-USA rival Old Dominion 89-77 last Thursday. Thompson recorded her second double-double of the season with 13 points and 10 rebounds while Alexander led the Tigers with 17 points and four steals.

LAST TIME OUT: UAB AT AUBURN | NOV. 13, 2015

AUBURN, Ala. -- The UAB women's basketball team fell short Friday as it dropped an 85-71 decision to Auburn in Auburn Arena.

Senior Chelsea Black led the Blazers offensive push. She finished with a team-high 22 points. Brittany Winborne recorded 10 rebounds to go along with eight points.

UAB shot an even 50 percent from the floor and an outstanding 50 percent from beyond the arc in the game's opening 20 minutes. Black was 5-of-9 in the first half for 13 points, including 3-for-6 from three.

Deanna Kuzmanic added two treys for six of her eight first half points. Bianca Dufelmeier also totaled eight points as the Blazers enjoyed a 36-35 lead following a Chelsea Black three at the buzzer to end the first half.

Auburn (1-0) took a 56-49 lead into the final period and scored the first nine points of the fourth quarter in a crucial two-minute stretch, setting the tone for the remainder of the contest.

Deanna Kuzmanic burried her fourth and fifth treys of the night to keep the Blazers close, cutting the Tiger lead to 67-57 with 4:53 left to play in the contest. Despite the valiant UAB comeback attempt Auburn was able to hit key free-throws down the stretch to hold off The Green and Gold.

The Blazers (0-1) finished with a 47.3 shooting percentage (26-for-55) and went 12-for-28 (40 percent) from 3-point range and 14-for-28 (50 percent) from the free throw line. Kuzmanic finished the night with 17 points on 4-of-11 shooting from downtown.

Junior Brandy Montgomery of Auburn had a game-high 24 points, 15 of which came in the second half.



STAT FACTS

UAB's Record When

	Overall	C-USA
Leading After 1Q	1-1	--
Trailing After 1Q	0-1	--
Tied After 1Q	--	--
Leading At Halftime	1-0	--
Trailing at Halftime	0-2	--
Tied at Halftime	--	--
Leading After 3Q	1-0	--
Trailing After 3Q	0-2	--
Tied After 3Q	--	--
Shoot high FG Pct. than Opp	1-2	--
Shoot lower or equal FG Pct.	--	--
Shoot 40 Pct. or higher	1-1	--
Shoot lower than 40 Pct.	0-1	--
Opp. shoot 40 Pct. or higher	--	--
Opp. shoot lower than 40 Pct.	1-1	--
Shoot higher 3FG Pct. than opp	1-2	--
Shoot lower or equal 3FG Pct. than opp	--	--
Shoot 30 Pct. or higher	1-1	--
Shoot 30 Pct. or lower	0-1	--
Opp. shoot 30 Pct. or higher	0-1	--
Opp. shoot lower than 30 Pct.	1-1	--
Score fewer than 60 points	--	--
Score 60-69 points	--	--
Score 70-79 points	1-1	--
Score 80+ points	0-1	--
Games decided by 1-5 points	0-1	--
Games decided by 6-10 points	0-1	--
Games decided by 11-20 points	1-0	--
Games decided by 20+ points	--	--
Opp. scores fewer than 60 points	--	--
Opp scores 60-69 points	1-0	--
Opp. scores 70-79 points	--	--
Opp. scores 80+ points	0-2	--
Games decided in regulation	1-2	--
Games decided in overtime	--	--
More rebounds than opp.	1-0	--
Fewer or equal rebounds than opp.	0-2	--
40 or more rebounds	1-1	--
Less than 40 rebounds	0-1	--
Fewer turnovers than opp.	--	--
More or equal turnovers than opp.	1-2	--
More points in paint than opp.	--	--
Fewer or equal paint points than opp.	1-2	--
More 2nd-chance points than opp.	--	--
Fewer or equal 2nd-chance than opp.	1-2	--
More bench points than opp.	1-1	--
Fewer or equal bench points than opp.	0-1	--
Games in November	1-2	--
Games in December	--	--
Games in January	--	--
Games in February	--	--
Games in March	--	--
Games in April	--	--
Sunday Games	0-1	--
Monday Games	--	--
Tuesday Games	--	--
Wednesday Games	--	--
Thursday Games	--	--
Friday Games	1-1	--
Saturday Games	--	--

STARTING LINEUPS

1	2	3	4	5	Record
Barnes	Childress	Magee	Vendrell	Johnson	1-2

START CHART

Player	Current Streak	Long
Miyah Barnes	97	97
Rachael Childress	92	92
Angela Vendrell	12	56
Trista Magee	3	3
Imani Johnson	3	3

19-20 SUPERLATIVES

Margin of Victory/Defeat

	1	2	3	4	5	6	7-10	11-15	16-19	20+
Wins	-	-	-	-	-	-	-	-	1	-
Losses	-	1	-	-	-	-	1	-	-	-

Most First Quarter Points

UAB: 28 vs. Boise State (11/15/19)
Opponents: 22, Boise State (11/15/19)

Least First Quarter Points

UAB: 12 at Oklahoma (11/10/19)
Opponents: 12, South Alabama (11/8/19)

Most Second Quarter Points

UAB: 26 vs. South Alabama (11/8/19)
Opponents: 23, Oklahoma (11/10/19)

Least Second Quarter Points

UAB: 10 vs Boise State (11/15/19)
Opponents: 16, South Alabama (11/8/19)

Most First Half Points

UAB: 42 vs. South Alabama (11/8/19)
Opponents: 41, Oklahoma (11/10/19)

Least First Half Points

UAB: 32 at Oklahoma (11/10/19)
Opponents: 28, South Alabama (11/8/19)

Largest Halftime Lead

UAB: 14 vs. South Alabama (11/8/19)
Opponents: 9, Oklahoma (11/10/19)

Most Third Quarter Points

UAB: 24 vs. Boise State (11/15/19)
Opponents: 25, Oklahoma (11/10/19)

Least Third Quarter Points

UAB: 19 at Oklahoma (11/10/19)
Opponents: 23, South Alabama (11/8/19)

Most Fourth Quarter Points

UAB: 24 at Oklahoma (11/10/19)
Opponents: 19, Boise State (11/15/19)

Least Fourth Quarter Points

UAB: 15 vs. South Alabama (11/8/19)
Opponents: 10, South Alabama (11/8/19)

Largest Margin of Victory

UAB: 16 vs. South Alabama (11/8/19)
Opponents: 7, Oklahoma (11/10/19)

PLAYER MILESTONES

Points Leader	Season	Career	3+ 3-Pointers	Season	Career	Childress	-	1
Childress	1	37	Childress	2	58	Johnson	-	1
Barnes	2	20	Barnes	2	13	Thomas	-	1
Thomas	-	10	Magee	2	7			
Johnson	-	3	Kerstein	-	3			
			Whitley	-	3			
Reb Leader	Season	Career	10+ Rebounds	Season	Career			
Vendrell	3	25	Vendrell	2	8			
Childress	-	11	Thomas	-	2			
Thomas	-	11	Childress	-	1			
Johnson	-	9	Johnson	-	1			
Magee	-	6	Magee	-	1			
Rosenfeldt	-	2	Magee	-	1			
Barnes	-	1	Rosenfeldt	1	1			
Assists Leader	Season	Career	15+ Rebounds	Season	Career			
Barnes	2	46	Barnes	2	38			
Vendrell	1	11	Vendrell	1	15			
Childress	-	6	Childress	-	1			
Magee	-	1	Kerstein	-	1			
Whitley	-	1	Whitley	-	1			
10+ Points	Season	Career	10+ Assists	Season	Career			
Childress	2	69	Barnes	-	4			
Barnes	3	52	Vendrell	-	1			
Thomas	-	36						
Johnson	2	22	5+ Steals	Season	Career			
Vendrell	1	6	Barnes	-	1			
Magee	2	7						
Kerstein	-	2	3+ Blocks	Season	Career			
Whitley	-	2	Vendrell	-	9			
20+ Points	Season	Career	Thomas	-	3			
Childress	1	14						
Barnes	2	9	Double Doubles	Season	Career			
Thomas	-	7	Vendrell	1	3			
			Barnes	-	1			
30+ Points	Season	Career						

CONFERENCE USA/NCAA STATS & NEWS

STATISTICAL RANKINGS

Team	No.	NCAA	C-USA	Individual (C-USA Top 15 Only)				
Scoring	77.7		3	Category	Player	No.	NCAA	C-USA
Scoring Defense	75.3		12	Scoring	Barnes	19.7	50	3
Scoring Margin	+2.3		10		Childress	16.0		9
FG Percentage	.427		5	Rebounding	Vendrell	11.3	22	3
FG Percentage Defense	.373		8		Barnes	.561		6
3FG Made Per Game	11.0	6	2	FG Pct.	Barnes	.529	47	4
3FG Percentage	.398	26	3	3pt. FG Pct.	Magee	.429		8
FT Percentage	.724		4		Childress	.387		9
Rebounds Per Game	43.3		4	3pt. FG/PG	Childress	4.0	T-11	3
Rebound Margin	+2.7		6		Magee	3.0	T-46	6
Assists Per Game	16.3		1		Barnes	3.0	T-46	7
Assist Turnover Ratio	1.00		2	Assists PG	Barnes	5.0		4
Blocks Per Game	2.67		12		Vendrell	3.3		14
Steals Per Game	3.67		13	Assist/TO	Barnes	1.4		10
Turnovers Per Game	16.3		10		Vendrell	1.0		15
Turnover Margin	-3.67		11	Minutes	Barnes	35.3		4
					Childress	33.0		7
					Magee	31.3		15

2019-20 C-USA Player of the Week Awards

11/11- Anastasia Hayes, Middle Tennessee
 11/11- Miyah Barnes, UAB
 11/18- Ajah Wayne, Old Dominion

2019-20 C-USA Freshman of the Week Awards

11/11- Savannah Wheeler, Marshall
 11/18- Lauren Schwartz, Rice

CONFERENCE USA HEAD-TO-HEAD

	CLT	FAU	FIU	LATECH	MARSH	MT	UNT	ODU	RICE	USM	UAB	UTEP	UTSA	WKU
	--	Jan. 23 (FAU)	Jan. 25 (FIU)	Jan. 30 (CLT)	Jan. 16 (CLT)	Jan. 4 (MT)	Feb. 13 (CLT)	Jan. 11 (ODU) Feb. 20 (CLT)	Feb. 15 (CLT)	Feb. 1 (CLT)	Jan. 2 (UAB)	Feb. 6 (UTEP)	Feb. 8 (UTSA)	Jan. 18 (CLT)
	Jan. 23 (FAU)	--	Feb. 8 (FIU) Feb. 20 (FAU)	Feb. 15 (FAU)	Feb. 1 (MAR)	Jan. 16 (MT)	Jan. 11 (FAU)	Jan. 25 (FAU)	Jan. 9 (FAU)	Feb. 13 (FAU)	Jan. 18 (UAB)	Jan. 4 (UTEP)	Jan. 2 (UTSA)	Jan. 30 (WKU)
	Jan. 25 (FIU)	Feb. 8 (FIU) Feb. 20 (FAU)	--	Feb. 13 (FIU)	Jan. 30 (MAR)	Jan. 18 (MT)	Jan. 9 (FIU)	Jan. 23 (FIU)	Jan. 11 (FIU)	Feb. 15 (FIU)	Jan. 16 (UAB)	Jan. 2 (UTEP)	Jan. 4 (UTSA)	Feb. 1 (WKU)
	Jan. 30 (CLT)	Feb. 15 (FAU)	Feb. 13 (FIU)	--	Feb. 8 (LT)	Jan. 23 (LT)	Jan. 18 (UNT)	Feb. 1 (ODU)	Jan. 16 (RICE)	Jan. 4 (USM) Feb. 20 (LT)	Jan. 25 (LT)	Jan. 11 (LT)	Jan. 9 (LT)	Feb. 6 (LT)
	Jan. 16 (CLT)	Feb. 1 (MAR)	Jan. 30 (MAR)	Feb. 8 (LT)	--	Jan. 11 (MAR)	Jan. 4 (UNT)	Jan. 18 (ODU)	Jan. 2 (RICE)	Feb. 6 (USM)	Jan. 11 (MAR)	Feb. 15 (MAR)	Feb. 13 (MAR)	Jan. 25 (MAR) Feb. 20 (WKU)
	Jan. 4 (MT)	Jan. 16 (MT)	Jan. 18 (MT)	Jan. 23 (LT)	Jan. 11 (MAR)	--	Feb. 6 (UNT)	Jan. 2 (MT)	Feb. 8 (RICE)	Jan. 25 (USM)	Feb. 15 (UAB) Feb. 20 (MT)	Jan. 30 (MT)	Feb. 1 (MT)	Jan. 11 (WKU)
	Feb. 13 (CLT)	Jan. 11 (FAU)	Jan. 9 (FIU)	Jan. 18 (UNT)	Jan. 4 (UNT)	Feb. 6 (UNT)	--	Feb. 15 (ODU)	Feb. 1 (UNT) Feb. 20 (RICE)	Jan. 16 (UNT)	Feb. 8 (UNT)	Jan. 25 (UTEP)	Jan. 23 (UTSA)	Jan. 2 (UNT)
	Jan. 11 (ODU) Feb. 20 (CLT)	Jan. 25 (FAU)	Jan. 23 (FIU)	Feb. 1 (ODU)	Jan. 18 (ODU)	Jan. 2 (MT)	Feb. 15 (ODU)	--	Feb. 13 (ODU)	Jan. 30 (ODU)	Jan. 4 (UAB)	Feb. 8 (UTEP)	Feb. 6 (UTSA)	Jan. 16 (ODU)
	Feb. 15 (CLT)	Jan. 9 (FAU)	Jan. 11 (FIU)	Jan. 16 (RICE)	Jan. 2 (RICE)	Feb. 8 (RICE)	Feb. 1 (UNT) Feb. 20 (RICE)	Feb. 13 (ODU)	--	Jan. 18 (RICE)	Feb. 6 (RICE)	Jan. 23 (UTEP)	Jan. 25 (UTSA)	Jan. 4 (RICE)
	Feb. 1 (CLT)	Feb. 13 (FAU)	Feb. 15 (FIU)	Jan. 4 (USM) Feb. 20 (LT)	Feb. 6 (USM)	Jan. 25 (USM)	Jan. 16 (UNT)	Jan. 30 (ODU)	Jan. 18 (RICE)	--	Jan. 23 (USM)	Jan. 9 (USM)	Jan. 11 (USM)	Feb. 8 (USM)
	Jan. 2 (UAB)	Jan. 18 (UAB)	Jan. 16 (UAB)	Jan. 25 (LT)	Jan. 11 (MAR)	Feb. 15 (UAB) Feb. 20 (MT)	Feb. 8 (UNT)	Jan. 4 (UAB)	Feb. 6 (RICE)	Jan. 23 (USM)	--	Feb. 1 (UAB)	Jan. 30 (UAB)	Jan. 9 (WKU)
	Feb. 6 (UTEP)	Jan. 4 (UTEP)	Jan. 2 (UTEP)	Jan. 11 (LT)	Feb. 15 (MAR)	Jan. 30 (MT)	Jan. 25 (UTEP)	Feb. 8 (UTEP)	Jan. 23 (UTEP)	Jan. 9 (USM)	Feb. 1 (UAB)	--	Jan. 18 (UTEP) Feb. 20 (UTSA)	Feb. 13 (WKU)
	Feb. 8 (UTSA)	Jan. 2 (UTSA)	Jan. 4 (UTSA)	Jan. 9 (LT)	Feb. 13 (MAR)	Feb. 1 (MT)	Jan. 23 (UTSA)	Feb. 6 (UTSA)	Jan. 25 (UTSA)	Jan. 11 (USM)	Jan. 30 (UAB)	Jan. 18 (UTEP) Feb. 20 (UTSA)	--	Feb. 15 (WKU)
	Jan. 28 (CLT)	Jan. 30 (WKU)	Feb. 1 (WKU)	Feb. 6 (LT)	Jan. 25 (MAR) Feb. 20 (WKU)	Jan. 11 (WKU)	Jan. 2 (UNT)	Jan. 16 (ODU)	Jan. 4 (RICE)	Feb. 8 (USM)	Jan. 9 (WKU)	Feb. 13 (WKU)	Feb. 15 (WKU)	--



MIYAH BARNES

GUARD

#0

5-5 | Sr.
Memphis, Tenn. / Central

QUICK HITS

- Named to the C-USA Preseason Team
- Nancy Lieberman Top 20 Watch List
- Reached the 1000 career point mark Nov. 8 against South Alabama
- Ranks fourth in UAB history in career assists with 428

CAREER HIGHS

Points	
19-20:.....	25 at Oklahoma (11/10/19)
C:.....	25 at Oklahoma (11/10/19)
Rebounds	
19-20:.....	5 vs. Boise State (11/15/19)
C:.....	6 (5x) last vs. Middle Tennessee (2/23/19)
Assists	
19-20:.....	6 vs. South Alabama (11/8/19)
C:.....	11 vs. Memphis (11/15/18)
Blocks	
19-20:.....	1 vs. South Alabama (11/8/19)
C:.....	1 (2x) last vs. South Alabama (11/8/19)
Steals	
19-20:.....	3 vs. Boise State (11/15/19)
C:.....	5 at Samford (12/5/18)
Field Goals Made	
19-20:.....	10 at Oklahoma (11/10/19)
C:.....	10 at Oklahoma (11/10/19)
Field Goals Attempted	
19-20:.....	17 at Oklahoma (11/10/19)
C:.....	18 vs. Belmont (11/19/16)
3-Point Field Goals Made	
19-20:.....	5 vs. Boise State (11/15/19)
C:.....	5 (2x) last vs. Boise State (11/15/19)
3-Point Field Goals Attempted	
19-20:.....	7 at Oklahoma (11/10/19)
C:.....	11 at FIU (1/5/19)
Free Throws Made	
19-20:.....	2 (2x) last vs. Boise State (11/15/19)
C:.....	9 vs. Southern Miss (1/12/19)
Free Throws Attempted	
19-20:.....	3 vs. Boise State (11/15/19)
C:.....	14 vs. Southern Miss (1/12/19)
Minutes	
19-20:.....	38 vs. Boise State (11/15/19)
C:.....	49 vs. North Texas (3/8/17)
Double Figures	
19-20:.....	Three Times
C:.....	52 Times
Double Doubles	
19-20:.....
C:.....	Once

2018-19 (JUNIOR)

Named Second Team All-Conference USA...Represented UAB on the C-USA All-Tournament Team averaging 21.0 points per game and netting a career high five 3-pointers in the first round against Charlotte...One of four players to start all 33 games...Dished out 158 assists, fifth most in a single season in UAB history and most in C-USA...Ranked third on the team in scoring, averaging 10.9 points per game...Led UAB in assists 19 times, including a career high 11 against Memphis (Nov. 15)...Led the Blazers in scoring in 10 games, finishing with 18 double digit scoring games and four 20+ point games...Netted a career-best 23 points on six made fieldgoals with four assists in a victory over Southern Miss (Jan. 12)...Finished the year ranked sixth nationally in assist-to-turnover ratio (3.5) and first in C-USA in assists per game (4.8)...Helped UAB set the program records for 3-pointers in a season (291), 3-point field goals attempted (811), the third best 3-point field goal percentage (35.9%) and fifth best free throw percentage (72.0%)

BARNES GAME-BY-GAME

Opponent	MIN	FG-FGA	PCT	3FG-FGA	PCT	FT-FTA	PCT	O-D-T	AVG	PF	A	TO	BLK	STL	TP	AVG
South Alabama*	34	5-12	.417	1-4	.250	0-0	.000	1-3-4	4.0	0	6	5	1	1	11	11.0
Oklahoma*	34	10-17	.588	3-7	.429	2-2	1.000	0-4-4	4.0	0	5	4	0	1	25	18.0
Boise State*	38	8-12	.667	5-6	.833	2-3	.667	0-5-5	4.3	3	4	2	0	3	23	19.7
Auburn																
McNeese State																
UAH																
Samford																
Memphis																
Alcorn State																
Colorado																
Texas Southern																
Tuskegee																
Charlotte																
Old Dominion																
WKU																
Marshall																
FIU																
Florida Atlantic																
Southern Miss																
Louisiana Tech																
UTSA																
UTEP																
Rice																
North Texas																
Middle Tennessee																
Middle Tennessee																

CAREER STATISTICS

Season	GP-GS	MIN/AVG.	FG-FGA	PCT.	3FG-FGA	PCT.	FT-FTA	PCT.	O-D-T	AVG.	PF	FO	AST	TO	BLK	STL	PTS	AVG.
16-17	30-27	899/30.0	91-219	.416	30-83	.361	50-72	.694	11-54-65	2.2	64	1	91	84	0	22	262	8.7
17-18	34-34	1116/32.8	131-311	.421	43-117	.368	65-79	.823	10-71-81	2.4	63	1	164	75	0	41	370	10.9
18-19	33-33	1133/34.3	121-281	.431	41-129	.318	76-94	.809	16-51-67	2.0	49	0	158	45	1	29	359	10.9
19-20	3-3	106/35.3	23-41	.560	9-17	.529	4-5	.800	1-12-13	4.3	3	0	15	11	1	5	59	19.7
TOTAL	100-97	3254/32.5	366-852	.429	123-346	.355	195-250	.780	38-188-226	2.3	179	2	428	215	2	97	1050	10.5





MARGARET WHITLEY

GUARD

#1

5-8 | So.
Geneva, Ill./Geneva

QUICK HITS

2018-19 (FRESHMAN)

Appeared in 27 games, the second most by a freshman on the squad...Netted a career high 12 points against Coppin State (Dec. 20) and again against UAH (Dec. 30)...Finished with three double figure scoring games...Led the Blazers in assists against UAH with six (Dec. 30)...Recorded a career-best four made 3-pointers against Coppin State (Dec. 20), helping the Blazers set the program record for 3-pointers made in a game (18)...Helped UAB set the program records for 3-pointers in a season (291), 3-point field goals attempted (811), the third best 3-point field goal percentage (35.9%) and fifth best free throw percentage (72.0%)...Named to the Conference USA Commissioner's Academic Honor Roll

CAREER HIGHS

Points	
19-20:	3 at Oklahoma (11/10/19)
C:	12 (2x) last vs. UAH (12/30/18)
Rebounds	
19-20:	
C:	3 (2x) last at FIU (1/5/19)
Assists	
19-20:	
C:	6 vs. UAH (12/30/18)
Blocks	
19-20:	
C:	N/A
Steals	
19-20:	
C:	2 at Chicago State (11/20/18)
Field Goals Made	
19-20:	1 at Oklahoma (11/10/19)
C:	4 (2x) last vs. UAH (12/30/18)
Field Goals Attempted	
19-20:	2 at Oklahoma (11/10/19)
C:	8 (2x) last vs. UAH (12/30/18)
3-Point Field Goals Made	
19-20:	1 at Oklahoma (11/10/19)
C:	4 vs. Coppin State (12/20/18)
3-Point Field Goals Attempted	
19-20:	2 at Oklahoma (11/10/19)
C:	8 vs. Oklahoma (11/22/18)
Free Throws Made	
19-20:	
C:	4 vs. Alabama A&M (11/28/18)
Free Throws Attempted	
19-20:	
C:	4 (2x) last at Louisiana Tech (3/7/19)
Minutes	
19-20:	11 vs. Boise State (11/10/19)
C:	27 at Chicago State (11/20/18)
Double Figures	
19-20:	
C:	Three Times
Double Doubles	
19-20:	
C:	N/A

WHITLEY GAME-BY-GAME

Opponent	MIN	FG-FGA	PCT	3FG-FGA	PCT	FT-FTA	PCT	O-D-T	AVG	PF	A	TO	BLK	STL	TP	AVG
South Alabama	5	0-0	.000	0-0	.000	0-0	.000	0-0-0	0.0	0	0	0	0	0	0	0.0
Oklahoma	5	1-2	.500	1-2	.500	0-0	.000	0-0-0	0.0	2	0	0	0	0	3	1.5
Boise State	11	0-0	.000	0-0	.000	0-0	.000	0-0-0	0.0	0	0	1	0	0	0	1.0
Auburn																
McNeese State																
UAH																
Samford																
Memphis																
Alcorn State																
Colorado																
Texas Southern																
Tuskegee																
Charlotte																
Old Dominion																
WKU																
Marshall																
FIU																
Florida Atlantic																
Southern Miss																
Louisiana Tech																
UTSA																
UTEP																
Rice																
North Texas																
Middle Tennessee																
Middle Tennessee																

CAREER STATISTICS

Season	GP-GS	MIN/AVG.	FG-FGA	PCT.	3FG-FGA	PCT.	FT-FTA	PCT.	O-D-T	AVG.	PF	FO	AST	TO	BLK	STL	PTS	AVG.
18-19	27-0	269/10.0	25-88	.284	17-72	.236	13-21	.619	6-9-15	0.6	15	0	22	15	0	7	80	3.0
19-20	3-0	21/7.0	1-2	.500	1-2	.500	0-0	.000	0-0-0	0.0	2	0	0	1	0	0	3	1.0
TOTAL	30-0	290/9.7	26-90	.289	18-74	.243	13-21	.619	6-9-15	0.6	17	0	22	16	0	7	83	2.8





SAM MITCHELL

GUARD

#2

5-6 | Fr.
Downers Grove, Ill. | Montini Catholic

QUICK HITS

HIGH SCHOOL

Helped lead Montini Catholic to post season play all four years with a two-year record of 66-8...Named to All-State and Daily Herald All-Area conference teams...Four time All-Area conference team honoree...Member of student government, National Honors Society, baking club, head of the Montini Catholic Fan Club and served as a peer leader

CAREER HIGHS

Points
19-20:
C:

Rebounds
19-20: 3 vs. South Alabama (11/8/19)
C: 3 vs. South Alabama (11/8/19)

Assists
19-20: 2 vs. South Alabama (11/8/19)
C: 2 vs. South Alabama (11/8/19)

Blocks
19-20:
C:

Steals
19-20: 1 vs. South Alabama (11/8/19)
C: 1 vs. South Alabama (11/8/19)

Field Goals Made
19-20:
C:

Field Goals Attempted
19-20: 2 vs. South Alabama (11/8/19)
C: 2 vs. South Alabama (11/8/19)

3-Point Field Goals Made
19-20:
C:

3-Point Field Goals Attempted
19-20: 2 vs. South Alabama (11/8/19)
C: 2 vs. South Alabama (11/8/19)

Free Throws Made
19-20:
C:

Free Throws Attempted
19-20:
C:

Minutes
19-20: 6 vs. South Alabama (11/8/19)
C: 6 vs. South Alabama (11/8/19)

Double Figures
19-20:
C:

Double Doubles
19-20:
C:

MITCHELL GAME-BY-GAME

Opponent	MIN	FG-FGA	PCT	3FG-FGA	PCT	FT-FTA	PCT	O-D-T	AVG	PF	A	TO	BLK	STL	TP	AVG
South Alabama	6	0-2	.000	0-2	.000	0-0	.000	0-3-3	3.0	1	2	0	0	1	0	0.0
Oklahoma	5	0-1	.000	0-1	.000	0-0	.000	0-1-1	2.0	0	0	0	0	0	0	0.0
Boise State	2	0-0	.000	0-0	.000	0-0	.000	0-0-0	1.3	1	1	1	0	0	0	0.0
1 Auburn																
McNeese State																
UAH																
Samford																
Memphis																
Alcorn State																
Colorado																
Texas Southern																
Tuskegee																
Charlotte																
Old Dominion																
WKU																
Marshall																
FIU																
Florida Atlantic																
Southern Miss																
Louisiana Tech																
UTSA																
UTEP																
Rice																
North Texas																
Middle Tennessee																
Middle Tennessee																

CAREER STATISTICS

Season	GP-GS	MIN/AVG.	FG-FGA	PCT.	3FG-FGA	PCT.	FT-FTA	PCT.	O-D-T	AVG.	PF	FO	AST	TO	BLK	STL	PTS	AVG.
19-20	3-0	13/4.3	0-3	.000	0-3	.000	0-0	.000	0-4-4	1.3	2	0	3	1	0	1	0	0.0
TOTAL	3-0	13/4.3	0-3	.000	0-3	.000	0-0	.000	0-4-4	1.3	2	0	3	1	0	1	0	0.0





ANGELA VENDRELL

FORWARD

#3

6-2 | Sr.

Alicante, Spain | CB Claret Benimaclet

QUICK HITS

-Sits at sixth in UAB history in blocks (88)

2018-19 (JUNIOR)

One of five players to appear in all 33 games, including 31 starts on the season...Tied for the team leader in rebounds (5.3), reeling in a career best 13 on two occasions...Led UAB on the boards 10 times and assists three times...The only Blazer with multiple double-doubles...First double-double came in a victory over Marshall (Feb. 14) when she reeled in 13 boards and dished out 11 assists...Second double-double came in the first round of the WNIT at Troy (March 21) when she finished with a career high 15 points and 13 rebounds...Recorded a career best in field goals made (7), field goals attempted (12) and minutes played (39) against Troy...Ranked second in C-USA in blocks (39) and third in blocks per game (1.2)

CAREER HIGHS

Points
19-20:12 vs. South Alabama (11/8/19)
C: 15 at Troy (3/21/19)

Rebounds
19-20:14 vs. South Alabama (11/8/19)
C:14 vs. South Alabama (11/8/19)

Assists
19-20:5 vs. Boise State (11/15/19)
C:11 vs. Marshall (2/14/19)

Blocks
19-20:2 (2x) last vs. Boise State (11/15/19)
C: 7 at North Texas (3/1/18)

Steals
19-20:2 vs. South Alabama (11/8/19)
C:3 (7x) last vs. Marshall (2/14/19)

Field Goals Made
19-20:5 vs. South Alabama (11/8/19)
C:7 at Troy (3/21/19)

Field Goals Attempted
19-20:7 vs. South Alabama (11/8/19)
C:12 at Troy (3/21/19)

3-Point Field Goals Made
19-20:
C: 2 vs. WKU (2/16/19)

3-Point Field Goals Attempted
19-20:1 at Oklahoma (11/10/19)
C:3 (2x) last vs. WKU (2/16/19)

Free Throws Made
19-20:
C:7 vs. Tuskegee (12/30/17)

Free Throws Attempted
19-20:
C:8 vs. Tuskegee (12/30/17)

Minutes
19-20:
C:39 (2x) last at Troy (3/21/19)

Double Figures
19-20:Once
C: Five Times

Double Doubles
19-20:Once
C: Three Times

VENDRELL GAME-BY-GAME

Opponent	MIN	FG-FGA	PCT	3FG-FGA	PCT	FT-FTA	PCT	O-D-T	AVG	PF	A	TO	BLK	STL	TP	AVG
South Alabama*	34	5-7	.714	0-0	.000	2-2	1.000	4-10-14	14.0	2	2	3	2	2	12	12.0
Oklahoma*	24	0-3	.000	0-1	.000	2-2	1.000	0-12-12	13.0	2	3	5	0	0	2	7.0
Boise State*	28	2-3	.667	0-0	.000	0-0	.000	3-5-8	11.3	3	5	2	2	1	4	6.0
Auburn																
McNeese State																
UAH																
Samford																
Memphis																
Alcorn State																
Colorado																
Texas Southern																
Tuskegee																
Charlotte																
Old Dominion																
WKU																
Marshall																
FIU																
Florida Atlantic																
Southern Miss																
Louisiana Tech																
UTSA																
UTEP																
Rice																
North Texas																
Middle Tennessee																
Middle Tennessee																

CAREER STATISTICS

Season	GP-GS	MIN/AVG.	FG-FGA	PCT.	3FG-FGA	PCT.	FT-FTA	PCT.	O-D-T	AVG.	PF	FO	AST	TO	BLK	STL	PTS	AVG.
16-17	9-0	62/6.9	4-12	.333	1-3	.333	1-6	.167	3-11-14	1.6	5	0	7	5	0	3	10	1.1
17-18	34-34	671/19.7	57-172	.331	6-31	.194	23-41	.561	65-121-186	5.5	67	0	90	48	45	20	143	4.2
18-19	33-31	733/22.2	62-141	.440	11-28	.393	11-21	.524	33-143-176	5.3	82	2	98	48	39	32	146	4.4
19-20	3-3	86/28.7	7-13	.538	0-1	.000	4-4	1.000	7-27-34	11.3	7	0	10	10	4	3	18	6.0
TOTAL	79-68	1552/19.6	130-345	.377	18-63	.286	39-72	.542	108-302-410	5.2	161	2	205	111	88	58	317	4.0





EMILY FRASCO

GUARD

#5

5-8 | So.
Mount Prospect, Ill./ Prospect

QUICK HITS

2018-19 (FRESHMAN)

Appeared in 18 games for the Blazers...Hit the 18th UAB 3-pointer against Coppin State (Dec. 20), helping UAB set the program record for most in a single game...Netted a career high seven points at Chicago State (Nov. 20) on three made field goals and one made three pointer in 13 minutes played...Helped UAB set the program records for 3-pointers in a season (291), 3-point field goals attempted (811), the third best 3-point field goal percentage (35.9%) and fifth best free throw percentage (72.0%)...Named to the C-USA Commissioner's Academic Honor Roll and a recipient of the Conference Academic Medal

CAREER HIGHS

Points	
19-20:	
C:	7 at Chicago State (11/20/18)
Rebounds	
19-20:	
C:	3 at Chicago State (11/20/18)
Assists	
19-20:	
C:	1 (2x) last vs. Alcorn State (11/30/18)
Blocks	
19-20:	
C:	2 vs Alabama A&M (11/28/18)
Steals	
19-20:	
C:	1 (2x) last vs. Charlotte (3/14/19)
Field Goals Made	
19-20:	
C:	3 at Chicago State (11/20/18)
Field Goals Attempted	
19-20:	
C:	5 at Chicago State (11/20/18)
3-Point Field Goals Made	
19-20:	
C:	1 (2x) last vs. Coppin State (12/20/18)
3-Point Field Goals Attempted	
19-20:	
C:	2 (2x) last at Arkansas (3/24/19)
Free Throws Made	
19-20:	
C:	1 vs. Alabama A&M (11/28/18)
Free Throws Attempted	
19-20:	
C:	2 vs Alabama A&M (11/28/18)
Minutes	
19-20:	
C:	13 at Chicago State (11/20/18)
Double Figures	
19-20:	
C:	N/A
Double Doubles	
19-20:	
C:	N/A

FRASCO GAME-BY-GAME

Opponent	MIN	FG-FGA	PCT	3FG-FGA	PCT	FT-FTA	PCT	O-D-T	AVG	PF	A	TO	BLK	STL	TP	AVG
South Alabama	DNP															
Oklahoma	DNP															
Boise State	DNP															
Auburn																
McNeese State																
UAH																
Samford																
Memphis																
Alcorn State																
Colorado																
Texas Southern																
Tuskegee																
Charlotte																
Old Dominion																
WKU																
Marshall																
FIU																
Florida Atlantic																
Southern Miss																
Louisiana Tech																
UTSA																
UTEP																
Rice																
North Texas																
Middle Tennessee																
Middle Tennessee																

CAREER STATISTICS

Season	GP-GS	MIN/AVG.	FG-FGA	PCT.	3FG-FGA	PCT.	FT-FTA	PCT.	O-D-T	AVG.	PF	FO	AST	TO	BLK	STL	PTS	AVG.
18-19	18-0	57/3.2	6-16	.375	2-8	.250	1-2	.500	3-9-12	0.7	4	0	2	6	4	2	15	0.8
19-20																		
TOTAL	18-0	57/3.2	6-16	.375	2-8	.250	1-2	.500	3-9-12	0.7	4	0	2	6	4	2	15	0.8





SARA ROSENFELDT

FORWARD

#10

6-0 | So.
St. Charles, Ill. | St. Charles East

QUICK HITS

2018-19 (FRESHMAN)

Appeared in 30 games, the most among freshmen, and was the only newcomer to make the starting lineup on two occasions...Netted a career high six points at Chicago State (Nov. 20)...Reeled in a career high eight rebounds at Florida Gulf Coast (Dec. 21), helping UAB to the Hilton Garden Inn Classic Championship...Matched her career high of two field goals made in UAB's overtime victory over Middle Tennessee (Feb. 23)...Made first career start at Old Dominion and reeled in a pair of rebounds...Named to the C-USA Commissioner's Academic Honor Roll and was a recipient of the C-USA Academic Medal

CAREER HIGHS

Points	
19-20:.....	6 at Oklahoma (11/10/19)
C:.....	6 (2x) last at Oklahoma (11/10/19)
Rebounds	
19-20:.....	10 vs. South Alabama (11/8/19)
C:.....	10 vs. South Alabama (11/8/19)
Assists	
19-20:.....	1 vs. South Alabama (11/8/19)
C:.....	2 at Louisiana Tech (3/7/19)
Blocks	
19-20:.....	
C:.....	1 (4x) last vs North Texas (1/24/19)
Steals	
19-20:.....	
C:.....	3 vs. WKU (2/16/19)
Field Goals Made	
19-20:.....	1 at Oklahoma (11/10/19)
C:.....	2 (5x) last vs. Middle Tennessee (3/15/19)
Field Goals Attempted	
19-20:.....	4 (2x) last at Oklahoma (11/10/19)
C:.....	5 vs. Alabama A&M (11/18/18)
3-Point Field Goals Made	
19-20:.....	
C:.....	N/A
3-Point Field Goals Attempted	
19-20:.....	
C:.....	N/A
Free Throws Made	
19-20:.....	4 (2x) last at Oklahoma (11/10/19)
C:.....	4 (3x) last at Oklahoma (11/10/19)
Free Throws Attempted	
19-20:.....	6 (2x) last at Oklahoma (11/10/19)
C:.....	6 (3x) last at Oklahoma (11/10/19)
Minutes	
19-20:.....	24 at Oklahoma (11/10/19)
C:.....	24 at Oklahoma (11/10/19)
Double Figures	
19-20:.....	
C:.....	N/A
Double Doubles	
19-20:.....	
C:.....	N/A

ROSENFELDT GAME-BY-GAME

Opponent	MIN	FG-FGA	PCT	3FG-FGA	PCT	FT-FTA	PCT	O-D-T	AVG	PF	A	TO	BLK	STL	TP	AVG
South Alabama	19	0-4	.000	0-0	.000	4-6	.667	5-5-10	10.0	3	1	0	0	0	4	4.0
Oklahoma	24	1-4	.250	0-0	.000	4-6	.667	2-3-5	5.0	5	0	2	0	0	6	5.0
Boise State	DNP															
Auburn																
McNeese State																
UAH																
Samford																
Memphis																
Alcorn State																
Colorado																
Texas Southern																
Tuskegee																
Charlotte																
Old Dominion																
WKU																
Marshall																
FIU																
Florida Atlantic																
Southern Miss																
Louisiana Tech																
UTSA																
UTEP																
Rice																
North Texas																
Middle Tennessee																
Middle Tennessee																

CAREER STATISTICS

Season	GP-GS	MIN/AVG.	FG-FGA	PCT.	3FG-FGA	PCT.	FT-FTA	PCT.	O-D-T	AVG.	PF	FO	AST	TO	BLK	STL	PTS	AVG.
18-19	30-2	268/8.9	19-45	.422	0-0	.000	16-35	.457	26-49-75	2.5	42	0	10	14	4	13	54	1.8
19-20	2-0	43/21.5	1-8	.125	0-0	.000	8-12	.667	7-8-15	7.5	8	1	1	2	0	0	10	5.0
TOTAL	32-2	292/9.1	20-53	.377	0-0	.000	24-47	.511	33-57-90	2.8	50	1	11	16	4	13	64	2.0





TRISTA MAGEE

GUARD

#12

6-1 | RS-Sr.
Ellisville, Miss. | Alabama

QUICK HITS

2018-19 (REDSHIRT JUNIOR)

Appeared in 27 games, missing the final six games of the season due to injuries...Ranked fourth on the team in rebounds per game (4.9)...Led the Blazers on the boards in six games, reeling in a career-best 10 at Alabama State (Dec. 16) in Coach Norton's 100th career victory...Tallied double digit points on two occasions with a season high a15 points against Alcorn State (Nov. 30) on a career best six made field goals...Led UAB in assists one time with a career high four against Coppin State (Dec. 20)...Helped UAB set the program records for 3-pointers in a season (291), 3-point field goals attempted (811), the third best 3-point field goal percentage (35.9%) and fifth best free throw percentage (72.0%)...Named to the C-USA Commissioner's Academic Honor Roll

CAREER HIGHS

Points
19-20:.....14 (2x) last vs. Boise State (11/15/19)
C:.....16 at Old Dominion (1/4/18)

Rebounds
19-20:.....4 vs. South Alabama (11/8/19)
C:.....10 at Alabama State (12/16/18)

Assists
19-20:.....4 vs. South Alabama (11/8/19)
C:.....4 (3x) last vs. South Alabama (11/8/19)

Blocks
19-20:.....1 at Oklahoma (11/10/19)
C:.....2 at Old Dominion (2/7/19)

Steals
19-20:.....1 vs. South Alabama (11/8/19)
C:.....2 (5x) last vs. North Texas (1/24/19)

Field Goals Made
19-20:.....5 at Oklahoma (11/10/19)
C:.....6 vs. Alcorn State (11/30/18)

Field Goals Attempted
19-20:.....8 vs. South Alabama (11/8/19)
C:.....13 at Oklahoma (11/10/19)

3-Point Field Goals Made
19-20:.....4 at Oklahoma (11/10/19)
C:.....4 (3x) last at Oklahoma (11/10/19)

3-Point Field Goals Attempted
19-20:.....9 at Oklahoma (11/10/19)
C:.....9 at Oklahoma (11/10/19)

Free Throws Made
19-20:.....5 vs. Boise State (11/15/19)
C:.....5 vs. Boise State (11/15/19)

Free Throws Attempted
19-20:.....6 vs. Boise State (11/15/19)
C:.....6 (2x) last vs. Boise State (11/15/19)

Minutes
19-20:.....34 vs. Boise State (11/15/19)
C:.....34 vs. Boise State (11/15/19)

Double Figures
19-20:.....Twice
C:.....Six Times

Double Doubles
19-20:.....
C:..... N/A

MAGEE GAME-BY-GAME

Opponent	MIN	FG-FGA	PCT	3FG-FGA	PCT	FT-FTA	PCT	O-D-T	AVG	PF	A	TO	BLK	STL	TP	AVG
South Alabama*	30	2-8	.250	2-6	.333	0-0	.000	0-4-4	4.0	2	4	1	0	1	6	6.0
Oklahoma*	29	5-13	.385	4-9	.444	0-0	.000	0-3-3	3.5	3	1	0	1	0	14	10.0
Boise State*	34	3-7	.429	3-6	.500	5-6	.833	0-2-2	3.0	5	1	1	0	0	14	11.3
Auburn																
McNeese State																
UAH																
Samford																
Memphis																
Alcorn State																
Colorado																
Texas Southern																
Tuskegee																
Charlotte																
Old Dominion																
WKU																
Marshall																
FIU																
Florida Atlantic																
Southern Miss																
Louisiana Tech																
UTSA																
UTEP																
Rice																
North Texas																
Middle Tennessee																
Middle Tennessee																

CAREER STATISTICS

Season	GP-GS	MIN/AVG.	FG-FGA	PCT.	3FG-FGA	PCT.	FT-FTA	PCT.	O-D-T	AVG.	PF	FO	AST	TO	BLK	STL	PTS	AVG.
17-18	22-0	244/11.1	26-71	.366	23-54	.426	11-17	.647	9-37-46	2.1	35	0	12	19	5	3	86	3.9
18-19	27-0	462/17.1	32-103	.311	22-73	.301	20-26	.769	26-107-133	4.9	49	1	30	19	10	18	106	3.9
19-20	3-3	93/31.0	10-28	.357	9-21	.429	5-6	.833	0-9-9	3.0	10	1	6	2	1	1	34	11.3
TOTAL	52-3	799/15.4	68-202	.337	54-148	.365	36-49	.735	35-153-188	3.6	94	2	48	40	16	22	226	4.3





KATELYNN THOMAS

FORWARD

#13

6-0 | Sr.
Birmingham, Ala. | Shades Valley

QUICK HITS

2018-19 (JUNIOR)

One of four players to start in all 33 games...Shot 62.0 percent from the field (183-295) the third highest in UAB single season history and the seventh best mark in the NCAA...Led C-USA in FG%...Named to the Junkanoo Jam All-Tournament Team after averaging 20.5 points per game, including 22 in the Blazers victory over Oklahoma...The only Blazer to finish in double figures in two WNIT games...Netted a career best 25 points on two occasions, the first coming at Louisiana Tech (March 7) and the second against Troy (March 21) in the first round of the WNIT...Ranked third on the team in rebounds per game with 5.1...Led the Blazers in points seven times with five games with 20 or more points...Led UAB in rebounds on seven occasions...Recorded a double double against McNeese State (Dec. 8) with 14 points and 11 rebounds...Registered 20 games with at least five made field goals...Finished the season with career bests in field goals (183), free throws (57), rebounds (167), rebounds per game (5.1), blocks (29), points (423) and points per game (12.8)...Named to the C-USA Commissioner's Academic Honor Roll

CAREER HIGHS

Points	
19-20:8 vs. Boise State (11/15/19)	
C:25 (2x) last at Troy (3/21/19)	
Rebounds	
19-20:4 vs. Boise State (11/15/19)	
C:12 vs. Middle Tennessee (2/22/18)	
Assists	
19-20:	
C:2 vs. Tennessee (11/24/18)	
Blocks	
19-20:	
C:3 (3x) last vs. Middle Tennessee (3/15/19)	
Steals	
19-20:1 vs. Boise State (11/15/19)	
C:3 vs. Southern Miss (1/12/19)	
Field Goals Made	
19-20:4 vs. Boise State (11/15/19)	
C:12 at Troy (3/21/19)	
Field Goals Attempted	
19-20:8 vs. Boise State (11/15/19)	
C:17 at Troy (3/21/19)	
3-Point Field Goals Made	
19-20:	
C: N/A	
3-Point Field Goals Attempted	
19-20:	
C: N/A	
Free Throws Made	
19-20:	
C:7 vs. Tennessee (11/24/18)	
Free Throws Attempted	
19-20:2 vs. Boise State (11/15/19)	
C:9 (2x) last vs. Southern Miss (1/12/19)	
Minutes	
19-20:15 vs. Boise State (11/15/19)	
C:32 vs. Tennessee (11/24/18)	
Double Figures	
19-20:	
C:35 Times	
Double Doubles	
19-20:	
C:Once	

THOMAS GAME-BY-GAME

Opponent	MIN	FG-FGA	PCT	3FG-FGA	PCT	FT-FTA	PCT	O-D-T	AVG	PF	A	TO	BLK	STL	TP	AVG
South Alabama	DNP															
Oklahoma	DNP															
Boise State	15	4-8	.500	0-0	.000	0-2	.000	1-3-4	4.0	3	0	2	0	1	8	8.0
Auburn																
McNeese State																
UAH																
Samford																
Memphis																
Alcorn State																
Colorado																
Texas Southern																
Tuskegee																
Charlotte																
Old Dominion																
WKU																
Marshall																
FIU																
Florida Atlantic																
Southern Miss																
Louisiana Tech																
UTSA																
UTEP																
Rice																
North Texas																
Middle Tennessee																
Middle Tennessee																

CAREER STATISTICS

Season	GP-GS	MIN/AVG.	FG-FGA	PCT.	3FG-FGA	PCT.	FT-FTA	PCT.	O-D-T	AVG.	PF	FO	AST	TO	BLK	STL	PTS	AVG.
16-17	22-0	170/7.7	32-52	.615	0-0	.000	16-28	.571	17-25-42	1.9	21	0	1	15	5	5	80	3.6
17-18	34-6	527/15.5	129-216	.597	0-0	.000	21-38	.553	38-78-116	3.4	61	1	9	29	21	14	279	8.2
18-19	33-33	609/18.5	183-295	.620	0-0	.000	57-99	.576	55-112-167	5.1	84	1	6	42	29	16	423	12.8
19-20	1-0	15/15.0	4-8	.500	0-0	.000	0-2	.000	1-3-4	4.0	3	0	0	2	0	1	8	8.0
TOTAL	90-39	1321/14.7	348-571	.609	0-0	.000	94-167	.562	111-218-329	3.7	169	2	16	8	55	36	790	8.8





SUMMER SCHLOSS

FORWARD

#22

6-1 | Fr.
Gastonia, N.C. | Ashbrook

QUICK HITS

HIGH SCHOOL

Averaged 16.4 rebounds, 15.5 points, 0.5 charges and 0.6 steals per game at Ashbrook High in North Carolina..Held a career record of 110-18...Advanced to the postseason all four seasons including the conference championship her senior year... Named All-District and All-County three times...Named Conference Player of the Year...First player in Ashbrook history to record 1000 rebounds...Member of both track and field and volleyball teams...Participated in state championship meet for track and field...Honors student, class president and member of the honor society

CAREER HIGHS

Points	19-20:	C:
Rebounds	19-20:	C:
Assists	19-20:	C:
Blocks	19-20:	C:
Steals	19-20:	C:
Field Goals Made	19-20:	C:
Field Goals Attempted	19-20:	C:
3-Point Field Goals Made	19-20:	C:
3-Point Field Goals Attempted	19-20:	C:
Free Throws Made	19-20:	C:
Free Throws Attempted	19-20:	C:
Minutes	19-20:	C:
Double Figures	19-20:	C:
Double Doubles	19-20:	C:

SCHLOSS GAME-BY-GAME

Opponent	MIN	FG-FGA	PCT	3FG-FGA	PCT	FT-FTA	PCT	O-D-T	AVG	PF	A	TO	BLK	STL	TP	AVG
South Alabama	DNP															
Oklahoma	DNP															
Boise State	DNP															
Auburn																
McNeese State																
UAH																
Samford																
Memphis																
Alcorn State																
Colorado																
Texas Southern																
Tuskegee																
Charlotte																
Old Dominion																
WKU																
Marshall																
FIU																
Florida Atlantic																
Southern Miss																
Louisiana Tech																
UTSA																
UTEP																
Rice																
North Texas																
Middle Tennessee																
Middle Tennessee																

CAREER STATISTICS

Season	GP-GS	MIN/AVG.	FG-FGA	PCT.	3FG-FGA	PCT.	FT-FTA	PCT.	O-D-T	AVG.	PF	FO	AST	TO	BLK	STL	PTS	AVG.
19-20																		
TOTAL																		



@UAB_WBB

GAME 4: UAB VS. AUBURN

19

6 P.M. | BARTOW ARENA

@UAB_WBBALL





LEA KERSTEIN

GUARD

#23

5-8 | RS-Jr.
West Chicago, Ill. | Montini Catholic

QUICK HITS

2018-19 (SOPHOMORE)

Appeared in 30 games for UAB...Netted a career high 16 points at UTEP (Jan. 17) on a career best six field goals, including four 3-pointers...Recorded her first double digit scoring performance against McNeese State (Dec. 8) on a 4-for-5 game from beyond the arc...Matched a career high of four rebounds on two occasions first against Coppin State (Dec. 20) and again in the regular season finale at Louisiana Tech (March 7)...Dished out a career high six assists at Louisiana Tech (March 7)...Played a career high 20 minutes in the second round of the WNIT at Arkansas (March 24)...Helped UAB set the program records for 3-pointers in a season (291), 3-point field goals attempted (811), the third best 3-point field goal percentage (35.9%) and fifth best free throw percentage (72.0%)...Named to the C-USA Commissioner's Academic Honor Roll

CAREER HIGHS

Points	
19-20:.....	4 (2x) last at Oklahoma (11/10/19)
C:.....	16 at UTEP (1/17/19)
Rebounds	
19-20:.....	2 vs. South Alabama (11/8/19)
C:.....	4 (2x) last at Louisiana Tech (3/7/19)
Assists	
19-20:.....	4 vs. South Alabama (11/8/19)
C:.....	6 at Louisiana Tech (3/7/19)
Blocks	
19-20:.....	
C:.....	N/A
Steals	
19-20:.....	
C:.....	2 vs. Florida Atlantic (1/27/18)
Field Goals Made	
19-20:.....	1 (2x) last at Oklahoma (11/10/19)
C:.....	6 at UTEP (1/17/19)
Field Goals Attempted	
19-20:.....	5 at Oklahoma (11/10/19)
C:.....	10 at UTEP (1/17/19)
3-Point Field Goals Made	
19-20:.....	1 vs. South Alabama (11/8/19)
C:.....	4 at UTEP (1/17/19)
3-Point Field Goals Attempted	
19-20:.....	3 at Oklahoma (11/10/19)
C:.....	7 (2x) last at UTEP (1/17/19)
Free Throws Made	
19-20:.....	2 at Oklahoma (11/10/19)
C:.....	2 (4x) last at Oklahoma (11/10/19)
Free Throws Attempted	
19-20:.....	2 (2x) last at Oklahoma (11/10/19)
C:.....	2 (7x) last at Oklahoma (11/10/19)
Minutes	
19-20:.....	18 at Oklahoma (11/10/19)
C:.....	20 (3x) last at Arkansas (3/24/19)
Double Figures	
19-20:.....	
C:.....	Twice
Double Doubles	
19-20:.....	
C:.....	N/A

KERSTEIN GAME-BY-GAME

Opponent	MIN	FG-FGA	PCT	3FG-FGA	PCT	FT-FTA	PCT	O-D-T	AVG	PF	A	TO	BLK	STL	TP	AVG
South Alabama	14	1-2	.500	1-2	.500	1-2	.500	0-2-2	2.0	0	4	1	0	0	4	4.0
Oklahoma	18	1-5	.200	0-3	.000	2-2	1.000	0-0-0	1.0	2	3	0	0	0	4	4.0
Boise State	12	0-2	.000	0-1	.000	0-0	.000	0-0-0	0.7	1	0	1	0	0	0	2.7
Auburn																
McNeese State																
UAH																
Samford																
Memphis																
Alcorn State																
Colorado																
Texas Southern																
Tuskegee																
Charlotte																
Old Dominion																
WKU																
Marshall																
FIU																
Florida Atlantic																
Southern Miss																
Louisiana Tech																
UTSA																
UTEP																
Rice																
North Texas																
Middle Tennessee																
Middle Tennessee																

CAREER STATISTICS

Season	GP-GS	MIN/AVG.	FG-FGA	PCT.	3FG-FGA	PCT.	FT-FTA	PCT.	O-D-T	AVG.	PF	FO	AST	TO	BLK	STL	PTS	AVG.
17-18	28-0	305/10.9	21-80	.263	15-57	.263	4-4	1.00	4-23-27	1.0	14	0	10	11	0	6	61	2.2
18-19	30-0	338/11.3	32-87	.368	22-62	.355	5-7	.714	2-39-41	1.4	18	0	26	18	0	4	91	3.0
19-20	3-0	42/14.0	2-9	.222	1-6	.167	3-4	.750	0-2-2	0.7	3	0	7	2	0	0	8	2.7
TOTAL	61-0	687/11.3	55-176	.313	38-125	.304	12-15	.800	6-64-70	1.1	35	0	43	31	0	10	160	2.6





AUDREY JORDAN

GUARD

#24

5-10 | RS-Fr.
Atlanta, Ga. | Harrison

QUICK HITS

- Redshirted last season for UAB

HIGH SCHOOL

Averaged 14.0 ppg and 6.0 rpg... State runner-up in 2017 and 2018... Won the school's first region championship in 2018... GHSA All-State honoree... Georgia Athletic Coaches Association All-State member... Member of the Marietta Daily Journal All-Cobb County First Team... Named to the Atlanta Journal-Constitution All-Metro and All-State Teams... Fourth-highest scorer in school history

CAREER HIGHS

Points	19-20:	C:
Rebounds	19-20:	C:
Assists	19-20:	C:
Blocks	19-20:	C:
Steals	19-20:	C:
Field Goals Made	19-20:	C:
Field Goals Attempted	19-20:	C:
3-Point Field Goals Made	19-20:	C:
3-Point Field Goals Attempted	19-20:	C:
Free Throws Made	19-20:	C:
Free Throws Attempted	19-20:	C:
Minutes	19-20:	C:
Double Figures	19-20:	C:
Double Doubles	19-20:	C:

JORDAN GAME-BY-GAME

Opponent	MIN	FG-FGA	PCT	3FG-FGA	PCT	FT-FTA	PCT	O-D-T	AVG	PF	A	TO	BLK	STL	TP	AVG
South Alabama	DNP															
Oklahoma	DNP															
Boise State	DNP															
Auburn																
McNeese State																
UAH																
Samford																
Memphis																
Alcorn State																
Colorado																
Texas Southern																
Tuskegee																
Charlotte																
Old Dominion																
WKU																
Marshall																
FIU																
Florida Atlantic																
Southern Miss																
Louisiana Tech																
UTSA																
UTEP																
Rice																
North Texas																
Middle Tennessee																
Middle Tennessee																

CAREER STATISTICS

Season	GP-GS	MIN/AVG.	FG-FGA	PCT.	3FG-FGA	PCT.	FT-FTA	PCT.	O-D-T	AVG.	PF	FO	AST	TO	BLK	STL	PTS	AVG.
19-20																		
TOTAL																		



@UAB_WBB

GAME 4: UAB VS. AUBURN

21

6 P.M. | BARTOW ARENA

@UAB_WBBALL





JASMINE GRACIE

FORWARD

#25

6-0 | Fr.
Huntsville, Ala. | Madison Academy

QUICK HITS

HIGH SCHOOL

Won back-to-back State Championships at Madison Academy in 2017 and 2018...All-State Honorable Mention in her sophomore season...Member of the 2018 North-South Basketball All-Star Team...Class 4A Girls State Championship All-Tournament Team member in 2017 and 2018...Class 4A North East Regional All-Tournament Team member in 2018...Class 5A Girls All-Area Tournament Team member in 2019...Class 5A Girls State Championships runner-up in 2019...Averaged 10.2 points and seven rebounds per game in her career...Helped lead Madison Academy to a 108-22 record in four years

CAREER HIGHS

Points	19-20:	C:
Rebounds	19-20:	C:
Assists	19-20:	C:
Blocks	19-20:	C:
Steals	19-20:	C:
Field Goals Made	19-20:	C:
Field Goals Attempted	19-20:	C:
3-Point Field Goals Made	19-20:	C:
3-Point Field Goals Attempted	19-20:	C:
Free Throws Made	19-20:	C:
Free Throws Attempted	19-20:	C:
Minutes	19-20:	C:
Double Figures	19-20:	C:
Double Doubles	19-20:	C:

GRACIE GAME-BY-GAME

Opponent	MIN	FG-FGA	PCT	3FG-FGA	PCT	FT-FTA	PCT	O-D-T	AVG	PF	A	TO	BLK	STL	TP	AVG
South Alabama	DNP															
Oklahoma	DNP															
Boise State	DNP															
Auburn																
McNeese State																
UAH																
Samford																
Memphis																
Alcorn State																
Colorado																
Texas Southern																
Tuskegee																
Charlotte																
Old Dominion																
WKU																
Marshall																
FIU																
Florida Atlantic																
Southern Miss																
Louisiana Tech																
UTSA																
UTEP																
Rice																
North Texas																
Middle Tennessee																
Middle Tennessee																

CAREER STATISTICS

Season	GP-GS	MIN/AVG.	FG-FGA	PCT.	3FG-FGA	PCT.	FT-FTA	PCT.	O-D-T	AVG.	PF	FO	AST	TO	BLK	STL	PTS	AVG.
19-20																		
TOTAL																		



@UAB_WBB

GAME 4: UAB VS. AUBURN

22

6 P.M. | BARTOW ARENA

@UAB_WBBALL





RACHAEL CHILDRESS

GUARD

#32

5-10 | Sr.
Rogersville, Ala. | Lawrence County

QUICK HITS

- Named to the C-USA Preseason Team
- NCAA active career leader in 3-point FG's made (324)
- Became UAB's all time leader in 3-pointers after sinking her 8th three against South Alabama Nov. 8
- Third all-time in C-USA history in career three-pointers made
- 18th in scoring in UAB history (1,341 points)

CAREER HIGHS

Points	
19-20:	26 vs. South Alabama (11/8/19)
C:	29 (2x) last vs. UTEP (3/2/19)
Rebounds	
19-20:	7 vs. South Alabama (11/8/19)
C:	11 vs. Mississippi Valley State (11/11/17)
Assists	
19-20:	3 vs. Boise State (11/15/19)
C:	5 (2x) last vs. Mississippi State (11/11/17)
Blocks	
19-20:	1 (2x) last vs. Boise State (11/15/19)
C:	2 (2x) last at Chicago State (11/20/18)
Steals	
19-20:
C:	3 (2x) last vs. Indiana (11/24/17)
Field Goals Made	
19-20:	9 vs. South Alabama (11/8/19)
C:	10 vs. UTEP (3/2/19)
Field Goals Attempted	
19-20:	18 vs. South Alabama (11/8/19)
C:	19 vs. UTEP 3/2/19)
3-Point Field Goals Made	
19-20:	8 vs. South Alabama (11/15/19)
C:	8 (3x) last vs. South Alabama (11/8/19)
3-Point Field Goals Attempted	
19-20:	15 vs. South Alabama (11/8/19)
C:	18 vs. McNeese State (12/8/18)
Free Throws Made	
19-20:	4 at Oklahoma (11/10/19)
C:	6 (3x) last vs. North Texas (1/24/19)
Free Throws Attempted	
19-20:	5 at Oklahoma (11/10/19)
C:	6 (7x) last vs. North Texas (1/24/19)
Minutes	
19-20:	35 (2x) last vs. Boise State (11/15/19)
C:	52 vs. North Texas (3/8/17)
Double Figures	
19-20:	Twice
C:	65 Times
Double Doubles	
19-20:
C:	Once

2018-19 (JUNIOR)

All-Conference USA First Team selection and Preseason All-Conference Team member...One of four players to start all 33 games...Set the program record for 3-pointers made in a season (110) and attempted (265)...Finished the year ranked eighth in the NCAA in 3-point field goals made, 12th in threes per game (3.3), 20th in 3-point field goal percentage (41.5%) and 21st in 3-pointers attempted (265)...Named to the Hilton Garden Inn Classic All-Tournament Team...Became the 29th member of UAB's 1000 point scorers club in UAB's victory over FGCU in the Hilton Garden Inn Classic championship game...Ranks 19th all time in career points at UAB (1,293)...Led UAB in scoring averaging 13.6 points per game in the season and 15.8 points per game in C-USA play...Led UAB in points a team high 11 times with 22 10+ point games and seven 20+ point games...Tied a career high 29 points on a career best eight made 3-pointers in a victory over UTEP (March 2)...Tallied 18 games with at least five or more 3-pointers...Recorded 20 points or more in seven straight conference games, helping UAB to a second place finish in league play...Helped UAB set the program records for 3-pointers in a season (291), 3-point field goals attempted (811), the third best 3-point field goal percentage (35.9%) and fifth best free throw percentage (72.0%)...Earned C-USA Spirit of Service Award, representing UAB for the winter selection...Named to the C-USA Commissioner's Academic Honor Roll

CHILDRESS GAME-BY-GAME

Opponent	MIN	FG-FGA	PCT	3FG-FGA	PCT	FT-FTA	PCT	O-D-T	AVG	PF	A	TO	BLK	STL	TP	AVG
South Alabama*	35	9-18	.500	8-15	.533	0-0	.000	0-7-7	7.0	0	1	1	0	0	26	26.0
Oklahoma*	29	1-12	.083	0-6	.000	4-5	.800	0-4-4	5.5	3	0	4	1	0	6	16.0
Boise State*	35	5-14	.357	4-10	.400	2-2	1.000	0-5-5	5.3	2	3	1	1	0	16	16.0
Auburn																
McNeese State																
UAH																
Samford																
Memphis																
Alcorn State																
Colorado																
Texas Southern																
Tuskegee																
Charlotte																
Old Dominion																
WKU																
Marshall																
FIU																
Florida Atlantic																
Southern Miss																
Louisiana Tech																
UTSA																
UTEP																
Rice																
North Texas																
Middle Tennessee																
Middle Tennessee																

CAREER STATISTICS

Season	GP-GS	MIN/AVG.	FG-FGA	PCT.	3FG-FGA	PCT.	FT-FTA	PCT.	O-D-T	AVG.	PF	FO	AST	TO	BLK	STL	PTS	AVG.
16-17	30-22	950/31.7	128-311	.412	95-236	.403	22-32	.688	28-87-115	3.8	46	0	43	44	9	15	373	12.4
17-18	34-34	1073/31.6	149-368	.405	107-247	.433	65-72	.903	18-85-103	3.0	35	0	68	32	8	12	470	13.8
18-19	33-33	1034/31.3	155-379	.409	110-265	.415	30-34	.882	11-102-113	3.4	32	0	45	40	6	12	450	13.6
19-20	3-3	99/33.0	15-44	.341	12-31	.387	6-7	.857	0-16-16	5.3	5	0	4	6	2	0	48	16.0
TOTAL	100-92	3156/31.6	447-1102	.406	324-779	.416	123-145	.848	57-290-347	3.5	118	0	160	122	25	39	1341	13.4





IMANI JOHNSON

GUARD

#34

5-8 | Sr.
Southaven, Miss. | Desoto Central

QUICK HITS

2018-19 (JUNIOR)

Appeared in 31 games for UAB...Netted a career high 18 points with eight made free throws against Alabama A&M (Nov. 28) to lead UAB in scoring...Registered eight double digit scoring games, including 17 points against Troy (March 21) in the first round of the WNIT...Matched her career best six made field goals against Troy...Recorded three consecutive games with a 3-pointer: at Old Dominion (Feb. 7), at Charlotte (Feb. 9) and against Marshall (Feb. 14)...Set career bests in field goals (86), 3-pointers (6) and points (231)...Named to the C-USA Commissioner's Academic Honor Roll

CAREER HIGHS

Points	
19-20:	16 vs. Boise State (11/15/19)
C:	18 vs Alabama A&M (11/28/18)
Rebounds	
19-20:	8 at Oklahoma (11/10/19)
C:	11 vs. Florida Atlantic (1/27/18)
Assists	
19-20:	3 vs. Boise State (11/15/19)
C:	3 (2x) last vs. Boise State (11/15/19)
Blocks	
19-20:	
C:	2 vs. Louisiana Tech (1/10/19)
Steals	
19-20:	
C:	3 vs. Miles College (11/15/17)
Field Goals Made	
19-20:	5 (2x) last vs. Boise State (11/15/19)
C:	6 (5x) last at Troy (3/21/19)
Field Goals Attempted	
19-20:	10 vs. Boise State (11/15/19)
C:	13 at Troy (3/21/19)
3-Point Field Goals Made	
19-20:	1 vs. South Alabama (11/8/19)
C:	1 (10x) last vs. South Alabama (11/8/19)
3-Point Field Goals Attempted	
19-20:	2 vs. South Alabama (11/8/19)
C:	3 vs. Marshall (2/14/19)
Free Throws Made	
19-20:	
C:	8 (2x) last vs. Alabama A&M (11/28/18)
Free Throws Attempted	
19-20:	6 vs. Boise State (11/15/19)
C:	11 vs. Alabama State (12/19/17)
Minutes	
19-20:	25 vs. Boise State (11/15/19)
C:	32 vs. High Point (11/22/16)
Double Figures	
19-20:	Twice
C:	27 Times
Double Doubles	
19-20:	
C:	Once

JOHNSON GAME-BY-GAME

Opponent	MIN	FG-FGA	PCT	3FG-FGA	PCT	FT-FTA	PCT	O-D-T	AVG	PF	A	TO	BLK	STL	TP	AVG
South Alabama*	14	2-4	.500	1-2	.500	0-0	.000	0-2-2	2.0	4	0	1	0	0	5	5.0
Oklahoma*	21	5-8	.625	0-0	.000	3-4	.750	3-5-8	5.0	5	0	1	0	0	13	9.0
Boise State*	25	5-10	.500	0-0	.000	6-8	.750	3-3-6	5.3	1	3	7	0	0	16	11.3
Auburn																
McNeese State																
UAH																
Samford																
Memphis																
Alcorn State																
Colorado																
Texas Southern																
Tuskegee																
Charlotte																
Old Dominion																
WKU																
Marshall																
FIU																
Florida Atlantic																
Southern Miss																
Louisiana Tech																
UTSA																
UTEP																
Rice																
North Texas																
Middle Tennessee																
Middle Tennessee																

CAREER STATISTICS

Season	GP-GS	MIN/AVG.	FG-FGA	PCT.	3FG-FGA	PCT.	FT-FTA	PCT.	O-D-T	AVG.	PF	FO	AST	TO	BLK	STL	PTS	AVG.
16-17	27-8	336/12.4	43-91	.473	0-3	.000	23-42	.548	18-39-57	2.1	48	0	11	26	1	11	109	4.0
17-18	34-0	577/17.0	83-172	.483	4-12	.333	53-73	.726	49-86-135	4.0	81	3	23	50	3	23	223	6.6
18-19	31-0	483/15.6	86-183	.470	6-19	.316	53-65	.815	36-65-101	3.3	85	4	16	40	5	20	231	7.5
19-20	3-3	60/20.0	12-22	.545	1-2	.500	9-12	.750	6-10-16	5.3	10	1	3	9	0	0	34	11.3
TOTAL	95-11	1456/15.3	224-468	.479	11-36	.306	138-192	.719	109-200-309	3.3	224	8	53	125	9	54	597	6.3





ZAKYIA WEATHERSBY

CENTER

#55

6-2 | Jr.
Collins, Miss. | Jones College

QUICK HITS

JONES COLLEGE

Second team All-MACJC South Division honoree...Averaged 10.6 points and 8.6 rebounds per game...Career highs include 24 points, 10 rebounds and 2 blocks against Three Rivers in the 2018-19 season...Helped lead Jones College to State, Regional and District championships in 2019

CAREER HIGHS

Points	19-20:
C:.....	9 vs. South Alabama (11/8/19)
Rebounds	19-20:
C:.....	3 vs. South Alabama (11/8/19)
Assists	19-20:
C:.....	
Blocks	19-20:
C:.....	
Steals	19-20:
C:.....	
Field Goals Made	19-20:
C:.....	3 vs. South Alabama (11/8/19)
Field Goals Attempted	19-20:
C:.....	5 vs. South Alabama (11/8/19)
3-Point Field Goals Made	19-20:
C:.....	
3-Point Field Goals Attempted	19-20:
C:.....	
Free Throws Made	19-20:
C:.....	3 vs. South Alabama (11/8/19)
Free Throws Attempted	19-20:
C:.....	6 vs. South Alabama (11/8/19)
Minutes	19-20:
C:.....	9 vs. South Alabama (11/8/19)
Double Figures	19-20:
C:.....	
Double Doubles	19-20:
C:.....	

WEATHERSBY GAME-BY-GAME

Opponent	MIN	FG-FGA	PCT	3FG-FGA	PCT	FT-FTA	PCT	O-D-T	AVG	PF	A	TO	BLK	STL	TP	AVG
South Alabama	9	3-5	.600	0-0	.000	3-6	.500	2-1-3	3.0	3	0	3	0	0	9	9.0
Oklahoma	7	1-2	.500	0-0	.000	0-0	.000	0-1-1	1.0	0	0	0	0	0	2	5.5
Boise State	DNP															
Auburn																
McNeese State																
UAH																
Samford																
Memphis																
Alcorn State																
Colorado																
Texas Southern																
Tuskegee																
Charlotte																
Old Dominion																
WKU																
Marshall																
FIU																
Florida Atlantic																
Southern Miss																
Louisiana Tech																
UTSA																
UTEP																
Rice																
North Texas																
Middle Tennessee																
Middle Tennessee																

CAREER STATISTICS

Season	GP-GS	MIN/AVG.	FG-FGA	PCT.	3FG-FGA	PCT.	FT-FTA	PCT.	O-D-T	AVG.	PF	FO	AST	TO	BLK	STL	PTS	AVG.
19-20	2-0	16/8.0	4-7	.571	0-0	.000	3-6	.500	2-2-4	2.0	3	0	0	3	0	0	11	5.5
TOTAL	2-0	16/8.0	4-7	.571	0-0	.000	3-6	.500	2-2-4	2.0	3	0	0	3	0	0	11	5.5



@UAB_WBB

GAME 4: UAB VS. AUBURN

25

6 P.M. | BARTOW ARENA

@UAB_WBBALL



2019-20 TV/RADIO ROSTER



Miyah Barnes
G // 5-5 // Sr. // 3L
Memphis, Tenn.



Margaret Whitley
G // 5-8 // So. // 1L
Geneva, Ill.



Sam Mitchell
G // 5-6 // Fr. // HS
Downers Grove, Ill.



Angela Vendrell
F // 6-2 // Sr. // 3L
Alicante, Spain



Emily Frasco
G // 5-11 // So. // 1L
Mount Prospect, Ill.



Sara Rosenfeldt
F // 6-0 // So. // 1L
St. Charles, Ill.



Trista Magee
G // 6-1 // RS-Sr. // 2L
Ellisville, Miss.



Katelynn Thomas
F // 6-0 // Sr. // 3L
Birmingham, Ala.



Summer Schloss
F // 6-1 // Fr. // HS
Gastonia, N.C.




Lea Kerstein
G // 5-8 // RS-Jr. // 2L
West Chicago, Ill.



Audrey Jordan
G // 5-10 // RS-Fr. // HS
Atlanta, Ga.



Jasmine Gracie
F // 6-0 // Fr. // HS
Huntsville, Ala.



Rachael Childress
G // 5-10 // Sr. // 3L
Rogersville, Ala.



Imani Johnson
F // 6-0 // Sr. // 3L
Southaven, Miss.



Zakyia Weathersby
C // 6-2 // Jr. // JC
Collins, Miss.



Randy Norton
Head Coach
Seventh Season



Taren Martin
Assoc. Head Coach
Seventh Season



Reagan Miller
Assistant Coach
Fourth Season



Dodie Dunson
Assistant Coach
Second Season



Kayla Alexander
Director of
Operations
Third Season



Ben Hardiman
Director of
Personnel Efficiency
Third Season



Grace Keheley
Graduate
Assistant
First Season



2019-20 UAB Basketball
UAB Combined Team Statistics (as of Nov 15, 2019)
All games



RECORD:	OVERALL	HOME	AWAY	NEUTRAL
ALL GAMES	1-2	1-1	0-1	0-0
CONFERENCE	0-0	0-0	0-0	0-0
NON-CONFERENCE	1-2	1-1	0-1	0-0

#	Player	gp-gs	min	avg	Total			3-Point		F-Throw		Rebounds					pts	avg				
					fg-fga	fg%	3fg-fga	3fg%	ft-fa	ft%	off	def	tot	avg	pf	dq			a	to	blk	stl
00	Barnes,Miyah	3-3	106	35.3	23-41	.561	9-17	.529	4-5	.800	1	12	13	4.3	3	0	15	11	1	5	59	19.7
32	Childress,Rachael	3-3	99	33.0	15-44	.341	12-31	.387	6-7	.857	0	16	16	5.3	5	0	4	6	2	0	48	16.0
34	Johnson,Imani	3-3	60	20.0	12-22	.545	1-2	.500	9-12	.750	6	10	16	5.3	10	1	3	9	0	0	34	11.3
12	Magee,Trista	3-3	94	31.3	10-28	.357	9-21	.429	5-6	.833	0	9	9	3.0	10	1	6	2	1	1	34	11.3
13	Thomas,Katelynn	1-0	15	15.0	4-8	.500	0-0	.000	0-2	.000	1	3	4	4.0	3	0	0	2	0	1	8	8.0
03	Vendrell,Angela	3-3	87	29.0	7-13	.538	0-1	.000	4-4	1.000	7	27	34	11.3	7	0	10	10	4	3	18	6.0
55	Weathersby,Zakyia	2-0	16	8.0	4-7	.571	0-0	.000	3-6	.500	2	2	4	2.0	3	0	0	3	0	0	11	5.5
10	Rosenfeldt,Sara	2-0	44	22.0	1-8	.125	0-0	.000	8-12	.667	7	8	15	7.5	8	1	1	2	0	0	10	5.0
23	Kerstein,Lea	3-0	45	15.0	2-9	.222	1-6	.167	3-4	.750	0	2	2	0.7	3	0	7	2	0	0	8	2.7
01	Whitley,Margaret	3-0	21	7.0	1-2	.500	1-2	.500	0-0	.000	0	0	0	0.0	2	0	0	1	0	0	3	1.0
02	Mitchell,Sam	3-0	13	4.3	0-3	.000	0-3	.000	0-0	.000	0	4	4	1.3	2	0	3	1	0	1	0	0.0
Team											4	9	13									
Total.....		3	600		79-185	.427	33-83	.398	42-58	.724	28	102	130	43.3	56	3	49	49	8	11	233	77.7
Opponents.....		3	598		78-209	.373	24-86	.279	46-61	.754	38	84	122	40.7	58	-	31	38	8	25	226	75.3

TEAM STATISTICS	UABWBB	OPP	Date	Opponent	Score	Att.
SCORING	233	226	!	11/8/19	SOUTH ALABAMA	W 77-61 415
Points per game	77.7	75.3	!	11/10/19	at Oklahoma	L 75-82 1575
Scoring margin	+2.3	-	!	11/15/19	BOISE STATE	L 81-83 265
FIELD GOALS-ATT	79-185	78-209				
Field goal pct	.427	.373	* = Conference game			
3 POINT FG-ATT	33-83	24-86	! = Preseason WNIT			
3-point FG pct	.398	.279				
3-pt FG made per game	11.0	8.0				
FREE THROWS-ATT	42-58	46-61				
Free throw pct	.724	.754				
F-Throws made per game	14.0	15.3				
REBOUNDS	130	122				
Rebounds per game	43.3	40.7				
Rebounding margin	+2.7	-				
ASSISTS	49	31				
Assists per game	16.3	10.3				
TURNOVERS	49	38				
Turnovers per game	16.3	12.7				
Turnover margin	-3.7	-				
Assist/turnover ratio	1.0	0.8				
STEALS	11	25				
Steals per game	3.7	8.3				
BLOCKS	8	8				
Blocks per game	2.7	2.7				
ATTENDANCE	680	1575				
Home games-Avg/Game	2-340	1-1575				
Neutral site-Avg/Game	-	0-0				

Score by Periods	1st	2nd	3rd	4th	Totals
UAB	56	56	63	58	233
Opponents	52	57	72	45	226

