

CSUN MEN'S BASKETBALL GAME NOTES



2019-20 SCHEDULE & RESULTS

OVERALL: 0-3 BIG WEST: 0-0

NOV. 5	@ OREGON STATE	L, 67-87
NOV. 9	@ NEW MEXICO	L, 70-97
NOV. 12	VS. PEPPERDINE	L, 82-94
NOV. 15	@ AUBURN ²	4 P.M.
NOV. 17	@ RICHMOND ²	1 P.M.
NOV. 24	VS. COLGATE ²	6 P.M.
NOV. 25	@ GREEN BAY ²	5 P.M.
NOV. 30	VS. FRESNO STATE	3 P.M.
DEC. 4	@ PORTLAND	7 P.M.
DEC. 6	@ PORTLAND STATE	7:35 P.M.
DEC. 11	VS. NORTH DAKOTA STATE	7 P.M.
DEC. 15	@ PACIFIC	3 P.M.
DEC. 22	VS. SAN FRANCISCO STATE	3 P.M.
DEC. 28	@ BOISE STATE	3 P.M.
DEC. 31	VS. MORGAN STATE	12 P.M.
JAN. 4	VS. SAINT KATHERINE	3 P.M.
JAN. 8	VS. LONG BEACH STATE ¹	7 P.M.
JAN. 11	@ CAL POLY ¹	7 P.M.
JAN. 16	@ UC RIVERSIDE ¹	7 P.M.
JAN. 18	UC DAVIS ¹	3 P.M.
JAN. 22	@ UC SANTA BARBARA ¹	7 P.M.
JAN. 25	@ CAL STATE FULLERTON ¹	7:30 P.M.
JAN. 30	VS. UC SANTA BARBARA ¹	7 P.M.
FEB. 1	@ HAWAII ¹	10 P.M.
FEB. 8	VS. UC RIVERSIDE ¹	7 P.M.
FEB. 13	VS. CAL POLY ¹	7 P.M.
FEB. 15	@ UC DAVIS ¹	5 P.M.
FEB. 22	VS. UC IRVINE ¹	7 P.M.
FEB. 26	@ LONG BEACH STATE ¹	7 P.M.
FEB. 29	VS. CAL STATE FULLERTON ¹	7 P.M.
MAR. 4	@ UC IRVINE ¹	7 P.M.
MAR. 7	VS. HAWAII ¹	7 P.M.



MAR. 12-14 BIG WEST TOURNAMENT
All dates, times, and opponents are subject to change without notice.
All times are Pacific
HOME GAMES IN **BOLD** AT THE MATADOME
1 - Big West Conference Game
2 - Roman Legends Classic
3 - Big West Tournament at Honda Center (Anaheim, CA)

CSUN TRAVELS TO NO. 22 AUBURN, RICHMOND

CSUN AT #22 AUBURN

GAME #4	
DATE:	Friday, Nov. 15, 2019
TIME:	4 p.m. (PST)
LOCATION:	Auburn, AL
VENUE:	Auburn Arena
LIVE STATS:	Link at GoMatadors.com
LIVE VIDEO/TV:	SEC Network
LIVE AUDIO:	CSUN Sports Network
IN-GAME TWITTER:	@CSUNMBB

CSUN AT RICHMOND

GAME #5	
DATE:	Sunday, Nov. 17, 2019
TIME:	1 p.m. (PST)
LOCATION:	Richmond, VA
VENUE:	Robins Center
LIVE STATS:	Link at GoMatadors.com
LIVE VIDEO/TV:	ESPN+
LIVE AUDIO:	CSUN Sports Network
IN-GAME TWITTER:	@CSUNMBB

MATADORS BEGIN PLAY AT ROMAN LEGENDS CLASSIC

CSUN Men's Basketball kicks off play at the Roman Legends Classic presented by Old Trapper with a pair of campus site games at No. 22 Auburn on Friday at 4 p.m. and Richmond on Sunday at 1 p.m. (PST). Friday's game will air live on the SEC Network while ESPN+ will have coverage of Sunday's contest. Ghizal Hasan and Alan Zinsmeister are on the call in an audio broadcast on the CSUN Sports Network presented by Dignity Health for both games.

The Matadors dropped their home opener to Pepperdine 94-82 on Tuesday at The Matadome. The Waves stretched a 10-point halftime lead to 25 points with seven minutes to go in the second half. Terrell Gomez helped spark a furious rally down the stretch that saw the Matadors trim the Pepperdine lead to 12 points with a minute to play but the Waves held on in the final moments. Gomez finished with a career-high 33 points on 10-of-20 shooting including going 7-of-11 from 3-point range.

After his career night on the floor, Gomez is averaging a team-best 22.0 points through three games this season. Gomez is shooting a red-hot 56.0 percent from 3-point range (14-of-25). His scoring outburst also moved him further up the Matadors' career scoring leaderboard. After passing Mark Cooley (1964-67) and Todd Bowser (1986-91) Gomez is now up to 17th place on the career list with 1,069 points. Up next, Gomez could surpass Pat Bolden (1984-88) for 16th place with 13 points more points.

CSUN PROBABLE STARTERS (2019-20 STATS)

No.	Name	Pos.	Year	PPG	RPG	APG	FG%	3FG%	MPG
0	Lance Coleman II	F	R-Jr.	11.7	3.3	1.0	38.2	31.6	29.0
2	Elijah Harkless	G	So.	8.0	5.3	4.0	27.3	0.0	25.3
3	Terrell Gomez	G	Jr.	22.0	2.3	2.7	43.8	56.0	37.3
10	Darius Brown II	G	So.	11.3	3.7	5.0	51.9	50.0	32.0
11	Festus Ndumanya	F	Fr.	3.3	3.0	1.0	57.1	0.0	17.7

RESERVES

1	Rodney Henderson Jr.	G/F	Sr.	3.7	2.3	0.0	21.4	16.7	19.3
12	Alex Sokol	G	Jr.	-	-	-	-	-	-
14	Dmytro Skapintsev	C	Jr.	-	-	-	-	-	-
15	Ron Artest III	F	So.	1.7	1.0	0.0	40.0	0.0	4.3
20	Miles Brookins	F	Jr.	-	-	-	-	-	-
25	Jared Pearre	F	R-So.	4.0	2.7	0.7	.714	0.0	18.0
30	Michael Ou	C	So.	2.7	1.7	0.3	60.0	0.0	8.0
32	Brendan Harrick	G/F	R-Fr.	4.7	1.0	0.3	60.0	50.0	9.0
34	Mahamadou Kaba-Camara	C	Sr.	-	-	-	-	-	-
35	Lamine Diane	G/F	R-So.	-	-	-	-	-	-

FOR YOUR INFORMATION

General Information

Name . . . California State University, Northridge
 Abbreviation CSUN
 Mailing Address 18111 Nordhoff Street
 Northridge, CA 91330-8301
 Founded 1958
 Enrollment 38,310
 President Dr. Dianne F. Harrison
 Athletic Director Michael Izzi
 Executive Associate A.D./SWA . . . Valerie Richardson
 Faculty Athletic Representative . . . Dr. Ed Jackiewicz
 Nickname Matadors
 Colors Red, White and Black
 Conference Big West
 Home Court (Capacity). The Matadome (2,200)

Coaching Information

Head Coach Mark Gottfried (2nd Season)
 Alma Mater Alabama, 1987
 Overall NCAA D-I Record 415-264 (.611)
 Record at CSUN 13-24 (.351)
 Big West Record 7-9 (.438)
 Office Phone (818) 677-3208
 Assistant Coach Jim Harrick (2nd Season)
 Assistant Coach Jeff Dunlap (2nd Season)
 Assistant Coach Mo Williams (2nd Season)
 Director of Operations . . . John Van Houten (3rd Season)
 Athletic Trainer Steve Grech

Sports Information

MBB SID Nick Bocanegra
 SID Office Phone (818) 677-7188
 SID e-mail nicholas.bocanegra@csun.edu
 Website GoMatadors.com
 Twitter @GoMatadors, @CSUNMBB

Team Information

2018-19 Record 13-21
 2018-19 Big West Record 7-19 (T-6th)
 2018-19 Postseason Record 0-2
 Letterwinners Returning/Lost 10/3
 Starters Returning/Lost 4/1
 Newcomers 4
 Redshirts Returning 1

Historical Information

First Year of MBB 1958-59 (61 seasons)
 All-Time Record 780-921 (.459)
 All-Time Big West Record 122-168 (.421)
 Big West Conference Titles 2
 Big West Tournament Titles 1
 NCAA Tournament Appearances 2 ('01, '09)
 NCAA Div. II Tournament Apps. 3 ('78, '79, '85)
 All-Big West Conference Selections 40

WE ARE CSUN

We are now "CSUN" (See-Sun) and request that CSUN be used to refer to the school and its Division I athletic programs. Please do not refer to the school as "Cal State Northridge," "CS Northridge," "CSU Northridge," "CS North" or "Northridge." Both the men's and women's programs are the "Matadors" and there is no need to add "Lady" before any women's athletic program.

In his first season with the Matadors, junior Lance Coleman II is second on the team in scoring at 11.7 points per game to go with 3.3 rebounds. Sophomore Darius Brown II is also averaging in double figures with 11.3 points per game while he is sporting a team-high 5.0 assists per game. Another sophomore, Elijah Harkless is filling up the stat sheet this season, averaging 8.0 points, 5.3 rebounds and 4.0 assists.

The Matadors will play Auburn for the first time in program history on Friday night. CSUN seeks its first-ever win over an SEC team as it comes in with an 0-5 record against the conference. The Matadors' last game versus an SEC team took place in Nov. 2015 against Texas A&M (95-73 loss). CSUN has not defeated a nationally-ranked team since beating No. 23 Utah State, 63-62, in March 2004.

CSUN also takes on Richmond for the first time in men's basketball this Sunday. The Matadors are 0-2 all-time against Atlantic 10 teams with their last game taking place in Nov. 2016 against George Mason (78-73 overtime loss).

Following CSUN's first two games in the Roman Legends Classic this week, the Matadors will complete the tournament next week at the Green Bay Legends Sub Regional. The Green Bay Phoenix will host the three-team regional, which will also include Colgate. The Matadors take on Colgate on Sunday, Nov. 25 before facing host Green Bay on Monday, Nov. 26.

FOLLOW YOUR MATADORS ONLINE

All games this season will include live stats coverage and a free audio broadcast on GoMatadors.com. Home contests that are not televised will also feature a CSUN Sports Network video stream on Big West.TV. For road games, related links to the game, including for any live stats, audio and video, will be posted before the game on the men's basketball schedule page of GoMatadors.com. Fans are also encouraged to check the CSUN Athletics Department's official Twitter feed (@GoMatadors) and the Men's Basketball team's feed (@CSUNMBB) for updates of games in progress and news and notes throughout the week.

MATADORS' 2018-19 IN REVIEW

- CSUN posted its most overall wins last season since 2013-14
- The Matadors led the Big West in points per game (76.5), field goal percentage (46.0), steals per game (6.6) and block per game (4.5). CSUN finished second in 3-point percentage (36.1) and assists per game (15.1).
- Swept Cal Poly and UC Riverside during the league season while posting first win over UC Davis since 2014
- CSUN won the Continental Tire Las Vegas Classic Upper Division, beating SIUE and Rider during Christmas weekend. **Lamine Diane** earned MVP and All-Tournament honors.
- With a win over Pepperdine, the Matadors notched their first win over a West Coast Conference team since Nov. 2012 (San Diego) and their first road non-conference win since Dec. 2015 (Portland State).
- 26 of the Matadors' 34 games were decided by 10 points or fewer including 11 conference games

AN ALL-BIG WEST FIRST TEAMER

- Junior **Terrell Gomez** has averaged a team-high 22.0 points per game through three games this season
- Recorded a career-high 33 points to go with seven 3-pointers vs. Pepperdine (11/12/19)
 - Named 2019-20 Preseason All-Big West Team
 - Earned All-Big West First Team honors after leading the league in 3-point field goals (117) in 2018-19
 - Finished second in the Big West in points per game (19.2), third in free throw percentage (87.7), fifth in 3-point percentage (41.9) and 10th in assists per game (2.8)
 - His 3-point total and minutes per game average both ranked eighth-best in the nation.
 - Scored the second-most points (652) in a season in team history in 2018-19
 - Became the third-fastest Matador in team history to reach 1,000 career points in just two seasons
 - Took home Big West Freshman of the Year accolades in 2017-18

BROWN II LOOKING FOR AN ENCORE

- Sophomore **Darius Brown II** has averaged 11.3 points per game and 5.0 assists this season
- Tallied 13 points, eight rebounds and four assists at Oregon State (11/5/19)
 - Led the Big West with 176 total assists while he finished second in assists per game (5.2)
 - Tied for first place in the conference in assist-turnover ratio (3.0) and tied for sixth in steals per game (1.4)
 - His assist total was most ever by a CSUN freshman in team history; Finished fourth overall
 - Reached double figures 11 times (averaged 8.3 points) and dished out double-digit assists twice
 - Scored a season-high 25 points on 12-of-12 shooting to go with six assists at Washington State (11/27/18)
 - Dished out a career-best 11 assists in a win at Cal Poly (1/12/19)
 - Averaged 8.2 points, 5.6 assists and 4.7 rebounds in league play

ROCKET SET FOR LAUNCH

- Senior **Rodney "Rocket" Henderson Jr.** finished third on the team in scoring with 10.6 points last season
- Reached double figures 16 times including 10-straight times during a stretch last season
 - Shot 33.1 percent from 3-point range and 77.8 percent at the free throw line in his first season
 - Scored a season-high 23 points to go with four 3-pointers and three steals vs. Yale (1/5/19)
 - Pulled down a season-high eight rebounds and added 16 points at UC Riverside (1/9/19)
 - Went a perfect 5-for-5 from 3-point range, scoring 17 points vs. Pacific (12/16/18)
 - Averaged 9.6 points and 3.9 rebounds in league play

FUN with NUMBERS

3

The Matadors were picked to finish third in the Preseason Big West Media Poll.

76.5

The Matadors averaged a Big West-best 76.5 points per game last season

117

Terrell Gomez made history last season by breaking the Matadors' single-season 3-point field goals made record with 117

48

The CSUN coaching staff has advanced to a combined 48 NCAA Tournaments.

GOMATADORS.COM

The Matadors' website contains basic information for all 19 of CSUN's sports, including rosters and bios, schedules, press releases and updated statistics.

DIANE AMONG THE NATION'S BEST

Sophomore **Lamine Diane** was named an AP All-American and Big West Player of the Year last season

- Became first Big West player to win Player of the Year, Freshman of the Year and Newcomer of the Year awards all in the same season
- Also took home USBWA and NABC All-District IX honors
- Led the nation in field goals made (340) and finished sixth in points per game (24.8) and rebounds per game (11.3)
- Only player in the country to average above 24 points, 10 rebounds and two blocks (2.2)
- Led all freshmen in the country in rebounds per game and ranked second in points per game
- Broke school record for points (818), rebounds (368), field goals made, blocks (72) and double-doubles (20)
- Tied a CSUN Division I record with 39 points on 17-of-33 shooting at Cal State Fullerton (1/31/19)
- Scored 34 points vs. New Mexico (11/6/18) to set a team record for most points in a CSUN debut
- Made Big West history by becoming the first freshman to win three Big West Player of the Week awards

MEET THE MATADORS

- Junior transfer **Lance Coleman II** is averaging 11.7 points and 3.3 rebounds in three starts this season. Coleman II scored a season-high 19 points on 8-of-16 shooting at New Mexico. He transferred from Fullerton College where he won a state championship.
- Freshman **Festus Nduanya** has averaged 3.3 points and 3.0 rebounds while he has made two starts. He averaged a double-double in two seasons at Capistrano Valley Christian School.
- Junior transfer **Dmytro Skapintsev** competed in European SuperLeague with his hometown Cherkaski Mavpy in the Ukraine. He also played in European Cup in 2018-19, averaging 10 points and five rebounds.
- Junior transfer **Miles Brookins** spent two seasons at La Salle. He posted career-best averages of 5.0 points and 2.6 rebounds in 28 games last season. He also shot 51.0 percent from the field.

BACK FOR MORE

- Sophomore guard **Elijah Harkless** is averaging 8.0 points and 5.3 rebounds per game. He played in 18 games last season and averaged 3.9 points, 2.5 rebounds and 2.1 assists.
- Sophomore center **Michael Ou** is posting 2.7 points and 1.7 rebounds in three games. He started 13 games last year and finished averaging 4.2 points and 2.4 rebounds.
- Redshirt sophomore forward **Jared Pearre** has posted 4.0 points and 2.7 rebounds this season. A season ago, he started 13 games while averaging 2.9 points and 2.7 rebounds.
- Sophomore forward **Ron Artest III** joined the Matadors at the beginning of Big West play last season and finished the year averaging 2.4 points and 2.1 rebounds over 12.4 minutes per game.

EXPERIENCED COACHING STAFF LEADING THE MATADORS

- **Mark Gottfried** has 11 NCAA Tournament appearances in his 21-year head coaching career. He spent six seasons at NC State, helping the Wolfpack advance to the Sweet Sixteens twice. Gottfried also guided Alabama to five NCAA Tournament trips including one Elite Eight. He won a National title as an assistant at UCLA in 1995.
- Assistant coach **Jim Harrick** led four schools to the NCAA Tournament including UCLA, Pepperdine, Rhode Island and Georgia. A former National Coach of the Year, Harrick guided UCLA to a NCAA Championship in 1995.
- Assistant coach **Jeff Dunlap** served as a head coach of the St. John's Edge of the National Basketball League of Canada. He worked as an assistant to Gottfried and Harrick in his extensive 31-year career.
- Assistant coach **Mo Williams** won an NBA Championship with the Cleveland Cavaliers in 2016, capping a 13-year career. A National Freshman of the Year, Williams played for Gottfried for two seasons at Alabama.

A CLOSER LOOK AT AUBURN

The Tigers are 3-0 this season after picking up a 70-69 win at South Alabama on Tuesday. The victory over South Alabama concluded play at the Veterans Classic, which also included a 76-66 Auburn win over Davidson. Auburn was picked to finish fourth in the SEC in the preseason media poll. Fifth-year head coach Bruce Pearl led the Tigers to their first-ever Final Four appearance last season.

Series History with Auburn
First Meeting

Freshman Isaac Okoro leads the team in scoring with 14.3 points per game on 60.7 percent shooting (17-of-28). Senior Samir Doughty is also off to a strong start, averaging 13.7 points to go with 6.7 rebounds. Voted preseason All-SEC, senior Austin Wiley is averaging 6.7 points and 6.7 rebounds in three games.

A CLOSER LOOK AT RICHMOND

The Spiders (1-0) overcame a 10-point deficit with less than two minutes to play to defeat Saint Francis (PA.) 100-98 last Friday in their season opener. A season after finishing 13-20, Richmond was picked to finish sixth in this year's Preseason Atlantic 10 poll. In his 15th season at the helm, head coach Chris Mooney is the all-time winningest coach in Richmond team history. Richmond will host Vanderbilt on Thursday before facing the Matadors.

Series History with Richmond
First Meeting

Junior Nick Sherod scored 27 points while junior Jacob Gilyard added 24 points in the win over Saint Francis. The team's top two scorers from a year ago, junior Grant Golden and Gilyard both earned spots on the Preseason Atlantic 10 team. Golden posted 17.2 points and 7.1 rebounds while Gilyard averaged 16.2 points and 5.2 assists for the Spiders. Sherod also averaged in double figures, posting 12.7 points per game.

2019-20 CSUN MEN'S BASKETBALL ROSTER

NO	NAME	POS	HT	WT	YR	EXP	HOMETOWN (HS/PREVIOUS SCHOOL)
0	Lance Coleman II	F	6-6	205	RS-Jr.	TR	Antioch, Calif. (Fullerton College)
1	Rodney Henderson Jr.	G	6-5	195	Sr.	1V	Carson, Calif. (Santiago Canyon College)
2	Elijah Harkless	G	6-4	195	So.	1V	Rialto, Calif. (Etiwanda HS)
3	Terrell Gomez	G	5-8	160	Jr.	2V	Los Angeles, Calif. (Middlebrooks Academy)
10	Darius Brown II	G	6-1	180	So.	1V	Pasadena, Calif. (Pasadena HS)
11	Festus Ndumanya	F	6-7	220	Fr.	HS	Anambra, Nigeria (Capistrano Valley Christian School)
12	Alex Sokol	G	6-5	175	Jr.	2V	San Jose, Calif. (Valley Christian HS)
14	Dmytro Skapintsev	C	7-1	260	Jr.	TR	Cherkasy, Ukraine (Cherkasy Polytechnic Tech College)
15	Ron Artest III	F	6-7	215	So.	1V	New York, N.Y. (Hillcrest Prep)
20	Miles Brookins	F	6-9	220	Jr.	TR	Cypress, Calif. (La Salle University)
25	Jared Pearre	F	6-9	190	RS-So.	1V	McKinney, Texas (McKinney North HS)
30	Michael Ou	C	6-9	230	So.	1V	Guangdong, China (Mensual School)
32	Brendan Harrick	G/F	6-5	190	RS-Fr.	RS	Anaheim, Calif. (Esperanza HS)
34	Mahamadou Kaba-Camara	C	7-0	270	Sr.	3V	Conakry, Guinea (Balboa City HS)
35	Lamine Diane	G/F	6-8	205	RS-So.	1V	Dakar, Senegal (Findlay Prep HS)

Head Coach: Mark Gottfried • Second Season • University of Alabama

Assistant Coach: Jim Harrick • Second Season • University of Charleston

Assistant Coach: Jeff Dunlap • Second Season • UCLA

Assistant Coach: Mo Williams • Second Season • University of Alabama

Director of Basketball Operations: John Van Houten • Third Season • San Diego State University

Athletic Trainer: Steve Grech



Standing (Left to Right): Darius Brown II, Rodney Henderson Jr., Brendan Harrick, Festus Ndumanya, Michael Ou, Miles Brookins, Mahamadou Kaba-Camara, Dmytro Skapintsev, Lamine Diane, Jared Pearre, Ron Artest III, Lance Coleman II, Alex Sokol, Elijah Harkless, Terrell Gomez

Sitting (Left to Right): Devonte Morris (Manager), Jack Sternsein (Manager), Tyson Kygar (Grad Manager), Bob Alejo (Senior Associate A.D. for Performance), Mo Williams, Jeff Dunlap, Mark Gottfried, Jim Harrick, John Van Houten, Steve Grech, Brandon Billups (Grad Manager), Chris Porter (Manager), Andrew Dermovsesian (Manager)

PRONUNCIATION GUIDE >

Lamine Diane - Luh-meen Jah-neh
Terrell Gomez - Tuh-rell
Mahamadou Kaba-Camara - Mah-HA-mah-do KAH-bah Cah-mar-ah
Michael Ou - Oh
Festus Ndumanya - Nu-mahn-yah
Jared Pearre - Perry
Dmytro Skapintsev - Duh-me-tro Skah-PINT-sev
Alex Sokol - SOH-kull
Mark Gottfried - Got-freed
John Van Houten - Van-HOW-tin



HEAD COACH MARK GOTTFRIED

Second Season • Alabama, 1987 • 415-264 Overall Division I Record

An 11-time NCAA Tournament coach, Mark Gottfried enters his second season leading the Matador men's basketball program in 2019-20. Gottfried is the sixth head coach in the history of the program.

Gottfried ushered in a new era of Matador basketball this past season. He orchestrated a seven-game turnaround and guided CSUN to its most overall wins (13) and conference wins (7) in five seasons. The Matadors also played in a national postseason tournament for the first time since 2009 with an appearance in the College Basketball Invitational.

In 2018-19, CSUN's high-powered offense led the Big West in a host of categories including points per game (76.5), field goal percentage (46.0) and field goals made per game (28.5) while it finished second in 3-point percentage (36.1) and assists per game (15.1). The Matadors also paced the league in two defensive categories: steals per game (6.6) and blocks per game (4.5). During the year, the Matadors made team history by registering new records in field goals made (968) and blocks (154).

Under Gottfried, freshman Lamine Diane earned All-American honors and was named Big West Player of the Year, Freshman of the Year and Newcomer of the Year. Sophomore Terrell Gomez and Diane also earned All-Big West First Team accolades in Gottfried's first season.

Coaching in the Power Five Atlantic Coast and Southeastern conferences, Gottfried has a rich basketball background and track record of success in 21 seasons as a head coach, which includes stints at the University of Alabama, North Carolina State University and Murray State University. Prior to CSUN, Gottfried served as an assistant coach and scout with the Dallas Mavericks.

Gottfried has strong ties to the West Coast as an assistant coach under Jim Harrick at UCLA when the Bruins won the 1995 national championship.

Gottfried spent six seasons with NC State from 2011-17 where he led the Wolfpack to four NCAA Tournament appearances. He coached NC State to the Sweet Sixteen in his first season and back-to-back 24-win seasons in 2011-12 and 2012-13. In his second season at the helm, Gottfried guided NC State to a victory over top-ranked Duke, 84-76. He would lead the team to another Sweet Sixteen trip in 2014-15 after eliminating No. 1 seed Villanova.

Prior to NC State, he coached his alma-mater Alabama for 11 seasons as the Crimson Tide won two SEC championships and advanced to five NCAA Tournaments over that time. After coaching Alabama to an NIT runner-up finish in 2000-01, Gottfried led the team to a 27-win season and a conference championship. For his efforts, Gottfried was named 2002 SEC Coach of the Year. The next season, Alabama earned a No. 1 ranking in the AP poll for the first time in school history. In the 2003-04 campaign, Alabama upset top-ranked and top-seeded Stanford in the second round of the NCAA Tournament, and then defeated national champion Syracuse to reach the school's first-ever Elite Eight.

He began his head coaching career at Murray State where he became the first coach to win three Ohio Valley Conference titles in his first three years. The Racers advanced to the NIT in his first season and the NCAA Tournament in back-to-back years in 1997 and 1998. Murray State ranked 25th in the final AP poll with a record of 29-4 in 1997-98.

Gottfried's time on the sidelines began at UCLA as an assistant.

After making six-straight trips to the Big Dance, the Bruins won their first National Championship in 20 seasons in Gottfried's final year in Westwood. He also helped coach UCLA to the Elite Eight in 1992 and the Sweet Sixteen in 1990.

Gottfried began his collegiate playing career at Oral Roberts in 1983. In his only season with the Golden Eagles, Gottfried earned freshman All-American honors. He transferred to Alabama, where he started 98 consecutive games and helped the Crimson Tide advance to the Sweet Sixteen three-straight seasons. Gottfried left Alabama as the school record holder for the most 3-point field goals in a single game (8) and the all-time leader in 3-point field goal percentage (.485). After his collegiate career, Gottfried was selected in the seventh round by the Detroit Pistons in the 1987 NBA Draft.

He earned a degree in communications from Alabama in 1987. Gottfried received the Hayden Riley Top Scholar Award and the Bryant Award as the school's top scholar-athlete in his senior campaign.

Gottfried's File

- Led three schools to the NCAA Tournament as a head coach.
- Advanced to the NCAA Tournament 11 times, earning one Elite Eight appearance and three Sweet Sixteen trips.
- Led 16 teams to winning seasons in his collegiate career
- Named Ohio Valley Conference Coach of the Year in 1998 and Southeastern Conference Coach of the Year in 2002.
- Coached Alabama and NC State to wins over No. 1 ranked teams
- Won a National Championship in 1995 as an assistant coach under Jim Harrick at UCLA

GOTTFRIED'S CAREER HEAD COACHING RECORD

YEAR	OVERALL		CONFERENCE		PLACE	POSTSEASON
	W-L	PCT	W-L			
Murray State (Ohio Valley Conference)						
1995-96	20-9	.690	12-4		1st	NIT First Round
1996-97	20-10	.667	12-6		T-1st	NCAA First Round
1997-98	29-4	.879	16-2		1st	NCAA First Round
Alabama (Southeastern Conference)						
1998-99	17-15	.531	6-10		T-5th	NIT First Round
1999-00	13-16	.448	6-10		4th	
2000-01	25-11	.694	8-8		3rd	NIT Runner-Up
2001-02	27-8	.771	12-4		1st	NCAA Second Round
2002-03	17-12	.586	7-9		4th	NCAA First Round
2003-04	20-13	.606	8-8		T-2nd	NCAA Elite Eight
2004-05	24-8	.750	12-4		T-1st	NCAA First Round
2005-06	18-13	.581	10-6		2nd	NCAA Second Round
2006-07	20-12	.625	7-9		T-3rd	NIT First Round
2007-08	17-16	.515	5-11		5th	
2008-09	12-7	.631	2-3		-	
NC State (Atlantic Coast Conference)						
2011-12	24-13	.649	9-7		T-4th	NCAA Sweet Sixteen
2012-13	24-11	.686	11-7		T-4th	NCAA Second Round
2013-14	22-14	.611	9-9		7th	NCAA Second Round
2014-15	22-14	.611	10-8		T-6th	NCAA Sweet Sixteen
2015-16	16-17	.485	5-13		13th	
2016-17	15-17	.469	4-14		T-13th	
CSUN (Big West Conference)						
2018-19	13-21	.382	7-9		T-6th	CBI First Round
2019-20	0-3	.000				
TOTALS	415-264	.611	178-161	5 Titles		11 NCAA Tournaments

CSUN SUPERLATIVES



DARIUS BROWN II

2019-20 MATADORS' RECORD ...

Overall.....	0-3
Non-Conference.....	0-3
Conference.....	0-0
Postseason.....	0-0
Vs. Top 25.....	0-0
Home.....	0-1
Neutral.....	0-0
Away.....	0-2
In Overtime.....	0-0
leading at halftime.....	0-0
trailing at halftime.....	0-3
tied at halftime.....	0-0
scoring < 50 pts.....	0-0
scoring 50-59 pts.....	0-0
scoring 60-69 pts.....	0-1
scoring 70-79 pts.....	0-1
scoring 80+ pts.....	0-1
opponent scores < 50.....	0-0
opponent scores 50-59.....	0-0
opponent scores 60-69.....	0-0
opponent scores 70-79.....	0-0
opponent scores 80+.....	0-3
out-rebounding opp.....	0-0
out-rebounded.....	0-3
rebounds are equal.....	0-0
CSUN has more assists.....	0-0
opponent has more assists.....	0-3
assists are equal.....	0-0
CSUN has more blocks.....	0-0
opponent has more blocks.....	0-3
blocks are equal.....	0-0
CSUN has more steals.....	0-0
opponent has more steals.....	0-3
steals are equal.....	0-0
CSUN has more turnovers.....	0-3
opponent has more turnovers.....	0-0
turnovers are equal.....	0-0
CSUN shoots a higher FG%.....	0-0
opponent shoots higher FG%.....	0-3
FG% is equal.....	0-0
CSUN makes more free throws.....	0-0
opponent makes more free throws.....	0-3
Free Throws are equal.....	0-0
game decided by < 5 points.....	0-0
game decided by 6-10 points.....	0-0
game decided by +10 points.....	0-3
leading with 5 minutes left.....	0-0
trailing with 5 minutes left.....	0-3
tied with five minutes left.....	0-0
CSUN makes more 3-pointers.....	0-2
opponent makes more 3-pointers.....	0-0
3-pointers are even.....	0-1

STATS BY THE HALF (2019-20)

Biggest Halftime Lead:

N/A

Biggest Halftime Deficit:

14 at Oregon State, 11/5/19

Most Points in a Half:

55, vs. Pepperdine, 11/12/19

Least Points in a Half:

31, at Oregon State, 11/5/19

THE LAST TIME A MATADOR ...

Scored 30 or more points:

Terrell Gomez, 33 points, vs. Pepperdine (11/12/19)

Led CSUN in scoring off the bench:

Carl Brown, 16 points, at Cal State Fullerton (2/17/18)

Grabbed 15 or more rebounds:

Lamine Diane, 17, vs. UC Santa Barbara (3/14/19)

Had 10 or more assists:

Darius Brown II, 11, at Cal Poly (1/12/19)

Had a double-double:

Lamine Diane, 22 points and 17 rebounds, vs. UC Santa Barbara (3/14/19)

THE LAST TIME THE MATADORS ...

Scored 100 or more points:

108 points in 108-98 win vs. Long Beach State (2/1/17)

Allowed 100 or more points:

103 points in 103-94 loss at Washington State (11/27/18)

Shot 60 percent or better from the field:

.651 (28-43) at Hawai'i (2/10/18)

Grabbed 50 or more rebounds:

50 vs. Life Pacific (11/10/17)

Had at least 25 assists:

25 at Pepperdine (12/3/18)

Blocked 10 or more shots:

11 vs. Morgan State (12/29/18)

Had at least 15 steals:

16 at Utah Valley (3/19/19)

Had fewer than 10 turnovers:

7 at Utah Valley (3/19/19)

Had five or more players score in double figures:

5 - Lamine Diane (22), Rodney Henderson Jr. (14), Terrell Gomez (13), Darius Brown II (11) and Cameron Gottfried (11) vs. Cal Poly (2/2/19)

Won by at least 20 points:

33 points, 93-63, vs. San Diego Christian (12/27/17)

Lost by at least 20 points:

27 points, 97-70, at New Mexico (11/9/19)

Won by at least 30 points:

33 points, 93-63, vs. San Diego Christian (12/27/17)

Lost by at least 30 points:

35 points, 92-57, at New Mexico State (12/19/18)

Won an overtime game:

81-76 vs. UC Davis (2/23/19)

Lost an overtime game:

94-90 vs. Yale (1/5/19)

**Matadors in 2019-20
NCAA National Rankings**

3-POINT FIELD GOAL ATTEMPTS

35. Terrell Gomez..... 25

FREE THROW ATTEMPTS

29. Elijah Harkless..... 22

MINUTES PER GAME

40. Terrell Gomez..... 37.3

POINTS PER GAME

41. Terrell Gomez..... 22.0

3-POINT FIELD GOALS PER GAME

10. Terrell Gomez..... 4.67

3-POINT FIELD GOALS MADE

4. Terrell Gomez..... 14

TOTAL FIELD GOALS MADE

53. Terrell Gomez..... 21

TOTAL POINTS

20. Terrell Gomez..... 66

**Matadors in 2018-19
Big West Top 10**

POINTS PER GAME

1. Lamine Diane..... 24.8

2. Terrell Gomez..... 19.2

MINUTES PER GAME

1. Terrell Gomez..... 37.7

2. Lamine Diane..... 35.3

FIELD GOAL PERCENTAGE

8. Lamine Diane..... 48.5

3-POINT PERCENTAGE

5. Terrell Gomez..... 41.9

FREE THROW PERCENTAGE

3. Terrell Gomez..... 87.7

REBOUNDS PER GAME

1. Lamine Diane..... 11.2

OFFENSIVE REBOUNDS PER GAME

1. Lamine Diane..... 3.3

DEFENSIVE REBOUNDS PER GAME

1. Lamine Diane..... 7.9

ASSISTS PER GAME

2. Darius Brown II..... 5.2

10. Terrell Gomez..... 2.8

ASSISTS TO TURNOVER

T1. Darius Brown II..... 3.0

STEALS PER GAME

3. Lamine Diane..... 1.5

T6. Darius Brown II..... 1.4

BLOCKS PER GAME

1. Lamine Diane..... 2.2

TEAM POINTS PER GAME

1. CSUN..... 76.5

TEAM FIELD GOALS MADE PER GAME

1. CSUN..... 28.5

TEAM FIELD GOAL PERCENTAGE

1. CSUN..... 46.0

3-POINT PERCENTAGE

2. CSUN..... 36.1

TEAM ASSISTS PER GAME

2. CSUN..... 15.1

TEAM STEALS PER GAME

1. CSUN..... 6.6

TEAM BLOCKS PER GAME

1. CSUN..... 4.5

CSUN 2019-20 GAME-BY-GAME LEADERS

DATE	OPPONENT	W/L	SCORE	ATT.	HIGH SCORER	HIGH REBOUNDER	HIGH ASSISTS	OPP HIGH SCORER
11/5	@ Oregon State	L	67-87	3,422	Gomez (19)	Brown II (8)	Brown II (4)	Tinkle (25)
11/9	@ New Mexico	L	70-97	10,335	Coleman II (19)	Harkless (5)	Brown II (9)	Lyle (18)
11/12	vs. Pepperdine	L	82-94	1,321	Gomez (33)	Harkless (6)	Harkless (6)	Edwards & Edwards (22)
11/15	@ Auburn^							
11/17	@ Richmond^							
11/24	vs. Colgate^							
11/25	@ Green Bay^							
11/30	vs. Fresno State							
12/4	@ Portland							
12/6	@ Portland State							
12/11	vs. North Dakota State							
12/15	@ Pacific							
12/22	vs. San Francisco State							
12/28	@ Boise State							
12/31	vs Morgan State							
1/4	vs. Saint Katherine							
1/8	vs. Long Beach State*							
1/11	@ Cal Poly*							
1/16	@ UC Riverside*							
1/18	vs. UC Davis*							
1/22	@ UC Santa Barbara*							
1/25	@ Cal State Fullerton*							
1/30	vs. UC Santa Barbara*							
2/1	@ Hawai'i*							
2/8	vs. UC Riverside*							
2/13	vs. Cal Poly*							
2/15	@ UC Davis*							
2/22	vs. UC Irvine*							
2/26	@ Long Beach State*							
2/29	vs. Cal State Fullerton*							
3/4	@ UC Irvine*							
3/7	vs. Hawai'i*							

Home Games in **Bold** * - Big West Conference game ^ - Roman Legends Classic % - Big West Tournament

CSUN STARTING LINEUPS

Lineup	Record	Opponent
Brown II, Gomez, Harkless, Coleman II, Artest III	0-1	Oregon State
Brown II, Gomez, Harkless, Coleman II, Ndumanya	0-1	New Mexico
Brown II, Gomez, Coleman II, Ndumanya, Pearre	0-1	Pepperdine

CSUN 2019-20 Team Leaders POINTS/REBOUNDS/ASSISTS	
Led CSUN In Scoring...	
Terrell Gomez	2x
Lance Coleman	1x
Led CSUN In Rebounding...	
Darius Brown II	1x
Elijah Harkless	2x
Led CSUN In Assists...	
Darius Brown II	2x
Elijah Harkless	1x

CSUN WIN/LOSS MARGIN

	1	2	3	4	5	6	7	8	9	10	11	12	13	14	15	16	17	18	19	20	21	22	23	24	25	26	27	28	29	30+	
Wins																															
Losses												1									1										



2019-20 CSUN Men's Basketball
 CSUN Combined Team Statistics (as of Nov 12, 2019)
 All games



RECORD:	OVERALL	HOME	AWAY	NEUTRAL
ALL GAMES	0-3	0-1	0-2	0-0
CONFERENCE	0-0	0-0	0-0	0-0
NON-CONFERENCE	0-3	0-1	0-2	0-0

#	Player	gp-gs	min	avg	Total		3-Point		F-Throw		Rebounds				pf	dq	a	to	blk	stl	pts	avg
					fg-fga	fg%	3fg-fga	3fg%	ft-fa	ft%	off	def	tot	avg								
03	Gomez, Terrell	3-3	112	37.3	21-48	.438	14-25	.560	10-12	.833	2	5	7	2.3	4	0	8	7	0	2	66	22.0
00	Coleman II, Lance	3-3	87	29.0	13-34	.382	6-19	.316	3-4	.750	1	9	10	3.3	7	0	3	6	0	2	35	11.7
10	Brown II, Darius	3-3	96	32.0	14-27	.519	5-10	.500	1-2	.500	6	5	11	3.7	7	0	15	5	0	2	34	11.3
02	Harkless, Elijah	3-2	76	25.3	6-22	.273	0-3	.000	12-22	.545	4	12	16	5.3	6	0	12	7	0	5	24	8.0
32	Harrick, Brendan	3-0	27	9.0	6-10	.600	2-4	.500	0-0	.000	1	2	3	1.0	4	0	1	2	0	0	14	4.7
25	Pearre, Jared	3-1	54	18.0	5-7	.714	0-0	.000	2-6	.333	1	7	8	2.7	8	0	2	2	1	1	12	4.0
01	Henderson Jr, Rodney	3-0	58	19.3	3-14	.214	2-12	.167	3-6	.500	2	5	7	2.3	10	0	0	7	0	0	11	3.7
11	Ndumanya, Festus	3-2	53	17.7	4-7	.571	0-0	.000	2-2	1.000	4	5	9	3.0	9	1	3	5	2	0	10	3.3
30	Ou, Michael	3-0	24	8.0	3-5	.600	0-0	.000	2-3	.667	4	1	5	1.7	9	1	1	1	1	0	8	2.7
15	Artest III, Ron	3-1	13	4.3	2-5	.400	0-0	.000	1-2	.500	1	2	3	1.0	7	0	0	4	1	1	5	1.7
Team											5	10	15				1					
Total.....		3	600		77-179	.430	29-73	.397	36-59	.610	31	63	94	31.3	71	2	45	47	5	13	219	73.0
Opponents.....		3	600		96-186	.516	26-64	.406	60-80	.750	37	80	117	39.0	55	-	63	37	15	20	278	92.7

TEAM STATISTICS	CSUN	OPP	Date	Opponent	Score	Att.
SCORING	219	278	11/05/19	at Oregon St.	L 67-87	3422
Points per game	73.0	92.7	11/09/19	at New Mexico	L 70-97	10335
Scoring margin	-19.7	-	11/12/19	PEPPERDINE	L 82-94	1321
FIELD GOALS-ATT	77-179	96-186	* - Conference game			
Field goal pct	.430	.516				
3 POINT FG-ATT	29-73	26-64				
3-point FG pct	.397	.406				
3-pt FG made per game	9.7	8.7				
FREE THROWS-ATT	36-59	60-80				
Free throw pct	.610	.750				
F-Throws made per game	12.0	20.0				
REBOUNDS	94	117				
Rebounds per game	31.3	39.0				
Rebounding margin	-7.7	-				
ASSISTS	45	63				
Assists per game	15.0	21.0				
TURNOVERS	47	37				
Turnovers per game	15.7	12.3				
Turnover margin	-3.3	-				
Assist/turnover ratio	1.0	1.7				
STEALS	13	20				
Steals per game	4.3	6.7				
BLOCKS	5	15				
Blocks per game	1.7	5.0				
ATTENDANCE	1321	13757				
Homegames-Avg/Game	1-1321	2-6878				
Neutralsite-Avg/Game	-	0-0				

Score by Periods	1st	2nd	Totals
CSUN	90	129	219
Opponents	125	153	278



2019-20 CSUN Men's Basketball
CSUN Team Game-by-Game (as of Nov 12, 2019)
All games



TEAM STATISTICS

Opponent	Date	Score		Total		3-Pointers		Free throws		Rebounds				pf	a	t/o	blk	stl	pts	avg
				fg-fga	pct	3fg-fga	pct	ft-fta	pct	off	def	tot	avg							
at Oregon St.	11/05/19	67-87	L	23-60	.383	8-26	.308	13-18	.722	13	22	35	35.0	24	13	15	2	5	67	67.0
at New Mexico	11/09/19	70-97	L	28-63	.444	8-23	.348	6-13	.462	11	19	30	32.5	25	17	16	2	3	70	68.5
PEPPERDINE	11/12/19	82-94	L	26-56	.464	13-24	.542	17-28	.607	7	22	29	31.3	22	15	16	1	5	82	73.0
CSUN		219		77-179	.430	29-73	.397	36-59	.610	31	63	94	31.3	71	45	47	5	13	219	73.0
Opponents		278		96-186	.516	26-64	.406	60-80	.750	37	80	117	39.0	55	63	37	15	20	278	92.7

Games played: 3
 Points/game: 73.0
 FG Pct: 43.0
 3FG Pct: 39.7
 FT Pct: 61.0

Rebounds/game: 31.3
 Assists/game: 15.0
 Turnovers/game: 15.7
 Assist/turnover ratio: 1.0
 Steals/game: 4.3
 Blocks/game: 1.7

2019-20

BIG WEST CONFERENCE

PLAYERS OF THE WEEK

Date	Player, Team
11/11	George Willborn III, UC Riverside
11/18	
11/25	
12/2	
12/9	
12/16	
12/23	
12/30	
1/6	
1/13	
1/20	
1/27	
2/3	
2/10	
2/17	
2/24	
3/2	
3/9	

2019-20

BIG WEST PRESEASON POLL

MEDIA POLL	PTS.
1. UC Irvine (15)	258
2. UC Santa Barbara (15)	256
3. CSUN	202
4. Hawai'i	156
5. Cal State Fullerton	152
6. Long Beach State	118
7. UC Riverside	107
8. UC Davis (1)	104
9. Cal Poly	43

() - First Place Votes

2019-20

PRESEASON ALL-BIG WEST TEAM

Lamine Diane, So., F, CSUN
 Terrell Gomez, Jr., G, CSUN
 Max Heidegger, Sr., G, UC Santa Barbara
 Evan Leonard, Sr., G, UC Irvine
 Dikymbe Martin, G, UC Riverside
 Amadou Sow, F, UC Santa Barbara

2019-20 BIG WEST STANDINGS (AS OF 11/12/19)

	Conference			Overall			HOME	AWAY	NEUT
	W	L	PCT	W	L	PCT			
UC Riverside	0	0	.000	2	0	1.000	1-0	1-0	0-0
Hawai'i	0	0	.000	2	1	.667	2-1	0-0	0-0
UC Irvine	0	0	.000	2	1	.667	1-0	1-1	0-0
UC Davis	0	0	.000	1	1	.500	1-0	0-1	0-0
UC Santa Barbara	0	0	.000	1	1	.500	1-0	0-1	0-0
Cal State Fullerton	0	0	.000	1	2	.333	0-0	1-2	0-0
Long Beach State	0	0	.000	1	2	.333	1-0	1-1	0-0
Cal Poly	0	0	.000	0	2	.000	0-0	0-2	0-0
CSUN	0	0	.000	0	3	.000	0-1	0-2	0-0

THIS WEEK IN THE BIG WEST

MONDAY, NOVEMBER 11

at North Dakota State 74, Cal Poly 67
 at Hawai'i 72, Pacific 67

TUESDAY, NOVEMBER 12

at Stanford 86, Long Beach State 58
Pepperdine 94, at CSUN 82
 at UC Irvine 98, Life Pacific 52

WEDNESDAY, NOVEMBER 13

Cal State Fullerton 60, at Wyoming 53

THURSDAY, NOVEMBER 14

UC Davis vs. Idaho 3 p.m.
 Long Beach State at Saint Mary's 7 p.m.

FRIDAY, NOVEMBER 15

CSUN at Auburn 4 p.m.
 UC Davis at Arkansas State 5:30 p.m.
 UC Irvine at Boise State 6 p.m.
 Simpson at Cal Poly 7 p.m.
 UC Riverside at Sacramento State 7:05 p.m.
 Portland State at Hawai'i 9 p.m.

SATURDAY, NOVEMBER 16

Rice at UC Santa Barbara 2 p.m.
 Stanislaus State at Cal State Fullerton 8 p.m.

SUNDAY, NOVEMBER 17

UC Davis vs. VMI 9 a.m.
CSUN at Richmond 1 p.m.
 UC Riverside at Pacific 3 p.m.
 Cal Poly at Saint Mary's 5 p.m.

NEXT WEEK IN THE BIG WEST

MONDAY, NOVEMBER 18

Hawai'i at Illinois 5 p.m.
 UC Irvine at Colorado 6 p.m.

WEDNESDAY, NOVEMBER 20

UC Davis at Sacramento State 5:30 p.m.
 UC Santa Barbara at Oregon State 7 p.m.

THURSDAY, NOVEMBER 21

Redlands at UC Riverside 4 p.m.
 UC Irvine at TCU 5 p.m.

FRIDAY, NOVEMBER 22

Cal Poly at Creighton 6 p.m.
 Fresno Pacific at Long Beach State 7 p.m.

SATURDAY, NOVEMBER 23

UC Davis at Portland 1 p.m.
 Menlo College at UC Santa Barbara 1 p.m.

SUNDAY, NOVEMBER 24

UC Irvine vs. Detroit 12 p.m.
 Cal Poly at Iowa 2 p.m.
 Hofstra at Cal State Fullerton 5 p.m.
 Long Beach State at Arizona 5:30 p.m.
CSUN vs. Colgate 6 p.m.
 New Orleans at Hawai'i 7 p.m.

All Times are Pacific



#0 Lance Coleman II (F, 6-6, R-Jr., Antioch, CA -- Fullerton College)



2019-20 Season Highs

19 (11/9/19 at New Mexico)
 8 (11/9/19 at New Mexico)
 3 (11/9/19 at New Mexico)
 2 (11/12/19 vs. Pepperdine)
 5 (11/5/19 at Oregon State)
 2 (11/12/19 vs. Pepperdine)
 N/A
 2 (11/5/19 at Oregon State)
 31 (2x, last on 11/12/19 vs. Pepperdine)

Category

Points 19 (11/9/19 at New Mexico)
Field Goals 8 (11/9/19 at New Mexico)
3-Point Field Goals 3 (11/9/19 at New Mexico)
Free Throws 2 (11/12/19 vs. Pepperdine)
Rebounds 5 (11/5/19 at Oregon State)
Assists 2 (11/12/19 vs. Pepperdine)
Blocks N/A
Steals 2 (11/5/19 at Oregon State)
Minutes 31 (2x, last on 11/12/19 vs. Pepperdine)

CSUN Career Highs

CAREER STATS ... Career Double-Figure Point Games (1) ... Career Double-Figure Rebound Games (0) ... Career Double-Doubles (0).

2019-20 GAME-BY-GAME STATS

Opponent	Date	gs	min	Total		3-Pointers		Free throws		Rebounds				pf	a	t/o	blk	stl	pts	avg
				fg-fga	pct	3fg-fga	pct	ft-fa	pct	off	def	tot	avg							
at Oregon St.	11/05/19	*	31	3-11	.273	1-8	.125	1-1	1.000	1	4	5	5.0	3	1	3	0	2	8	8.0
at New Mexico	11/09/19	*	31	8-16	.500	3-7	.429	0-0	.000	0	1	1	3.0	1	0	0	0	0	19	13.5
PEPPERDINE	11/12/19	*	25	2-7	.286	2-4	.500	2-3	.667	0	4	4	3.3	3	2	3	0	0	8	11.7
Totals			87	13-34	.382	6-19	.316	3-4	.750	1	9	10	3.3	7	3	6	0	2	35	11.7

CSUN CAREER STATS

Season	gp-gs	min/avg	Total		3-Point		F-Throws		Rebounds				Scoring							
			fg-fga	pct	fg-fga	pct	ft-fa	pct	off	def	tot	avg	pf	fo	ast	to	blk	stl	pts	avg
2019-20	3-3	87/29.0	13-34	.382	6-19	.316	3-4	.750	1	9	10	3.3	7	0	3	6	0	2	35	11.7
TOTAL	3-3	87/29.0	13-34	.382	6-19	.316	3-4	.750	1	9	10	3.3	7	0	3	6	0	2	35	11.7

#1 Rodney "Rocket" Henderson Jr. (G, 6-5, Sr., Carson, CA -- Santiago Canyon College)



2019-20 Season Highs

6 (11/9/19 at New Mexico)
 2 (11/9/19 at New Mexico)
 2 (11/9/19 at New Mexico)
 3 (11/12/19 vs. Pepperdine)
 4 (11/9/19 at New Mexico)
 N/A
 N/A
 N/A
 25 (11/9/19 at New Mexico)

Category

Points 23 (1/5/19 vs. Yale)
Field Goals 7 (3x, last on 1/19/19 vs. UC Irvine)
3-Point Field Goals 5 (12/16/18 vs. Pacific)
Free Throws 5 (1/5/19 vs. Yale)
Rebounds 8 (1/9/19 at UC Riverside)
Assists 3 (2x, last on 1/12/19 at Cal Poly)
Blocks 1 (6x, last on 2/16/19 vs. Cal State Fullerton)
Steals 3 (2x, last on 3/19/19 at Utah Valley)
Minutes 37 (1/17/19 vs. Hawai'i)

CSUN Career Highs

Career Double-Figure Point Games (16) ... Career Double-Figure Rebound Games (0) ... Career Double-Doubles (0).

2019-20 GAME-BY-GAME STATS

Opponent	Date	gs	min	Total		3-Pointers		Free throws		Rebounds				pf	a	t/o	blk	stl	pts	avg
				fg-fga	pct	3fg-fga	pct	ft-fa	pct	off	def	tot	avg							
at Oregon St.	11/05/19		13	1-5	.200	0-3	.000	0-0	.000	1	0	1	1.0	4	0	1	0	0	2	2.0
at New Mexico	11/09/19		25	2-8	.250	2-8	.250	0-2	.000	1	3	4	2.5	4	0	3	0	0	6	4.0
PEPPERDINE	11/12/19		20	0-1	.000	0-1	.000	3-4	.750	0	2	2	2.3	2	0	3	0	0	3	3.7
Totals		0	58	3-14	.214	2-12	.167	3-6	.500	2	5	7	2.3	10	0	7	0	0	11	3.7

CSUN CAREER STATS

Season	gp-gs	min/avg	Total		3-Point		F-Throws		Rebounds				Scoring							
			fg-fga	pct	fg-fga	pct	ft-fa	pct	off	def	tot	avg	pf	fo	ast	to	blk	stl	pts	avg
2018-19	28-9	722/25.8	102-264	.386	53-160	.331	41-52	.788	32	64	96	3.4	54	0	22	20	6	21	298	10.6
2019-20	3-0	58/19.3	3-14	.214	2-12	.167	3-6	.500	2	5	7	2.3	10	0	0	7	0	0	11	3.7
TOTAL	31-9	780/25.2	105-278	.378	55-172	.320	44-58	.759	34	69	103	3.3	64	0	22	27	6	21	309	10.0

#2 Elijah Harkless (G, 6-4, So., Rialto, CA -- Etiwanda HS)



2019-20 Season Highs

15 (11/5/19 at Oregon State)
 3 (11/5/19 at Oregon State)
 N/A
 9 (11/5/19 at Oregon State)
 6 (11/12/19 vs. Pepperdine)
 6 (11/12/19 vs. Pepperdine)
 N/A
 4 (11/12/19 vs. Pepperdine)
 31 (11/5/19 at Oregon State)

Category

Points 15 (11/5/19 at Oregon State)
Field Goals 3 (5x, last on 11/5/19 at Oregon State)
3-Point Field Goals 2 (11/13/18 at Loyola Marymount)
Free Throws 9 (11/5/19 at Oregon State)
Rebounds 7 (3/19/19 at Utah Valley)
Assists 6 (3x, last on 11/12/19 vs. Pepperdine)
Blocks 1 (2x, last on 12/29/18 vs. Morgan State)
Steals 5 (3/19/19 at Utah Valley)
Minutes 31 (11/5/19 at Oregon State)

CSUN Career Highs

Career Double-Figure Point Games (4) ... Career Double-Figure Assist Games (0) ... Career Double-Doubles (0).

2019-20 GAME-BY-GAME STATS

Opponent	Date	gs	min	Total		3-Pointers		Free throws		Rebounds				pf	a	t/o	blk	stl	pts	avg
				fg-fga	pct	3fg-fga	pct	ft-fga	pct	off	def	tot	avg							
at Oregon St.	11/05/19	*	31	3-9	.333	0-1	.000	9-13	.692	2	3	5	5.0	3	3	3	0	1	15	15.0
at New Mexico	11/09/19	*	16	1-7	.143	0-1	.000	1-4	.250	1	4	5	5.0	0	3	1	0	0	3	9.0
PEPPERDINE	11/12/19		29	2-6	.333	0-1	.000	2-5	.400	1	5	6	5.3	3	6	3	0	4	6	8.0
Totals			76	6-22	.273	0-3	.000	12-22	.545	4	12	16	5.3	6	12	7	0	5	24	8.0

CSUN CAREER STATS

Season	gp-gs	min/avg	Total		3-Point		F-Throws		Rebounds				pf	fo	ast	to	blk	stl	Scoring	
			fg-fga	pct	fg-fga	pct	ft-fga	pct	off	def	tot	avg							pts	avg
2018-19	18-2	257/14.3	20-48	.417	3-9	.333	28-55	.509	8	37	45	2.5	39	0	38	31	2	16	71	3.9
2019-20	3-2	76/25.3	6-22	.273	0-3	.000	12-22	.545	4	12	16	5.3	6	0	12	7	0	5	24	8.0
TOTAL	21-4	333/15.9	26-70	.371	3-12	.250	40-77	.519	12	49	61	2.9	45	0	50	38	2	21	95	4.5

#3 Terrell Gomez (G, 5-8, Jr., Los Angeles, CA -- Middlebrooks Academy)



2019-20 Season Highs

33 (11/12/19 vs. Pepperdine)
 10 (11/12/19 vs. Pepperdine)
 7 (11/12/19 vs. Pepperdine)
 6 (11/12/19 vs. Pepperdine)
 5 (11/12/19 vs. Pepperdine)
 3 (2x, last on 11/12/19 vs. Pepperdine)
 N/A
 1 (2x, last on 11/12/19 vs. Pepperdine)
 39 (11/9/19 at New Mexico)

Category

Points
 Field Goals
 3-Point Field Goals
 Free Throws
 Rebounds
 Assists
 Blocks
 Steals
 Minutes

CSUN Career Highs

33 (11/12/19 vs. Pepperdine)
 11 (3x, last on 3/2/19 at Hawai'i)
 7 (2x, last on 11/12/19 vs. Pepperdine)
 8 (2x, last on 2/16/19 vs. Cal State Fullerton)
 6 (2x, last on 3/9/19 at UC Irvine)
 10 (2/1/18 vs. UC Davis)
 N/A
 4 (12/9/18 at San Diego)
 43 (3x, last on 2/23/19 vs. UC Davis)

Career Double-Figure Point Games (53) ... Career Double-Figure Assist Games (1) ... Career Double-Doubles (1).

2019-20 GAME-BY-GAME STATS

Opponent	Date	gs	min	Total		3-Pointers		Free throws		Rebounds				pf	a	t/o	blk	stl	pts	avg
				fg-fga	pct	3fg-fga	pct	ft-fa	pct	off	def	tot	avg							
at Oregon St.	11/05/19	*	36	6-16	.375	4-8	.500	3-4	.750	0	2	2	2.0	2	2	3	0	0	19	19.0
at New Mexico	11/09/19	*	39	5-12	.417	3-6	.500	1-1	1.000	0	0	0	1.0	2	3	2	0	1	14	16.5
PEPPERDINE	11/12/19	*	37	10-20	.500	7-11	.636	6-7	.857	2	3	5	2.3	0	3	2	0	1	33	22.0
Totals			3	21-48	.438	14-25	.560	10-12	.833	2	5	7	2.3	4	8	7	0	2	66	22.0

CSUN CAREER STATS

Season	gp-gs	min/avg	Total		3-Point		F-Throws		Rebounds				Scoring							
			fg-fga	pct	fg-fga	pct	ft-fa	pct	off	def	tot	avg	pf	fo	ast	to	blk	stl	pts	avg
2017-18	30-30	1022/34.1	121-277	.437	65-141	.461	44-55	.800	12	60	72	2.4	50	1	109	62	0	19	351	11.7
2018-19	34-34	1283/37.7	214-476	.450	117-279	.419	107-122	.877	12	58	70	2.1	45	0	96	60	0	36	652	19.2
2019-20	3-3	112/37.3	21-48	.438	14-25	.560	10-12	.833	2	5	7	2.3	4	0	8	7	0	2	66	22.0
TOTAL	67-67	2417/36.1	356-801	.444	196-445	.440	161-189	.852	26	123	149	2.2	99	1	213	129	0	57	1069	16.0

#10 Darius Brown II (G, 6-1, So., Pasadena, CA -- Pasadena HS)



2019-20 Season Highs

13 (11/5/19 at Oregon State)
 5 (2x, last on 11/12/19 vs. Pepperdine)
 3 (11/5/19 at Oregon State)
 1 (11/9/19 at New Mexico)
 8 (11/5/19 at Oregon State)
 9 (11/9/19 at New Mexico)
 N/A
 2 (11/5/19 at Oregon State)
 36 (11/5/19 at Oregon State)

Category

Points 25 (11/27/18 at Washington State)
 Field Goals 12 (11/27/18 at Washington State)
 3-Point Field Goals 3 (11/5/19 at Oregon State)
 Free Throws 6 (3/2/19 at Hawai'i)
 Rebounds 10 (1/19/19 vs. UC Irvine)
 Assists 11 (1/12/19 at Cal Poly)
 Blocks 3 (2/13/19 at UC Davis)
 Steals 4 (2x, last on 1/30/19 at Cal State Fullerton)
 Minutes 42 (1/12/19 at Cal Poly)

CSUN Career Highs

Career Double-Figure Point Games (13) ... Career Double-Figure Assist Games (2) ... Career Double-Figure Rebound Games (1) ... Career Double-Doubles (0)

2019-20 GAME-BY-GAME STATS

Opponent	Date	gs	min	Total		3-Pointers		Free throws		Rebounds				pf	a	t/o	blk	stl	pts	avg	
				fg-fga	pct	3fg-fga	pct	ft-fa	pct	off	def	tot	avg								
at Oregon St.	11/05/19	*	36	5-9	.556	3-5	.600	0-0	.000	4	4	8	8.0	2	4	2	0	2	13	13.0	
at New Mexico	11/09/19	*	35	4-10	.400	0-1	.000	1-2	.500	1	1	2	5.0	1	9	2	0	0	9	11.0	
PEPPERDINE	11/12/19	*	25	5-8	.625	2-4	.500	0-0	.000	1	0	1	3.7	4	2	1	0	0	12	11.3	
Totals			3	96	14-27	.519	5-10	.500	1-2	.500	6	5	11	3.7	7	15	5	0	2	34	11.3

CSUN CAREER STATS

Season	gp-gs	min/avg	Total		3-Point		F-Throws		Rebounds				Scoring							
			fg-fga	pct	fg-fga	pct	ft-fa	pct	off	def	tot	avg	pf	fo	ast	to	blk	stl	pts	avg
2018-19	34-32	1060/31.2	101-221	.457	27-88	.307	54-70	.771	28	95	123	3.6	75	4	176	59	5	47	283	8.3
2019-20	3-3	96/32.0	14-27	.519	5-10	.500	1-2	.500	6	5	11	3.7	7	0	15	5	0	2	34	11.3
TOTAL	37-35	1156/31.2	115-248	.464	32-98	.327	55-72	.764	34	100	134	3.6	82	4	191	64	5	49	317	8.6

#11 Festus Ndumanya (F, 6-7, Fr., Anambra, Nigeria -- Capistrano Valley Christian School)



2019-20 Season Highs

4 (2x, last on 11/12/19 vs. Pepperdine)
 2 (11/9/19 at New Mexico)
 N/A
 2 (11/12/19 vs. Pepperdine)
 4 (11/9/19 at New Mexico)
 3 (11/5/19 at Oregon State)
 2 (11/5/19 at Oregon State)
 N/A
 23 (11/5/19 at Oregon State)

Category

Points 4 (2x, last on 11/12/19 vs. Pepperdine)
Field Goals 2 (11/9/19 at New Mexico)
3-Point Field Goals N/A
Free Throws 2 (11/12/19 vs. Pepperdine)
Rebounds 4 (11/9/19 at New Mexico)
Assists 3 (11/5/19 at Oregon State)
Blocks 2 (11/5/19 at Oregon State)
Steals N/A
Minutes 23 (11/5/19 at Oregon State)

CSUN Career Highs

Career Double-Figure Point Games (0) ... Career Double-Figure Rebound Games (0) ... Career Double-Doubles (0).

2019-20 GAME-BY-GAME STATS

Opponent	Date	gs	min	Total		3-Pointers		Free throws		Rebounds				pf	a	t/o	blk	stl	pts	avg
				fg-fga	pct	3fg-fga	pct	ft-fa	pct	off	def	tot	avg							
at Oregon St.	11/05/19		23	1-2	.500	0-0	.000	0-0	.000	0	2	2	2.0	3	3	2	2	0	2	2.0
at New Mexico	11/09/19	*	11	2-2	1.000	0-0	.000	0-0	.000	3	1	4	3.0	5	0	3	0	0	4	3.0
PEPPERDINE	11/12/19	*	19	1-3	.333	0-0	.000	2-2	1.000	1	2	3	3.0	1	0	0	0	0	4	3.3
Totals			2	4-7	.571	0-0	.000	2-2	1.000	4	5	9	3.0	9	3	5	2	0	10	3.3

CSUN CAREER STATS

Season	gp-gs	min/avg	Total		3-Point		F-Throws		Rebounds				Scoring							
			fg-fga	pct	fg-fga	pct	ft-fa	pct	off	def	tot	avg	pf	fo	ast	to	blk	stl	pts	avg
2019-20	3-2	53/17.7	4-7	.571	0-0	.000	2-2	1.000	4	5	9	3.0	9	1	3	5	2	0	10	3.3
TOTAL	3-2	53/17.7	4-7	.571	0-0	.000	2-2	1.000	4	5	9	3.0	9	1	3	5	2	0	10	3.3

#12 Alex Sokol (G, 6-5, Jr., San Jose, CA -- Valley Christian HS)



2019-20 Season Highs

Category	CSUN Career Highs
N/A Points	5 (11/6/18 vs. New Mexico)
N/A Field Goals	1 (3x, last on 12/5/18 vs. Cal State San Marcos)
N/A 3-Point Field Goals	1 (2x, last on 11/13/18 at Loyola Marymount)
N/A Free Throws	2 (11/6/18 vs. New Mexico)
N/A Rebounds	2 (2x, last on 12/5/18 vs. Cal State San Marcos)
N/A Assists	2 (11/13/18 at Loyola Marymount)
N/A Blocks	N/A
N/A Steals	1 (2x, last on 12/1/18 vs. Sacramento State)
N/A Minutes.....	19 (11/16/18 vs. New Mexico)

Career Double-Figure Point Games (0) ... Career Double-Figure Rebound Games (0) ... Career Double-Doubles (0).

2019-20 GAME-BY-GAME STATS

CSUN CAREER STATS

Season	gp-gs	min/avg	Total		3-Point		F-Throws		Rebounds				Scoring							
			fg-fga	pct	fg-fga	pct	ft-fga	pct	off	def	tot	avg	pf	fo	ast	to	blk	stl	pts	avg
2017-18	7-0	12/1.7	0-4	.000	0-3	.000	1-2	.500	0	0	0	0.0	2	0	1	1	0	0	1	0.1
2018-19	7-0	72/10.3	3-20	.150	3-17	.176	2-2	1.000	0	4	4	0.6	6	0	4	2	0	2	11	1.6
TOTAL	14-0	84/6.0	3-24	.125	3-20	.150	3-4	.750	0	4	4	0.3	8	0	5	3	0	2	12	0.9

#15 Ron Artest III (F, 6-7, So., New York, NY -- Hillcrest Prep)



2019-20 Season Highs

3 (11/9/19 at New Mexico)
 1 (2x, last on 11/12/19 vs. Pepperdine)
 N/A
 1 (11/9/19 at New Mexico)
 2 (11/9/19 at New Mexico)
 N/A
 1 (11/9/19 at New Mexico)
 1 (11/9/19 at New Mexico)
 6 (11/9/19 at New Mexico)

Category

Points 9 (3/2/19 at Hawai'i)
Field Goals 4 (2x, last on 3/2/19 at Hawai'i)
3-Point Field Goals N/A
Free Throws 1 (5x, last on 11/9/19 at New Mexico)
Rebounds 6 (2x, last on 3/2/19 at Hawai'i)
Assists 1 (3x, last on 3/2/19 at Hawai'i)
Blocks 3 (2/23/19 vs. UC Davis)
Steals 2 (3/19/19 at Utah Valley)
Minutes 27 (1/30/19 at Cal State Fullerton)

CSUN Career Highs

Career Double-Figure Point Games (0) ... Career Double-Figure Rebound Games (0) ... Career Double-Doubles (0).

2019-20 GAME-BY-GAME STATS

Opponent	Date	gs	min	Total		3-Pointers		Free throws		Rebounds				pf	a	t/o	blk	stl	pts	avg
				fg-fga	pct	3fg-fga	pct	ft-fta	pct	off	def	tot	avg							
at Oregon St.	11/05/19	*	2	0-0	.000	0-0	.000	0-0	.000	0	1	1	1.0	3	0	1	0	0	0	0.0
at New Mexico	11/09/19		6	1-2	.500	0-0	.000	1-2	.500	1	1	2	1.5	2	0	2	1	1	3	1.5
PEPPERDINE	11/12/19		5	1-3	.333	0-0	.000	0-0	.000	0	0	0	1.0	2	0	1	0	0	2	1.7
Totals			13	2-5	.400	0-0	.000	1-2	.500	1	2	3	1.0	7	0	4	1	1	5	1.7

CSUN CAREER STATS

Season	gp-gs	min/avg	Total		3-Point		F-Throws		Rebounds				Scoring							
			fg-fga	pct	fg-fga	pct	ft-fta	pct	off	def	tot	avg	pf	fo	ast	to	blk	stl	pts	avg
2018-19	16-0	198/12.4	17-31	.548	0-0	.000	4-14	.286	15	19	34	2.1	48	2	3	16	10	3	38	2.4
2019-20	3-1	13/4.3	2-5	.400	0-0	.000	1-2	.500	1	2	3	1.0	7	0	0	4	1	1	5	1.7
TOTAL	19-1	211/11.1	19-36	.528	0-0	.000	5-16	.313	16	21	37	1.9	55	2	3	20	11	4	43	2.3

#25 Jared Pearre (F, 6-9, R-So., McKinney, TX -- McKinney North HS)



2019-20 Season Highs

6 (11/9/19 at New Mexico)
 2 (2x, last on 11/12/19 vs. Pepperdine)
 N/A
 2 (11/9/19 at New Mexico)
 4 (11/12/19 vs. Pepperdine)
 1 (2x, last on 11/12/19 vs. Pepperdine)
 1 (11/9/19 at New Mexico)
 1 (11/9/19 at New Mexico)
 22 (11/12/19 vs. Pepperdine)

Category

Points 16 (1/23/19 vs. Long Beach State)
 Field Goals 8 (1/23/19 vs. Long Beach State)
 3-Point Field Goals N/A
 Free Throws 3 (11/13/18 at Loyola Marymount)
 Rebounds 10 (1/23/19 vs. Long Beach State)
 Assists 3 (3x, last on 2/6/19 at UC Santa Barbara)
 Blocks 2 (4x, last on 1/23/19 vs. Long Beach State)
 Steals 3 (2/27/19 vs. UC Riverside)
 Minutes..... 37 (1/23/19 vs. Long Beach State)

CSUN Career Highs

Career Double-Figure Point Games (1) ... Career Double-Figure Rebound Games (1) ... Career Double-Doubles (1).

2019-20 GAME-BY-GAME STATS

Opponent	Date	gs	min	Total		3-Pointers		Free throws		Rebounds				pf	a	t/o	blk	stl	pts	avg
				fg-fga	pct	3fg-fga	pct	ft-fa	pct	off	def	tot	avg							
at Oregon St.	11/05/19		13	1-1	1.000	0-0	.000	0-0	.000	0	1	1	1.0	2	0	0	0	0	2	2.0
at New Mexico	11/09/19		19	2-2	1.000	0-0	.000	2-2	1.000	0	3	3	2.0	4	1	1	1	1	6	4.0
PEPPERDINE	11/12/19	*	22	2-4	.500	0-0	.000	0-4	.000	1	3	4	2.7	2	1	1	0	0	4	4.0
Totals			1	5-7	.714	0-0	.000	2-6	.333	1	7	8	2.7	8	2	2	1	1	12	4.0

CSUN CAREER STATS

Season	gp-gs	min/avg	Total		3-Point		F-Throws		Rebounds				Scoring							
			fg-fga	pct	fg-fga	pct	ft-fa	pct	off	def	tot	avg	pf	fo	ast	to	blk	stl	pts	avg
2018-19	30-13	395/13.2	38-58	.655	0-0	.000	12-24	.500	30	51	81	2.7	56	2	18	19	16	14	88	2.9
2019-20	3-1	54/18.0	5-7	.714	0-0	.000	2-6	.333	1	7	8	2.7	8	0	2	2	1	1	12	4.0
TOTAL	33-14	449/13.6	43-65	.662	0-0	.000	14-30	.467	31	58	89	2.7	64	2	20	21	17	15	100	3.0

#30 Michael Ou (C, 6-9, So., Guangdong, China -- Menaul School)



2019-20 Season Highs

4 (2x, last on 11/12/19 vs. Pepperdine)
 2 (11/5/19 at Oregon State)
 N/A
 2 (11/12/19 vs. Pepperdine)
 2 (2x, last on 11/12/19 vs. Pepperdine)
 1 (11/12/19 vs. Pepperdine)
 1 (11/12/19 vs. Pepperdine)
 N/A
 10 (11/12/19 vs. Pepperdine)

Category

Points 12 (1/12/19 at Cal Poly)
Field Goals 5 (3x, last on 3/9/19 at UC Irvine)
3-Point Field Goals N/A
Free Throws 4 (2x, last on 1/1/19 at San Diego State)
Rebounds 9 (12/29/18 vs. Morgan State)
Assists 2 (2x, last on 12/23/18 vs. Rider)
Blocks 2 (3x, last on 3/9/19 at UC Irvine)
Steals 1 (3x, last on 1/1/19 at San Diego State)
Minutes 35 (1/1/19 at San Diego State)

CSUN Career Highs

Career Double-Figure Point Games (4) ... Career Double-Figure Rebound Games (0) ... Career Double-Doubles (0).

2019-20 GAME-BY-GAME STATS

Opponent	Date	gs	min	Total		3-Pointers		Free throws		Rebounds				pf	a	t/o	blk	stl	pts	avg
				fg-fga	pct	3fg-fga	pct	ft-fa	pct	off	def	tot	avg							
at Oregon St.	11/05/19		7	2-4	.500	0-0	.000	0-0	.000	2	0	2	2.0	1	0	0	0	0	4	4.0
at New Mexico	11/09/19		7	0-0	.000	0-0	.000	0-0	.000	1	0	1	1.5	5	0	0	0	0	0	2.0
PEPPERDINE	11/12/19		10	1-1	1.000	0-0	.000	2-3	.667	1	1	2	1.7	3	1	1	1	0	4	2.7
Totals		0	24	3-5	.600	0-0	.000	2-3	.667	4	1	5	1.7	9	1	1	1	0	8	2.7

CSUN CAREER STATS

Season	gp-gs	min/avg	Total		3-Point		F-Throws		Rebounds				Scoring							
			fg-fga	pct	fg-fga	pct	ft-fa	pct	off	def	tot	avg	pf	fo	ast	to	blk	stl	pts	avg
2018-19	29-13	468/16.1	47-84	.560	0-0	.000	27-44	.614	21	50	71	2.4	71	2	7	25	13	3	121	4.2
2019-20	3-0	24/8.0	3-5	.600	0-0	.000	2-3	.667	4	1	5	1.7	9	1	1	1	1	0	8	2.7
TOTAL	32-13	492/15.4	50-89	.562	0-0	.000	29-47	.617	25	51	76	2.4	80	3	8	26	14	3	129	4.0

#32 Brendan Harrick (G, 6-5, R-Fr., Anaheim, CA -- Esperanza HS)



2019-20 Season Highs

6 (2x, last on 11/12/19 vs. Pepperdine)
 3 (11/9/19 at New Mexico)
 2 (11/12/19 vs. Pepperdine)
 N/A
 2 (11/12/19 vs. Pepperdine)
 1 (11/9/19 at New Mexico)
 N/A
 N/A
 11 (11/9/19 at New Mexico)

Category

Points 6 (2x, last on 11/12/19 vs. Pepperdine)
Field Goals 3 (11/9/19 at New Mexico)
3-Point Field Goals 2 (11/12/19 vs. Pepperdine)
Free Throws N/A
Rebounds 1 (11/9/19 at New Mexico)
Assists 1 (11/9/19 at New Mexico)
Blocks N/A
Steals N/A
Minutes 11 (11/9/19 at New Mexico)

CSUN Career Highs

Career Double-Figure Point Games (0) ... Career Double-Figure Rebound Games (0) ... Career Double-Doubles (0).

2019-20 GAME-BY-GAME STATS

Opponent	Date	gs	min	Total		3-Pointers		Free throws		Rebounds				pf	a	t/o	blk	stl	pts	avg	
				fg-fga	pct	3fg-fga	pct	ft-fa	pct	off	def	tot	avg								
at Oregon St.	11/05/19		8	1-3	.333	0-1	.000	0-0	.000	0	0	0	0.0	1	0	0	0	0	2	2.0	
at New Mexico	11/09/19		11	3-4	.750	0-0	.000	0-0	.000	1	0	1	0.5	1	1	1	0	0	6	4.0	
PEPPERDINE	11/12/19		8	2-3	.667	2-3	.667	0-0	.000	0	2	2	1.0	2	0	1	0	0	6	4.7	
Totals			0	27	6-10	.600	2-4	.500	0-0	.000	1	2	3	1.0	4	1	2	0	0	14	4.7

CSUN CAREER STATS

Season	gp-gs	min/avg	Total		3-Point		F-Throws		Rebounds				Scoring							
			fg-fga	pct	fg-fga	pct	ft-fa	pct	off	def	tot	avg	pf	fo	ast	to	blk	stl	pts	avg
2019-20	3-0	27/9.0	6-10	.600	2-4	.500	0-0	.000	1	2	3	1.0	4	0	1	2	0	0	14	4.7
TOTAL	3-0	27/9.0	6-10	.600	2-4	.500	0-0	.000	1	2	3	1.0	4	0	1	2	0	0	14	4.7

#34 Mahamadou Kaba-Camara (C, 7-0, Sr., Conarky, Guinea -- Balboa City HS)



2019-20 Season Highs	Category	CSUN Career Highs
N/A	Points	8 (12/6/17 at Idaho State)
N/A	Field Goals	4 (12/6/17 at Idaho State)
N/A	3-Point Field Goals	N/A
N/A	Free Throws	2 (1/25/18 at UC Davis)
N/A	Rebounds	7 (2/1/18 vs. UC Davis)
N/A	Assists	1 (2x, last on 1/10/18 at Long Beach State)
N/A	Blocks	4 (2/27 vs. UC Riverside)
N/A	Steals	2 (2x, last on 2/10/18 at Hawai'i)
N/A	Minutes	28 (1/19/19 vs. UC Irvine)

Career Double-Figure Point Games (0) ... Career Double-Figure Rebound Games (0) ... Career Double-Doubles (0).

2019-20 GAME-BY-GAME STATS

CSUN CAREER STATS

Season	gp-gs	min/avg	Total		3-Point		F-Throws		Rebounds				Scoring							
			fg-fga	pct	fg-fga	pct	ft-fta	pct	off	def	tot	avg	pf	fo	ast	to	blk	stl	pts	avg
2016-17	25-14	198/7.9	11-19	.579	0-0	.000	2-9	.222	14	23	37	1.5	41	1	0	6	11	3	24	1.0
2017-18	24-2	225/9.4	17-26	.654	0-0	.000	3-13	.231	14	33	47	2.0	46	2	2	7	5	3	37	1.5
2018-19	17-3	179/10.5	7-18	.389	0-0	.000	1-6	.167	5	20	25	1.5	33	2	0	3	15	2	15	0.9
TOTAL	66-19	602/9.1	35-63	.556	0-0	.000	6-28	.214	33	76	109	1.7	120	5	2	16	31	8	76	1.2

#35 Lamine Diane (G/F, 6-8, R-So., Dakar, Senegal -- Findlay Prep HS)



2019-20 Season Highs

N/A	Points	39 (1/30/19 at Cal State Fullerton)
N/A	Field Goals	17 (1/30/19 at Cal State Fullerton)
N/A	3-Point Field Goals	2 (2x, last on 3/9/19 at UC Irvine)
N/A	Free Throws	9 (3x, last on 2/23/19 vs. UC Davis)
N/A	Rebounds	18 (2x, last on 3/9/19 at UC Irvine)
N/A	Assists	7 (1/9/18 vs. UC Riverside)
N/A	Blocks	5 (3x, last on 3/14/19 vs. UC Santa Barbara)
N/A	Steals	4 (2x, last on 1/5/19 vs. Yale)
N/A	Minutes	44 (2/23/19 vs. UC Davis)

CSUN Career Highs

Career Double-Figure Point Games (33) ... Career Double-Figure Rebound Games (20) ... Career Double-Doubles (20).

2019-20 GAME-BY-GAME STATS

CSUN CAREER STATS

Season	gp-gs	min/avg	Total		3-Point		F-Throws		Rebounds				Scoring							
			fg-fga	pct	fg-fga	pct	ft-fga	pct	off	def	tot	avg	pf	fo	ast	to	blk	stl	pts	avg
2018-19	33-33	1165/35.3	340-701	.485	7-23	.304	131-251	.522	108	260	368	11.2	112	4	68	105	72	50	818	24.8
TOTAL	33-33	1165/35.3	340-701	.485	7-23	.304	131-251	.522	108	260	368	11.2	112	4	68	105	72	50	818	24.8

2019-20 CSUN TV/RADIO ROSTER >>



#0 Lance Coleman II
F // 6-6 // RS-JR
Antioch, CA
Fullerton College



#1 Rodney Henderson Jr.
G // 6-5 // SR
Carson, CA
Santiago Canyon College



#2 Elijah Harkless
G // 6-4 // SO
Rialto, CA
Etiwanda HS




#3 Terrell Gomez
G // 5-8 // JR
Los Angeles, CA
Middlebrooks Academy



#10 Darius Brown II
G // 6-1 // SO
Pasadena, CA
Pasadena HS



#11 Festus Ndumanya
F // 6-7 // FR
Anambra, Nigeria
Capistrano Valley Christian School



#12 Alex Sokol
G // 6-5 // JR
San Jose, CA
Valley Christian HS



#14 Dmytro Skapintsev
C // 7-1 // JR
Cherkasy, Ukraine
Cherkasy Polytechnic Tech College



#15 Ron Artest III
F // 6-7 // SO
New York, NY
Beverly Hills HS



#20 Miles Brookins
F // 6-9 // JR
Cypress, CA
La Salle University



#25 Jared Pearre
F // 6-9 // RS-SO
McKinney, TX
McKinney North HS



#30 Michael Ou
C // 6-9 // SO
Guangdong, China
Menaul School



#32 Brendan Harrick
G/F // 6-5 // RS-FR
Anaheim, CA
Esperanza HS



#34 Mahamadou Kaba-Camara
C // 7-0 // SR
Conakry, Guinea
Balboa City HS



#35 Lamine Diane
G/F // 6-8 // RS-SO
Dakar, Senegal
Findlay Prep HS



Mark Gottfried
Head Coach
Second Season



Jim Harrick
Assistant Coach
Second Season



Jeff Dunlap
Assistant Coach
Second Season



Mo Williams
Assistant Coach
Second Season

BOX SCORES - GAMES #1-3 >>

Official Basketball Box Score -- Game Totals -- Final Statistics
CSUN vs Oregon St.
 11/05/19 8:00 pm at Corvallis, Ore. (Gill Coliseum)



Official Basketball Box Score -- Game Totals -- Final Statistics
CSUN vs New Mexico
 11/09/19 7:00 pm at Albuquerque, N.M. (Dreamstyle Arena)



CSUN 67 • 0-1,0-0 Big West

#	Player	Total		3-Ptr		Rebounds			PF	TP	A	TO	Blk	Stl	Min
		FG	FGA	FG	FGA	FT	FTA	Off							
00	Coleman II, Lance	3	11	1	8	1	1	4	5	3	8	1	3	0	31
15	Artest III, Ron	0	0	0	0	0	1	1	3	0	0	1	0	0	2
02	Harkless, Elijah	3	9	1	9	2	3	5	3	15	3	3	0	1	31
03	Gomez, Terrell	6	16	4	8	3	4	2	2	19	2	3	0	0	36
10	Brown II, Darius	5	9	3	5	0	4	8	2	13	4	2	0	2	36
01	Henderson Jr, Rodney	1	5	0	3	0	0	1	4	2	0	1	0	0	13
11	Ndumanya, Festus	1	2	0	0	0	2	2	3	2	3	2	0	0	23
25	Pearre, Jared	1	1	0	0	0	1	1	2	2	0	0	0	0	13
30	Ou, Michael	2	4	0	0	0	2	2	1	4	0	0	0	0	7
32	Harrick, Brendan	1	3	0	0	0	0	0	1	2	0	0	0	0	8
	Team					3	5	8							
	Totals	23	60	8	26	13	18	35	24	67	13	15	2	5	200

FG % 1st Half: 11-36 30.6% 2nd half: 12-24 50.0% Game: 23-60 38.3%
 3FG % 1st Half: 5-15 33.3% 2nd half: 3-11 27.3% Game: 8-26 30.8%
 FT % 1st Half: 4-6 66.7% 2nd half: 9-12 75.0% Game: 13-18 72.2%

Oregon St. 87 • 1-0,0-0 Pac-12

#	Player	Total		3-Ptr		Rebounds			PF	TP	A	TO	Blk	Stl	Min		
		FG	FGA	FG	FGA	FT	FTA	Off								Def	Tot
03	Tres Tinkle	10	17	3	5	2	4	3	7	10	4	25	7	1	2	37	
04	Alfred Hollins	0	4	0	1	0	0	4	4	2	0	2	0	0	1	21	
24	Kylor Kelley	5	7	0	0	8	13	4	4	8	3	18	1	2	4	1	24
05	Ethan Thompson	4	17	2	9	4	4	3	5	1	14	4	2	1	2	37	
11	Zach Reichle	4	9	1	3	4	5	1	3	4	2	13	4	1	1	32	
00	Gianni Hunt	0	1	0	0	0	0	0	0	2	0	0	0	0	0	4	
01	Sean Miller-Moore	2	2	0	0	1	1	2	3	0	4	0	0	0	0	10	
02	Jarod Lucas	1	2	1	1	4	4	2	3	1	7	1	0	0	2	19	
12	Roman Silva	2	3	0	0	0	2	2	0	4	0	1	0	0	5		
15	Payton Dastrup	1	1	0	0	0	0	2	2	0	2	2	0	1	10		
35	Dearon Tucker	0	0	0	0	0	0	0	0	0	1	0	0	0	1		
	Team					3	1	4									
	Totals	29	63	7	20	22	31	28	45	15	87	21	11	8	8	200	

FG % 1st Half: 15-34 44.1% 2nd half: 14-29 48.3% Game: 29-63 46.0%
 3FG % 1st Half: 3-11 27.3% 2nd half: 3-11 27.3% Game: 7-20 35.0%
 FT % 1st Half: 12-19 63.2% 2nd half: 10-12 83.3% Game: 22-31 71.0%

Officials: Randy Richardson, Scott Brown, Rick Batsell
 Technical fouls: CSUN-None. Oregon St.-None.
 Attendance: 3422
 2019-20 Men's Basketball. Round: 0. CSUN vs Oregon St.. Played at Gill Coliseum

Score by periods	1st	2nd	Total
CSUN	31	36	67
Oregon St.	45	42	87

CSUN 70 • 0-2

#	Player	Total		3-Ptr		Rebounds			PF	TP	A	TO	Blk	Stl	Min		
		FG	FGA	FG	FGA	FT	FTA	Off								Def	Tot
00	Coleman II, Lance	8	16	3	7	0	0	1	1	1	19	0	0	0	31		
11	Ndumanya, Festus	2	2	0	0	0	0	3	1	4	5	4	0	3	0	11	
02	Harkless, Elijah	1	7	0	1	1	4	1	4	5	0	3	1	0	0	16	
03	Gomez, Terrell	5	12	3	6	1	1	0	0	0	2	14	3	2	0	1	35
10	Brown II, Darius	4	10	0	1	1	2	1	1	2	1	9	2	0	0	39	
01	Henderson Jr, Rodney	2	8	2	8	0	2	1	3	4	4	6	0	3	0	25	
15	Artest III, Ron	1	2	0	0	1	2	1	1	2	3	0	2	1	1	6	
25	Pearre, Jared	2	2	0	0	2	2	0	3	3	4	6	1	1	1	19	
30	Ou, Michael	0	0	0	0	0	0	1	0	1	5	0	0	0	0	7	
32	Harrick, Brendan	3	4	0	0	0	0	1	0	1	6	1	1	0	0	11	
	Team					2	5	7									
	Totals	28	63	8	23	6	13	11	19	30	25	70	17	16	2	3	200

FG % 1st Half: 16-30 53.3% 2nd half: 16-30 53.3% Game: 28-63 44.4%
 3FG % 1st Half: 5-13 38.5% 2nd half: 3-10 30.0% Game: 8-23 34.8%
 FT % 1st Half: 3-8 37.5% 2nd half: 3-5 60.0% Game: 6-13 46.2%

New Mexico 97 • 2-0

#	Player	Total		3-Ptr		Rebounds			PF	TP	A	TO	Blk	Stl	Min		
		FG	FGA	FG	FGA	FT	FTA	Off								Def	Tot
05	Carlton Bragg	6	9	0	0	5	7	1	3	4	1	17	1	0	1	0	23
12	Vance Jackson	2	3	0	1	2	2	0	1	1	4	6	1	2	1	0	20
05	Jaquan Lyle	7	10	2	4	2	2	0	4	4	1	18	5	6	0	0	29
10	Makuach Maluach	2	3	1	2	0	0	1	7	8	0	5	3	1	1	1	27
11	JJ Caldwell	3	3	0	0	3	3	0	2	2	2	9	3	0	0	1	24
00	Zane Martin	4	11	2	4	3	3	1	2	3	2	13	5	1	0	0	21
01	Corey Manigault	7	11	0	0	3	4	0	2	2	2	17	0	1	0	2	16
03	Keith McGee	4	7	1	4	1	1	1	3	4	2	10	3	1	0	0	20
04	Tavian Percy	0	1	0	1	0	0	0	2	2	0	0	0	0	0	2	13
20	Clay Patterson	0	0	0	0	0	0	0	0	0	0	0	0	0	0	0	1
23	Emmanuel Kuac	0	1	0	0	0	2	3	0	3	0	1	0	0	0	2	
30	Kurt Wegscheider	1	1	0	0	0	0	0	0	0	1	2	0	0	0	2	
33	Jordan Arroyo	0	0	0	0	0	2	0	0	0	1	0	0	0	0	2	
	Team					1	2	3									
	Totals	36	60	6	16	19	26	8	28	36	16	97	22	12	3	6	200

FG % 1st Half: 16-25 64.0% 2nd half: 20-35 57.1% Game: 36-60 60.0%
 3FG % 1st Half: 3-8 37.5% 2nd half: 3-8 37.5% Game: 6-16 37.5%
 FT % 1st Half: 8-9 88.9% 2nd half: 11-17 64.7% Game: 19-26 73.1%

Officials: Brad Gaston, Glen Mayberry, Shawn Leigh
 Technical fouls: CSUN-None. New Mexico-None.
 Attendance: 10335

Score by periods	1st	2nd	Total
CSUN	32	38	70
New Mexico	43	54	97



Official Basketball Box Score -- Game Totals -- Final Statistics
Pepperdine vs CSUN
 11/12/19 7:00 pm at Northridge, Calif. (The Matadome)



Pepperdine 94 • 2-1,0-0 WCC

#	Player	Total		3-Ptr		Rebounds			PF	TP	A	TO	Blk	Stl	Min	
		FG	FGA	FG	FGA	FT	FTA	Off								Def
15	Kessler Edwards	7	13	4	7	4	5	4	11	15	0	22	3	2	2	33
20	Kameron Edwards	8	12	2	3	4	5	1	4	5	5	22	0	2	0	23
04	Colbey Ross	4	11	2	6	4	4	2	4	6	2	14	12	2	0	31
05	Jade' Smith	3	6	0	1	2	2	3	0	3	3	8	0	2	1	20
33	Skylar Chavez	3	9	3	7	0	0	0	0	1	9	0	1	1	0	20
00	Sedrick Altman	2	3	0	1	0	0	0	4	4	0	1	0	0	11	
02	Darryl Polk Jr.	0	0	0	0	0	2	2	2	0	2	1	0	1	16	
03	Michael Wexler	0	0	0	0	0	0	0	0	0	0	0	0	0	0	
11	Keith Smith	2	5	1	1	0	0	1	5	1	0	0	0	2	17	
14	Jay Yoon	0	0	0	0	0	0	0	1	0	1	0	0	0	5	
25	Everett Perrot	0	0	0	0	0	0	0	0	0	0	0	0	0	0	
31	Jan Zidek	1	2	1	2	4	4	0	7	0	0	0	0	0	5	
34	Victor Ohia Obioha	1	2	0	0	1	2	4	3	1	2	0	2	2	11	
50	Jackson Stormo	0	0	0	0	0	0	1	0	0	1	0	0	0	8	
	Team					0	0	0								
	Totals	31	63	13	28	19	23	12	24	36	24	94	20	14	4	200

FG % 1st Half: 13-32 40.6% 2nd half: 18-31 58.1% Game: 31-63 49.2%
 3FG % 1st Half: 6-15 40.0% 2nd half: 7-13 53.8% Game: 13-28 46.4%
 FT % 1st Half: 5-7 71.4% 2nd half: 14-16 87.5% Game: 19-23 82.6%

CSUN 82 • 0-3,0-0 Big West</