

Ole Miss

BASKETBALL

2018-19 OLE MISS MEN'S BASKETBALL GAME NOTES

Ole Miss Athletics Communications | 908 All-American Dr. | University, MS 38677

MBB Contact: Adam Kuffner | kuffner@olemiss.edu | | 662-915-7031 (o) | 662-816-0497 (c)

Web: OleMissSports.com, OleMissGameday.com | Twitter: @OleMissSports, @OleMissMBB, @RebelCoachDavis

Facebook: Facebook.com/OleMissSports, Facebook.com/OleMissMBB | Instagram: OleMissMBB

2018-19 SCHEDULE

Date	Opponent [TV]	Time/Result
11/2	FAYETTEVILLE STATE (Ex.) [SECN+]	W, 101-52
11/10	WESTERN MICHIGAN [SECN+]	W, 90-64
11/16	at RV/RV Butler [FS2]	L, 76-83
11/20	NICHOLLS [SEC Network]	W, 75-55
11/23	vs. Baylor^ [CBS Sports Network]	W, 78-70
11/24	vs. Cincinnati^ [CBS Sports Network]	L, 57-71
11/28	SAN DIEGO [SECN+]	W, 93-86
12/1	ULM [SECN+]	W, 83-60
12/8	at Illinois State [ESPN+]	W, 81-74
12/12	vs. Southeastern Louisiana@ [SECN+]	W, 69-47
12/16	CHATTANOOGA [SEC Network]	W, 90-70
12/21	vs. Middle Tennessee\$	W, 74-56
12/29	FLORIDA GULF COAST [SECN+]	W, 87-57
1/5	at Vanderbilt* [SEC Network]	W, 81-71
1/9	#10/11 AUBURN* [ESPN2]	6 p.m.
1/12	at #14/14 Mississippi State* [CBS]	12 p.m.
1/15	LSU* [SEC Network]	8 p.m.
1/19	ARKANSAS* [SEC Network]	12 p.m.
1/22	at Alabama* [ESPN/ESPNU]	8 p.m.
1/26	IOWA STATE% [ESPN/ESPNU/ESPNU]	11 a.m.
1/30	at Florida* [SEC Network]	5:30 p.m.
2/2	MISSISSIPPI STATE* [SEC Network]	2:30 p.m.
2/6	TEXAS A&M* [SEC Network]	6 p.m.
2/9	at Georgia* [SEC Network]	12 p.m.
2/13	at Auburn* [SEC Network]	7:30 p.m.
2/16	MISSOURI [SEC Network]	2:30 p.m.
2/19	at South Carolina* [SEC Network]	6 p.m.
2/23	GEORGIA* [SEC Network]	2:30 p.m.
2/27	TENNESSEE* [SEC Network]	6 p.m.
3/2	at Arkansas* [SEC Network]	12 p.m.
3/5	KENTUCKY* [ESPN/2/U/SEC Network]	8 p.m.
3/9	at Missouri [SEC Network]	2:30 p.m.
3/13-17	SEC Tournament [Nashville, Tenn.]	TBA

* SEC Game | Ranking: AP/USA TODAY | All Times CT

^ Emerald Coast Classic (Destin, Fla.)

@ Game at Mississippi Coliseum in Jackson, Miss.

\$ Game at Bridgestone Arena in Nashville, Tenn.

% Big 12/SEC Challenge



#10/11 Auburn

TIGERS

(11-2, 0-0 SEC)

Head Coach: Bruce Pearl

Career: 543-209/24th

At AU: 81-64/5th

GAME 14

Date: Wednesday, Jan. 9, 2019

Time: 6 p.m. CT

Location: Oxford, Miss.

Arena: The Pavilion at Ole Miss (9,500)

Television: ESPN2

Karl Ravech, play-by-play

Seth Greenberg, analyst

Radio: Ole Miss IMG Sports Network

David Kellum, play-by-play

Marc Dukes, analyst

Live Video: WatchESPN.com

Live Audio: OleMissSports.com

Series: Auburn leads 77-58

Last Meeting: No. 11 Auburn won 79-70

Jan. 30, 2018 (Oxford, Miss.)



Ole Miss

REBELS

(11-2, 1-0 SEC)

Head Coach: Kermit Davis

Career: 480-265/24th

At OM: 11-2/1st

TIPOFF TIDBITS

- Ole Miss begins SEC play 1-0 after earning an 81-71 road win at Vanderbilt on Saturday.
- The Rebels' week consists of two games against ranked opponents.
- Ole Miss has won 10 of the last 12 matchups versus Auburn.
- Auburn is the third top 10 team to play in the history of The Pavilion, the first since No. 5 Baylor (Jan. 28, 2017).
- The Rebels have won eight straight games for the first time since winning nine straight in 2012-13, when Ole Miss captured the SEC Tournament title.
- Ole Miss has shot over 50 percent in eight games this year, the most since 2012-13 (9).
- The Rebels are the only team in the country to rank top 30 in field goal percentage, free throw percentage and rebounding margin.
- **Breinj Tyree** is the only player to rank in the SEC's top five in scoring (2nd-18.4 ppg), field goal percentage (3rd-53.7), three-point field goal percentage (4th-42.6) and free throw percentage (4th-83.9).
- Tyree is the reigning SEC Player of the Week after scoring a career-high 31 points in the win over Vanderbilt, the most points scored by an SEC player to open up conference play and the most by a Rebel this season.
- A Preseason Second Team All-SEC selection by the coaches, **Terence Davis** ranks eighth in the conference in shooting (49.7 percent) as well as ninth in scoring (15.2 ppg) and assists (3.7 per game).
- Making 134 three-pointers over his career, **Terence Davis** is two away from cracking the Ole Miss top 10 in career threes made; Davis ranks 27th in Ole Miss history with 1,208 career points and has 18 career 20-point games.
- **Kermit Davis**, a native of Leakesville, Mississippi, is in his first year at Ole Miss after spending the past 16 seasons at Middle Tennessee and becoming the winningest coach in school history as well as Sun Belt Conference history.
- With 480 career wins, **Kermit Davis** ranks 136th all-time and 31st among active Division I head coaches.
- **Kermit Davis** is the third coach in school history to win 11 of his first 13 games at Ole Miss.
- Ole Miss went undefeated in the month of December for just the third time since 1950.
- The Rebels hold an all-time record of 1,304-1,304 (109th season).

OLE MISS STYLE GUIDE

NAME

Ole Miss (preferred)
University of Mississippi
~~Mississippi~~

NICKNAME





Rebels

MASCOT



TONY

PROJECTED OLE MISS STARTERS

	PTS	REB	AST	STL	FG%	FT%
 G 2 DEVONTAE SHULER 6-2 192 So. Irmo, S.C.	10.4	4.3	3.5	1.7	46.9	84.4
 G 4 BREEIN TYREE 6-2 195 Jr. Somerset, N.J.	18.4	3.5	3.2	1.1	53.7	83.9
 G 3 TERENCE DAVIS 6-4 205 Sr. Southaven, Miss.	15.2	5.2	3.7	1.4	49.7	72.7
 G/F 0 BLAKE HINSON 6-7 229 Fr. Deltona, Fla.	8.7	2.8	1.5	0.5	45.1	78.6
 C 13 DOMINIK OLEJNICZAK 7-0 260 Jr. Torun, Poland	6.1	3.1	1.0	0.6	70.0	75.0

0		BLAKE HINSON 6-7 229 Fr. Deltona, Fla. Major: Sports and Rec. Admin.	PTS	REB	AST	STL	FG%	FT%	LAST GAME: Scored 11 points for the second straight game NOTES: Has started all 13 games ... Scored a career-high 17 points vs. ULM (Dec. 1) ... First Rebel freshman to start a season opener since Terrance Henry (2008-09) ... Rated the No. 102 player in the country and 4-star prospect by Rivals
G/F			8.7	2.8	1.5	0.5	45.1	78.6	
1		ZACH NAYLOR 6-8 220 Jr. Houston, Texas Major: General Studies	PTS	REB	AST	STL	FG%	FT%	LAST GAME: Posted two assists, one rebound and his first career block NOTES: Has appeared in 11 of the team's 13 games ... Scored a career-high five points and added three rebounds in the win over FGCU (Dec. 29) ... Two-time all-region honors at Weatherford College and led them in scoring last season (18.2 ppg)
F			0.6	1.0	0.4	0.2	33.3	100.0	
2		DEVONTAE SHULER 6-2 192 So. Irmo, S.C. Enrolled in the College of Liberal Arts	PTS	REB	AST	STL	FG%	FT%	LAST GAME: Scored 11 points with team highs in rebounds (7) and assists (6) NOTES: Ranks second in the SEC in minutes per game (32.6), fifth in steals and seventh in assist/turnover ratio (2.0) ... Paces the team in steals, while ranking second in assists and third in rebounding ... Scored a career-high 24 points vs. Cincinnati (Nov. 24)
G			10.4	4.3	3.5	1.7	46.9	84.4	
3		TERENCE DAVIS 6-4 205 Sr. Southaven, Miss. Major: General Studies	PTS	REB	AST	STL	FG%	FT%	LAST GAME: Scored all 11 of his points in the second half and added five boards NOTES: Leads team in blocks and assists ... Ranks eighth in the SEC in field goal percentage, ninth in scoring and 10th in assists ... Scored 30 points at Butler (Nov. 16), his fourth career 30-point game ... Preseason Second Team All-SEC (Coaches)
G			15.2	5.2	3.7	1.4	49.7	72.7	
4		BREEIN TYREE 6-2 195 Jr. Somerset, N.J. Major: General Studies	PTS	REB	AST	STL	FG%	FT%	LAST GAME: Scored a career-high 31 points on 11 of 16 shooting, the most points by an SEC player over the weekend, to earn SEC Player of the Week honors NOTES: Only player to rank top five in the SEC in scoring (second), field goal percentage (third), free throw percentage (fourth) and three-point field goal percentage (fourth)
G			18.4	3.5	3.2	1.1	53.7	83.9	
5		BRIAN HALUMS 6-5 188 Jr. Hollandale, Miss. Major: General Studies	PTS	REB	AST	STL	FG%	FT%	LAST GAME: Did not play in the win at Vanderbilt NOTES: Made his Rebel debut vs. WMU, scoring six points in four minutes ... Earned all-state and all-league honors both years at Itawamba CC ... Finished 37th in the country in scoring (19.6 ppg) to earn NJCAA All-America Second Team honors last season
G			1.4	0.6	0.3	0.0	16.7	75.0	
10		CARLOS CURRY 6-11 235 Fr. Albany, Ga. Major: Freshman Studies	PTS	REB	AST	STL	FG%	FT%	LAST GAME: Did not play in the win at Vanderbilt NOTES: Will redshirt this season ... Averaged a double-double as a high school senior (15 ppg and 10 rpg) ... Earned all-state honorable mention accolades as well as all-region second team, all-area and defensive player of the year
F			--	--	--	--	--	--	
11		FRANCO MILLER JR. 6-2 202 Fr. Freeport, Bahamas Major: Sports and Rec. Admin.	PTS	REB	BLK	STL	FG%	FT%	LAST GAME: Did not play in the win at Vanderbilt, recovering from a knee injury NOTES: Will redshirt this season to recover from a knee injury ... Spent last season at Crestwood Preparatory College in Toronto, Canada ... Averaged 25.8 ppg, 6.0 rpg, 5.2 apg and 3.3 spg ... Broke the 40-point threshold twice throughout the year
G			--	--	--	--	--	--	
12		BRUCE STEVENS 6-8 252 Sr. Louin, Miss. Major: General Studies	PTS	REB	AST	STL	FG%	FT%	LAST GAME: Tallied four points and three rebounds off the bench NOTES: Season highs in points (17), rebounds (8) and minutes (33) in the win over Baylor (Nov. 23) ... Increased his scoring average in SEC play (11.8 ppg) a season ago ... Scored a career-high 27 points (13 of 16 from the line) vs. Illinois St. last year
F			9.4	4.2	0.7	0.6	56.7	78.6	
13		DOMINIK OLEJNICZAK 7-0 260 Jr. Torun, Poland Major: General Studies	PTS	REB	BLK	STL	FG%	FT%	LAST GAME: Tallied eight points to go along with three rebounds and two blocks NOTES: Averaging 7.6 ppg over the last seven games after averaging 4.3 ppg through the first six games ... Leads the team in blocks ... Played for Poland in FIBA World Cup qualifying last summer ... Scored a career-high 16 points at Texas last year against Mo Bamba
C			6.1	3.1	1.0	0.6	70.0	75.0	
14		KJ BUFFEN 6-7 220 Fr. Gainesville, Ga. Major: Freshman Studies	PTS	REB	AST	BLK	FG%	FT%	LAST GAME: Scored five points with team highs in rebounds (7) and blocks (2) NOTES: Has come off the bench in all 13 games, averaging 21.4 minutes per game ... Leads the team in rebounds ... Scored a career-high 15 points vs. San Diego (Nov. 28) ... A 4-star forward and the No. 7 player in Georgia by ESPN.com
F			5.8	5.5	1.3	0.8	43.1	62.5	
15		LUIS RODRIGUEZ 6-6 202 Fr. Los Angeles, Calif. Major: Sports and Rec. Admin.	PTS	REB	AST	STL	FG%	FT%	LAST GAME: Did not see action for the first time this season NOTES: Has played in 12 games this season ... Rated a 4-star small forward and the No. 1 player out of the state of Connecticut (No. 143 nationally) by 247Sports ... Spent last year at Woodstock Academy in Connecticut, ranked third nationally
G/F			1.2	1.3	0.8	0.3	42.9	100.0	
20		D.C. DAVIS 5-11 185 Sr. Purvis, Miss. Major: General Studies	PTS	REB	AST	STL	FG%	FT%	LAST GAME: Pulled down two rebounds in 10 minutes off the bench NOTES: Scored a career-high 12 points on a perfect 4 of 4 shooting vs. WMU (Nov. 11) ... Former walk-on that earned a scholarship ... Played in five games and scored five points last season ... Earned a spot on the SEC First-Year Academic Honor Roll
G			3.1	1.5	0.8	0.5	50.0	68.4	
30		ANTONIO MORGANO 5-10 173 So. Morgantown, W. Va. Major: Political Science	PTS	REB	AST	STL	FG%	FT%	LAST GAME: Did not play in the win at Vanderbilt NOTES: Has appeared in six games this season ... Scored two points vs. FGCU (Dec. 29), his first points as a Rebel, making a bucket in the last minute ... Played in one game last season ... Led Morgantown HS to a 27-0 record and state championship
G			0.3	0.2	0.0	0.0	50.0	--	
33		JOHN MCBRIDE 6-5 216 Fr. Memphis, Tenn. Major: Accountancy	PTS	REB	BLK	STL	FG%	FT%	LAST GAME: Did not play in the win at Vanderbilt NOTES: Walk-on ... Tabbed first team all-state (Division II-AA) by the Tennessee Sports Writers Association after averaging 18.6 points per game, 7.9 rebounds per game and 3.0 assists per game as a senior ... Named Division II-AA Co-MVP
G			--	--	--	--	--	--	

CAREER RECORD AS A HEAD COACH (ALL DIVISIONS):

480-265 (.644 pct. / 24 seasons)

CAREER RECORD AS A HEAD COACH (DIVISION I):

414-240 (.633 pct. / 21 seasons)

COACHING HONORS

- 1989 Big Sky Coach of the Year (league)
- 1990 Big Sky Coach of the Year (league)
- 2003 Sun Belt Coach of the Year (league)
- 2008 Sun Belt Coach of the Year (Colleg Insider.com)
- 2010 Sun Belt Coach of the Year (Colleg Insider.com)
- 2012 Sun Belt Coach of the Year (league, Colleg Insider.com)
- 2012 NABC District 24 Coach of the Year
- 2013 Sun Belt Coach of the Year (league, Colleg Insider.com)
- 2016 Daily News Journal Sportsperson of the Year
- 2017 Conference USA Coach of the Year (league)
- 2017 NABC District 11 Coach of the Year
- 2017 TSWA Coach of the Year

**COACHING CAREER**

Season	School	Position	Record/Postseason
1984-85	Southwest Mississippi CC	Head Coach	17-9
1985-86	Southwest Mississippi CC	Head Coach	22-11
1986-87	Idaho	Assistant Coach	16-14
1987-88	Idaho	Assistant Coach	19-11
1988-89	Idaho	Head Coach	25-6/NCAA First Round
1989-90	Idaho	Head Coach	25-6/NCAA First Round
1990-91	Texas A&M	Head Coach	8-21
1991-92	Chipola	Associate Head Coach	
1992-93	Chipola	Associate Head Coach	
1993-94	Chipola	Head Coach	27-5/State Semifinals
1994-95	Utah State	Associate Head Coach	21-8/NIT
1995-96	Utah State	Associate Head Coach	18-15
1996-97	Idaho	Head Coach	13-17
1997-98	LSU	Associate Head Coach	9-18
1998-99	LSU	Associate Head Coach	12-15
1999-2000	LSU	Associate Head Coach	28-6/NCAA Sweet Sixteen
2000-01	LSU	Associate Head Coach	13-16
2001-02	LSU	Associate Head Coach	19-15/NIT Second Round
2002-03	Middle Tennessee	Head Coach	16-14
2003-04	Middle Tennessee	Head Coach	17-12
2004-05	Middle Tennessee	Head Coach	19-12
2005-06	Middle Tennessee	Head Coach	16-12
2006-07	Middle Tennessee	Head Coach	15-17
2007-08	Middle Tennessee	Head Coach	17-15
2008-09	Middle Tennessee	Head Coach	18-14
2009-10	Middle Tennessee	Head Coach	19-14/CIT First Round
2010-11	Middle Tennessee	Head Coach	16-16
2011-12	Middle Tennessee	Head Coach	27-7/NIT Quarterfinals
2012-13	Middle Tennessee	Head Coach	28-6/NCAA First Four
2013-14	Middle Tennessee	Head Coach	24-9
2014-15	Middle Tennessee	Head Coach	19-17/CIT First Round
2015-16	Middle Tennessee	Head Coach	25-10/NCAA Second Round
2016-17	Middle Tennessee	Head Coach	31-5/NCAA Second Round
2017-18	Middle Tennessee	Head Coach	25-8/NIT Second Round
2018-19	Ole Miss	Head Coach	11-2

EDUCATION: Bachelor's (1982); Master's (1984) - Mississippi State**FASTBREAK FACTS ON KERMIT DAVIS**

- Ranks 136th all-time in career wins and 31st among active head coaches
- Nine seasons of 24 or more wins as a head coach
- Eight-time conference coach of the year
- Third coach in Ole Miss history to win 11 of his first 13 games as the Rebels' head coach
- Winningest head coach in Middle Tennessee history
- Winningest head coach in Sun Belt Conference history
- Coached Middle Tennessee to 179 wins in the last seven seasons, the most by any school in the state of Tennessee during that span
- Won nine conference championships (seven regular season, two conference tournaments) at Middle Tennessee over the past nine seasons
- Last season, led the Blue Raiders to a nation-best 12 road wins as Middle Tennessee went 12-2 in true road games
- Coached one of the biggest upsets in NCAA Tournament history, leading No. 15 seed Middle Tennessee to a win over No. 2 seed Michigan State in the 2016 NCAA Tournament
- One year later, led Middle Tennessee back to the NCAA Tournament as a No. 12 seed, where they beat No. 5 seed Minnesota
- Other wins over Power 5 schools include Auburn, Ole Miss, Tennessee, UCLA and Vanderbilt
- As a head coach, has led his teams to 14 conference championships (10 regular season, four conference tournaments)
- Serving as associate head coach, helped Utah State and LSU earn conference titles; took LSU to the Sweet 16 to conclude a 28-6 campaign
- Inducted into the Southwest Mississippi College Hall of Fame in October 2018
- Youngest Division I head coach in the nation at Idaho at age 28
- Youngest junior college coach in the nation at Southwest Mississippi at age 24
- He and his wife Betty have two daughters, Ally and Claire

*Coach Davis' full bio can be found on OleMissSports.com

OLE MISS QUICK FACTS

Name...Ole Miss (The University of Mississippi)
Nickname..... Rebels
Location..... Oxford, Mississippi
Founded..... November 6, 1848
Enrollment..... 23,258
School Colors..... Cardinal Red and Navy Blue
Mascot..... Rebel
Interim Chancellor..... Larry D. Sparks
Faculty Representative..... Dr. Ron Rychlak
Athletics Director..... Ross Bjork
Conference..... Southeastern (SEC)
2017-18 Record..... 12-20
SEC Record/Finish..... 5-13/14th SEC
Postseason..... N/A
Lettermen Returning/Lost..... 7/8
Starters Returning/Lost..... 3/2
Newcomers..... 8

MEDIA SERVICES

CREDENTIALS

Please contact the Athletics Communications Office for game credentials. Requests for credentials should be emailed to Adam Kuffner (kuffner@olemiss.edu) and will be limited to working members of the media. Credentials will be held at the will-call table located at the media entrance on the southwest corner of The Pavilion at Ole Miss.

Priority will be given to media representatives that cover Ole Miss Basketball on a regular basis. Credentials are non-transferable. Unauthorized use is strictly prohibited.

INTERVIEW POLICY

All interview requests — coaches and players — **MUST** be coordinated through the Communications Office. During the week, head coach Kermit Davis and Rebel players will generally be available for interviews at the Tuohy Center or The Pavilion before practice on Mondays, unless arranged otherwise. Please email or text your player requests to Adam Kuffner by 1 p.m. of the day prior to interviews. There will be no gameday player interviews until after the game.

PRACTICE POLICY

Some Ole Miss basketball practices may be opened to the media. If you would like to attend, contact Adam Kuffner for availability and more information.

WEEKLY TELECONFERENCE

The Southeastern Conference conducts teleconferences 2-3 times per month with all 14 men's basketball head coaches beginning in January and running through the end of the season. Contact the SEC Media Relations office or the Ole Miss Athletics Communications office for dates and times.

PARKING

Media parking is located in the garage or at the Ole Miss Track Complex. Media members should request parking in advance. Media members that attend practices, press conferences and other on-campus events during the week should make arrangements with campus parking by visiting olemiss.edu/parking/media.html.

POSTGAME INTERVIEWS

Both team locker rooms are CLOSED to the media following the game, by facility policy. Visiting coach and player interviews will address the media in the media workroom following a cooling off period approximately 10 minutes after the game. Ole Miss head coach Kermit Davis and selected Ole Miss players will address the media following the visiting team.

SEC LEADERS

- Ole Miss leads the SEC in free throw shooting (76.6 percent), while ranking second in field goal percentage (50.5), three-point percentage (38.3), rebounding margin (+7.0) and rebounding defense (28.8).

- **Breein Tyree** is the only SEC player to rank top five in the conference in scoring (2nd-18.4 ppg), field goal percentage (3rd-53.7 percent), three-point field goal percentage (4th-42.6 percent) and free throw percentage (4th-83.9 percent).

- Tyree also ranks sixth in playing time (31.8 minutes per game).

- **Devontae Shuler** ranks second in playing time (32.6 minutes per game), fifth in steals (1.7 per game) and seventh in assist/turnover ratio (2.0).

- **Terence Davis** ranks eighth in field goal shooting (49.7 percent), while ranking ninth in scoring (15.2 ppg) and assists (3.7 per game).

RARE COMPANY

Ole Miss is the only team in the country to rank top 30 nationally in all three of these statistical categories: field goal percentage (50.5 percent), free throw percentage (76.6) and rebounding margin (+7.0). The Rebels are 10th in the nation in field goal percentage, 16th from the charity stripe and 27th in rebounding margin. Ole Miss is one of four teams to rank top 30 nationally in both shooting categories, joining Hofstra, Liberty and South Dakota State.

MAKING THE MARCH TOWARDS MARCH MADNESS

In the first year under head coach **Kermit Davis**, the Rebels are making their presence known in early conversations regarding the NCAA Tournament. In the new NET, a metric the NCAA Tournament Selection Committee looks at to determine at-large berths, Ole Miss is ranked 35th. Andy Katz of NCAA.com has Ole Miss projected to be a No. 9 seed come March. CBS Sports Bracketologist Jerry Palm has the Rebels as a No. 10 seed in his current NCAA Tournament projections. According to ESPN Bracketologist Joe Lunardi, Ole Miss is the first team out if the season ended today. The Rebels will look to be on the right side of the bubble marching through conference play.

COMPARING THE TEAMS

Statistic	Ole Miss	Auburn
Scoring Offense	79.5	85.2
Scoring Defense	66.5	64.5
Scoring Margin	+13.1	+20.7
Field Goal Pct.	.505	.463
Opp. Field Goal Pct.	.411	.411
3-Point Pct.	.383	.349
Opp. 3-Point Pct.	.345	.350
Free Throw Pct.	.766	.675
Rebounds Per Game	35.8	39.2
Opp. Rebounds Per Game	28.8	33.7
Rebound Margin	+7.0	+5.5
Assists Per Game	16.4	16.9
Turnovers Per Game	13.2	13.5
Opp. Turnovers Per Game	14.4	20.8
Turnover Margin	+1.2	+7.4
Steals Per Game	7.5	10.4
Blocks Per Game	4.4	6.2

OLE MISS REBEL ROSTER

No.	Name	Pos.	Ht.	Wt.	Yr.	Hometown (High School/Other School)
0	Blake Hinson	G/F	6-7	229	Fr.	Deltona, Fla. (Sunrise Christian Academy (Kan.))
1	Zach Naylor	F	6-8	220	Jr.	Houston, Texas (Weatherford College)
2	Devontae Shuler	G	6-2	192	So.	Irmo, S.C. (Oak Hill Academy)
3	Terence Davis	G	6-4	205	Sr.	Southaven, Miss. (Southaven)
4	Breein Tyree	G	6-2	195	Jr.	Somerset, N.J. (St. Joseph HS)
5	Brian Halums	G	6-5	188	Jr.	Hollandale, Miss. (Itawamba CC)
10	Carlos Curry	F	6-11	235	Fr.	Albany, Ga. (Dougherty Comprehensive)
11	Franco Miller Jr.	G	6-2	202	Fr.	Freeport, Bahamas (Crestwood Prep (Canada))
12	Bruce Stevens	F	6-8	252	Sr.	Louin, Miss. (Jones County JC)
13	Dominik Olejniczak	C	7-0	260	Jr.	Torun, Poland (Drake)
14	KJ Buffen	F	6-7	220	Fr.	Gainesville, Ga. (Gainesville)
15	Luis Rodriguez	G/F	6-6	202	Fr.	Los Angeles, Calif. (Woodstock Academy (Conn.))
20	D.C. Davis	G	5-11	185	Sr.	Purvis, Miss. (Jones County JC)
30	Antonio Morgano	G	5-10	173	So.	Morgantown, W. Va. (Morgantown)
33	John McBride	G	6-5	216	Fr.	Memphis, Tenn. (Memphis University School)

Head Coach:

Kermit Davis (Mississippi State, 1982), First Season

Assistant Coaches:

Win Case (University of Science and Arts of Oklahoma, 1986), First Season

Ronnie Hamilton (Duke, 2002), First Season

Levi Watkins (NC State, 2005), First Season

Coordinator of Basketball Operations: Thomas Gray

PRONUNCIATIONS

KJ BUFFEN	BUFF-en
Brian HALUMS	HAY-lums
DOMINIK OLEJNICZACK	DAH-mih-nick oh-la-NEE-chak
DEVONTAE SHULER	duh-VON-tay SHOO-ler

SCOUTING AUBURN

Auburn enters Wednesday's matchup with an 11-2 record heading into SEC play. The Tigers have had significant time off, last playing Dec. 29 with a 95-49 home victory over North Florida. Eight of Auburn's 11 victories have come at home, and the Tigers are 1-1 in true road games. Auburn is led by strong guard play in Bryce Brown (15.3 ppg) and Jared Harper (14.9 ppg). Harper is the conference leader in assists (6.8 per game), free throw percentage (86.7 percent) and playing time (33.2 minutes per game). As a team, the Tigers lead the SEC in offensive rebounding (15.4 per game) and threes made (10.5 per game). On the defensive side of the court, Auburn averages 10.4 steals and 6.2 blocks to go along with a +7.4 turnover margin to top the conference. Bruce Pearl is in his fifth season guiding the Auburn program. He is in his 24th season as a head coach with stops at Southern Indiana (1992-2001), Milwaukee (2001-05) and Tennessee (2005-11) before arriving at Auburn in 2014.

SERIES HISTORY

Auburn leads the all-time series 77-58, but the Rebels have won 10 and the last 12 over the Tigers and 13 of the last 17. Prior to last season's sweep, the Rebels had a 10-game winning streak in the series. It was the longest in school history against an SEC foe, bettering a pair of eight-game streaks against LSU and Mississippi State. During the winning streak, five of the Rebels' victories occurred in Oxford, four in Auburn and one at the SEC Tournament (2012). Ole Miss holds a 42-24 advantage in Oxford, including a 2-1 mark at The Pavilion.

LAST TIME WE MET

Ole Miss hung around amidst a slew of foul trouble and some struggles on the offensive end, but the No. 11 Auburn Tigers imposed their will down the stretch, particularly on the glass, as the Rebels fell 79-70 at The Pavilion (Jan. 30, 2018). The first half was a sluggish one on either side as both teams struggled to get into a rhythm. This could partly be attributed to the 25 total fouls called in the first half that saw seven different Rebels pick up two fouls, including forwards **Bruce Stevens**, Marcanvis Hymon and **Dominik Olejniczak**. Ole Miss fought through it. The majority of Deandre Burnett's 12 first half points came in the final minutes of the opening half, preventing Auburn from pushing to a sizable lead. The Rebels went into the halftime locker room trailing 38-36 and were still very much in the ballgame. Burnett finished with 16 to lead all Ole Miss scorers. **Terence Davis**, Markel Crawford and **Devontae Shuler** each had 11 points on the night. The two teams battled back and forth in the early stages of the second half. Ole Miss trimmed the lead to one point a number of times, but Auburn seemed to have an answer each time. The Tigers didn't shoot the basketball particularly well on the night at 26 of 67 for 38 percent, but imposed their will on the Rebels on the glass in the second half. Auburn grabbed 19 offensive rebounds, 12 coming in the final 20 minutes and parlayed those to a total of 17 second chance points and 32 points in the paint total.

INDIVIDUAL REBELS VERSUS AUBURN

Terence Davis and **Breein Tyree** have had some of the biggest games of their careers against the Auburn Tigers. As a sophomore, Davis scored a team-high 26 points as the Rebels rallied from 23 points down in the second half to beat the Tigers 90-84 at The Pavilion (Feb. 11, 2017). At Auburn last year, Tyree tallied 24 points which was a career high at the time (Jan. 9, 2018). He knocked down four three-pointers, a personal best that he's achieved four times throughout his Ole Miss career.

BACK AT .500

With an 11-2 start to the season, Ole Miss is back to a .500 all-time record (1,304-1,304). At the beginning of last season, the Rebels went over .500 for the first time since 1959 before ending the season nine games under .500 through 108 seasons of basketball (1,293-1,302).

TYREE NAMED SEC PLAYER OF THE WEEK

After leading the Rebels to an 81-71 win at Vanderbilt to begin conference play, Ole Miss junior guard **Breein Tyree** was named SEC Player of the Week. Scoring the most points by any SEC player over the weekend, Tyree earned the accolade from the conference office for the first time in his career. With a career-high 31 points, Tyree put the team on his back and led the Rebels to their eighth straight victory. Tyree's output was the most points scored by a Rebel and a Vanderbilt opponent this season. No other player scored more than 23 points in an SEC opener. Making a career-high 11 shots, Tyree went 11 of 16 from the floor for a 68.6 percent clip. He got off to a hot start, draining his first six shots from the field and scoring 17 of his team's 35 first half points. The Somerset, New Jersey, native produced his first career 30-point game and has scored at least 20 points in seven of the last 10 games. He was a perfect 6 of 6 from the line, making four free throws during the final six minutes to help keep Ole Miss ahead late in the game. Tyree is the first Rebel to be named SEC Player of the Week since teammate Terence Davis earned the honor as a sophomore (Jan. 23, 2017).

STEPPING UP IN SEC PLAY

Bruce Stevens and **Breein Tyree** played their best during the conference slate last season. After averaging 9.0 ppg and 4.7 rpg to begin his Ole Miss career, Stevens improved in SEC play by bumping his averages to 11.8 ppg and 5.4 rpg. Meanwhile, Tyree improved his scoring for the second straight year in conference action, going from 8.3 ppg in non-conference to 12.3 ppg in SEC play. As a freshman, Tyree emerged to rank fourth on the team in scoring at 9.3 ppg in SEC contests, up from his 2.1 ppg before the start of conference play. Tyree got off to a fast start to SEC play on Saturday with his career-high 31 points.

BY THE NUMBERS

The Rebels' record is ...

- Overall. 11-2
- SEC Games 1-0
- Streak W8
- Overtime 0-0
- Home Overall (SEC) 6-0 (0-0)
- Road Overall (SEC) 2-1 (1-0)
- Neutral Games (SEC) 3-1 (0-0)
- vs. Ranked Opponents. 0-0

- Day Games 4-0
- Night Games (6 p.m. or later) 6-2
- November Games 4-2
- December Games 6-0
- January Games 1-0
- February Games 0-0
- March Games 0-0

- Monday Games 0-0
- Tuesday Games 1-0
- Wednesday Games 2-0
- Thursday Games 0-0
- Friday Games 2-1
- Saturday Games 5-1
- Sunday Games 1-0

- Red Jerseys 2-1
- Navy Jerseys 2-0
- White Jerseys 2-1
- Grey Jerseys 4-0
- Powder Blue Jerseys 1-0

Rebels' record when ...

- Leading at the half 10-0
- Tied at the half 0-0
- Behind at the half 1-2

- Scores 90 points or more 3-0
- Scores 80-89 points 4-0
- Scores 70-79 points 3-1
- Scores less than 70 points 1-1

- Out-rebounds opponent 11-1
- Out-rebounded by opponent 0-1
- Ties opponents in rebounds 0-0

- Shoots 50 percent or better 8-0
- Shoots between 40-49 percent 2-1
- Shoots under 40 percent 1-1
- Shoots 40 percent or better from 3-pt. 5-1
- Shoots between 30-40 percent from 3-pt. 5-0
- Shoots under 30 percent from 3-pt. 1-1
- Shoots 70 percent or better from FT line 8-1
- Shoots 60-69 percent from FT line 1-1
- Shoots under 60 percent from FT line 2-0
- Opp. shoots 50 percent or better 0-0
- Opp. shoots 40-49 percent 7-2
- Opp. shoots under 40 percent 4-0
- Opp. shoots 40 percent or better from 3-pt. 2-2
- Opp. shoots between 30-40% from 3-pt. 6-0
- Opp. shoots under 30 percent from 3-pt. 3-0
- Commits 15 turnovers or more 3-1
- Commits less than 15 turnovers 8-1
- Forces 15 turnovers or more 5-0
- Forces less than 15 turnovers 6-2
- Has less (or same) turnovers than opp. 7-0

OLE MISS IN SEC/NCAA STATS

TOP 100

	SEC	NCAA	Category (as of 1/8/19)
Ole Miss	4	66	Assist/Turnover Ratio (1.2)
Ole Miss	4	38	Assists Per Game (16.4)
Ole Miss	13	69	Blocks Per Game (4.4)
Ole Miss	12	68	Fewest Fouls (237)
Ole Miss	7	69	Fewest Turnovers (172)
Ole Miss	2	10	FG% (50.5)
Ole Miss	8	86	FG% Defense (41.1)
Ole Miss	1	16	FT% (76.6)
Ole Miss	2	27	Rebounding Margin (7.0)
Ole Miss	5	68	Scoring Defense (66.5)
Ole Miss	4	40	Scoring Margin (+13.1)
Ole Miss	8	61	Scoring Offense (79.5)
Ole Miss	6	93	Steals Per Game (7.5)
Ole Miss	2	37	3FG% (38.3)
Tyree	3	78	FG% (53.7)
Tyree	4	98	FT% (83.9)
Tyree	2	91	Scoring (18.4)

SEC STATS

	SEC	Category (as of 1/8/19)
Ole Miss	8	Scoring Offense (79.5)
Ole Miss	5	Scoring Defense (66.5)
Ole Miss	4	Scoring Margin (+13.1)
Ole Miss	1	FT% (76.6)
Ole Miss	2	FG% (50.5)
Ole Miss	8	FG% Defense (41.1)
Ole Miss	2	3FG% (38.3)
Ole Miss	9	3FG Defense (34.5)
Ole Miss	13	Rebounding Off. (35.8)
Ole Miss	2	Rebounding Def. (28.8)
Ole Miss	2	Rebounding Margin (+7.0)
Ole Miss	13	Blocks (4.4)
Ole Miss	4	Assists (16.4)
Ole Miss	6	Steals (7.5)
Ole Miss	8	Turnover Margin (+1.2)
Ole Miss	5	Assist/Turnover Ratio (1.2)
Ole Miss	14	Offensive Rebounds (9.6)
Ole Miss	8	Defensive Rebounds (26.2)
Ole Miss	4	Def. Rebound% (73.9)
Ole Miss	7	Off. Rebound% (33.0)
Ole Miss	7	3FG Made (7.8)
Tyree	2	Scoring (18.4)
T. Davis	9	Scoring (15.2)
Tyree	3	FG% (53.7)
T. Davis	8	FG% (49.7)
T. Davis	10	Assists (3.7)
Tyree	4	FT% (83.9)
Shuler	5	Steals (1.7)
Tyree	4	3FG% (42.6)
Tyree	10	3FG Made (2.2)
Shuler	7	Assist/Turnover Ratio (2.0)
Shuler	2	Minutes (32.6)
Tyree	6	Minutes (31.8)
T. Davis	19	Minutes (29.1)

FAST START FOR KERMIT DAVIS

With the victory at Vanderbilt on Saturday, head coach **Kermit Davis** became the third coach in Ole Miss history to win 11 of his first 13 games guiding the Rebels. The Mississippi native joined the likes of former Ole Miss coaches Homer Hazel (1926-30) and Andy Kennedy (2007-18). Hazel won 20 of his first 22 games, extending into his second season as head coach after going 16-2 during the 1925-26 campaign. Kennedy, the winningest coach in program history, got off an 11-2 start upon arrival in 2007.

UNDERRATED REBELS

Coming off a season in which they finished 12-20 (5-13 SEC) and last in the conference, the Rebels were predicted to finish 14th in the SEC this year by the media. However, Ole Miss is used to being underrated before the season begins. The Rebels have finished above their preseason projection six of the last seven seasons since the league moved away from a divisional format, the outlier being the 2017-18 campaign.

TYREE ON A TEAR

Junior guard **Breein Tyree** is one the veteran leaders on the floor for Ole Miss. His consistency has allowed him to become the team's leading scorer, averaging 18.4 ppg to rank second in the SEC. He also ranks third in the conference in field goal percentage (53.7 percent), as well as fourth in free throw percentage (83.9 percent) and three-point field goal percentage (42.6 percent). The Somerset, New Jersey, native is the only player that ranks in the SEC's top five of all four categories. Tyree has scored at least 20 points in seven of the last 10 games. In the semifinals of the Emerald Coast Classic (Nov. 23), he put up a 28 points to lead Ole Miss to a victory over Baylor. He followed that up with a 14-point performance versus Cincinnati (Nov. 24) before tallying a team-high 22 points against San Diego (Nov. 28). Facing ULM (Dec. 1), Tyree led the Rebels once again with 20 points. He scored a game-high 22 points, including 17 in the second half, to help Ole Miss earn a hard-fought road win at Illinois State (Dec. 8). In a win over Chattanooga (Dec. 16), Tyree sparked a 28-0 run and scored 17 of his game-high 20 points in the second half. In Nashville, he tallied a team-high 24 points versus Middle Tennessee (Dec. 21) before exploding for a career-high 31 points against Vanderbilt (Jan. 5).

A NEW ERA OF OLE MISS BASKETBALL

The 2018-19 season is the dawn of a new era for Ole Miss Basketball. A new head coach took the reins of the program when **Kermit Davis** was hired on March 15, 2018. Davis, the winningest coach in Middle Tennessee history, returns to his home state with years of success. A native of Leakesville, Mississippi, Davis guided the Blue Raiders to league titles in seven of his last nine years in Murfreesboro, between Conference USA and the Sun Belt. Middle Tennessee was one of five programs he led to conference championships in 36 years as an assistant and head coach. An eight-time conference coach of the year, Davis is 31st among active Division I head coaches with 480 career wins (414 in Division I), including stints at MT, Idaho and Texas A&M. He ranks 11th nationally in winning percentage over the last three years and 13th over the last seven.

OLE MISS EARNS ROAD WIN IN SEC OPENER BEHIND TYREE'S BIG NIGHT

Breein Tyree scored a career-high 31 points, and the Ole Miss men's basketball team took its winning streak into SEC play with an 81-71 win over Vanderbilt in the conference opener at Memorial Gymnasium (Jan. 5). The Rebels won their eighth straight game, marking their longest winning streak in six seasons. Four Rebels scored in double figures led by Tyree. **Terence Davis**, who scored all of his points in the second half, shot 50 percent from the field with a pair of three-pointers. **Devontae Schuler** had 11 of his own, going 7 of 8 from the charity stripe with seven rebounds and six assists. **Blake Hinson** scored in double figures (11) for the fourth time this season. The Rebels cashed in at the free throw line, going 19 of 22 (86.4 percent) for the game, including 14 of 15 (93.3 percent) in the second half which allowed Ole Miss to keep the lead down the stretch.

DYNAMIC DUO

Senior **Terence Davis** and junior **Breein Tyree** have become a dynamic duo in the Ole Miss backcourt, averaging 42.2 percent of the Rebels' scoring this year. Tyree leads the way at 18.4 ppg to rank second in the SEC, while Davis' 15.2 ppg rank ninth. The pair have combined for 12 20-point games so far this season, including three games in which they both reached the 20-point plateau. They also have one 30-point game to each of their credit this season, both occurring away from home. Tyree scored a career-high 31 in the victory at Vanderbilt (Jan. 5), and Davis tallied his season high of 30 at Butler (Nov. 16). Both Rebels also crack the SEC's top 10 in field goal percentage. Tyree leads Ole Miss and is third in the conference at 53.7 percent, while Davis is eighth at 49.7 percent.

WWWNNNNNN

The Rebels have won eight consecutive games for the first time since the 2012-13 season when the team cut down the nets at the SEC Tournament. During this stretch, Ole Miss has shot over 50 percent in seven of those games to bring the season total to eight, surpassing last season's total. The Rebels eclipsed 50 percent from the field in five games throughout the entire 2017-18 season. The last time Ole Miss recorded at least eight games shooting better than 50 percent from the field also occurred during the 2012-13 campaign (nine times). Ole Miss ranks second in the SEC in field goal percentage (50.5), a mark that is 10th nationally.

CLIMBING THE CHARTS

Through 100 career games, senior **Terence Davis** has 1,208 points to rank 28th in Ole Miss history. He is on pace to land inside the top 20, and with a big year, could find himself in the top 10 to end his Rebel career. In his final year on

campus, Davis is averaging 15.2 ppg to rank ninth in the SEC and shooting at a 49.7 percent clip (eighth in the SEC). The Southaven, Mississippi, native also paces the team in assists (3.7 per game), cracking the conference's top 10 and coming in at ninth. With 11 points at Vanderbilt, Davis passed former Rebel player and head coach Rod Barnes (1,201). Next on his chase up the Ole Miss scoring chart are Walter Actwood (1,216) and Dwayne Curtis (1,232). John Stroud, one of this year's analyst for games on the Ole Miss IMG Sports Network (radio), is the Rebels' all-time scoring leader with 2,328 points. Davis also ranks 10th all-time in three-pointers attempted, and making two more from long range, he'll crack the Ole Miss top 10 in three-pointers made in a career.

MINUTE MONSTER

Averaging 32.6 minutes per game, sophomore guard **Devontae Shuler** leads the Rebels in playing time and ranks second in the SEC. He has played at least 30 minutes in 10 of the Rebels' 13 games, including a career-high 38 minutes in the win over Baylor (Nov. 23). He began the SEC portion of the schedule by logging 37 minutes at Vanderbilt. As a freshman a season ago, Shuler averaged 18.8 minutes per game and only played 30 minutes once (33 minutes versus South Dakota State).

CONVERTING AT THE CHARITY STRIPE

As a team, Ole Miss leads the SEC and 16th nationally in free throw percentage (76.6). Eight of the 11 Rebels that have attempted free throws this season are shooting over 75 percent from the stripe. In the Emerald Coast Classic championship game against Cincinnati (Nov. 24), Ole Miss converted 16 of 17 at the line for a 94.1 percent clip. It was the Rebels' best free throw percentage in a game since going 22 of 23 (95.7 percent) versus Baylor during the 2016-17 campaign (Jan. 28, 2017). The team followed that up by shooting 87.0 percent (20 of 23) from the stripe to help defeat San Diego (Nov. 28). After going 0 for 1 in the first half at Illinois State (Dec. 8), the Rebels went a perfect 14 of 14 over the final 20 minutes to finish the game at 93.3 percent. In Saturday's win at Vanderbilt, Ole Miss went 14 of 15 in the second half to remain in front down the stretch. **Breoin Tyree** leads the Rebels as a 83.9 percent free throw shooter (52 of 62), ranking fourth in the SEC among qualifiers.

STAT-STUFFING SHULER

Sometimes the biggest jumps are from one's freshman to sophomore year. After playing in all 32 games last year, primarily coming off the bench, sophomore **Devontae Shuler** has gotten off to a fast start this season. Through 13 games as a starting guard, he has stuffed box scores by leading the Rebels in minutes (32.6 per game) and steals (1.7 per game), while ranking second in assists (3.5 per game). Shuler ranks in the SEC's top 10 in three categories, sitting at second in playing time, fifth in steals and seventh in assist/turnover ratio (2.0). In the Emerald Coast Classic versus Cincinnati (Nov. 24), he tallied a career-high 24 points to best his previous high of 19 last season against South Dakota State. In the road win at Illinois State (Dec. 8), he matched his career high with four steals, the third time he's accomplished that feat. In Jackson, Shuler scored a team-high 19 points to lead the Rebels to a win over Southeastern Louisiana (Dec. 12).

LIGHTING UP THE PAVILION

The offense has put up some record shooting percentages early in the first year under **Kermit Davis**. Through the first five home games of the Davis era, Ole Miss boasted the top three shooting performances in The Pavilion. Going 32 of 52 (61.5 percent) in a victory versus Chattanooga (Dec. 16), Ole Miss tallied its best shooting percentage since going 28 of 45 (62.2 percent) in a 78-51 win at LSU nearly eight years ago (Jan. 22, 2011). The Pavilion record broke the previous best mark of 61.1 percent (33 of 54) in a win over San Diego last month (Nov. 28). In this year's season opener versus Western Michigan (Nov. 10), the Rebels shot 54.1 percent (33 of 61) to match the previous top Pavilion percentage (Feb. 14, 2017 vs. LSU). No opposing team has shot better than 53 percent in The Pavilion.

NEXT ON THE HARDWOOD

After hosting a top 10 team at home, the Rebels continue the SEC gauntlet by facing another ranked team. Ole Miss heads to Starkville to battle No. 14 Mississippi State for a Saturday afternoon matchup. The rivalry will tip off at 12 p.m. CT on CBS and can be heard on the airwaves of the Ole Miss IMG Sports Network.

MISSISSIPPI MADE

Along with head coach **Kermit Davis** (Leakesville), all three Ole Miss seniors hail from the state of Mississippi: **D.C. Davis** (Purvis), **Terence Davis** (Southaven) and **Bruce Stevens** (Louvain).

A DECEMBER TO REMEMBER

The Rebels went 6-0 in the month of December, going undefeated in the final month of the calendar for just the third time since 1950. Ole Miss went 5-0 during December 2015, while posting a 7-0 December record during the 2007-08 NIT Final Four campaign. Prior to 1950, four games or less were played during the final month of the calendar year each season.

REBELS WIN SEVENTH STRAIGHT, SOAR OVER EAGLES

Ole Miss finished off a perfect month of December with an 87-57 victory over Florida Gulf Coast in front of 7,551 fans in The Pavilion (Dec. 29). The wire-to-wire win was the Rebels' seventh consecutive victory, their longest since the end of the 2015 calendar year. Five Rebels scored in double figures led by **Terence Davis**, who tallied 10 points in each half for his 18th career 20-point game. **Breoin Tyree** added 14 points to go along with a season-high six assists and a career-best four steals. **Blake Hinson**, **Devontae Shuler** and **Bruce Stevens** tallied 11 points apiece. Ole Miss shot

CAREER RECORDS WATCH

SCORING

- 2,328 John Stroud (110 games, 1977-80)
- 2,078 Joe Harvell (114 games, 1990-93)
- 2,021 Chris Warren (115 games, 2008-11)
- 1,822 Carlos Clark (118 games, 1980-83)
- 1,805 Elston Turner (113 games, 1978-81)
- 1,785 Justin Reed (122 games, 2001-04)
- 1,682 Keith Carter (117 games, 1996-99)
- 1,629 Jarvis Summers (134 games, 2012-15)
- 1,601 Joe Gibbon (86 games, 1954-57)
- 1,564 Gerald Glass (60 games, 1989-90)
-
- 1,259 B.L. "Country" Graham (76 games, 1936-38)
- 1,232 Dwayne Curtis (90 games, 2005-08)
- 1,216 Walter Actwood (103 games, 1974-77)
- 271,208 Terence Davis (101 games, 2016-pres.)**
- 1,201 Rod Barnes (103 games, 1985-88)
- 1,160 Rahim Lockhart (123 games, 1998-2001)
- 1,159 Ken Turner (73 games, 1967-69)
- 1,137 Jack Marshall (105 games, 1946-50)
- 1,130 Joe Ayers (112 games, 1984-87)
- 1,105 Fred Cox (76 games, 1972-74)
- 1,095 Terrance Henry (132 games, 2009-12)
- 1,072 Coolidge Ball (76 games, 1972-74)
- 1,066 Jason Harrison (132 games, 1999-2002)
- 1,046 Ron Coleman (71 games, 1968-70)
- 1,040 Denver Brackeen (42 games, 1954-55)
- 1,036 Todd Abernethy (122 games, 2004-07)

3-POINT FIELD GOALS MADE

- 334 Chris Warren (115 games, 2008-11)
- 278 Aaron Harper (123 games, 2001-04)
- 267 Marshall Henderson (66 games, 2013-14)
- 249 Keith Carter (117 games, 1996-99)
- 214 Joe Harvell (114 games, 1990-93)
- 181 Stefan Moody (65 games, 2015-16)
- 163 Jason Harrison (132 games, 1999-2002)
- 158 Todd Abernethy (122 games, 2004-07)
- 152 David Huertas (65 games, 2008-09)
- 136 Zach Graham (135 games, 2008-11)
- **134 Terence Davis (101 games, 2016-Pres.)**
- **103 Breoin Tyree (79 games, 2017-Pres.)**

3-POINT FIELD GOALS ATTEMPTED

- 900 Chris Warren (115 games, 2008-11)
- 771 Marshall Henderson (66 games, 2013-14)
- 720 Aaron Harper (123 games, 2001-04)
- 686 Keith Carter (117 games, 1996-99)
- 528 Joe Harvell (114 games, 1990-93)
- 494 Stefan Moody (65 games, 2015-16)
- 454 Jason Harrison (132 games, 1999-2002)
- 425 David Huertas (65 games, 2008-09)
- 414 Todd Abernethy (122 games, 2004-07)
- 10,399 Terence Davis (101 games, 2016-Pres.)**
- 398 Jozon Darby (81 games, 1996-98)

51.7 percent (31 of 60) from the field, boasting a field goal percentage above 50 percent for the seventh straight game. The Rebels also knocked down a season-high 12 3-pointers (12 of 25) in their largest margin of victory (30) since the 2016-17 campaign (92-58 win over South Alabama on Dec. 22, 2016).

REBELS ROLL BLUE RAIDERS FOR SIXTH STRAIGHT VICTORY

In his first meeting against his former team, head coach **Kermit Davis** led Ole Miss to a 74-56 victory over Middle Tennessee at Bridgestone Arena (Dec. 21). Behind **Breoin Tyree's** big night, as well as double figure performances from post players **Dominik Olejniczak** and **Bruce Stevens**, the Rebels won their sixth straight game. Tyree finished with a game-high 24 points on 10 of 13 shooting, including a career-high tying four made three-pointers. Olejniczak scored a season-high 10 points after getting the start, while Stevens added 12 points of his own with a pair of threes. The Ole Miss defense held Middle Tennessee to just 33.9 percent shooting as the Rebel offense stayed hot as of late, shooting over 50 percent for the sixth straight game.

REBELS USE 28-0 RUN TO DOWN MOCS

An incredible 28-0 run early in the second half flipped the game in favor of Ole Miss, as the Rebels rallied for a 90-70 victory over Chattanooga at The Pavilion (Dec. 16). Trailing by six with less than 17 minutes to go, the Rebels held the Mocs scoreless for nearly seven minutes en route to scoring 28 straight points and earning their fifth consecutive victory. Ole Miss also shot over 50 percent for the fifth game in-a-row, setting a new Pavilion record with a 61.5 percent (32 of 52) clip. **Terence Davis** and **Breoin Tyree** scored 40 of the team's 90 points with 20 apiece. Davis also added team highs in assists (7) and rebounds (5), while Tyree sparked the big run with 18 of his 20 points coming in the second half. The junior guard was limited to eight minutes in the first half due to foul trouble, but he brought a spark coming out of the locker room. **Bruce Stevens** recorded 15 points off the bench on 6 of 7 shooting. Junior center **Dominik Olejniczak** scored seven points, while proving to be a big threat on the defensive end of the floor with team highs in steals (3) and blocks (2).

WHAT A RUN!

Trailing 45-39 against Chattanooga (Dec. 16) with 16:52 to go in the game, the Rebels went on a 28-0 run over 6:38 to take a 22-point lead. The 28 consecutive points serve as the second-largest run in college basketball this season. Auburn holds the top spot, leading Mississippi College 68-45 before going on a 35-0 run to make it a 58-point game (Nov. 14). Following Ole Miss, Northwestern is third thanks to a 25-0 second half run in a comeback victory over DePaul (Dec. 8).

HOOPS IN THE STATE CAPITAL

Playing in the state capital for the first time in 11 years Wednesday night, Ole Miss made sure it was a victorious return to Mississippi Coliseum with a 69-47 win over Southeastern Louisiana. The Rebels won their fourth straight game behind their best defensive performance in four seasons. Limiting the Lions to 47 points, Ole Miss allowed its fewest number of points since the 2014-15 campaign (Jan. 31, 2015 vs. Missouri). On the offensive side of the floor, the Rebels shot over 50 percent for the fourth consecutive contest. Behind 7 of 10 shooting from sophomore **Devontae Shuler**, Ole Miss converted 28 of 53 (52.8 percent) from the field. Shuler scored a team-high 19 points in the wire-to-wire victory with 14 of them coming in the first half. **Terence Davis** added 15 points, while **Blake Hinson** and **Dominik Olejniczak** contributed nine points apiece.

REBELS RACE PAST REDBIRDS ON ROAD

Behind a combined 42 points from **Breoin Tyree** and **Terence Davis**, Ole Miss took its winning ways to the road and emerged with an 81-74 victory over Illinois State Saturday

SEC STANDINGS

	Jan. 8				
	SEC	GB	Overall	Pct.	Streak
Ole Miss	1-0	--	11-2	.846	W8
Tennessee	1-0	--	12-1	.923	W8
Alabama	1-0	--	10-3	.769	W5
Arkansas	1-0	--	10-3	.769	W3
South Carolina	1-0	--	6-7	.462	W2
Mississippi St.	0-0	0.5	12-1	.923	W9
Auburn	0-0	0.5	11-2	.846	W2
LSU	0-0	0.5	10-3	.769	W3
Missouri	0-0	0.5	9-3	.750	W6
Kentucky	0-1	1.0	10-3	.769	L1
Vanderbilt	0-1	1.0	9-4	.692	L1
Georgia	0-1	1.0	8-5	.615	L1
Florida	0-1	1.0	8-5	.615	L1
Texas A&M	0-1	1.0	6-6	.500	L2

ASSOCIATED PRESS POLL

	Jan. 7			
Rank	Team	Record	Points	
1	Duke (37)	12-1	1535	
2	Michigan (9)	15-0	1499	
3	Tennessee (13)	12-1	1481	
4	Virginia (5)	13-0	1471	
5	Gonzaga	14-2	1319	
6	Michigan State	13-2	1291	
7	Kansas	12-2	1159	
8	Texas Tech	13-1	1109	
9	Virginia Tech	13-1	1093	
10	Nevada	14-1	920	
11	Auburn	11-2	919	
12	North Carolina	11-3	889	
13	Florida State	12-2	879	
14	Mississippi State	12-1	683	
15	North Carolina State	13-1	674	
16	Ohio State	12-2	620	
17	Houston	15-0	565	
18	Kentucky	10-3	520	
19	Buffalo	13-1	434	
20	Iowa State	12-2	344	
21	Marquette	12-3	340	
22	Indiana	12-3	245	
23	Oklahoma	12-2	243	
24	St. John's	14-1	221	
25	TCU	12-1	99	

Receiving Votes: Villanova 56, Wisconsin 45, Iowa 40, Minnesota 23, Purdue 20, Nebraska 15, Maryland 14, Seton Hall 14, Alabama 7, UCF 6, Louisville 3, Texas 2, Arizona St 1, Florida 1, North Texas 1.

USA TODAY COACHES POLL

	Jan. 7			
Rank	Team	Record	Points	
1	Virginia (11)	13-0	741	
2	Duke (8)	12-1	735	
3	Tennessee (6)	12-1	721	
4	Michigan (6)	15-0	714	
5	Michigan State	13-2	621	
6	Gonzaga	14-2	618	
7	Virginia Tech	13-1	559	
8	Texas Tech	13-1	527	
9	Kansas	12-2	517	
10	Auburn	11-2	453	
11	Nevada	14-1	428	
12	North Carolina	11-3	405	
13	Florida State	12-2	393	
14	Mississippi State	12-1	363	
15	Houston	15-0	337	
16	North Carolina State	13-1	325	
17	Ohio State	12-2	295	
18	Kentucky	10-3	225	
19	Marquette	12-3	190	
20	Buffalo	13-1	157	
21	Iowa State	12-2	145	
22	Oklahoma	12-2	128	
23	St. John's	14-1	96	
24	Indiana	12-3	94	
25	Iowa	12-3	68	

Receiving Votes: Wisconsin 49; Villanova 45; TCU 44; Nebraska 20; UCF 14; Arizona State 13; Seton Hall 11; North Texas 9; Minnesota 7; Furman 5; Texas 2; Kansas State 1.

night (Dec. 8). Tyree had a team-high 22 points, including 17 in the second half, for his third straight 20-point game. Davis added 20 points of his own, his third game of the season with 20 points or more. **Dominik Olejniczak** scored a season-high nine points on 4 of 6 shooting to go along with a team-high seven rebounds. Ole Miss shot 93.3 percent from the charity stripe, including a perfect 14 of 14 in the second half that allowed the Rebels to keep the lead for over 30 minutes of game time. The Rebels didn't let the crowd at Redbird Arena phase their hot shooting as of late, shooting over 50 percent for the third straight game.

HINSON'S HIGHLIGHT REEL

Freshman **Blake Hinson** set a new personal best with 15 points in a win over San Diego. Going 4 of 7 from the field, the freshman helped Ole Miss post a new Pavilion record for shooting percentage (.611) and the best field goal percentage in seven years. He also added a career-high two steals. Hinson followed that game up with an even better performance against ULM (Dec. 1). The Deltona, Florida, native tallied new career highs in points (17), field goals (6), 3-pointers (4) and assists (4). His shooting improved from earlier in the week, going 6 of 8 from the field and 4 of 5 from beyond the arc. He scored 14 of his 17 points in the first half to help the Rebels get out to a comfortable lead.

OLE MISS CRUISES PAST ULM

Ball distribution proved to be a major key to Ole Miss' 83-60 victory over ULM (Dec. 1). The Rebels produced 25 assists on 33 made baskets en route to a wire-to-wire win at The Pavilion. The constant ball movement allowed the Rebels to shoot 52.4 percent (33 of 63) from the floor. Ole Miss used its size to control the boards and the paint throughout the contest. The Rebels outrebounded the Warhawks 41-24, a season high in rebounding margin, and held a 36-18 advantage on points in the paint. For the third time in the last four games, **Breein Tyree** reached the 20-point plateau and led the Rebels in points. Behind Tyree's 20 points, freshmen **Blake Hinson** finished off a strong week by setting new career highs in points (17) and threes (4). **Terence Davis** added 15 points, 13 of them coming in the second half, and a team-high eight rebounds.

SHARING AND SCORING

Ole Miss shared the rock in the 23-point victory over ULM. The Rebels tallied a season-high 25 assists on 33 made field goals, the most in a game since last season versus Texas A&M-Corpus Christi (Dec. 19, 2017). Ten Rebels appearing in the game recorded at least one assist led by point guard **Devontae Shuler**, who matched his career high with a team-best six assists.

REBELS BREAK PAVILION RECORD TO TOP TOREROS

A balanced offense led to a record-breaking night and a win for the Ole Miss men's basketball team Wednesday. Shooting 61.1 percent (33 of 54) from the field, the best by any team in the short history of The Pavilion, the Rebels had five play-

GAME LEADERS

LED TEAM IN PTS:	LED TEAM IN BLOCKS:
Tyree.....7	Olejniczak7
T. Davis.....5	T. Davis5
Shuler.....2	Buffen.....5
	Hinson3
LED TEAM IN REBS:	LED TEAM IN ASSISTS:
Buffen.....5	T. Davis.....6
T. Davis.....4	Tyree.....5
Stevens.....3	Shuler.....5
Shuler.....3	Buffen.....1
Olejniczak.....1	
Tyree.....1	LED TEAM IN STEALS:
	Shuler.....7
	Tyree.....4
	T. Davis.....3
	Olejniczak.....2
	Buffen.....1
	D.C. Davis.....1
	Hinson.....1
	Rodriguez.....1
	Stevens.....1
	DOUBLE-FIGURE REBS:

	DOUBLE-DOUBLES:

	DOUBLE-FIGURE PTS:
	Tyree.....12
	T. Davis10
	Stevens.....6
	Shuler.....6
	Hinson4
	Buffen.....1
	D.C. Davis1
	Olejniczak1
	20-POINT GAMES:
	Tyree.....7
	T. Davis5
	Shuler.....1
	30-POINT GAMES:
	T. Davis1
	Tyree.....1

HONORS

- Terence Davis:**
Preseason All-SEC 2nd Team (Coaches)
- Devontae Shuler:**
Emerald Coast Classic All-Tournament Team
- Breein Tyree:**
Chair of the SEC Men's Basketball Leadership Council

Emerald Coast Classic All-Tournament Team

SEC Player of the Week - Dec. 2 (College Sports Madness)

SEC Player of the Week - Jan. 7 (Conference Office)

GAME-BY-GAME STARTING LINEUPS

Opponent	Result	G	G	G	F	C
Western Michigan	W, 90-64	Shuler	Tyree	T. Davis	Hinson	Olejniczak
Butler	L, 76-83	Shuler	Tyree	T. Davis	Hinson	Olejniczak
Nicholls	W, 75-55	Shuler	Tyree	T. Davis	Hinson	Stevens (F)
Baylor	W, 78-70	Shuler	Tyree	T. Davis	Hinson	Stevens (F)
Cincinnati	L, 57-71	Shuler	Tyree	T. Davis	Hinson	Stevens (F)
San Diego	W, 93-86	Shuler	Tyree	T. Davis	Hinson	Stevens (F)
ULM	W, 83-60	Shuler	Tyree	T. Davis	Hinson	Olejniczak
Illinois State	W, 81-74	Shuler	Tyree	T. Davis	Hinson	Stevens (F)
Southeastern Louisiana	W, 69-47	Shuler	Tyree	T. Davis	Hinson	Stevens (F)
Chattanooga	W, 90-70	Shuler	Tyree	T. Davis	Hinson	Olejniczak
Middle Tennessee	W, 74-56	Shuler	Tyree	T. Davis	Hinson	Olejniczak
FGCU	W, 87-57	Shuler	Tyree	T. Davis	Hinson	Olejniczak
Vanderbilt	W, 81-71	Shuler	Tyree	T. Davis	Hinson	Olejniczak

ers score double digits in a 93-86 victory over a solid San Diego squad. **Breoin Tyree** continued his strong play as of late, tallying a team-high 22 points on 6 of 7 shooting and a perfect 8 for 8 at the charity stripe. **Terence Davis** was back to his normal self by adding 20 points to go along with a career-high nine assists. Freshmen **KJ Buffen** and **Blake Hinson** had their biggest games as young Rebels, both recording career highs of 15 points apiece. Coming off a career-high game of his own in the Emerald Coast Classic, sophomore guard **Devontae Shuler** had 13 points. Along with balanced scoring, the Rebels found success at the free throw line by shooting 87.0 percent (20 of 23).

TYREE AND SHULER EARN ALL-TOURNAMENT ACCOLADES

Producing career-high games at the beach this past weekend, Ole Miss guards **Breoin Tyree** and **Devontae Shuler** earned spots on the Emerald Coast Classic All-Tournament Team. Tyree led the Rebels in scoring over the two games, averaging 21.0 ppg. His big night against Baylor, tallying a career-high 28 points, helped the Rebels beat the Bears to advance to the championship game. He followed that up with a 14-point night versus Cincinnati, scoring 12 of the team's 24 second half points. Despite not having a big scoring night, Shuler played a career-high 38 minutes and picked up a pair of steals versus Baylor before breaking out in the championship game. The sophomore eclipsed the 20-point barrier for the first time in his career, scoring 24 points and pulling down a team-high six rebounds.

OLE MISS BEATS BAYLOR BEHIND TYREE'S BIG NIGHT

A last-minute jersey issue forced **Breoin Tyree** to switch from number 21 to number 4. The junior guard may want to keep wearing 21 as he scored a career-high 28 points to lead the Ole Miss men's basketball team to a 78-70 win over Baylor in the Emerald Coast Classic. Tyree scored 17 of his 28 points in the second half, including the final nine to put the game away for the Rebels. The Somerset, New Jersey, native finished 6 of 11 from the floor while knocking down 13 of 17 from the free throw line. **Bruce Stevens** recorded season highs in points (17), rebounds (8) and minutes (33). **Blake Hinson** and **KJ Buffen** added nine points apiece to tally career highs. As a team, the Rebels forced 18 Baylor turnovers and limited the Bears to just 2 of 18 (11.1 percent) shooting from beyond the arc. Ole Miss held a 23-9 advantage in points off turnovers, while also converting 13 second chance points to Baylor's four.

BALANCED SCORING AND DEFENSE LEAD TO WIN OVER NICHOLLS

In the final game before heading to the beach for Thanksgiving, Ole Miss used pressure defense and balanced scoring for a wire-to-wire 75-55 victory over Nicholls (Nov. 20) at The Pavilion. Ole Miss held the Colonels to just 55 points and 33.8 percent shooting (22 of 65) from the field, its best defensive output in 60 games dating back to the 2016-17 season. Six Rebels tallied at least eight points led by **Terence Davis**. The senior guard tallied 14 points to go along with eight rebounds and a career-high four blocks. Davis guarded Jeremiah Jefferson, the leading scorer in the Southland Conference (19.8 ppg), throughout most of the night, keeping him to seven points on 3 of 13 shooting (1 of 7 from three-point land). Fellow senior **Bruce Stevens** added 13 points, while **Breoin Tyree** reached double figures for the ninth straight game with 10 points. Tyree matched sophomore guard **Devontae Shuler** with a team-high six assists. Shuler stuffed the stat book by recording nine points, seven rebounds, six assists and three steals. **Blake Hinson** scored a career-high eight points, and senior **D.C. Davis** tallied eight off the bench as well.

TD FOR 3-0

Scoring a game-high 30 points Friday night, senior **Terence Davis** recorded the fourth 30-point game of his career. He also knocked down six 3-pointers for the third time as a Rebel (career best). Davis' 30-point performances are below.

Date	Opponent	Points	FG	3FG	FT	Result
Nov. 16, 2018	at Butler	30	10-16	6-9	4-5	L, 76-83
Jan. 20, 2018	at Arkansas	30	10-15	5-8	5-6	L, 93-97
March 18, 2017	at Syracuse (NIT)	30	11-14	6-7	2-4	W, 85-80
Feb. 14, 2017	LSU	33	13-21	3-7	4-4	W, 96-76

DEFENSE AND DAVIS TRIO LEAD REBELS TO SEASON-OPENING WIN

Converting 24 turnovers into 39 points, a scrappy defense lifted Ole Miss to a 90-64 victory over Western Michigan in the 2018-19 season opener at The Pavilion (Nov. 10). Four Rebels recorded double figures, including a combined 29 from seniors **D.C. Davis** and **Terence Davis**, as Ole Miss won its first game under new head coach **Kermit Davis**. Western Michigan turned the ball over in eight of its first nine possessions, and the Rebels took advantage to jump out to a 20-4 lead that they would never surrender. **Terence Davis** led all scorers with 17 points, all coming in a first half in which the senior guard was 7 of 9 from the floor. **Breoin Tyree** followed with 14 points, while **Devontae Shuler** tallied 11 of his 13 points over the final 20 minutes. Off the bench, **D.C. Davis** provided a spark with 12 points on a perfect shooting display.

STEALING THE SHOW

While the Rebels put up 90 points in the season opener, the story of the game was the team's tenacious defense. Ole Miss registered 15 steals throughout the contest, the most in a game in six seasons. The last time the Rebels recorded at least 15 steals in the game, they tallied 20 in a win over Lipscomb (Nov. 23, 2012). The 15 steals in Saturday's win also set a new record in the three-year history of The Pavilion.

NEW SEASON, NEW D.C.

Last season, his first as a Rebel, **D.C. Davis** appeared in five games and scored a total of five points. In 61 seconds against Western Michigan, he surpassed his total from the 2017-18 campaign. With the help of two steals, Davis used a pair of threes and a transition layup to score eight points in just over a minute. His performance led to a career-high 12 points. The Purvis, Mississippi, native went 4 of 4 from the field, 2 of 2 from beyond the arc and also made both of his free throw attempts. On the defensive side of the ball, he tied a team high with three steals.

FRESHMAN STARTER

Earning a start versus Western Michigan, **Blake Hinson** became the first Rebel freshman to start a season opener in 10 years. Terrance Henry, a seven-year pro in Europe, scored 1,095 points over his Ole Miss career and was the last Rebel to start a season opener as a freshman (2008-09 season).

OLE MISS HOOPS LANDS TOP 25 RECRUITING CLASS ON SIGNING DAY

Ole Miss head coach **Kermit Davis** announced the addition of four standouts on National Signing Day. **Antavion "Dude" Collum**, **Rodney Howard**, **Sammy Hunter** and **Bryce Williams** all signed their National Letters of Intent on Nov. 14 and will join the Rebels for the 2019-20 season. After being named the 22nd head coach in Ole Miss Basketball history last March, Davis and his staff quickly completed a recruiting class by signing five players within the first two months on the job. This 2019 class, Davis' first full class at Ole Miss, is one of the best in school history coming in at No. 25 in Rivals' national rankings. Collum is a Rivals150 recruit, ranked No. 139 nationally. Howard, the No. 10 player out of the state of Georgia according to 247Sports, adds size to the team with his 6-foot-10 frame. As a senior in his third year in Canada, Hunter is averaging a whopping 30.8 ppg to go along with 7.2 rpg, 1.2 bpg, 1.2 spg and 0.5 apg. Williams, a 4-star junior college guard out of Tampa, Florida, is averaging 18.5 ppg and helped the Falcons win their first four games.

TERENCE DAVIS NAMED PRESEASON ALL-SEC

Ole Miss senior guard **Terence Davis** was named Preseason Second Team All-SEC when the conference office unveiled the coaches' selections on the opening day of the 2018-19 college basketball season. Davis finds himself on the Preseason All-SEC list for the second consecutive year. Entering his final season as a Rebel, Davis ranks 39th in Ole Miss history with 1,028 career points. The Southaven, Mississippi, native has played in 89 games since arriving on campus, making 52 appearances in the starting lineup. In 13 of those games, Davis eclipsed the 20-point plateau, including a career-high 33 points versus LSU as a sophomore. He burst onto the scene as a sophomore (2015-16) by averaging 14.5 points per game, a significant increase from his 1.8 output as a freshman and the largest scoring increase by any player in the SEC. Last year, Davis led Ole Miss in scoring (13.8 ppg) and rebounding (6.2 rpg). He ranked 20th in the conference in scoring and cracked the SEC top 10 in defensive rebounding by pulling down 4.7 defensive boards per game. Also on the defensive side of the floor, Davis paced the Rebels with 28 blocks and ranked third in steals (29).

MEETING THE STAFF

Building his staff, **Kermit Davis** brought two coaches with him from Middle Tennessee in assistants **Win Case** and **Ronnie Hamilton**, while also adding assistant coach **Levi Watkins**.

- Case spent the last 10 seasons on Davis' staff at Middle Tennessee, helping the Blue Raiders capture seven conference titles and make three NCAA Tournament appearances. Middle Tennessee won 232 games during Case's decade in Murfreesboro, including six seasons with at least 24 victories. Before joining up with Davis, he made head coaching stops at Redlands College and Eastern Oklahoma State College. Case was head coach at Oklahoma City University for 13 years, posting a 343-127 record and winning the NAIA National Championship in 1994 and again in 1996.

- Hamilton was at Middle Tennessee for four seasons, assisting the program in one of the best runs in school history. He helped produce a stretch in which the Blue Raiders earned three straight Conference USA championships. Before arriving at Middle Tennessee, Hamilton was familiar with Conference USA due to stints at Houston and Tulane. The Oxford, North Carolina, native was a four-year letterman for the Duke football team as a defensive back before deciding to put on his coaching shoes and switch sports.

- Before coming to Ole Miss, Watkins was an assistant coach at Arizona State for three seasons. Last season, the Sun Devils were ranked as high as No. 3 in the AP poll (highest in school history) and were the last undefeated team in Division I men's basketball. Prior to Arizona State, Watkins spent two seasons as an assistant coach at Buffalo, where the Bulls went 42-20 and advanced to the NCAA Tournament for the first time in school history. As a player at NC State from 2002-05, he helped lead the Wolfpack to four consecutive NCAA Tournaments.

OLE CANADA

The new era of Ole Miss Basketball began outside of the United States, as the Rebels traveled to Canada for their foreign tour. The NCAA allows basketball teams to take an international trip every four years. Although the preseason games do not count towards the 2018-19 NCAA campaign, the week provided an early opportunity for a team mixed with veterans and newcomers to take the floor against some quality opposition. Ole Miss hit the hardwood against four Canadian teams, Aug. 5-9, competing in games for the first time under head coach **Kermit Davis**. With two games apiece in Montreal and Ottawa, the Rebels went 3-1 north of the border. Senior guard **Terence Davis** led Ole Miss throughout the trip, pacing the team in scoring (21.0 ppg), rebounding (8.3 rpg), assists (2.5 apg) and steals (2.3 spg).

- **Game 1 (Montreal): Ole Miss 102, McGill 61** - Ole Miss held the Redmen to a 28.6 percent (18 of 63) clip from the floor, while shooting 58 percent (40 of 69) on the other side of the court. Davis scored a team-high 20 points, including the Rebels' first nine of the game.

- **Game 2 (Montreal): Ole Miss 84, Concordia 77** - Thanks, in large part, to the 1-3-1 zone, the Ole Miss defense forced 23 Concordia turnovers throughout the night to combat 15 three-pointers made by the Stingers. **Breein Tyree** led all scorers with 23 points, including 16 in the second half.

- **Game 3 (Ottawa): Carleton 81, Ole Miss 63** - Ole Miss faced its toughest test of the 2018 Canada Tour, a Carleton team that has won 13 of the past 16 Canadian national championships. Davis led the way with a game-high 23 points, seven rebounds and three blocks.

- **Game 4 (Ottawa): Ole Miss 85, Ottawa 74** - Ole Miss rallied from 27 points down, outscoring the Gee-Gees 71-36 over the final three quarters. Davis could not be stopped throughout the night as he posted an impressive double-double (23 points, 16 rebounds).

SCORING RETURNS

Ole Miss returns three of its top four scorers from a season ago in **Terence Davis** (13.8 ppg), **Bruce Stevens** (10.8 ppg) and **Breein Tyree** (10.8 ppg). The last time the Rebels had three returners that averaged double figures the season prior was the when Murphy Holloway (11.2 ppg), Jarvis Summers (10.4 ppg) and Nick Williams (10.1 ppg) returned for the 2012-13 campaign. That season resulted in a 27-9 record, the SEC Tournament title and advancement to the third round of the NCAA Tournament. If history repeats itself, Ole Miss will have one of the nation's biggest turnarounds and be dancing come March.

OLEJNICZAK COMPETES FOR HIS COUNTRY

After spending a week working out back in his native country of Poland this summer, junior center **Dominik Olejniczak** earned a spot on the country's national team to complete the first round of FIBA World Cup European Qualifiers. Olejniczak joined Rebel Basketball alums Tomasz Gielo and Sebastian Saiz in representing their countries in qualifying games across Europe.

NEW REBS

Six freshmen and two junior college transfers make up the 2018-19 newcomers: **KJ Buffen**, **Carlos Curry**, **Brian Halums**, **Blake Hinson**, **John McBride**, **Franco Miller Jr.**, **Zach Naylor** and **Luis Rodriguez**. All six freshmen joined the team following the hire of new head coach **Kermit Davis**. All eight newcomers saw action during the Rebels' preseason trip to Canada. Hinson, a four-star wing from Deltona, Florida, led all newcomers in scoring at 9.0 ppg.

GRADUATED REBELS

Ole Miss must replace two starters, including four-year letterman Marcanvis Hymon. The forward ended his Ole Miss career ranked 10th in school history with 97 blocks. The Rebels also lost graduate transfer Markel Crawford, who led the team in minutes and steals. Deandre Burnett, one of the top two scorers in each of the last two seasons, also graduated. Burnett led Ole Miss in assists a season ago.

DAVIS FOLLOWS KENNEDY

When **Kermit Davis** arrived in Oxford as the Rebels' new head coach, he emphasized the importance of building off the foundation left by longtime Ole Miss coach **Andy Kennedy**. With 403 wins at the Division I level, Davis recognizes his friend's impact at Ole Miss as the winningest coach in school history. In his 12 seasons guiding Ole Miss Hoops (2007-18), Kennedy held a 245-156 record with 11 postseason wins, eight postseason berths, nine 20-win seasons, two NCAA Tournament appearances, two NIT Final Fours, two SEC West titles and an SEC Tournament Championship. Averaging more than 20 wins per season and a two-time SEC Coach of the Year, Kennedy ranks 18th in conference history with 245 victories.

QUALITY WINS

Last season, Ole Miss earned six victories over RPI top 100 teams, including three over opponents ranked in the top 50 (Alabama-41, Florida-43, Missouri-49). Moreover, five of the six top 100 victories were actually in the top 75. Comparing to the 2016-17 run to the NIT Quarterfinals, Ole Miss had only three top 100 wins. The Rebels went through the gauntlet last season, ranking 23rd nationally in strength of schedule.

GREEN LIGHT GUARDS

Ole Miss has proven to develop guards over the past 12 seasons as 12 guards have earned All-SEC accolades to rank third among conference teams during that period. The depth at guard showed in terms of scoring. Ole Miss guards accounted for 70.1 percent of the Rebels' points. Five of the top six scorers on the team were guards led by Terence Davis (13.8 ppg), Deandre Burnett (13.5 ppg), Breein Tyree (10.8 ppg) and Markel Crawford (9.2 ppg). Devontae Shuler added 6.0 ppg (sixth on team).



All three seniors hail from Magnolia State as well as head coach Kermit Davis.

THE PAVILION RECORD BOOK

INDIVIDUAL (OLE MISS)

Points:	43	Stefan Moody vs. Mississippi St. (3-3-16)
FG att:	25	Stefan Moody vs. Vanderbilt (2-6-16)
FG made:	13	Terence Davis vs. LSU (2-14-17)
3-pt att:	15	Stefan Moody vs. Vanderbilt (2-6-16)
3-pt made:	6	3x, MR: Terence Davis vs. Bradley (12-22-17)
FT att:	18	2x, MR: Stefan Moody vs. Mississippi St. (3-3-16)
FT made:	15	2x, MR: Stefan Moody vs. Mississippi St. (3-3-16)
Rebounds:	19	Sebastian Saiz vs. UMass (11-14-16)
Assists:	9	2x, MR: Terence Davis vs. San Diego (11-28-18)
Blocks:	6	Sebastian Saiz vs. Bradley (12-19-16)
Steals:	7	Rasheed Brooks vs. LSU (2-14-17)

TEAM (OLE MISS)

Points:	97	2x, MR: vs. Illinois State (12-16-17)
Few points:	47	vs. Georgia (1-11-17)
FG att:	73	2x, MR: vs. Illinois State (12-16-17)
FG made:	36	vs. South Dakota State (11-28-17)
FG pct:	61.5	vs. Chattanooga (12-16-18)
3-pt att:	33	2x, MR: vs. Montana (11-24-16)
3-pt made:	14	vs. Texas A&M-Corpus Christi (12-19-17)
3-pt pct:	56.3	vs. Chattanooga (12-16-18)
FT att:	46	vs. UMass (11-14-16)
FT made:	33	vs. UMass (11-14-16)
FT pct:	95.7	vs. No. 5 Baylor (1-28-17)
Rebounds:	50	2x, MR: Tennessee (1-17-17)
Assists:	25	2x, MR: ULM (12-1-18)
Blocks:	13	vs. Bradley (12-19-16)
Steals:	15	vs. Western Michigan (11-10-18)

INDIVIDUAL (OPPONENT)

Points:	34	Malik Monk, No. 8 Kentucky (12-29-16)
FG att:	22	D'Marcus Simonds, Georgia State (11-17-17)
FG made:	12	Malik Monk, No. 8 Kentucky (12-29-16)
3-pt att:	15	Mike Daum, South Dakota State (11-28-17)
3-pt made:	7	2x, MR: Malik Monk, No. 8 Kentucky (12-29-16)
FT att:	18	Keith Stone, Florida (1-13-18)
FT made:	13	Keith Stone, Florida (1-13-18)
Rebounds:	13	3x, MR: Jontay Porter, Missouri (2-6-18)
Assists:	11	Isaiah Briscoe, No. 8 Kentucky (12-29-16)
Blocks:	8	Clevon Brown, Vanderbilt (3-3-18)
Steals:	5	J.J. Frazier, Georgia (1-9-16)

TEAM (OPPONENT)

Points:	101	Illinois State (12-16-17)
Few points:	49	Bradley (12-19-16)
FG att:	74	2x, MR: South Dakota State (11-28-17)
FG made:	37	No. 8 Kentucky (12-29-16)
FG pct:	52.7	Vanderbilt (3-3-18)
3-pt att:	41	South Dakota State (11-28-17)
3-pt made:	18	South Dakota State (11-28-17)
3-pt pct:	56.3	Middle Tennessee (11-30-16)
FT att:	36	UMass (11-14-16)
FT made:	26	Illinois State (12-16-17)
FT pct:	88.0	Georgia (1-11-17)
Rebounds:	49	2x, MR: Illinois State (12-16-17)
Assists:	24	No. 8 Kentucky (12-29-16)
Blocks:	8	2x, MR: Vanderbilt (3-3-18)
Steals:	12	Mississippi State (3-3-16)

THE PAVILION AT OLE MISS FAQs

What is the official name of The Pavilion?

The official name is The Pavilion at Ole Miss.

Does The Pavilion have a nickname like the Tad Pad?

No, the name of the facility is The Pavilion at Ole Miss, or simply The Pavilion.

When did The Pavilion at Ole Miss open?

January 7, 2016

What was the total cost?

\$96.5 million

Where is media parking?

Media parking for games in The Pavilion will be located in the garage or at the Ole Miss Track Complex. Media members should request parking in advance.

Where is the media entrance?

The media will-call table is located in the southwest corner of The Pavilion. From outside, it is the lower entrance off Hill Drive that is closest to the parking garage. For those parking inside the garage, media will-call is located on Level 1 of the parking garage (P1 on elevators). The media entrance will open two hours prior to tip off.

Where is the media workroom?

In The Pavilion, the workroom is located in the southwest corner of the floor level through the visiting team tunnel.

Where is the media seating?

Media seating is located in the at the top of section 101 in the southwest corner of The Pavilion.

How do I obtain media credentials for games at the Pavilion?

Media credentials may be requested through the Athletics Communications Office for game credentials. Requests for credentials should be emailed to Adam Kuffner (kuffner@olemiss.edu) and will be limited to working members of the media.

Where are the scouting seats located?

Scouting seats are available in the media seating area at the top of section 101. Additional seating may be purchased by contacting Adam Kuffner in the Athletics Communications office.

What is the postgame interview policy?

Both team locker rooms are CLOSED to the media following the game. Ole Miss head coach Kermit Davis will address the media approximately 10 minutes after the game. Selected players will be brought into the media room following the head coaches. Visiting coach and player interviews will be coordinated through the visiting team's communications contact.

THE PAVILION QUICK FACTS

Arena Name	The Pavilion at Ole Miss
Ground Breaking	July 31, 2014
Opening Date	Jan. 7, 2016
Capacity	9,500
Record Crowd	9,500
All-Time Record	36-16
Current Winning Streak	W6
Longest Winning Streak	W8

THE PAVILION FIRSTS

First Game	vs. Alabama (1/7/15)
First Win	vs. Alabama (1/7/15)
First Overtime Game	vs. USC (1/19/16)
First Point	Tomasz Gielo (3FG, 19:11/1H)
First FG	Tomasz Gielo (3FG, 19:11/1H)
First 3-Pointer	Tomasz Gielo (19:11/1H)
First Dunk	Jimmie Taylor, Alabama (11:0/1H)
First Dunk (OM)	Sebastian Saiz (17:09/2H)

GAME-BY-GAME STATS

OPPONENT	1H-2H-F	FG-FGA	PCT	3P-3PA	PCT	FT-FTA	PCT	OF-DF-TotRb	A	TO	BLK	STL
Western Michigan	22-42-64	20-49	40.8	7-19	36.8	17-21	81.0	10-18-28	15	24	0	4
OLE MISS	43-47-90	33-61	54.1	10-22	45.5	14-18	77.8	10-21-31	14	12	5	15
OLE MISS	36-40-76	26-56	46.4	11-26	42.3	13-21	61.9	10-21-31	14	15	3	4
Butler	41-42-83	25-54	46.3	10-23	43.5	23-27	85.2	9-19-28	12	10	3	4
Nicholls	22-33-55	22-65	33.8	7-24	29.2	4-6	66.7	8-21-29	11	14	3	9
OLE MISS	37-38-75	26-54	48.1	6-17	35.3	17-23	73.9	9-36-45	21	16	6	4
Baylor	39-31-70	25-54	46.3	2-18	11.1	18-22	81.8	8-23-31	11	18	3	7
OLE MISS	43-35-78	22-56	39.3	5-20	25.0	29-36	80.6	11-24-35	14	13	4	8
Cincinnati	37-34-71	20-50	40.0	6-14	42.9	25-35	71.4	11-22-33	9	7	6	4
OLE MISS	33-24-57	19-51	37.3	3-21	14.3	16-17	94.1	8-19-27	3	11	6	3
San Diego	37-49-86	31-64	48.4	9-23	39.1	15-18	83.3	9-17-26	21	13	0	6
OLE MISS	39-54-93	33-54	61.1	7-16	43.8	20-23	87.0	7-26-33	20	14	4	7
ULM	31-29-60	20-52	38.5	7-21	33.3	13-19	68.4	6-18-24	14	11	0	4
OLE MISS	44-39-83	33-63	52.4	11-29	37.9	6-8	75.0	13-28-41	25	11	3	7
OLE MISS	41-40-81	30-57	52.6	7-19	36.8	14-15	93.3	9-30-39	16	16	2	7
Illinois State	36-38-74	26-63	41.3	10-25	40.0	12-19	63.2	12-19-31	15	10	3	7
Southeastern Louisiana	17-30-47	19-51	37.3	2-17	11.8	7-10	70.0	5-18-23	15	13	1	2
OLE MISS	33-36-69	28-53	52.8	6-13	46.2	7-12	58.3	9-30-39	16	10	3	5
Chattanooga	39-33-70	27-58	46.6	11-21	52.4	5-10	50.0	9-19-28	19	22	3	1
OLE MISS	37-53-90	32-52	61.5	9-16	56.3	17-25	68.0	5-24-29	20	14	6	11
OLE MISS	38-36-74	29-58	50.0	8-22	36.4	8-14	57.1	12-30-42	13	17	4	9
Middle Tennessee	26-30-56	19-56	33.9	5-14	35.7	13-19	68.4	10-20-30	7	17	2	8
FGCU	26-31-57	21-52	40.4	6-16	37.5	9-12	75.0	10-18-28	13	19	5	2
OLE MISS	44-43-87	31-60	51.7	12-25	28.0	13-18	72.2	14-23-37	22	11	5	11
OLE MISS	35-46-81	28-57	49.1	6-18	33.3	19-22	86.4	8-28-36	15	12	6	6
Vanderbilt	32-39-71	24-60	40.0	6-20	30.0	17-29	58.6	13-22-35	13	10	5	7

REBEL CAREER HIGHS

#0

BLAKE HINSON**POINTS**

17 vs. ULM (12/1/18)

REBOUNDS

5, 2x, MR: vs. Nicholls (11/20/18)

FIELD GOALS

6 vs. ULM (12/1/18)

FREE THROWS

5 vs. San Diego (11/28/18)

THREE-POINTERS

4 vs. ULM (12/1/18)

ASSISTS

4 vs. ULM (12/1/18)

STEALS

2 vs. San Diego (11/28/18)

BLOCKS

1, 5x, MR: vs. Chattanooga (12/16/18)

#1

ZACH NAYLOR**POINTS**

5 vs. FGCU (12/29/18)

REBOUNDS

3 vs. FGCU (12/29/18)

FIELD GOALS

2 vs. FGCU (12/29/18)

FREE THROWS

2 vs. Chattanooga (12/16/18)

THREE-POINTERS

1 vs. FGCU (12/29/18)

ASSISTS

2 at Vanderbilt (1/5/19)

STEALS

1, 2x, MR: vs. FGCU (12/29/18)

BLOCKS

1 at Vanderbilt (1/5/19)

#2

DEVONTAE SHULER**POINTS**

24 vs. Cincinnati (11/24/18)

REBOUNDS

8, 3x, MR: at Butler (11/16/18)

FIELD GOALS

9 vs. Cincinnati (11/24/18)

FREE THROWS

7 at Vanderbilt (1/5/19)

THREE-POINTERS

4 vs. Louisiana (11/10/17)

ASSISTS

6, 3x, MR: at Vanderbilt (1/5/19)

STEALS

4, 3x, MR: at Illinois St. (12/8/18)

BLOCKS

1, 7x, MR: vs. Middle Tenn. (12/21/18)

#3

TERENCE DAVIS**POINTS**

33 vs. LSU (2/14/17)

REBOUNDS

13 vs. Arkansas (2/13/18)

FIELD GOALS

13 vs. LSU (2/14/17)

FREE THROWS

8 at Vanderbilt (2/4/17)

THREE-POINTERS

6, 3x, MR: at Butler (11/16/18)

ASSISTS

9 vs. San Diego (11/28/18)

STEALS

4 at Missouri (2/20/18)

BLOCKS

4 vs. Nicholls (11/20/18)

#4

BREEIN TYREE**POINTS**

31 at Vanderbilt (1/5/19)

REBOUNDS

8 vs. Va. Tech (12/2/17)

FIELD GOALS

11 at Vanderbilt (1/5/19)

FREE THROWS

13 vs. Baylor (11/23/18)

THREE-POINTERS

4, 4x, MR: vs. Middle Tenn. (12/21/18)

ASSISTS

7 at Kentucky (2/28/18)

STEALS

4 vs. FGCU (12/29/18)

BLOCKS

1, 14x, MR: at Vanderbilt (1/5/19)

#5

BRIAN HALUMS**POINTS**

6 vs. Western Michigan (11/10/18)

REBOUNDS

2 vs. Western Michigan (11/10/18)

FIELD GOALS

2 vs. Western Michigan (11/10/18)

FREE THROWS

2, 2x, MR: vs. Chattanooga (12/16/18)

THREE-POINTERS

ASSISTS

2 vs. ULM (12/1/18)

STEALS

BLOCKS

#10

CARLOS CURRY**POINTS**

REBOUNDS

FIELD GOALS

FREE THROWS

THREE-POINTERS

ASSISTS

STEALS

BLOCKS

#11

FRANCO MILLER JR.**POINTS**

--

REBOUNDS

--

FIELD GOALS

--

FREE THROWS

--

THREE-POINTERS

--

ASSISTS

--

STEALS

--

BLOCKS

--

#12

BRUCE STEVENS**POINTS**

27 vs. Illinois State (12/16/17)

REBOUNDS

13 at Kentucky (2/28/18)

FIELD GOALS

9 at Texas A&M (1/16/18)

FREE THROWS

13 vs. Illinois State (12/16/17)

THREE-POINTERS

3 vs. South Carolina (3/7/18)

ASSISTS

3, 4x, MR: at Arkansas (1/20/18)

STEALS

3 at Missouri (2/20/18)

BLOCKS

2, 4x, MR: vs. Chattanooga (12/16/18)

#13

DOMINIK OLEJNICZAK**POINTS**

16 at Texas (1/27/18)

REBOUNDS

10 at Auburn (1/9/18)

FIELD GOALS

7 at Texas (Jan. 27, 2018)

FREE THROWS

3, 2x, MR: vs. Chattanooga (12/16/18)

THREE-POINTERS

ASSISTS

2, 3x, MR: at Texas (1/27/18)

STEALS

3, 2x, MR: vs. Chattanooga (12/16/18)

BLOCKS

3, 2x, MR: at Kentucky (2/28/18)

#14

KJ BUFFEN**POINTS**

15 vs. San Diego (11/28/18)

REBOUNDS

9 vs. Middle Tennessee (12/21/18)

FIELD GOALS

7 vs. San Diego (11/28/18)

FREE THROWS

4 vs. ULM (12/1/18)

THREE-POINTERS

1 vs. San Diego (11/28/18)

ASSISTS

3, 2x, MR: vs. Middle Tenn. (12/21/18)

STEALS

2 vs. ULM (12/1/18)

BLOCKS

2, 2x, MR: at Vanderbilt (1/5/19)

#15

LUIS RODRIGUEZ**POINTS**

2, 7x, MR: vs. Middle Tenn. (12/21/18)

REBOUNDS

4 vs. ULM (12/1/18)

FIELD GOALS

1, 6x, MR: vs. Middle Tenn. (12/21/18)

FREE THROWS

2 vs. Baylor (11/23/18)

THREE-POINTERS

--

ASSISTS

3 vs. Chattanooga (12/16/18)

STEALS

2 vs. ULM (12/1/18)

BLOCKS

2 vs. Middle Tennessee (12/21/18)

#20

D.C. DAVIS**POINTS**

12 vs. Western Michigan (11/10/18)

REBOUNDS

5 vs. FGCU (12/29/18)

FIELD GOALS

4 vs. Western Michigan (11/10/18)

FREE THROWS

6 vs. Nicholls (11/20/18)

THREE-POINTERS

2, 2x, MR: vs. FGCU (12/29/18)

ASSISTS

2, 2x, MR: vs. FGCU (12/29/18)

STEALS

3 vs. Western Michigan (11/10/18)

BLOCKS

#30

ANTONIO MORGANO**POINTS**

2 vs. FGCU (12/29/18)

REBOUNDS

1 vs. Western Michigan (11/10/18)

FIELD GOALS

1 vs. FGCU (12/29/18)

FREE THROWS

THREE-POINTERS

ASSISTS

STEALS

BLOCKS

#33

JOHN MCBRIDE**POINTS**

REBOUNDS

FIELD GOALS

FREE THROWS

THREE-POINTERS

ASSISTS

STEALS

BLOCKS

SEASON HIGHS

#0

BLAKE HINSON**POINTS**

17 vs. ULM (12/1/18)

REBOUNDS

5, 2x, MR: vs. Nicholls (11/20/18)

FIELD GOALS

6 vs. ULM (12/1/18)

FREE THROWS

5 vs. San Diego (11/28/18)

THREE-POINTERS

4 vs. ULM (12/1/18)

ASSISTS

4 vs. ULM (12/1/18)

STEALS

2 vs. San Diego (11/28/18)

BLOCKS

1, 5x, MR: vs. Chattanooga (12/16/18)

#1

ZACH NAYLOR**POINTS**

5 vs. FGCU (12/29/18)

REBOUNDS

3 vs. FGCU (12/29/18)

FIELD GOALS

2 vs. FGCU (12/29/18)

FREE THROWS

2 vs. Chattanooga (12/16/18)

THREE-POINTERS

1 vs. FGCU (12/29/18)

ASSISTS

2 at Vanderbilt (1/5/19)

STEALS

1, 2x, MR: vs. FGCU (12/29/18)

BLOCKS

1 at Vanderbilt (1/5/19)

#2

DEVONTAE SHULER**POINTS**

24 vs. Cincinnati (11/24/18)

REBOUNDS

8 at Butler (11/16/18)

FIELD GOALS

9 vs. Cincinnati (11/24/18)

FREE THROWS

7 at Vanderbilt (1/5/19)

THREE-POINTERS

3, 2x, MR: vs. SLU (12/12/18)

ASSISTS

6, 3x, MR: at Vanderbilt (1/5/19)

STEALS

4 at Illinois St. (12/8/18)

BLOCKS

1, 4x, MR: vs. Middle Tenn. (12/21/18)

#3

TERENCE DAVIS**POINTS**

30 at Butler (11/16/18)

REBOUNDS

8, 2x, MR: vs. ULM (12/1/18)

FIELD GOALS

10 at Butler (11/16/18)

FREE THROWS

4 at Butler (11/16/18)

THREE-POINTERS

6 at Butler (11/16/18)

ASSISTS

9 vs. San Diego (11/28/18)

STEALS

3 vs. Western Michigan (11/10/18)

BLOCKS

4 vs. Nicholls (11/20/18)

#4

BREEIN TYREE**POINTS**

31 at Vanderbilt (1/5/19)

REBOUNDS

7 at Illinois St. (12/8/18)

FIELD GOALS

11 at Vanderbilt (1/5/19)

FREE THROWS

13 vs. Baylor (11/23/18)

THREE-POINTERS

4, 2x, MR: vs. Middle Tenn. (12/21/18)

ASSISTS

6, 3x, MR: vs. FGCU (12/29/18)

STEALS

4 vs. FGCU (12/29/18)

BLOCKS

1, 5x, MR: at Vanderbilt (1/5/19)

#5

BRIAN HALUMS**POINTS**

6 vs. Western Michigan (11/10/18)

REBOUNDS

2 vs. Western Michigan (11/10/18)

FIELD GOALS

2 vs. Western Michigan (11/10/18)

FREE THROWS

2, 2x, MR: vs. Chattanooga (12/16/18)

THREE-POINTERS

ASSISTS

2 vs. ULM (12/1/18)

STEALS

BLOCKS

#10

CARLOS CURRY**POINTS**

REBOUNDS

FIELD GOALS

FREE THROWS

THREE-POINTERS

ASSISTS

STEALS

BLOCKS

#11

FRANCO MILLER JR.**POINTS**

REBOUNDS

FIELD GOALS

FREE THROWS

THREE-POINTERS

ASSISTS

STEALS

BLOCKS

#12

BRUCE STEVENS**POINTS**

17 vs. Baylor (11/23/18)

REBOUNDS

8 vs. Baylor (11/23/18)

FIELD GOALS

7 vs. Baylor (11/23/18)

FREE THROWS

2, 5x, MR: vs. FGCU (12/29/18)

THREE-POINTERS

2, 2x, MR: vs. Middle Tenn. (12/21/18)

ASSISTS

2 vs. Middle Tennessee (12/21/18)

STEALS

2 vs. Western Michigan (11/10/18)

BLOCKS

2 vs. Chattanooga (12/16/18)

#13

DOMINIK OLEJNICZAK**POINTS**

10 vs. Middle Tennessee (12/21/18)

REBOUNDS

7 at Illinois St. (12/8/18)

FIELD GOALS

5 vs. Middle Tennessee (12/21/18)

FREE THROWS

3 vs. Chattanooga (12/16/18)

THREE-POINTERS

ASSISTS

2 vs. ULM (12/1/18)

STEALS

3 vs. Chattanooga (12/16/18)

BLOCKS

2, 4x, MR: at Vanderbilt (1/5/19)

#14

KJ BUFFEN**POINTS**

15 vs. San Diego (11/28/18)

REBOUNDS

9 vs. Middle Tennessee (12/21/18)

FIELD GOALS

7 vs. San Diego (11/28/18)

FREE THROWS

4 vs. ULM (12/1/18)

THREE-POINTERS

1 vs. San Diego (11/28/18)

ASSISTS

3, 2x, MR: vs. Middle Tenn. (12/21/18)

STEALS

2 vs. ULM (12/1/18)

BLOCKS

2, 2x, MR: at Vanderbilt (1/5/19)

#15

LUIS RODRIGUEZ**POINTS**

2, 7x, MR: vs. Middle Tenn. (12/21/18)

REBOUNDS

4 vs. ULM (12/1/18)

FIELD GOALS

1, 6x, MR: vs. Middle Tenn. (12/21/18)

FREE THROWS

2 vs. Baylor (11/23/18)

THREE-POINTERS

--

ASSISTS

3 vs. Chattanooga (12/16/18)

STEALS

2 vs. ULM (12/1/18)

BLOCKS

2 vs. Middle Tennessee (12/21/18)

#20

D.C. DAVIS**POINTS**

12 vs. Western Michigan (11/10/18)

REBOUNDS

5 vs. FGCU (12/29/18)

FIELD GOALS

4 vs. Western Michigan (11/10/18)

FREE THROWS

6 vs. Nicholls (11/20/18)

THREE-POINTERS

2, 2x, MR: vs. FGCU (12/29/18)

ASSISTS

2, 2x, MR: vs. FGCU (12/29/18)

STEALS

3 vs. Western Michigan (11/10/18)

BLOCKS

#30

ANTONIO MORGANO**POINTS**

2 vs. FGCU (12/29/18)

REBOUNDS

1 vs. Western Michigan (11/10/18)

FIELD GOALS

1 vs. FGCU (12/29/18)

FREE THROWS

THREE-POINTERS

ASSISTS

STEALS

BLOCKS

#33

JOHN MCBRIDE**POINTS**

REBOUNDS

FIELD GOALS

FREE THROWS

THREE-POINTERS

ASSISTS

STEALS

BLOCKS

THE LAST TIME ...

AN OLE MISS TEAM...

Scored 100+ points at home 105 vs. Oregon (Dec. 8, 2013)
 Scored 100+ points on the road 104 at Mississippi State (4ot) (Jan. 24, 1990)
 Scored 100+ points and lost 105 vs. Oregon (Dec. 8, 2013)
 Scored 110+ points 111 vs. Mississippi Valley State (Nov. 22, 2013)
 Scored 50 points or less 47 vs. Georgia (Jan. 11, 2017)
 Scored 40 points or less 40 at Kentucky (Feb. 22, 2006)
 Scored 50 or less and won 50-48 vs. SMU (Jan. 3, 2012)
 Held opponent to 50 or less 47 vs. Southeastern Louisiana (Dec. 12, 2018)
 Won an overtime game 90-87 at Missouri (Feb. 20, 2018)
 Lost an overtime game 101-97 vs. Illinois State (Dec. 16, 2017)
 Won a double overtime game 90-87 vs. Texas Tech (Mar. 23, 2010)
 Lost a double overtime game 69-67 at Alabama (Feb. 4, 2012)
 Played a triple overtime game Never Happened
 Played a four-overtime game 104-102 at Mississippi State (Jan. 24, 1990)

Made 10+ three-point field goals 12 vs. FGCU (Dec. 29, 2018)
 Made 12+ three-point field goals 12 vs. FGCU (Dec. 29, 2018)
 Made 15+ three-point field goals 15 at Syracuse (March 18, 2017)
 Allowed 10+ three-point field goals 11 vs. Chattanooga (Dec. 16, 2018)
 Had 15+ rebound margin 16 vs. Southeastern Louisiana (Dec. 12, 2018)
 Had 20+ rebound margin 22 vs. Arkansas (Jan. 11, 2012)
 Had 25+ rebound margin 25 vs. Florida A&M (Dec. 22, 2008)
 Had 50+ rebounds 50 vs. Tennessee (Jan. 17, 2017)
 Had 60+ rebounds 64 vs. Troy (Nov. 27, 2007)
 Had two players with 10+ rebounds at #22 Auburn (Jan. 9, 2018)
 Terence Davis (10), Dominik Olejniczak (10)
 Had three players with 10+ rebounds vs. Georgia (Jan. 9, 2016)
 Sebastian Saiz (10), Martavious Newby (10), and Rasheed Brooks (10)
 Had two players with 20+ points at Illinois State (Dec. 8, 2018)
 Breein Tyree (22), Terence Davis (20)
 Attempted 30+ free throws 36 vs. Baylor (Nov. 23, 2018)
 Attempted 40+ free throws 55 vs. Missouri (March 9, 2017)
 Attempted 50+ free throws 55 vs. Missouri (March 9, 2017)
 Made 25+ free throws 29 vs. Baylor (Nov. 23, 2018)
 Made 30+ free throws 31 vs. Missouri (March 9, 2017)
 Made 35+ free throws 40 vs. Georgia Southern (Nov. 17, 2015)
 Made 40+ free throws 40 vs. Georgia Southern (Nov. 17, 2015)
 Shot 90% or better from FT line 93.3% (14-15) at Illinois State (Dec. 8, 2018)

Had 20+ assists 22 vs. FGCU (Dec. 29, 2018)
 Had 25+ assists 25 vs. ULM (Dec. 1, 2018)
 Had 30+ assists 32 vs. Centenary (Dec. 19, 2009)

Had 20+ turnovers 21 at Mississippi State (Feb. 22, 2017)
 Had 25+ turnovers 26 vs. Southern Utah (Nov. 18, 2005)
 Forced 20+ turnovers 22 vs. Chattanooga (Dec. 16, 2018)
 Forced 25+ turnovers 25 vs. Bradley (Nov. 28, 2015)
 Forced 30+ turnovers 31 vs. Louisiana-Monroe (Nov. 24, 2007)

Had 10+ steals 11 vs. FGCU (Dec. 29, 2018)
 Had 15+ steals 15 vs. Western Michigan (Nov. 10, 2018)
 Had 20+ steals 20 vs. Lipscomb (Nov. 23, 2012)

Blocked 5+ shots 6 at Vanderbilt (Jan. 5, 2019)
 Blocked 10+ shots 10 vs. Texas A&M-Corpus Christi (Dec. 19, 2017)
 Blocked 12+ shots 13 vs. Bradley (Dec. 19, 2016)

Beat a ranked team 96-82 at No. 19 Arkansas (Jan. 17, 2015)
 Beat a ranked team on the road 96-82 at No. 19 Arkansas (Jan. 17, 2015)
 Beat a ranked team on a neutral floor 75-68 vs. No. 23 Creighton (Nov. 28, 2014)

Kept every opposing player out of double figures vs. Mississippi St. (Jan. 6, 2018)
 Had all five starters score in double figures at Memphis (Dec. 18, 2015)
 Had five players score in double figures vs. FGCU (Dec. 29, 2018)
 Had six players score in double figures at Auburn (Jan. 7, 2017)
 Had no players score in double figures at LSU (Jan. 7, 2012)

Overcame a 5-point+ halftime deficit to win 6 vs. Mississippi State (Jan. 6, 2018)
 Overcame a 5-point+ halftime deficit on the road to win 5 at Vanderbilt (Feb. 4, 2017)
 Overcame a 10-point+ halftime deficit to win 20 vs. Auburn (Feb. 11, 2017)
 Overcame a 20-point+ halftime deficit to win 20 vs. Auburn (Feb. 11, 2017)
 Overcame a 15-point+ second half deficit to win 23 vs. Auburn (Feb. 11, 2017)
 Overcame a 20-point+ second half deficit to win 23 vs. Auburn (Feb. 11, 2017)

Went on a 20-0 run 28 vs. Chattanooga (Dec. 16, 2018)
 Went on a 25-0 run 28 vs. Chattanooga (Dec. 16, 2018)

AN OLE MISS PLAYER...

Scored 20+ points 31, Breein Tyree at Vanderbilt (Jan. 5, 2019)
 Scored 30+ points 31, Breein Tyree at Vanderbilt (Jan. 5, 2019)
 Scored 35+ points 41, Deandre Burnett vs. Oral Roberts (Nov. 18, 2016)
 Scored 40+ points 41, Deandre Burnett vs. Oral Roberts (Nov. 18, 2016)
 Scored 50+ points 53, Gerald Glass vs. LSU (Mar. 4, 1989)

Scored 20+ points in 5 straight games Stefan Moody (11/25/15-1/28/16)
 Scored 20+ points in 10 straight games Stefan Moody (11/25/15-1/28/16)
 Scored 20+ points in 14 straight games Stefan Moody (11/25/15-1/28/16)
 Scored 20+ points in 18 straight games Joe Gibbon (12/10/56-2/28/57)
 Scored 20+ points in 22 straight games Johnny Neumann (12/01/70-2/22/71)

Made 5+ 3-pointers 6, Terence Davis at Butler (Nov. 16, 2018)
 Made 7+ 3-pointers 9, Deandre Burnett vs. Oral Roberts (Nov. 18, 2016)
 Made 8+ 3-pointers 9, Deandre Burnett vs. Oral Roberts (Nov. 18, 2016)
 Made 9+ 3-pointers 9, Deandre Burnett vs. Oral Roberts (Nov. 18, 2016)
 Made 10+ 3-pointers 10, Marshall Henderson vs. Oregon (Dec. 8, 2013)
 Attempted 10+ 3-pointers 10, Breein Tyree at Illinois St. (Dec. 8, 2018)
 Attempted 15+ 3-pointers 17, Stefan Moody vs. Alabama (March 10, 2016)

Had a double-double Bruce Stevens (15 points, 13 rebounds)
 vs. South Carolina (March 7, 2018)
 Had a double-double in 2 straight games Sebastian Saiz (3/4/17-3/9/17)
 Had a double-double in 3 straight games Sebastian Saiz (1/28/17-2/4/17)
 Had a double-double in 4 straight games Sebastian Saiz (1/28/17-2/8/17)
 Had a double-double in 5 straight games Sebastian Saiz (12/15/16-1/3/17)
 Had a double-double in 6 straight games Sebastian Saiz (12/15/16-1/7/17)
 Had a double-double in 7 straight games Rahim Lockhart (11/19/99-12/4/99)
 Had 5+ double-doubles in a season 5, Terence Davis, - 2016-17 season
 23, Sebastian Saiz - 2016-17 season
 Had 10+ double-doubles in a season 23, Sebastian Saiz - 2016-17 season
 Had 18+ double-doubles in a season 23, Sebastian Saiz - 2016-17 season
 Had 20+ double-doubles in a season 23, Sebastian Saiz 2016-17 season

Had 20+ points and 15+ rebounds Sebastian Saiz, 21 pts/15 rebs
 vs. South Carolina (March 4, 2017)
 Had 20+ points and 20+ rebounds Walter Actwood, 22 pts/22 rebs
 vs. ISU-Evansville (Dec. 1, 1975)

Had 15+ rebounds 15, Sebastian Saiz vs. Georgia Tech (March 21, 2017)
 Had 20+ rebounds 20, Murphy Holloway vs. Auburn (Feb. 24, 2010)
 Had 10+ offensive rebounds 10, Dwayne Curtis vs. Auburn (Feb. 25, 2006)
 Had 10+ defensive rebounds 10, Bruce Stevens at #23 Kentucky (Feb. 28, 2018)

Had 10+ assists 10, Jarvis Summers vs. BYU (March 17, 2015)
 Had 15+ assists 15, Sean Tuohy vs. Auburn (Jan. 26, 1980)
 Had 9+ assists and 0 turnovers 9, Cullen Neal vs. South Alabama (Dec. 22, 2016)
 Had 8+ assists and 0 turnovers 8, Deandre Burnett at Texas A&M (Jan. 16, 2018)

Had 5+ blocks 6, Sebastian Saiz vs. Bradley (Dec. 19, 2016)
 Had 8+ blocks 8, Reginald Buckner at Arkansas (Feb. 5, 2011)

Had 5+ steals 5, Markel Crawford vs. Missouri (Feb. 6, 2018)
 Had 8+ steals 8, Gerald Glass vs. Christian Bros. (Nov. 25, 1988)


Made 10+ free throws 13, Breein Tyree vs. Baylor (Nov. 23, 2018)
 Made 15+ free throws 15, Stefan Moody vs. Mississippi State (March 3, 2016)
 Attempted 10+ free throws 17, Breein Tyree vs. Baylor (Nov. 23, 2018)
 Attempted 15+ free throws 17, Breein Tyree vs. Baylor (Nov. 23, 2018)
 Attempted 20+ free throws 20, Ansu Sesay vs. Arkansas (Feb. 18, 1995)

Shot 100% from the floor (min. 5) Marcanvis Hymon, 6-6
 at Middle Tennessee (Dec. 9, 2017)
 Shot 90% from the floor (min. 10) Marcanvis Hymon, 10-11,
 vs. Towson (Nov. 20, 2015)


Played 40+ minutes 41, Deandre Burnett vs. Oral Roberts (Nov. 18, 2016)

Fouled out Bruce Stevens vs. Cincinnati (Nov. 24, 2018)

RADIO/TV ROSTER




0

BLAKE HINSON6-7 • 229 • G/F • Fr.
Deltona, Fla.

1

ZACH NAYLOR6-8 • 220 • F • Jr.
Houston, Texas


2

DEVONTAE SHULER6-2 • 192 • G • So.
Irmo, S.C.


3

TERENCE DAVIS6-4 • 205 • G • Sr.
Southaven, Miss.


4

BREEIN TYREE6-2 • 195 • G • Jr.
Somerset, N.J.


5

BRIAN HALUMS6-5 • 188 • G • Jr.
Hollandale, Miss.


10

CARLOS CURRY6-11 • 235 • F • Fr.
Albany, Ga.

11

FRANCO MILLER JR.6-2 • 202 • G • Fr.
Freeport, Bahamas

12

BRUCE STEVENS6-8 • 252 • F • Sr.
Louin, Miss.

13

DOMINIK OLEJNICZAK7-0 • 260 • C • Jr.
Torun, Poland

14

KJ BUFFEN6-7 • 220 • F • Fr.
Gainesville, Ga.

15

LUIS RODRIGUEZ6-6 • 202 • G/F • Fr.
Los Angeles, Calif.


20

D.C. DAVIS5-11 • 185 • G • Sr.
Purvis, Miss.

30

ANTONIO MORGANO5-10 • 173 • G • So.
Morgantown, W. Va.

33

JOHN MCBRIDE6-5 • 216 • G • Fr.
Memphis, Tenn.**KERMIT DAVIS**Head Coach
First year at Ole Miss**WIN CASE**Assistant Coach
First year at Ole Miss**RONNIE HAMILTON**Assistant Coach
First year at Ole Miss**LEVI WATKINS**Assistant Coach
First year at Ole Miss

BOX SCORES

GAME 5: CINCINNATI 71, OLE MISS 57



Official Basketball Box Score -- Game Totals -- Final Statistics Cincinnati vs Ole Miss 11/24/18 6:00 PM at Emerald Coast Classic - Niceville, FL



Cincinnati 71 • 5-1

Box score table for Cincinnati vs Ole Miss. Columns include Player, FG-FGA, 3-Ptr, FT-FTA, Rebounds (Off, Def, Tot), PF, TP, A TO Bk, Stl, Min. Totals: 20-50, 6-14, 25-35, 11 22 33, 18 71, 9 7 6 4 200.

FG % 1st Half: 9-22 40.9% 2nd half: 11-28 39.3% Game: 20-50 40.0% Deadball Rebounds 10.3
3FG % 1st Half: 3-7 42.9% 2nd half: 3-7 42.9% Game: 6-14 42.9%
FT % 1st Half: 16-21 76.2% 2nd half: 9-14 64.3% Game: 25-35 71.4%

Ole Miss 57 • 3-2

Box score table for Ole Miss vs Cincinnati. Columns include Player, FG-FGA, 3-Ptr, FT-FTA, Rebounds (Off, Def, Tot), PF, TP, A TO Bk, Stl, Min. Totals: 19-51, 3-21, 16-17, 8 19 27, 26 57, 3 11 6 3 200.

FG % 1st Half: 11-28 39.3% 2nd half: 8-23 34.8% Game: 19-51 37.3% Deadball Rebounds 0
3FG % 1st Half: 3-10 30.0% 2nd half: 0-11 0.0% Game: 3-21 14.3%
FT % 1st Half: 8-9 88.9% 2nd half: 8-8 100.0% Game: 16-17 94.1%

Officials: John Higgins, Mike Eades, Pat Adams
Technical fouls: Cincinnati-TEAM, Ole Miss-Davis, Terence.
Attendance: 1250
Outstanding Performer - Jarron Cumberland (CIN)

Score by periods table with columns: 1st, 2nd, Total. Cincinnati: 37, 34, 71. Ole Miss: 33, 24, 57.

Last FG - ULM 2nd-05:08, OM 2nd-05:29.
Largest lead - UC by 18 2nd-02:27, OM by 3 1st-19:18.
UC led for 36:34, OM led for 01:20, Game was tied for 02:06.
Score tied - 3 times. Lead changed - 1 time.

GAME 7: OLE MISS 83, ULM 60



Official Basketball Box Score -- Game Totals -- Final Statistics ULM vs Ole Miss 12-1-18 1 p.m. at Oxford, Miss. (The Pavilion at Ole Miss)



ULM 60 • 3-4

Box score table for ULM vs Ole Miss. Columns include Player, FG-FGA, 3-Ptr, FT-FTA, Rebounds (Off, Def, Tot), PF, TP, A TO Bk, Stl, Min. Totals: 20-52, 7-23, 13-19, 6 18 24, 11 60, 14 11 0 4 200.

FG % 1st Half: 10-26 38.5% 2nd half: 10-26 38.5% Game: 20-52 38.5% Deadball Rebounds 4
3FG % 1st Half: 2-7 28.6% 2nd half: 5-14 35.7% Game: 7-21 33.3%
FT % 1st Half: 9-13 69.2% 2nd half: 4-6 66.7% Game: 13-19 68.4%

Ole Miss 83 • 5-2

Box score table for Ole Miss vs ULM. Columns include Player, FG-FGA, 3-Ptr, FT-FTA, Rebounds (Off, Def, Tot), PF, TP, A TO Bk, Stl, Min. Totals: 33-63, 11-29, 6-8, 13 28 41, 19 83, 25 11 3 7 200.

FG % 1st Half: 17-27 63.0% 2nd half: 16-36 44.4% Game: 33-63 52.4% Deadball Rebounds 1
3FG % 1st Half: 6-14 42.9% 2nd half: 5-15 33.3% Game: 11-29 37.9%
FT % 1st Half: 4-6 66.7% 2nd half: 2-2 100.0% Game: 6-8 75.0%

Officials: Mike Nance, Robert Felder, Stephen Orkus Jr.
Technical fouls: ULM-None, Ole Miss-None.
Attendance: 6128

Score by periods table with columns: 1st, 2nd, Total. ULM: 31, 29, 60. Ole Miss: 44, 39, 83.

Last FG - ULM 2nd-00:48, OM 2nd-00:12.
Largest lead - ULM None, OM by 25 2nd-05:33.
ULM led for 00:00, OM led for 38:54, Game was tied for 01:06.
Score tied - 0 times. Lead changed - 0 times.

GAME 6: OLE MISS 93, SAN DIEGO 86



Official Basketball Box Score -- Game Totals -- Final Statistics San Diego vs Ole Miss 11-28-18 6:30 p.m. at Oxford, Miss. (The Pavilion at Ole Miss)



San Diego 86 • 5-2

Box score table for San Diego vs Ole Miss. Columns include Player, FG-FGA, 3-Ptr, FT-FTA, Rebounds (Off, Def, Tot), PF, TP, A TO Bk, Stl, Min. Totals: 31-64, 9-23, 15-18, 9 17 26, 21 86, 21 13 0 6 200.

FG % 1st Half: 15-31 48.4% 2nd half: 16-33 48.5% Game: 31-64 48.4% Deadball Rebounds 1
3FG % 1st Half: 3-9 33.3% 2nd half: 6-14 42.9% Game: 9-23 39.1%
FT % 1st Half: 4-5 80.0% 2nd half: 11-13 84.6% Game: 15-18 83.3%

Ole Miss 93 • 4-2

Box score table for Ole Miss vs San Diego. Columns include Player, FG-FGA, 3-Ptr, FT-FTA, Rebounds (Off, Def, Tot), PF, TP, A TO Bk, Stl, Min. Totals: 33-54, 7-16, 20-23, 7 26 33, 19 93, 20 14 4 7 200.

FG % 1st Half: 15-29 51.7% 2nd half: 18-25 72.0% Game: 33-54 61.1% Deadball Rebounds 0
3FG % 1st Half: 3-8 37.5% 2nd half: 4-8 50.0% Game: 7-16 43.8%
FT % 1st Half: 6-7 85.7% 2nd half: 14-16 87.5% Game: 20-23 87.0%

Officials: Pat Adams, Joe Lindsay, Byron Jarrett
Technical fouls: San Diego-FLORESCA, Alex. Ole Miss-None.
Attendance: 5968

Score by periods table with columns: 1st, 2nd, Total. San Diego: 37, 49, 86. Ole Miss: 39, 54, 93.

Last FG - USD 2nd-00:11, OM 2nd-02:04.
Largest lead - USD by 2 1st-16:45, OM by 16 2nd-04:35.
USD led for 00:27, OM led for 34:32, Game was tied for 05:01.
Score tied - 4 times. Lead changed - 4 times.

GAME 8: OLE MISS 81, ILLINOIS STATE 74



Official Basketball Box Score -- Game Totals -- Final Statistics Ole Miss vs Illinois State 12/08/18 7 p.m. at Doug Collins Court at Redbird Arena



Ole Miss 81 • 6-2

Box score table for Ole Miss vs Illinois State. Columns include Player, FG-FGA, 3-Ptr, FT-FTA, Rebounds (Off, Def, Tot), PF, TP, A TO Bk, Stl, Min. Totals: 30-57, 7-19, 14-15, 9 0 30, 18 81, 16 16 2 7 200.

FG % 1st Half: 18-30 60.0% 2nd half: 12-27 44.4% Game: 30-57 52.6% Deadball Rebounds 0
3FG % 1st Half: 5-9 55.6% 2nd half: 2-10 20.0% Game: 7-19 36.8%
FT % 1st Half: 0-1 0.0% 2nd half: 14-14 100.0% Game: 14-15 93.3%

Illinois State 74 • 6-5

Box score table for Illinois State vs Ole Miss. Columns include Player, FG-FGA, 3-Ptr, FT-FTA, Rebounds (Off, Def, Tot), PF, TP, A TO Bk, Stl, Min. Totals: 26-63, 10-25, 12-19, 12 19 31, 15 74, 15 10 3 7 200.

FG % 1st Half: 13-30 43.3% 2nd half: 13-33 39.4% Game: 26-63 41.3% Deadball Rebounds 2
3FG % 1st Half: 3-9 33.3% 2nd half: 7-16 43.8% Game: 10-25 40.0%
FT % 1st Half: 7-10 70.0% 2nd half: 5-9 55.6% Game: 12-19 63.2%

Officials: Kelly Self, Antonio Petty, Bret Smith
Technical fouls: Ole Miss-Olejniczak, Dominik. Illinois State-None.
Attendance: 6598
4:08 (2nd) - Technical foul on Ole Miss #13 (Olejniczak)

Score by periods table with columns: 1st, 2nd, Total. Ole Miss: 41, 40, 81. Illinois State: 36, 38, 74.

Last FG - OM 2nd-00:23, ILS 2nd-00:06.
Largest lead - OM by 14 2nd-16:34, ILS by 4 1st-17:34.
OM led for 30:43, ILS led for 07:50, Game was tied for 01:27.
Score tied - 1 time. Lead changed - 3 times.

BOX SCORES

GAME 9: OLE MISS 69, SOUTHEASTERN LOUISIANA 47



Official Basketball Box Score - Game Totals - Final Statistics
Southeastern Louisiana vs Ole Miss
12-12-18 6:30 p.m. at Jackson, Miss. (Mississippi Coliseum)



Southeastern Louisiana 47 • 4-5

#	Player	Total			3-Ptr			Rebounds			PF	TP	A	TO	Blk	Stl	Min
		FG	FGA	FT	FTA	Off	Def	Off	Def	Total							
13	Greenwood, Moses	1	9-10	1-1	1-1	2	4	6	3	20	2	0	0	0	0	28	
24	Charleston, Keith	f	0-6	0-3	0-0	0	2	2	2	0	0	0	0	0	0	21	
00	Veal, Marlain	g	2-9	0-1	2-3	0	2	2	1	6	6	4	0	1	31		
05	Brown, Kajon	g	1-5	0-3	0-0	2	1	3	1	2	0	1	0	0	24		
10	Julien, Von	g	1-3	0-1	0-0	0	2	2	0	2	4	4	0	0	36		
01	Saunders, Jeremiah	g	0-0	0-0	1-2	0	0	0	0	1	0	0	0	0	1		
02	Diop, Paape	g	2-6	0-1	0-0	4	4	1	4	0	0	0	0	0	12		
03	Edwards, Parker	g	1-3	1-3	0-0	0	0	0	0	3	0	0	0	0	5		
04	West, D'Angelo	g	0-2	0-1	0-0	0	1	1	0	0	0	0	0	0	6		
12	Strange, Matthew	g	0-0	0-0	0-0	0	0	0	0	0	0	0	0	0	1		
15	Starwood, Maxwell	g	0-0	0-0	0-0	0	0	0	1	0	0	0	0	0	1		
20	Gonzalez, Brandon	g	0-1	0-1	0-0	0	0	0	1	0	1	0	0	0	7		
22	Bossetta, Patrick	g	0-0	0-0	0-0	0	0	0	0	0	0	0	0	0	1		
23	Thomas, Quinton	g	3-4	0-1	2-2	1	0	1	0	8	2	1	1	0	14		
25	Brewer, Ty	g	0-2	0-1	1-2	0	0	0	1	1	0	1	0	1	12		
	Team					0	2	2			2						
	Totals		19-51	2-17	7-10	5	18	23	11	47	15	13	1	2	200		

FG % 1st Half: 7-23 30.4% 2nd half: 12-28 42.9% Game: 19-51 37.3%
3FG % 1st Half: 1-7 14.3% 2nd half: 1-10 10.0% Game: 2-17 11.8%
FT % 1st Half: 2-2 100.0% 2nd half: 5-8 62.5% Game: 7-10 70.0%

Ole Miss 69 • 7-2

#	Player	Total			3-Ptr			Rebounds			PF	TP	A	TO	Blk	Stl	Min
		FG	FGA	FT	FTA	Off	Def	Off	Def	Total							
00	Hinson,Blake	f	4-9	1-3	0-1	3	1	4	2	9	3	0	0	1	26		
12	Stevens, Bruce	f	3-6	0-1	0-0	1	6	7	2	6	0	1	0	0	23		
02	Shuler,Devontae	g	7-10	3-4	2-2	0	2	2	1	19	3	1	1	1	32		
03	Davis, Terence	g	6-11	1-1	2-2	2	4	6	2	15	4	4	2	2	27		
04	Tyree,Breoin	g	1-5	1-3	0-0	0	3	3	3	3	3	1	1	0	34		
01	Naylor,Zach	g	0-0	0-0	0-0	0	1	1	0	0	0	0	0	0	8		
05	Halums,Brian	g	0-0	0-0	1-2	0	0	0	1	0	0	0	0	0	1		
13	Olejniczak, Dominik	g	4-5	0-0	1-1	0	1	1	3	9	1	0	0	0	17		
14	Buffen, KJ	g	1-2	0-0	1-4	1	2	3	0	3	0	0	1	0	17		
15	Rodriguez, Luis	g	1-1	0-0	0-0	0	1	1	1	2	1	1	0	0	4		
20	Davis, D.C.	g	1-4	0-1	0-0	2	0	2	1	2	1	0	0	0	11		
	Team		28-53	6-13	7-12	0	9	9		15	69	16	10	3	5		
	Totals		28-53	6-13	7-12	0	9	9		15	69	16	10	3	5		

FG % 1st Half: 13-29 44.8% 2nd half: 15-24 62.5% Game: 28-53 52.8%
3FG % 1st Half: 3-10 30.0% 2nd half: 3-3 100.0% Game: 6-13 46.2%
FT % 1st Half: 4-5 80.0% 2nd half: 3-7 42.9% Game: 7-12 58.3%

Officials: Doug Shows, Anthony Jordan, Will Howard
Technical fouls: Southeastern Louisiana-None. Ole Miss-None.
Attendance: 3564

Score by periods	1st	2nd	Total
Southeastern Louisiana	17	30	47
Ole Miss	33	36	69

Last FG - SLU 2nd-01:29. OM 2nd-00:22.
Largest lead - SLU None, OM by 25 2nd-06:07.
SLU led for 00:00. OM led for 39:00. Game was tied for 01:00.

Points	In	Off	2nd	Fast	Bench
SLU	39	7	2	6	17
OM	36	21	16	4	17

Score tied - 1 time.
Lead changed - 0 times.

GAME 11: OLE MISS 74, MIDDLE TENNESSEE 56



Official Basketball Box Score - Game Totals - Final Statistics
Ole Miss vs Middle Tennessee
12/21/18 7:00 p.m. at Bridgestone Arena



Ole Miss 74 • 9-2

#	Player	Total			3-Ptr			Rebounds			PF	TP	A	TO	Blk	Stl	Min
		FG	FGA	FT	FTA	Off	Def	Off	Def	Total							
00	Hinson,Blake	f	3-8	0-2	2-2	0	2	2	1	8	0	0	0	0	0	25	
13	Olejniczak, Dominik	c	5-6	0-0	0-0	1	2	3	4	10	0	3	0	0	12		
02	Shuler,Devontae	g	3-8	1-2	0-0	2	2	4	0	7	2	1	1	2	30		
03	Davis, Terence	g	2-7	1-3	3-5	1	6	7	3	8	4	4	1	2	28		
04	Tyree,Breoin	g	10-13	4-6	0-0	1	1	2	1	24	1	4	4	2	32		
01	Naylor,Zach	g	0-1	0-1	0-0	0	1	1	1	0	0	0	0	0	3		
12	Stevens, Bruce	g	4-9	2-6	2-4	0	4	4	2	12	2	1	0	1	26		
14	Buffen, KJ	g	1-3	0-1	1-3	3	6	9	2	3	3	3	0	1	19		
15	Rodriguez, Luis	g	1-2	0-0	0-0	1	2	3	1	2	0	0	2	1	9		
20	Davis, D.C.	g	0-1	0-0	0-0	2	0	2	1	0	1	0	0	0	16		
30	Morgano, Antonio	g	0-0	0-0	0-0	0	0	0	0	0	0	0	0	0	0+		
	Team		29-58	8-22	8-14	1	4	5		1					9		
	Totals		29-58	8-22	8-14	1	4	5		1	74	13	17	4	9		

FG % 1st Half: 13-27 48.1% 2nd half: 16-31 51.6% Game: 29-58 50.0%
3FG % 1st Half: 6-14 42.9% 2nd half: 2-8 25.0% Game: 8-22 36.4%
FT % 1st Half: 6-11 54.5% 2nd half: 2-3 66.7% Game: 8-14 57.1%

Middle Tennessee 56 • 3-9

#	Player	Total			3-Ptr			Rebounds			PF	TP	A	TO	Blk	Stl	Min
		FG	FGA	FT	FTA	Off	Def	Off	Def	Total							
22	SCURRY, Reggie	f	4-4	0-0	5-5	2	0	2	2	13	1	0	0	0	0	22	
06	GAMBLE, Karl	f	0-9	0-2	0-0	2	0	2	3	0	1	2	0	0	0	18	
03	SIMS, Donovan	g	2-5	0-1	1-2	1	5	6	1	5	0	5	0	4	36		
10	JOHNSON, Jayce	g	4-7	0-1	4-8	0	7	7	2	12	2	3	0	0	39		
55	GREEN, Antonio	g	7-17	5-8	3-4	1	2	3	2	22	0	3	0	1	32		
01	FAROUHAR, Junior	g	0-2	0-1	0-0	0	0	0	1	0	1	0	1	0	15		
04	HAWTHORNE, James	g	2-11	0-1	0-0	2	2	4	2	2	2	1	2	29			
11	MOSLEY, Lawrence	g	0-0	0-0	0-0	0	1	1	0	0	0	0	0	0	1		
14	MILLER, Chase	g	0-1	0-0	0-0	0	0	0	0	0	0	0	0	0	1		
15	MASSENBURG, TJ	g	0-0	0-0	0-0	1	1	2	2	0	0	1	1	0	6		
24	BUTLER Jr., Darnell	g	0-0	0-0	0-0	0	0	0	0	0	0	0	0	0	1		
35	LEWIS, Kydiana	g	0-0	0-0	0-0	0	0	0	0	0	0	0	0	0	0+		
	Team					1	2	3									
	Totals		19-56	5-14	13-19	10	20	30	15	56	7	17	2	8	200		

FG % 1st Half: 9-30 30.0% 2nd half: 10-26 38.5% Game: 19-56 33.9%
3FG % 1st Half: 2-6 33.3% 2nd half: 3-8 37.5% Game: 5-14 35.7%
FT % 1st Half: 6-6 100.0% 2nd half: 7-13 53.8% Game: 13-19 68.4%

Officials: Terry Oglesby, Ted Valentine, Hunter Allen
Technical fouls: Ole Miss-None. Middle Tennessee-None.
Attendance: 11294

Score by periods	1st	2nd	Total
Ole Miss	38	36	74
Middle Tennessee	26	30	56

Last FG - OM 2nd-04:36. MT 2nd-02:56.
Largest lead - OM by 29 2nd-07:32. MT by 2 1st-19:31.

Score tied - 3 times.
Lead changed - 3 times.

Points	In	Off	2nd	Fast	Bench
OM	30	17	12	8	17
MT	26	21	11	0	4

GAME 10: OLE MISS 90, CHATTANOOGA 70



Official Basketball Box Score - Game Totals - Final Statistics
Chattanooga vs Ole Miss
12-16-18 5 p.m. at Oxford, Miss. (The Pavilion at Ole Miss)



Chattanooga 70 • 5-7

#	Player	Total			3-Ptr			Rebounds			PF	TP	A	TO	Blk	Stl	Min
		FG	FGA	FT	FTA	Off	Def	Off	Def	Total							
01	Scott,Jonathan	f	4-6	3-4	3-6	2	5	7	3	14	1	3	1	0	29		
34	Easley, Kevin	f	2-8	0-0	0-0	1	0	1	2	4	3	4	0	1	22		
33	Smallwood, Thomas	c	1-2	0-0	1-1	1	0	1	5	3	0	0	0	10			
02	Johnson Jr., Jerry	g	3-9	2-5	0-2	0	3	2	8	2	2	0	0	21			
03	Jean-Baptiste, David	g	6-10	3-4	0-0	1	1	2	3	15	1	2	0	30			
00	Caldwell, AJ	g	2-3	2-3	0-0	0	0	0	1	6	1	0	0	13			

BOX SCORES

GAME 13: OLE MISS 81, VANDERBILT 71



Official Basketball Box Score -- Game Totals -- Final Statistics
 Ole Miss vs Vanderbilt
 01/05/19 7:30 p.m. at Nashville, Tenn. (Memorial Gym)



Ole Miss 81 • 11-2 1-0

#	Player	Total			3-Ptr			Rebounds			PF	TP	A	TO	Blk	Stl	Min
		FG-FGA	FG-FGA	FT-FTA	FG-FGA	FG-FGA	FT-FTA	Off	Def	Tot							
00	Hinson, Blake	f	3-6	1-2	4-4	0	3	3	4	11	1	1	0	1	28		
13	Olejniczak, Dominik	c	4-6	0-0	0-1	2	1	3	4	8	0	0	2	1	25		
02	Shuler, Devontae	g	2-10	0-4	7-8	2	5	7	1	11	6	2	0	2	37		
03	Davis, Terence	g	4-8	2-4	1-2	0	5	5	4	11	1	2	0	1	21		
04	Tyree, Breein	g	11-16	3-5	6-6	0	4	4	2	31	3	2	1	0	36		
01	Naylor, Zach		0-0	0-0	0-0	1	0	1	1	0	2	0	1	0	8		
12	Stevens, Bruce		2-6	0-2	0-0	0	3	3	2	4	0	1	0	0	15		
14	Buffen, KJ		2-4	0-0	1-1	2	5	7	3	5	2	4	2	1	20		
20	Davis, D.C.		0-1	0-1	0-0	0	2	2	0	0	0	0	0	0	10		
	Team					1	0	1									
Totals			28-57	6-18	19-22	8	28	36	21	81	15	12	6	6	200		

FG % 1st Half: 13-31 41.9% 2nd half: 15-26 57.7% Game: 28-57 49.1% Deadball Rebounds 2
 3FG % 1st Half: 4-10 40.0% 2nd half: 2-8 25.0% Game: 6-18 33.3%
 FT % 1st Half: 5-7 71.4% 2nd half: 14-15 93.3% Game: 19-22 86.4%

Vanderbilt 71 • 9-4 0-1

#	Player	Total			3-Ptr			Rebounds			PF	TP	A	TO	Blk	Stl	Min
		FG-FGA	FG-FGA	FT-FTA	FG-FGA	FG-FGA	FT-FTA	Off	Def	Tot							
01	WETZELL, Yann	f	3-6	0-1	1-3	1	2	3	3	7	0	2	1	2	28		
11	SHITTU, Simisola	f	6-9	0-0	9-15	2	7	9	2	21	3	1	1	1	33		
32	RYAN, Matt	f	3-7	3-5	0-0	0	0	0	2	9	1	1	0	2	28		
00	LEE, Saben	g	3-12	0-2	3-6	0	5	5	2	9	5	2	0	1	35		
02	TOYE, Joe	g	4-12	1-6	3-3	3	4	7	2	12	1	0	1	0	33		
03	EVANS, Maxwell		0-1	0-1	0-0	0	0	0	0	0	1	0	0	0	9		
13	MOYER, Matthew		0-0	0-0	1-2	1	1	2	0	1	1	1	0	0	8		
15	BROWN, Clewon		2-4	0-0	0-0	2	0	2	0	4	0	0	1	0	8		
24	NESMITH, Aaron		3-9	2-5	0-0	1	2	3	5	8	1	1	1	1	18		
	Team					3	1	4									
Totals			24-60	6-20	17-29	13	22	35	16	71	13	10	5	7	200		

FG % 1st Half: 13-31 41.9% 2nd half: 11-29 37.9% Game: 24-60 40.0% Deadball Rebounds 7
 3FG % 1st Half: 1-7 14.3% 2nd half: 5-13 38.5% Game: 6-20 30.0%
 FT % 1st Half: 5-10 50.0% 2nd half: 12-19 63.2% Game: 17-29 58.6%

Officials: Pat Adams, R.B. Clyburn, Robert Felder
 Technical fouls: Ole Miss-Buffen, KJ. Vanderbilt-None.
 Attendance: 10422

Score by periods	1st	2nd	Total
Ole Miss	35	46	81
Vanderbilt	32	39	71

Points	In	Off	2nd	Fast	Bench
	Paint	T/O	Chance	Break	
OM	28	7	6	2	9
VU	36	13	10	4	13

Last FG - OM 2nd-01:24, VU 2nd-03:46. Score tied - 10 times.
 Largest lead - OM by 10 2nd-00:31, VU by 6 1st-18:36. Lead changed - 13 times.
 OM led for 15:36. VU led for 17:02. Game was tied for 07:22.

GAME 15: OLE MISS AT MISSISSIPPI STATE

GAME 16: OLE MISS VS. LSU



#14 KJ BUFFEN

6-7 • 220 • FR • F

Hometown: Gainesville, Ga.
High School: Gainesville

Buffen Facts

- A four-star forward and the No. 7 player in the state of Georgia by ESPN.com
- Averaged 24.6 points per game and 9.6 rebounds per game last year
- Led the Red Elephants to a 25-5 record and a spot in the state championship game as a senior
- Earned first team all-state honors and getting named Region 8-AAAAAA Player of the Year

2018-19 GAME-BY-GAME STATISTICS

Date	Opponent	Min	FG	3-pt	FT	Pts	Rebs	A	TO	B	S
11-10	Western Michigan	23	2-6	0-0	2-3	6	4	3	0	1	1
11-16	Butler	24	3-6	0-1	3-7	9	3	1	1	1	1
11-20	Nicholls	18	3-6	0-0	1-2	7	5	1	2	1	0
11-23	Baylor	23	3-5	0-2	3-3	9	7	2	1	1	0
11-24	Cincinnati	28	0-1	0-0	2-3	2	6	0	2	1	0
11-28	San Diego	30	7-10	1-1	0-0	15	7	1	0	0	1
12-1	ULM	21	1-2	0-0	4-4	6	5	2	2	0	2
12-8	Illinois State	23	1-4	0-0	2-2	4	7	1	3	0	0
12-12	Southeastern Louisiana	17	1-2	0-0	1-4	3	3	0	0	1	0
12-16	Chattanooga	16	0-3	0-0	2-4	2	3	0	5	0	0
12-21	Middle Tennessee	19	1-3	0-1	1-3	3	9	3	3	0	1
12-29	Florida Gulf Coast	16	1-6	0-0	3-4	5	5	1	1	2	1
1-5	Vanderbilt	20	2-4	0-0	1-1	5	7	2	4	2	1
TOTALS		278	25-58	1-5	25-40	76	71	17	24	10	8

* Indicates start
Home games in bold

CAREER HIGHS

POINTS

15, vs. San Diego (11/28/18)

REBOUNDS

9, vs. Middle Tennessee (12/21/18)

FIELD GOALS

7, vs. San Diego (11/28/18)

FREE THROWS

4, vs. ULM (12/1/18)

THREE-POINTERS

1, vs. San Diego (11/28/18)

ASSISTS

3, 2x, MR: vs. Middle Tennessee (12/21/18)

STEALS

2, vs. ULM (12/1/18)

BLOCKS

2, 2x, MR: at Vanderbilt (1/5/19)

CAREER STATISTICS

YEAR	G-GS	MIN/AVG	FG-FGA	PCT	3P-3PA	PCT	FT-FTA	PCT	REB-AVG	A	TO	B	S	PTS/AVG
2018-19	13-0	278/21.4	25-58	.431	1-5	.200	25-40	.625	71-5.5	17	24	10	8	76/5.8
TOTAL	13-0	278/21.4	25-58	.431	1-5	.200	25-40	.625	71-5.5	17	24	10	8	76/5.8



#20 D.C. DAVIS

5-11 • 185 • SR • G

Hometown: Purvis, Miss.
Last School: Jones County JC

Davis Facts

- Two-time winner of the dunk contest at Square Jam
- Earned All-MACJC second team honors last season at Jones County JC after averaging 15.9 ppg
- Played two seasons under Rebel All-American Rahim Lockhart and was teammates at Jones with current Rebel Bruce Stevens
- Made 63 threes in 27 games, shooting 48 percent from the field as a sophomore at Jones County

2018-19 GAME-BY-GAME STATISTICS

Date	Opponent	Min	FG	3-pt	FT	Pts	Rebs	A	TO	B	S
11-10	Western Michigan	14	4-4	2-2	2-2	12	1	2	0	0	3
11-16	Butler	9	0-1	0-1	2-2	2	0	0	1	0	0
11-20	Nicholls	16	1-2	0-1	6-8	8	2	0	0	0	0
11-23	Baylor	5	0-0	0-0	2-3	2	0	1	0	0	1
11-24	Cincinnati	6	0-1	0-0	0-0	0	0	0	0	0	0
11-28	San Diego	4	0-0	0-0	0-0	0	0	0	1	0	0
12-1	ULM	11	1-1	0-0	0-0	2	1	1	0	0	0
12-8	Illinois State	3	0-0	0-0	0-0	0	1	1	0	0	0
12-12	Southeastern Louisiana	11	1-4	0-1	0-0	2	2	1	0	0	0
12-16	Chattanooga	21	2-3	1-2	1-2	6	3	1	2	0	2
12-21	Middle Tennessee	16	0-1	0-1	0-0	0	2	1	0	0	0
12-29	Florida Gulf Coast	19	2-4	2-3	0-2	6	5	2	2	0	1
1-5	Vanderbilt	10	0-1	0-1	0-0	0	2	0	0	0	0
TOTALS		145	11-22	5-12	13-19	40	19	10	6	0	7

* Indicates start
Home games in bold

CAREER HIGHS

- POINTS**
12, vs. Western Michigan (11/10/18)
- REBOUNDS**
5, vs. FGCU (12/29/18)
- FIELD GOALS**
4, vs. Western Michigan (11/10/18)
- FREE THROWS**
6, vs. Nicholls (11/20/18)
- THREE-POINTERS**
2, 2x, MR: vs. FGCU (12/29/18)
- ASSISTS**
2, 2x, MR: vs. FGCU (12/29/18)
- STEALS**
3, vs. Western Michigan (11/10/18)
- BLOCKS**

CAREER STATISTICS

YEAR	G-GS	MIN/AVG	FG-FGA	PCT	3P-3PA	PCT	FT-FTA	PCT	REB-AVG	A	TO	B	S	PTS/AVG
2017-18	5-1	16/3.2	1-2	.500	1-2	.500	2-4	.500	1-0.2	1	2	0	1	5/1.0
2018-19	13-0	145/11.2	11-22	.500	5-12	.417	13-19	.684	19-1.5	10	6	0	7	40/3.1
TOTAL	18-1	161/8.9	12-24	.500	6-14	.429	15-23	.652	20-1.1	11	8	0	8	45/2.5



#3 TERENCE DAVIS

6-4 • 205 • SR • G

Hometown: Southaven, Miss.
High School: Southaven

Davis Facts

- Nickname is "TD" and he was an all-state wide receiver in high school (over 20 Division I scholarship offers)
- 18 career 20-point games and four career 30-point games
- 6 career double-doubles (leads team)
- Second team Preseason All-SEC (coaches)
- Went from averaging 1.8 ppg as a freshman to 14.9 ppg as a sophomore, the biggest increase in the SEC

2018-19 GAME-BY-GAME STATISTICS

Date	Opponent	Min	FG	3-pt	FT	Pts	Rebs	A	TO	B	S
11-10	Western Michigan*	28	7-12	1-2	2-3	17	2	2	3	1	3
11-16	Butler*	37	10-16	6-9	4-5	30	4	5	4	2	0
11-20	Nicholls*	32	4-12	3-6	3-4	14	8	3	3	4	1
11-23	Baylor*	24	2-11	0-3	3-4	7	4	2	2	1	1
11-24	Cincinnati*	31	0-6	0-5	0-0	0	4	2	3	1	0
11-28	San Diego*	33	8-14	1-4	3-4	20	4	9	4	2	1
12-1	ULM*	25	7-16	1-6	0-0	15	8	3	3	0	1
12-8	Illinois State*	35	8-13	2-4	2-3	20	4	4	5	0	2
12-12	Southeastern Louisiana*	27	6-11	1-1	2-2	15	6	4	4	0	2
12-16	Chattanooga*	31	9-11	2-2	0-0	20	5	7	1	0	2
12-21	Middle Tennessee*	28	2-7	1-3	3-5	8	7	4	4	1	2
12-29	Florida Gulf Coast*	26	8-14	3-6	1-1	20	6	2	1	1	2
1-5	Vanderbilt*	21	4-8	2-4	1-2	11	5	1	2	0	1
TOTALS		378	75-151	23-55	24-33	197	67	48	39	13	18

* Indicates start
Home games in bold

CAREER HIGHS

POINTS 33, vs. LSU (2/14/17)	THREE-POINTERS 6, 3x, MR: at Butler (11/16/18)
REBOUNDS 13, vs. Arkansas (2/13/18)	ASSISTS 9, vs. San Diego (11/28/18)
FIELD GOALS 13, vs. LSU (2/14/17)	STEALS 4, at Missouri (2/20/18)
FREE THROWS 8, at Vanderbilt (2/4/17)	BLOCKS 4, vs. Nicholls (11/20/18)

CAREER STATISTICS

YEAR	G-GS	MIN/AVG	FG-FGA	PCT	3P-3PA	PCT	FT-FTA	PCT	REB-AVG	A	TO	B	S	PTS/AVG
2015-16	20-0	131/6.6	13-30	.433	3-11	.273	7-19	.368	18-0.9	6	5	2	7	36/1.8
2016-17	36-27	911/25.3	200-415	.482	49-147	.333	86-119	.723	190-5.3	63	74	18	50	535/14.9
2017-18	32-24	874/27.3	157-386	.407	59-186	.317	67-93	.720	198-6.2	66	72	28	29	440/13.5
2018-19	13-13	378/29.1	75-151	.497	23-55	.418	24-33	.727	67-5.2	48	39	13	18	197/15.2
TOTAL	101-64	2294/22.7	445-982	.453	134-399	.336	184-264	.697	473-4.7	183	190	61	104	1208/12.0



#5 BRIAN HALUMS

6-5 • 188 • JR • G

Hometown: Hollandale, Miss.
Last School: Itawamba CC

Halums Facts

- Has the highest vertical on the team (41”)
- Spent two years at Itawamba Community College, earning all-state and all-league accolades during both seasons
- Earned NJCAA All-America Second Team honors after finishing 37th in the country in scoring (19.6 ppg); recorded a career-high 41 points against Southern-Shreveport
- Two-time all-state honoree at Simmons High School

2018-19 GAME-BY-GAME STATISTICS

Date	Opponent	Min	FG	3-pt	FT	Pts	Rebs	A	TO	B	S
11-10	Western Michigan	4	2-4	0-0	2-2	6	2	0	0	0	0
11-16	Butler	DNP									
11-20	Nicholls	1	0-1	0-0	0-0	0	0	0	0	0	0
11-23	Baylor	DNP									
11-24	Cincinnati	7	0-3	0-0	0-0	0	1	0	0	0	0
11-28	San Diego	DNP									
12-1	ULM	7	0-2	0-1	1-2	1	1	2	0	0	0
12-8	Illinois State	DNP									
12-12	Southeastern Louisiana	1	0-0	0-0	1-2	1	0	0	0	0	0
12-16	Chattanooga	1	0-0	0-0	2-2	2	0	0	0	0	0
12-21	Middle Tennessee	DNP									
12-29	Florida Gulf Coast	3	0-2	0-1	0-0	0	0	0	0	0	0
1-5	Vanderbilt	DNP									
TOTALS		24	2-12	0-2	6-8	10	4	2	0	0	0

* Indicates start

Home games in bold

CAREER HIGHS

POINTS

6, vs. Western Michigan (11/10/18)

REBOUNDS

2, vs. Western Michigan (11/10/18)

FIELD GOALS

2, vs. Western Michigan (11/10/18)

FREE THROWS

2, 2x, MR: vs. Chattanooga (12/16/18)

THREE-POINTERS

ASSISTS

2, vs. ULM (12/1/18)

STEALS

BLOCKS

CAREER STATISTICS

YEAR	G-GS	MIN/AVG	FG-FGA	PCT	3P-3PA	PCT	FT-FTA	PCT	REB-AVG	A	TO	B	S	PTS/AVG
2018-19	7-0	24/3.4	2-12	.167	0-2	.000	6-8	.750	4-0.6	2	0	0	0	10/1.4
TOTAL	7-0	24/3.4	2-12	.167	0-2	.000	6-8	.750	4-0.6	2	0	0	0	10/1.4



#0 BLAKE HINSON

6-7 • 229 • FR • G/F

Hometown: Deltona, Fla.
High School: Sunrise Christian Academy (Kan.)

Hinson Facts

- Rated the No. 102 player in the country and a four-star prospect by Rivals.com
- Named the No. 1 player in the state of Kansas by 247Sports
- Spent the past season at basketball powerhouse Sunrise Christian Academy
- Averaged 15 points per game, six rebounds per game and two steals per game to lead Sunrise Christian to championships at the Saint James Invitational, the Quincy Shootout and the Lighthouse Classic

2018-19 GAME-BY-GAME STATISTICS

Date	Opponent	Min	FG	3-pt	FT	Pts	Rebs	A	TO	B	S
11-10	Western Michigan*	21	2-6	2-5	0-0	6	2	0	0	0	1
11-16	Butler*	29	2-7	1-3	1-2	6	5	2	2	0	0
11-20	Nicholls*	27	2-3	2-3	2-3	8	5	3	1	0	0
11-23	Baylor*	29	3-10	1-6	2-2	9	3	1	1	1	1
11-24	Cincinnati*	14	1-5	1-5	0-0	3	1	0	1	1	0
11-28	San Diego*	28	4-7	2-4	5-6	15	3	1	1	1	2
12-1	ULM*	22	6-8	4-5	1-1	17	3	4	1	0	0
12-8	Illinois State*	28	2-3	1-2	0-0	5	3	1	1	1	0
12-12	Southeastern Louisiana*	26	4-9	1-3	0-1	9	4	3	0	0	1
12-16	Chattanooga*	25	2-4	0-1	1-2	5	2	1	2	1	0
12-21	Middle Tennessee*	25	3-8	0-2	2-2	8	2	0	0	0	0
12-29	Florida Gulf Coast*	23	3-6	1-3	4-5	11	1	3	1	0	0
1-5	Vanderbilt*	28	3-6	1-2	4-4	11	3	1	1	0	1
TOTALS		325	37-82	17-44	22-28	113	37	20	12	5	6

* Indicates start
Home games in bold

CAREER HIGHS

POINTS	17, vs. ULM (12/1/18)	THREE-POINTERS	4, vs. ULM (12/1/18)
REBOUNDS	5, 2x, MR: vs. Nicholls (11/20/18)	ASSISTS	4, vs. ULM (12/1/18)
FIELD GOALS	6, vs. ULM (12/1/18)	STEALS	2, vs. San Diego (11/28/18)
FREE THROWS	5, vs. San Diego (11/28/18)	BLOCKS	1, 5x, MR: vs. Chattanooga (12/16/18)

CAREER STATISTICS

YEAR	G-GS	MIN/AVG	FG-FGA	PCT	3P-3PA	PCT	FT-FTA	PCT	REB-AVG	A	TO	B	S	PTS/AVG
2018-19	13-13	325/25.0	37-82	.451	17-44	.386	22-28	.786	37-2.8	20	12	5	6	113/8.7
TOTAL	13-13	325/25.0	37-82	.451	17-44	.386	22-28	.786	37-2.8	20	12	5	6	113/8.7



#30 ANTONIO MORGANO

5-10 • 173 • SO • G

Hometown: Morgantown, W. Va.
High School: Morgantown

Morgano Facts

- Is an expert at playing the piano
- Redshirted the 2016-17 season
- Named honorable mention all-state as a high school senior
- Led Morgantown to a 27-0 record and Class AAA State Championship, the first state title in the school's 103-year history

2018-19 GAME-BY-GAME STATISTICS

Date	Opponent	Min	FG	3-pt	FT	Pts	Rebs	A	TO	B	S
11-10	Western Michigan	2	0-1	0-1	0-0	0	1	0	0	0	0
11-16	Butler	DNP									
11-20	Nicholls	0+	0-0	0-0	0-0	0	0	0	0	0	0
11-23	Baylor	DNP									
11-24	Cincinnati	DNP									
11-28	San Diego	DNP									
12-1	ULM	1	0-0	0-0	0-0	0	0	0	0	0	0
12-8	Illinois State	DNP									
12-12	Southeastern Louisiana	DNP									
12-16	Chattanooga	1	0-0	0-0	0-0	0	0	0	0	0	0
12-21	Middle Tennessee	0+	0-0	0-0	0-0	0	0	0	0	0	0
12-29	Florida Gulf Coast	1	1-1	0-0	0-0	2	0	0	0	0	0
1-5	Vanderbilt	DNP									
TOTALS		5	1-2	0-1	0-0	2	1	0	0	0	0

* Indicates start

Home games in bold

CAREER HIGHS

POINTS

2, vs. FGCU (12/29/18)

REBOUNDS

1, vs. Western Michigan (11/10/18)

FIELD GOALS

1, vs. FGCU (12/29/18)

FREE THROWS

THREE-POINTERS

ASSISTS

STEALS

BLOCKS

CAREER STATISTICS

YEAR	G-GS	MIN/AVG	FG-FGA	PCT	3P-3PA	PCT	FT-FTA	PCT	REB-AVG	A	TO	B	S	PTS/AVG
2017-18	1-0	1/1.0	0-0	.000	0-0	.000	0-0	.000	0-0	0	1	0	0	0/0.0
2018-19	6-0	5/0.8	0-1	.000	0-1	.000	0-0	.000	1-0.2	0	0	0	0	2/0.3
TOTAL	7-0	6/0.9	1-2	.500	0-1	.000	0-0	.000	1-0.1	0	1	0	0	2/0.3



#1 ZACH NAYLOR

6-8 • 220 • JR • F

Hometown: Houston, Texas
Last School: Weatherford

Naylor Facts

- Two-time all-region at Weatherford, leading the team in scoring (18.2 ppg) as a sophomore
- Scored at least 20 points in nine different games, including a career-high 39-point outburst
- As a freshman, led the North Texas Junior College Athletic Conference in scoring by averaging 20.0 points per game (25th nationally) to earn freshman of the year honors
- Earned three letters at William B. Travis High School in Richmond, Texas, collecting district MVP and all-region honors

2018-19 GAME-BY-GAME STATISTICS

Date	Opponent	Min	FG	3-pt	FT	Pts	Rebs	A	TO	B	S
11-10	Western Michigan	8	0-0	0-0	0-0	0	1	0	1	0	0
11-16	Butler	DNP									
11-20	Nicholls	2	0-0	0-0	0-0	0	2	0	0	0	0
11-23	Baylor	3	0-0	0-0	0-0	0	0	1	0	0	0
11-24	Cincinnati	5	0-0	0-0	0-0	0	0	0	0	0	0
11-28	San Diego	4	0-1	0-1	0-0	0	1	0	0	0	0
12-1	ULM	4	0-0	0-0	0-0	0	0	0	0	0	0
12-8	Illinois State	DNP									
12-12	Southeastern Louisiana	8	0-0	0-0	0-0	0	1	0	1	0	0
12-16	Chattanooga	1	0-1	0-0	2-2	2	1	0	0	0	1
12-21	Middle Tennessee	3	0-1	0-1	0-0	0	1	0	0	0	0
12-29	Florida Gulf Coast	11	2-3	1-2	0-0	5	3	1	1	0	1
1-5	Vanderbilt	8	0-0	0-0	0-0	0	1	2	0	1	0
TOTALS		57	2-6	1-4	2-2	7	11	4	3	1	2

* Indicates start
Home games in bold

CAREER HIGHS

- | | |
|---|---|
| POINTS
5, vs. FGCU (12/29/18) | THREE-POINTERS
1, vs. FGCU (12/29/18) |
| REBOUNDS
3, vs. FGCU (12/29/18) | ASSISTS
2, at Vanderbilt (1/5/19) |
| FIELD GOALS
2, vs. FGCU (12/29/18) | STEALS
1, 2x, MR: vs. FGCU (12/29/18) |
| FREE THROWS
2, vs. Chattanooga (12/16/18) | BLOCKS
1, at Vanderbilt (1/5/19) |

CAREER STATISTICS

YEAR	G-GS	MIN/AVG	FG-FGA	PCT	3P-3PA	PCT	FT-FTA	PCT	REB-AVG	A	TO	B	S	PTS/AVG
2018-19	11-0	57/5.2	2-6	.333	1-4	.250	2-2	1.000	11-1.0	4	3	1	2	7/0.6
TOTAL	11-0	57/5.2	2-6	.333	1-4	.250	2-2	1.000	11-1.0	4	3	1	2	7/0.6



#13 DOMINIK OLEJNICZAK

7-0 • 260 • JR • C

Hometown: Torun, Poland
Last School: Drake

Olejniczak Facts

- Joined former Rebel Tomasz Gielo and played in two FIBA World Cup qualifying games for Polish national team over the summer
- Not related to Dominic Olejniczak, president of the Green Bay Packers from 1958-82.
- Transferred from Drake where he averaged 6.5 points and 4.1 rebounds as a freshman (2015-16)
- Chose Ole Miss over Arizona, California and Colorado

2018-19 GAME-BY-GAME STATISTICS

Date	Opponent	Min	FG	3-pt	FT	Pts	Rebs	A	TO	B	S
11-10	Western Michigan*	19	3-4	0-0	2-2	8	3	1	2	2	1
11-16	Butler*	19	1-4	0-0	0-0	2	2	0	3	0	0
11-20	Nicholls	14	3-3	0-0	0-0	6	2	0	1	1	0
11-23	Baylor	7	0-0	0-0	0-0	0	3	0	1	1	0
11-24	Cincinnati	14	2-4	0-0	2-2	6	2	0	0	1	1
11-28	San Diego	14	2-3	0-0	0-0	4	4	0	0	0	0
12-1	ULM*	21	4-4	0-0	0-0	8	3	2	1	2	1
12-8	Illinois State	25	4-6	0-0	1-1	9	7	1	3	1	0
12-12	Southeastern Louisiana	17	4-5	0-0	1-1	9	1	1	0	0	1
12-16	Chattanooga*	26	2-3	0-0	3-5	7	2	1	1	2	3
12-21	Middle Tennessee*	12	5-6	0-0	0-0	10	3	0	3	0	0
12-29	Florida Gulf Coast*	16	1-2	0-0	0-0	2	5	0	0	1	0
1-5	Vanderbilt*	25	4-6	0-0	0-1	8	3	0	0	2	1
TOTALS		229	35-50	0-0	9-12	79	40	6	15	13	8

* Indicates start

Home games in bold

CAREER HIGHS

POINTS

16, at Texas (1/27/18)

REBOUNDS

10, at Auburn (1/9/18)

FIELD GOALS

7, at Texas (1/27/18)

FREE THROWS

3, 2x, MR: vs. Chattanooga (12/16/18)

THREE-POINTERS

--

ASSISTS

2, 3x MR: at Texas (1/27/18)

STEALS

3, 2x, MR: vs. Chattanooga (12/16/18)

BLOCKS

3, 2x, MR: at Kentucky (2/28/18)

CAREER STATISTICS

YEAR	G-GS	MIN/AVG	FG-FGA	PCT	3P-3PA	PCT	FT-FTA	PCT	REB-AVG	A	TO	B	S	PTS/AVG
2017-18	32-11	450/14.1	60-113	.531	0-0	.000	18-28	.643	83-2.6	13	29	20	14	138/4.3
2018-19	13-7	229/17.6	35-50	.700	0-0	.000	9-12	.750	40/3.1	6	15	13	8	79/6.1
TOTAL	45-18	679/15.1	95-163	.583	0-0	.000	27-40	.675	123-2.7	19	44	33	22	217/4.8



#15 LUIS RODRIGUEZ

6-6 • 202 • FR • G/F

Hometown: Los Angeles, Calif.
High School: Woodstock Academy (Conn.)

Rodriguez Facts

- Rated a four-star small forward and the No. 1 player out of the state of Connecticut (No. 143 nationally) by 247Sports
- Spent the past season at Woodstock Academy in Connecticut, averaging 14 points per game, seven rebounds per game and three assists per game
- Earned first team all-conference honors, while leading the team to a 35-5 record, Power 5 Conference title and the No. 3 national ranking
- Averaged a double-double in his final season at Westchester High School (19.0 ppg, 10.0 rpg) in Los Angeles

2018-19 GAME-BY-GAME STATISTICS

Date	Opponent	Min	FG	3-pt	FT	Pts	Rebs	A	TO	B	S
11-10	Western Michigan	8	1-2	0-0	0-0	2	0	2	0	0	0
11-16	Butler	1	0-0	0-0	0-0	0	0	0	0	0	0
11-20	Nicholls	2	0-1	0-0	0-0	0	1	2	0	0	0
11-23	Baylor	5	0-1	0-0	2-2	2	2	0	1	0	0
11-24	Cincinnati	6	0-0	0-0	0-0	0	0	0	1	0	0
11-28	San Diego	4	0-1	0-0	0-0	0	1	0	0	1	0
12-1	ULM	11	1-2	0-0	0-0	2	4	1	0	1	2
12-8	Illinois State	1	1-1	0-0	0-0	2	1	0	0	0	0
12-12	Southeastern Louisiana	4	1-1	0-0	0-0	2	1	1	1	0	0
12-16	Chattanooga	9	1-2	0-1	0-0	2	2	3	0	0	1
12-21	Middle Tennessee	9	1-2	0-0	0-0	2	3	0	0	2	1
12-29	Florida Gulf Coast	8	0-1	0-0	0-0	0	0	1	0	0	0
1-5	Vanderbilt	DNP									
TOTALS		68	6-14	0-1	2-2	14	15	10	3	4	4

* Indicates start
Home games in bold

CAREER HIGHS

POINTS 2, 7x, MR: vs. Middle Tennessee (12/21/18)	THREE-POINTERS ---
REBOUNDS 4, vs. ULM (12/1/18)	ASSISTS 3, vs. Chattanooga (12/16/18)
FIELD GOALS 1, 6x, MR: vs. Middle Tennessee (12/21/18)	STEALS 2, vs. ULM (12/1/18)
FREE THROWS 2, vs. Baylor (11/23/18)	BLOCKS 2, vs. Middle Tennessee (12/21/18)

CAREER STATISTICS

YEAR	G-GS	MIN/AVG	FG-FGA	PCT	3P-3PA	PCT	FT-FTA	PCT	REB-AVG	A	TO	B	S	PTS/AVG
2018-19	12-0	68/5.7	6-14	.429	0-1	.000	2-2	1.000	15/1.3	10	3	4	4	14/1.2
TOTAL	12-0	68/5.7	6-14	.429	0-1	.000	2-2	1.000	15/1.3	10	3	4	4	14/1.2



#2 DEVONTAE SHULER

6-2 • 192 • SO • G

Hometown: Irmo, S.C.
High School: Oak Hill Academy

Shuler Facts

- His 14 points in the opener last season were the most by a Rebel in a debut since Trevor Gaskins in 2007.
- 4-star guard rated the No. 100 player in the nation by 247Sports and Scout.com out of high school
- Helped lead perennial powerhouse Oak Hill Academy to a national championship as a junior
- Chose Ole Miss over Miami (Fla.), Oklahoma State, South Carolina and USC

2018-19 GAME-BY-GAME STATISTICS

Date	Opponent	Min	FG	3-pt	FT	Pts	Rebs	A	TO	B	S
11-10	Western Michigan*	29	5-6	3-4	0-0	13	1	0	0	0	2
11-16	Butler*	37	1-6	1-4	1-2	4	8	5	1	0	3
11-20	Nicholls*	34	3-6	1-2	2-2	9	7	6	3	0	3
11-23	Baylor*	38	1-5	0-2	2-3	4	4	3	3	0	2
11-24	Cincinnati*	33	9-14	2-5	4-4	24	6	0	1	1	1
11-28	San Diego*	37	4-8	1-2	4-5	13	3	4	4	0	0
12-1	ULM*	29	1-5	1-4	0-0	3	3	6	1	0	0
12-8	Illinois State*	31	3-6	0-2	2-2	8	5	2	3	0	4
12-12	Southeastern Louisiana*	32	7-10	3-4	2-2	19	2	3	1	1	1
12-16	Chattanooga*	31	3-6	2-4	1-1	9	4	3	2	1	1
12-21	Middle Tennessee*	30	3-8	1-2	0-0	7	4	2	1	1	2
12-29	Florida Gulf Coast*	26	4-8	1-4	2-3	11	2	5	0	0	1
1-5	Vanderbilt*	37	2-10	0-4	7-8	11	7	6	2	0	2
TOTALS		424	46-98	16-43	27-32	135	56	45	22	4	22

* Indicates start
Home games in bold

CAREER HIGHS

POINTS	24, vs. Cincinnati (11/24/18)	THREE-POINTERS	4 vs. Louisiana (11/10/17)
REBOUNDS	8, 3x, MR: at Butler (11/16/18)	ASSISTS	6, 2x, MR: vs. ULM (12/1/18)
FIELD GOALS	9, vs. Cincinnati (11/24/18)	STEALS	4, 3x, MR: at Illinois State (12/8/18)
FREE THROWS	7, at Vanderbilt (1/5/19)	BLOCKS	1, 7x, MR: vs. Middle Tennessee (12/21/18)

CAREER STATISTICS

YEAR	G-GS	MIN/AVG	FG-FGA	PCT	3P-3PA	PCT	FT-FTA	PCT	REB-AVG	A	TO	B	S	PTS/AVG
2017-18	32-9	603/18.8	74-210	.352	30-116	.259	15-20	.750	87-2.7	34	25	3	32	193/6.0
2018-19	13-13	424/32.6	46-98	.469	16-43	.372	27-32	.844	56-4.3	45	22	4	22	135/10.4
TOTAL	45-22	1027/22.8	120-308	.390	46-159	.289	42-52	.808	143-3.2	79	47	7	54	328/7.3



#12 BRUCE STEVENS

6-8 • 252 • SR • F

Hometown: Louin, Miss.
Last School: Jones County JC

Stevens Facts

- Scored 27 points versus Illinois State, one of three 20-point games last season.
- No. 6 junior college player according to JUCORecruiting.com
- Earned NJCAA first team All-America honors as a sophomore, averaging 16.2 points and 11.6 rebounds per game
- His hometown of Louin, Mississippi has one stoplight and a population of 269.

2018-19 GAME-BY-GAME STATISTICS

Date	Opponent	Min	FG	3-pt	FT	Pts	Rebs	A	TO	B	S
11-10	Western Michigan	18	2-5	2-3	0-0	6	5	1	3	0	2
11-16	Butler	10	3-5	0-2	0-0	6	1	0	0	0	0
11-20	Nicholls*	18	6-10	0-2	1-2	13	4	0	1	0	0
11-23	Baylor*	33	7-13	1-2	2-2	17	8	1	4	0	1
11-24	Cincinnati*	24	3-6	0-1	2-2	8	3	0	1	0	1
11-28	San Diego*	18	2-3	0-1	0-0	4	3	2	0	0	1
12-1	ULM	18	4-8	1-4	0-0	9	7	1	1	0	0
12-8	Illinois State*	15	5-7	1-1	0-0	11	4	0	0	0	1
12-12	Southeastern Louisiana*	23	3-6	0-1	0-0	6	7	0	1	0	0
12-16	Chattanooga	15	6-7	1-2	2-2	15	1	1	0	2	0
12-21	Middle Tennessee	26	4-9	2-6	2-4	12	4	2	1	0	1
12-29	Florida Gulf Coast	22	4-5	1-2	2-2	11	4	1	0	0	1
1-5	Vanderbilt	15	2-6	0-2	0-0	4	3	0	1	0	0
TOTALS		255	51-90	9-29	11-14	122	54	9	13	2	8

* Indicates start

Home games in bold

CAREER HIGHS

POINTS

27, vs. Illinois State (12/16/17)

REBOUNDS

13, 2x, MR: vs. South Carolina (3/7/18)

FIELD GOALS

9, at Texas A&M (1/16/18)

FREE THROWS

13, vs. Illinois State (12/16/17)

THREE-POINTERS

3, vs. South Carolina (3/7/18)

ASSISTS

3, 4x, MR: at Arkansas (1/20/18)

STEALS

3, at Missouri (2/20/18)

BLOCKS

2, 4x, MR: vs. Chattanooga (12/16/18)

CAREER STATISTICS

YEAR	G-GS	MIN/AVG	FG-FGA	PCT	3P-3PA	PCT	FT-FTA	PCT	REB-AVG	A	TO	B	S	PTS/AVG
2017-18	32-19	715/22.3	121-235	.515	14-51	.275	89-117	.761	171-5.3	38	35	16	16	345/10.8
2018-19	13-6	255/19.6	51-90	.567	9-29	.310	11-14	.786	54-4.2	9	13	2	8	122/9.4
TOTAL	45-25	970/21.6	172-325	.529	23-80	.288	100-131	.763	225-5.0	47	48	18	24	467/10.4



#4 BREEIN TYREE

6-2 • 195 • JR • G

Hometown: Somerset, N.J.
High School: St. Joseph's

Tyree Facts

- Serves as Chair of the SEC Men's Basketball Leadership Council
- 11 career 20-point games, including one 30-point game
- In each of his last two seasons, his scoring production increased in SEC play.
- Tore his ACL heading into his freshman season, but bounced back to start the final 20 games of the 2016-17 campaign
- Cousin is David Tyree, Super Bowl champion and former wide receiver of the New York Giants, and he also was high school teammates with Karl Anthony-Towns.

2018-19 GAME-BY-GAME STATISTICS

Date	Opponent	Min	FG	3-pt	FT	Pts	Rebs	A	TO	B	S
11-10	Western Michigan*	26	5-11	0-5	4-6	14	4	3	2	1	2
11-16	Butler*	35	6-11	3-6	2-3	17	4	1	3	0	0
11-20	Nicholls*	36	4-10	0-3	2-2	10	4	6	4	0	0
11-23	Baylor*	33	6-11	3-5	13-17	28	2	3	0	0	2
11-24	Cincinnati*	32	4-11	0-5	6-6	14	1	1	2	1	0
11-28	San Diego*	28	6-7	2-3	8-8	22	6	3	4	0	2
12-1	ULM*	30	8-15	4-9	0-1	20	3	3	2	0	1
12-8	Illinois State*	39	6-17	3-10	7-7	22	7	6	1	0	0
12-12	Southeastern Louisiana*	34	1-5	1-3	0-0	3	3	3	1	1	0
12-16	Chattanooga*	23	7-12	3-4	3-5	20	3	3	1	0	1
12-21	Middle Tennessee*	32	10-13	4-6	0-0	24	2	1	4	0	2
12-29	Florida Gulf Coast*	29	5-8	3-4	1-1	14	3	6	4	1	4
1-5	Vanderbilt*	36	11-16	3-5	6-6	31	4	3	2	1	0
TOTALS		413	79-147	29-68	52-62	239	46	42	30	5	14

* Indicates start
Home games in bold

CAREER HIGHS

POINTS	31, at Vanderbilt (1/5/19)
REBOUNDS	8, vs. Virginia Tech (12/2/17)
FIELD GOALS	11, at Vanderbilt (1/5/19)
FREE THROWS	13, vs. Baylor (11/23/18)
THREE-POINTERS	4, 3x, MR: vs. Middle Tennessee (12/21/18)
ASSISTS	7, at Kentucky (2/28/18)
STEALS	4, vs. FGCU (12/29/18)
BLOCKS	1, 14x, MR: at Vanderbilt (1/5/19)

CAREER STATISTICS

YEAR	G-GS	MIN/AVG	FG-FGA	PCT	3P-3PA	PCT	FT-FTA	PCT	REB-AVG	A	TO	B	S	PTS/AVG
2016-17	34-23	651/19.1	85-228	.373	27-87	.310	52-74	.703	64-1.9	65	71	0	22	249/7.3
2017-18	32-23	807/25.2	122-310	.394	47-132	.356	56-80	.700	70-2.2	90	58	9	22	347/10.8
2018-19	13-13	413/31.8	79-147	.537	29-68	.426	52-62	.839	46-3.5	42	30	5	14	239/18.4
TOTAL	79-59	1871/23.7	286-685	.418	103-287	.359	160-216	.741	180-2.3	197	159	14	58	835/10.6



2018-19 Ole Miss Basketball
Ole Miss Combined Team Statistics (as of Jan 05, 2019)
All games



RECORD:	OVERALL	HOME	AWAY	NEUTRAL
ALL GAMES	11-2	6-0	2-1	3-1
CONFERENCE	1-0	0-0	1-0	0-0
NON-CONFERENCE	10-2	6-0	1-1	3-1

#	Player	gp-gs	min	avg	Total		3-Point		F-Throw		Rebounds				pf	dq	a	to	blk	stl	pts	avg		
					fg-fga	fg%	3fg-fga	3fg%	ft-fa	ft%	off	def	tot	avg										
04	Tyree,Breoin	13-13	413	31.8	79-147	.537	29-68	.426	52-62	.839	4	42	46	3.5	27	1	42	30	5	14	239	18.4		
03	Davis,Terence	13-13	378	29.1	75-151	.497	23-55	.418	24-33	.727	14	53	67	5.2	36	1	48	39	13	18	197	15.2		
02	Shuler,Devontae	13-13	424	32.6	46-98	.469	16-43	.372	27-32	.844	12	44	56	4.3	18	0	45	22	4	22	135	10.4		
12	Stevens, Bruce	13-6	255	19.6	51-90	.567	9-29	.310	11-14	.786	13	41	54	4.2	32	2	9	13	2	8	122	9.4		
00	Hinson,Blake	13-13	325	25.0	37-82	.451	17-44	.386	22-28	.786	10	27	37	2.8	35	0	20	12	5	6	113	8.7		
13	Olejniczak, Dominik	13-7	229	17.6	35-50	.700	0-0	.000	9-12	.750	17	23	40	3.1	35	0	6	15	13	8	79	6.1		
14	Buffen, KJ	13-0	278	21.4	25-58	.431	1-5	.200	25-40	.625	18	53	71	5.5	25	0	17	24	10	8	76	5.8		
20	Davis, D.C.	13-0	145	11.2	11-22	.500	5-12	.417	13-19	.684	7	12	19	1.5	11	0	10	6	0	7	40	3.1		
15	Rodriguez, Luis	12-0	68	5.7	6-14	.429	0-1	.000	2-2	1.000	7	8	15	1.3	5	0	10	3	4	4	14	1.2		
05	Halums,Brian	7-0	24	3.4	2-12	.167	0-2	.000	6-8	.750	4	0	4	0.6	3	0	2	0	0	0	10	1.4		
01	Naylor,Zach	11-0	57	5.2	2-6	.333	1-4	.250	2-2	1.000	3	8	11	1.0	8	0	4	3	1	2	7	0.6		
30	Morgano, Antonio	6-0	5	0.8	1-2	.500	0-1	.000	0-0	.000	1	0	1	0.2	2	0	0	0	0	0	2	0.3		
Team											15	29	44					5						
Total.....		0	2601		370-732	.505	101-264	.383	193-252	.766	125	340	465	0.0	237	4	213	172	57	97	1034	0.0		
Opponents.....		0	2599		299-728	.411	88-255	.345	178-247	.721	120	254	374	0.0	229	-	175	187	34	65	864	0.0		

TEAM STATISTICS	OM	OPP	Date	Opponent	Score	Att.
SCORING	1034	864	11-10-18	WESTERN MICHIGAN	w 90-64	5205
Points per game	79.5	66.5	11/16/18	at Butler	L 76-83	8328
Scoring margin	+13.1	-	11-20-18	NICHOLLS	w 75-55	5903
FIELD GOALS-ATT	370-732	299-728	11/23/18	vs Baylor	w 78-70	1250
Field goal pct	.505	.411	11/24/18	vs Cincinnati	L 57-71	1250
3 POINT FG-ATT	101-264	88-255	11-28-18	SAN DIEGO	w 93-86	5968
3-point FG pct	.383	.345	12-1-18	ULM	w 83-60	6128
3-pt FG made per game	7.8	6.8	12/08/18	at Illinois State	w 81-74	6598
FREE THROWS-ATT	193-252	178-247	12-12-18	vs Southeastern Louisiana	w 69-47	3564
Free throw pct	.766	.721	12-16-18	CHATTANOOGA	w 90-70	6344
F-Throws made per game	14.8	13.7	12/21/18	vs Middle Tennessee	w 74-56	11294
REBOUNDS	465	374	12-29-18	FGCU	w 87-57	7551
Rebounds per game	35.8	28.8	* 01/05/19	at Vanderbilt	w 81-71	10422
Rebounding margin	+7.0	-				
ASSISTS	213	175	* - Conference game			
Assists per game	16.4	13.5				
TURNOVERS	172	187				
Turnovers per game	13.2	14.4				
Turnover margin	+1.2	-				
Assist/turnover ratio	1.2	0.9				
STEALS	97	65				
Steals per game	7.5	5.0				
BLOCKS	57	34				
Blocks per game	4.4	2.6				
ATTENDANCE	37099	42706				
Home games-Avg/Game	6-6183	3-8449				
Neutral site-Avg/Game	-	4-4340				

Score by Periods	1st	2nd	Totals
Ole Miss	503	531	1034
Opponents	405	459	864



2018-19 Ole Miss Basketball
Ole Miss Combined Team Statistics (as of Jan 05, 2019)
Conference games only



RECORD:	OVERALL	HOME	AWAY	NEUTRAL
ALL GAMES	1-0	0-0	1-0	0-0
CONFERENCE	1-0	0-0	1-0	0-0
NON-CONFERENCE	0-0	0-0	0-0	0-0

#	Player	gp-gs	min	avg	Total		3-Point		F-Throw		Rebounds				pf	dq	a	to	blk	stl	pts	avg
					fg-fga	fg%	3fg-fga	3fg%	ft-fta	ft%	off	def	tot	avg								
04	Tyree,Breein	1-1	36	36.0	11-16	.688	3-5	.600	6-6	1.000	0	4	4	4.0	2	0	3	2	1	0	31	31.0
02	Shuler,Devontae	1-1	37	37.0	2-10	.200	0-4	.000	7-8	.875	2	5	7	7.0	1	0	6	2	0	2	11	11.0
00	Hinson,Blake	1-1	28	28.0	3-6	.500	1-2	.500	4-4	1.000	0	3	3	3.0	4	0	1	1	0	1	11	11.0
03	Davis,Terence	1-1	21	21.0	4-8	.500	2-4	.500	1-2	.500	0	5	5	5.0	4	0	1	2	0	1	11	11.0
13	Olejniczak, Dominik	1-1	25	25.0	4-6	.667	0-0	.000	0-1	.000	2	1	3	3.0	4	0	0	0	2	1	8	8.0
14	Buffen, KJ	1-0	20	20.0	2-4	.500	0-0	.000	1-1	1.000	2	5	7	7.0	3	0	2	4	2	1	5	5.0
12	Stevens, Bruce	1-0	15	15.0	2-6	.333	0-2	.000	0-0	.000	0	3	3	3.0	2	0	0	1	0	0	4	4.0
20	Davis, D.C.	1-0	10	10.0	0-1	.000	0-1	.000	0-0	.000	0	2	2	2.0	0	0	0	0	0	0	0	0.0
01	Naylor,Zach	1-0	8	8.0	0-0	.000	0-0	.000	0-0	.000	1	0	1	1.0	1	0	2	0	1	0	0	0.0
Team											1	0	1									
Total.....		1	200		28-57	.491	6-18	.333	19-22	.864	8	28	36	36.0	21	0	15	12	6	6	81	81.0
Opponents.....		1	200		24-60	.400	6-20	.300	17-29	.586	13	22	35	35.0	16	-	13	10	5	7	71	71.0

TEAM STATISTICS	OM	OPP	Date	Opponent	Score	Att.
SCORING	81	71	* 01/05/19	at Vanderbilt	w 81-71	10422
Points per game	81.0	71.0				
Scoring margin	+10.0	-				
FIELD GOALS-ATT	28-57	24-60				
Field goal pct	.491	.400				
3 POINT FG-ATT	6-18	6-20				
3-point FG pct	.333	.300				
3-pt FG made per game	6.0	6.0				
FREE THROWS-ATT	19-22	17-29				
Free throw pct	.864	.586				
F-Throws made per game	19.0	17.0				
REBOUNDS	36	35				
Rebounds per game	36.0	35.0				
Rebounding margin	+1.0	-				
ASSISTS	15	13				
Assists per game	15.0	13.0				
TURNOVERS	12	10				
Turnovers per game	12.0	10.0				
Turnover margin	-2.0	-				
Assist/turnover ratio	1.3	1.3				
STEALS	6	7				
Steals per game	6.0	7.0				
BLOCKS	6	5				
Blocks per game	6.0	5.0				
ATTENDANCE	0	10422				
Home games-Avg/Game	0-0	1-10422				
Neutral site-Avg/Game	-	0-0				

Score by Periods	1st	2nd	Totals
Ole Miss	35	46	81
Opponents	32	39	71

* - Conference game