



2018-19 AUBURN MEN'S BASKETBALL

SCHEDULE/RESULTS

DATE	OPPONENT	TIME/RESULT
Nov. 6	South Alabama (SECN)	W, 101-58
Nov. 9	#25 Washington (SECN)	W, 88-66
Nov. 14	Mississippi College (SEC+)	W, 103-52
Nov. 19	! vs. Xavier (ESPN2)	W, 88-79 (OT)
Nov. 20	! vs. #1 Duke (ESPN)	L, 78-72
Nov. 21	! vs. Arizona (ESPN2)	W, 73-57
Nov. 28	Saint Peter's (SEC+)	W, 99-49
Dec. 4	UNC Asheville (SECN)	W, 67-41
Dec. 8	Dayton (SECN)	W, 82-72
Dec. 15	@ at UAB (CBSSN)	W, 75-71 (OT)
Dec. 19	at NC State (ESPN2)	L, 78-71
Dec. 22	Murray State (SECN)	W, 93-88
Dec. 29	North Florida (SEC+)	W, 95-49
Jan. 9	* at Ole Miss (ESPN2)	6:00 pm
Jan. 12	* Georgia (ESPN2)	3:00 pm
Jan. 16	* at Texas A&M (ESPN2/U)	6:00 pm
Jan. 19	* Kentucky (ESPN)	3:00 pm
Jan. 22	* at South Carolina (SECN)	5:30 pm
Jan. 26	* at Mississippi State (SECN)	7:30 pm
Jan. 30	* Missouri (SECN)	7:30 pm
Feb. 2	* Alabama (ESPN/2/U)	7:00 pm
Feb. 5	* Florida (ESPN/2/U)	8:00 pm
Feb. 9	* at LSU (ESPN/2/U)	1:00 pm
Feb. 13	* Ole Miss (SECN)	7:30 pm
Feb. 16	* at Vanderbilt (ESPN/2/U)	11:00 am
Feb. 20	* Arkansas (SECN)	7:30 pm
Feb. 23	* at Kentucky (CBS)	12:30 pm
Feb. 27	* at Georgia (ESPN2/U)	8:00 pm
Mar. 2	* Mississippi State (ESPN/2/U)	3:00 pm
Mar. 5	* at Alabama (ESPN/2/U/SECN)	8:00 pm
Mar. 8	* Tennessee (ESPN/2)	11:00 am

All times Central

! - Maui Invitational (Maui, Hawaii)

@ - Mike Slive Invitational (Birmingham, Ala./Legacy Arena)

MATCHUP



#11/10 Auburn Tigers (11-2, 0-0 SEC)

Head Coach: Bruce Pearl, 24th season (543-209), 5th season at AU (81-64)

VS



Ole Miss Rebels (11-2, 1-0 SEC)

Head Coach: Kermit Davis, 24th season (480-265), 1st season at OM (11-2)

Date / Time _____ Jan. 9, 2019 / 6 pm CT
 Site / Venue _____ Oxford, Miss. / The Pavilion (9,500)
 TV _____ ESPN2
 Pxp _____ Karl Ravech
 Analyst _____ Seth Greenberg
 Radio _____ AU Sports Network / 93.9 Tiger FM / TuneIn
 Pxp _____ Rod Bramblett
 Analyst _____ Sonny Smith

Series History

Overall	Auburn leads 75-60
In Auburn	Auburn leads 50-15
In Oxford	Ole Miss leads 41-24
Neutral Site	Ole Miss leads 4-1
Last Meeting	AU, 79-70 (1/30/18)
Streak	Auburn W2

» Auburn is ranked No. 11 in this week's AP poll. The Tigers have been ranked 20 straight weeks, which is the second-longest streak in program history, only trailing the 30-week streak in 1999-2000. Auburn's has the eighth-longest active streak in the country.

» Auburn has started 11-2 or better for the second straight season. Prior to last season's 21-2 start, the Tigers only had one start of 11-2 or better in the past 17 years. Auburn has won at least 10 of its first 13 games three straight years after doing so just once in the previous 12 years.

» Auburn is coming off an 11-day layoff since knocking off North Florida 95-49 on Dec. 29. It's the longest layoff for the Tigers since an 11-day layoff between losing to Illinois 81-62 on Dec. 8 and defeating Clemson 66-64 on Dec. 19 in 2013. The game will just be Auburn's second game in the last 18 days.

» Auburn is the ninth-most efficient offensive team in the country with an average of 116.2 points per 100 possessions, according to KenPom. In addition, the Tigers are also the 28th-most efficient defensive team in the nation. Auburn allows just 93.6 points per 100 possessions. The Tigers tout the 11th-highest adjusted efficiency margin at +22.58.

» After being one of the youngest teams in the NCAA last year with one senior, Auburn boasts 13 upperclassmen and has 4,182 career points returning for the 2018-19 season - eighth-highest in the country.

» Auburn is one of just seven programs without a scholarship freshman on its roster, joining Alcorn State, Bethune-Cookman, Louisville, South Alabama, Tulsa and UT Martin.

PROBABLE AUBURN STARTERS





Pos.	No.	Name	Ht.	Wt.	Cl.	Hometown (Last School)	PPG	RPG	APG	Blk	Stl	FG%	FT%
G	1	Jared Harper	5-11	175	Jr.	Mableton, Ga. (Pebblebrook HS)	14.9	3.2	6.8	0	12	.390	.867
G	2	Bryce Brown	6-3	198	Sr.	Stone Mountain, Ga. (Tucker HS)	15.3	2.4	2.4	2	14	.418	.769
F	5	Chuma Okeke	6-8	230	So.	Atlanta, Ga. (Westlake HS)	10.7	6.4	2.4	18	26	.524	.682
G	10	Samir Doughty	6-4	195	Jr.	Philadelphia, Pa. (VCU)	8.6	4.2	2.2	0	19	.513	.950
C	50	Austin Wiley	6-11	260	Jr.	Hoover, Ala. (Calusa Prep)	11.9	5.8	0.1	25	4	.636	.596
F	0	Horace Spencer	6-8	225	Sr.	Philadelphia, Pa. (Findlay Prep)	4.2	4.7	0.5	6	8	.440	.476
F	3	Danjel Purifoy	6-7	230	Jr.	Centreville, Ala. (Hargrave Military Academy)	1.0	1.0	0.3	0	2	.286	.000
G/F	4	Malik Dunbar	6-6	230	Sr.	North Augusta, S.C. (Col. of Central Florida)	8.5	3.8	0.8	4	14	.467	.643
G	12	J'Von McCormick	6-0	175	Jr.	New Orleans, La. (Lee College)	3.7	0.9	1.7	0	15	.581	.400
F	24	Anfernee McLemore	6-7	220	Jr.	Warwick, Ga. (Worth County)	6.5	4.5	0.2	22	16	.438	.560

PROBABLE OLE MISS STARTERS

Pos.	No.	Name	Ht.	Wt.	Cl.	Hometown (Last School)	PPG	RPG	APG	Blk	Stl	FG%	FT%
G/F	0	Blake Hinson	6-7	229	Fr.	Deltona, Fla. (Sunrise Christian Academy)	8.7	2.8	1.5	5	6	.451	.786
G	2	Devontae Shuler	6-2	192	So.	Irmo, S.C. (Oak Hill Academy)	10.4	4.3	3.5	4	22	.469	.844
G	3	Terence Davis	6-4	205	Sr.	Southaven, Miss. (Southaven HS)	15.2	5.2	3.7	13	18	.497	.727
G	4	Breein Tyree	6-2	195	Jr.	Somerset, N.J. (St. Joseph HS)	18.4	3.5	3.2	5	14	.537	.839
C	13	Dominik Olejniczak	7-0	260	Jr.	Torun, Poland (Drake)	6.1	3.1	0.5	13	8	.700	.750
F	1	Zach Naylor	6-8	220	Jr.	Houston, Texas (Weatherford College)	0.6	1.0	0.4	1	2	.333	1.000
F	12	Bruce Stevens	6-8	252	Sr.	Louin, Miss. (Jones County JC)	9.4	4.2	0.7	2	8	.567	.786
F	14	KJ Buffen	6-7	220	Fr.	Gainesville, Ga. (Gainesville HS)	5.8	5.5	1.3	10	8	.431	.625
G	20	D.C. Davis	5-11	185	Sr.	Purvis, Miss. (Jones County JC)	3.1	1.5	0.8	0	7	.500	.684

MEDIA SPOT CHART

(probable starters in orange)

	0	HORACE SPENCER	<p>SR » F » 6-8 » 225 » Philadelphia, Pa. » Findlay Prep</p> <ul style="list-style-type: none"> • 10 offensive reb vs. Miss. College (1 shy of Auburn record) • 5th on career blocks list with 142; Charles Barkley had 145 • LAST GAME: 6 pts, 2 reb, 1 stl, 1-2 3-pt in 14 min vs. North Florida 	<p>Career-Highs Pts _____ 14 Reb _____ 17 Ast _____ 3 Blk _____ 7 Min _____ 29</p>
	1	JARED HARPER	<p>JR » G » 5-11 » 175 » Mableton, Ga. » Pebblebrook HS</p> <ul style="list-style-type: none"> • Team-high 7.2 ppg during 2nd half this season • Team has scored 218 points off assists from Harper • LAST GAME: 9 pts, 10 ast, 4 reb in 27 min vs. North Florida 	<p>Career-Highs Pts _____ 31 Reb _____ 6 (3x) Ast _____ 14 Stl _____ 4 (3x) Min _____ 43</p>
	2	BRYCE BROWN	<p>SR » G » 6-3 » 198 » Stone Mountain, Ga. » Tucker HS</p> <ul style="list-style-type: none"> • Broke Auburn record for 3s vs. AZ; has 282, Wesley Person had 262 • Holding defensive matchup to 33% FG (47-141), 89 TO, 31 AST • LAST GAME: 18 pts, 4 ast, 2 reb, 2 stl in 24 min vs. North Florida 	<p>Career-Highs Pts _____ 34 Reb _____ 6 Ast _____ 5 (5x) Stl _____ 3 (6x) Min _____ 43</p>
	3	DANJEL PURIFOY	<p>JR » F » 6-7 » 230 » Centreville, Ala. » Hargrave Military Academy</p> <ul style="list-style-type: none"> • Saw first action in 647 days on March 8, 2017 at UAB • Led team with 88% shooting from the foul line in 2016-17 • LAST GAME: 2 pts, 1 ast, 1 reb in 8 min vs. North Florida 	<p>Career-Highs Pts _____ 27 (2x) Reb _____ 15 Ast _____ 9 Stl _____ 3 (6x) Min _____ 39</p>
	4	MALIK DUNBAR	<p>SR » G/F » 6-6 » 230 » North Augusta, S.C. » Col. of Central Florida</p> <ul style="list-style-type: none"> • 8.5 ppg, 3.9 rpg, 46% FG in games won this year • Team is 8-1 when he scores in double figures in his career • LAST GAME: 11 pts, 3 reb, 2 ast, 2 stl in 23 min vs. North Florida 	<p>Career-Highs Pts _____ 16 Reb _____ 8 Ast _____ 2 (3x) Stl _____ 5 Min _____ 26</p>
	5	CHUMA OKEKE	<p>SO » F » 6-8 » 230 » Atlanta, Ga. » Westlake HS</p> <ul style="list-style-type: none"> • 11.5 ppg, 6.5 rpg, 57% FG, 41% 3-pt in games won this season • Team is 5-0 when he makes 3+ 3s in a game in his career • LAST GAME: 12 pts, 5 reb, 5 stl, 2 ast in 27 min vs. North Florida 	<p>Career-Highs Pts _____ 20 Reb _____ 10 (5x) Ast _____ 5 (2x) Blk _____ 3 (2x) Min _____ 34 (2x)</p>
	10	SAMIR DOUGHTY	<p>JR » G » 6-4 » 195 » Philadelphia, Pa. » VCU</p> <ul style="list-style-type: none"> • 8.6 ppg, 4.6 rpg, 56% FG, 50% 3-pt in last 5 games • 19 steals in 13 games of season • LAST GAME: 4 pts, 2 reb, 2-4 FG in 14 min vs. North Florida 	<p>Career-Highs Pts _____ 23 Reb _____ 10 Ast _____ 10 Stl _____ 4 (2x) Min _____ 34 (2x)</p>
	12	J'VON MCCORMICK	<p>JR » G » 6-0 » 175 » New Orleans, La. » Lee College</p> <ul style="list-style-type: none"> • Career-highs in pts (14), ast (3) and stl (3) at NC State • Known as quick floor general with ability to take it to the rack • LAST GAME: 3 pts, 4 ast, 3 stl, 1 reb in 16 min vs. North Florida 	<p>Career-Highs Pts _____ 14 Reb _____ 4 Ast _____ 4 Stl _____ 3 (4x) Min _____ 22</p>
	20	MYLES PARKER	<p>FR » F » 6-8 » 200 » Madison, Ala. » Madison Academy</p> <ul style="list-style-type: none"> • Made first appearance in Auburn uniform vs. South Alabama • Lengthy forward with potential to contribute early in career • LAST GAME: 2 pts in 2 min vs. North Florida 	<p>Career-Highs Pts _____ 2 (2x) Reb _____ 0 Ast _____ 0 Stl _____ 1 Min _____ 6</p>
	22	WILL MACOY	<p>JR » G » 6-4 » 200 » Birmingham, Ala. » Vestavia Hills HS</p> <ul style="list-style-type: none"> • Walk-on with loads of athleticism, primarily practice squad player • Played in 20 career games • LAST GAME: 2 pts, 1 blk, 1 stl in 2 min vs. North Florida 	<p>Career-Highs Pts _____ 8 Reb _____ 1 (3x) Ast _____ 0 Stl _____ 1 (3x) Min _____ 5</p>
	24	ANFERNEE MCLEMORE	<p>JR » F » 6-7 » 220 » Warwick, Ga. » Worth County HS</p> <ul style="list-style-type: none"> • 7.4 ppg, 4.3 rpg, 48% FG in games won this season • 7th on career block list with 132; 6th has 133 blk (Pat Burke) • LAST GAME: 11 pts, 8 reb, 4 stl, 2 blk in 22 min vs. North Florida 	<p>Career-Highs Pts _____ 19 (3x) Reb _____ 13 Ast _____ 2 (3x) Blk _____ 6 Min _____ 30</p>
	41	COLE BLACKSTOCK	<p>SR » F » 6-9 » 260 » Killen, Ala. » Brooks HS</p> <ul style="list-style-type: none"> • Walk-on who primarily competes as practice squad player • Appeared in 27 career games • LAST GAME: 2 pts, 1 blk, 2-2 FT in 3 min vs. North Florida 	<p>Career-Highs Pts _____ 3 Reb _____ 2 (3x) Ast _____ 0 Blk _____ 1 (3x) Min _____ 5</p>
	50	AUSTIN WILEY	<p>JR » C » 6-11 » 260 » Hoover, Ala. » Calusa Prep</p> <ul style="list-style-type: none"> • Double-double (17 pts, 10 reb) in first start of 18-19 vs. Murray State • Team is 3-1 in his career when he has 8+ FT att. • LAST GAME: 13 pts, 7 reb, 2 blk, 6-11 FG in 13 min vs. North Florida 	<p>Career-Highs Pts _____ 25 Reb _____ 11 Ast _____ 1 (6x) Blk _____ 5 (2x) Min _____ 26 (2x)</p>

2018-19 NUMERICAL ROSTER

No.	Name	Pos.	Ht.	Wt.	Cl.	Hometown (Last School)
0	Horace Spencer	F	6-8	225	Sr.	Philadelphia, Pa. (Findlay Prep)
1	Jared Harper	G	6-0	175	Jr.	Mableton, Ga. (Pebblebrook)
2	Bryce Brown	G	6-3	198	Sr.	Stone Mountain, Ga. (Tucker)
3	Danjel Purifoy	F	6-7	230	Jr.	Centreville, Ala. (Hargrave Military Academy)
4	Malik Dunbar	G/F	6-6	230	Sr.	North Augusta, S.C. (College of Central Florida)
5	Chuma Okeke	F	6-8	230	So.	Atlanta, Ga. (Westlake)
10	Samir Doughty	G	6-4	195	Jr.	Philadelphia, Pa. (VCU)
12	J'Von McCormick	G	6-0	175	Jr.	New Orleans, La. (Lee College)
14	Preston Cook	G	6-4	190	Fr.	Auburn, Ala. (Auburn)
20	Myles Parker	F	6-8	200	Fr.	Madison, Ala. (Madison Academy)
21	Devontae Williams	G	6-5	215	Jr.	Opp, Ala. (Opp)
22	Will Macoy	G	6-4	200	Jr.	Birmingham, Ala. (Vestavia Hills)
23	Jamal Johnson*	G	6-4	185	So.	Birmingham, Ala. (Memphis)
24	Anfernee McLemore	F	6-7	220	Jr.	Warwick, Ga. (Worth County)
33	Chase Maasdorp	G	6-0	170	Fr.	Lakewood Ranch, Fla. (The Out-of-Door Academy)
41	Cole Blackstock	F	6-9	260	Sr.	Killen, Ala. (Brooks)
50	Austin Wiley	C	6-11	260	Jr.	Hoover, Ala. (Calusa Prep)
54	Thomas Collier	F	6-9	215	Jr.	Birmingham, Ala. (Briarwood Christian)

* will redshirt 2018-19 season after transferring and have three years of eligibility remaining

- Head Coach:** Bruce Pearl (5th season)
- Assistant Coach:** Ira Bowman (1st season)
- Assistant Coach:** Wes Flanigan (1st season)
- Assistant Coach:** Steven Pearl (5th season)
- Director of Operations:** Chad Prewett (4th season)
- Assistant Director of Operations:** Mike Burgomaster (3rd season)
- Athletic Trainer:** Clark Pearson (10th season)
- Strength & Conditioning Coach:** Damon Davis (10th season)
- Video Coordinator:** Ian Borders (1st season)

2018-19 ALPHABETICAL ROSTER

No.	Name	Pos.	Ht.	Wt.	Cl.	Hometown (Last School)
41	Cole Blackstock	F	6-9	260	Sr.	Killen, Ala. (Brooks)
2	Bryce Brown	G	6-3	198	Sr.	Stone Mountain, Ga. (Tucker)
54	Thomas Collier	F	6-9	215	Jr.	Birmingham, Ala. (Briarwood Christian)
14	Preston Cook	G	6-4	190	Fr.	Auburn, Ala. (Auburn)
10	Samir Doughty	G	6-4	195	Jr.	Philadelphia, Pa. (VCU)
4	Malik Dunbar	G/F	6-6	230	Sr.	North Augusta, S.C. (College of Central Florida)
1	Jared Harper	G	6-0	175	Jr.	Mableton, Ga. (Pebblebrook)
23	Jamal Johnson*	G	6-4	185	So.	Birmingham, Ala. (Memphis)
22	Will Macoy	G	6-4	200	Jr.	Birmingham, Ala. (Vestavia Hills)
33	Chase Maasdorp	G	6-0	170	Fr.	Lakewood Ranch, Fla. (The Out-of-Door Academy)
12	J'Von McCormick	G	6-0	175	Jr.	New Orleans, La. (Lee College)
24	Anfernee McLemore	F	6-7	220	Jr.	Warwick, Ga. (Worth County)
0	Horace Spencer	F	6-8	225	Sr.	Philadelphia, Pa. (Findlay Prep)
5	Chuma Okeke	F	6-8	230	So.	Atlanta, Ga. (Westlake)
20	Myles Parker	F	6-8	200	Fr.	Madison, Ala. (Madison Academy)
3	Danjel Purifoy	F	6-7	230	Jr.	Centreville, Ala. (Hargrave Military Academy)
50	Austin Wiley	C	6-11	260	Jr.	Hoover, Ala. (Calusa Prep)
21	Devontae Williams	G	6-5	215	Jr.	Opp, Ala. (Opp)

ROSTER BY CLASS

- Freshmen (3)**
Preston Cook, Chase Maasdorp, Myles Parker
- Sophomores (2)**
Jamal Johnson, Chuma Okeke
- Juniors (9)**
Thomas Collier, Samir Doughty, Jared Harper, Will Macoy, J'Von McCormick, Anfernee McLemore, Danjel Purifoy, Austin Wiley, Devontae Williams
- Seniors (4)**
Cole Blackstock, Bryce Brown, Malik Dunbar, Horace Spencer

PRONUNCIATION GUIDE

- SAMIR DOUGHTY** SAH-meer DOW-tee
- MALIK** Dunbar Muh-LEEK
- J'VON** McCormick JAY-vahn
- ANFERNEE** McLemore ANN-fur-knee
- CHUMA OKEKE** CHOO-muh oh-KEE-KEE
- DANJEL PURIFOY** DAN-jel PURE-a-foy
- HORACE** Spencer HOR-us
- MAASDORP** CHASE MAAHS-doorp

QUICK FACTS

UNIVERSITY INFORMATION

Location _____ Auburn, Ala.
 Founded _____ 1856
 Enrollment _____ 25,469
 Nickname _____ Tigers
 Colors _____ Burnt Orange and Navy Blue
 Conference _____ Southeastern (SEC)

ADMINISTRATION

President _____ Dr. Steven Leath
 Director of Athletics _____ Allen Greene
 Athletics Phone _____ 855-282-2010

BASKETBALL STAFF INFORMATION

Head Coach _____ Bruce Pearl
 Alma Mater _____ Boston College '82
 Career Record _____ 543-209 (.722)
 Seasons _____ 24th
 Record at Auburn _____ 81-64 (.559)
 Seasons _____ 5th
 Assistant Coach _____ Ira Bowman
 Alma Mater _____ Penn '96
 Assistant Coach _____ Wes Flanigan
 Alma Mater _____ Auburn '97
 Assistant Coach _____ Steven Pearl
 Alma Mater _____ Tennessee '10
 Director of Operations _____ Chad Prewett
 Alma Mater _____ Troy State '94
 Assistant Director of Ops _____ Mike Burgomaster
 Alma Mater _____ Miami '16
 Athletic Trainer _____ Clark Pearson
 Alma Mater _____ Kentucky '96
 Strength & Conditioning Coach _____ Damon Davis
 Alma Mater _____ Western Illinois '03
 Video Coordinator _____ Ian Borders
 Alma Mater _____ Louisville '07

PROGRAM INFORMATION

First Year of Basketball _____ 1905-06
 All-Time Record _____ 1330-1181-1 (.530)
 All-Time SEC Record _____ 599-735 (.449)
 SEC Championships _____ 3 (1960, 1999, 2018)
 SEC Tournament Titles _____ 1 (1985)
 NCAA Tournament Appearances _____ 9
 NCAA Tournament Record _____ 13-9
 All-Americans _____ 13
 All-SEC Selections _____ 91

TEAM INFORMATION

2017-18 Record _____ 26-8
 SEC Record / Finish _____ 13-5 / 1st
 Home / Away / Neutral _____ 15-1 / 7-4 / 4-3
 Associated Press Final Ranking _____ 19
 USA Today Final Ranking _____ 23
 Letterwinners Returning / Lost _____ 11 / 4
 Starters Returning / Lost _____ 3 / 2
 Newcomers _____ 2

ATHLETICS COMMUNICATIONS

Associate AD _____ Kirk Sampson
 Assistant Director (MBB Contact) _____ Cody Voga
 Cell _____ 334-750-9023
 Email _____ voga@auburn.edu

SOCIAL MEDIA

Instagram _____ @AuburnMBB / @AuburnTigers
 Twitter _____ @AuburnMBB / @AuburnTigers
 Facebook _____ @AuburnMBB / @AuburnTigers
 Hashtags _____ #WarEagle / #UnfinishedBusiness

BRUCE PEARL

Head Coach
5th year at Auburn • 81-64
24th year overall • 543-209



- 7 National Coach of the Year Awards
- 2006 Basketball Times, CBSsportsline, Sporting News National Coach of the Year
- 2008 SEC Co-Coach of the Year
- 2008 Rupp Cup Co-winner
- 2006 & 2008 AP SEC Coach of the Year
- Has advanced to postseason play in 19 of 23 years as a head coach
- Set single-season wins records at three different schools (29 at Southern Indiana in 1995; 26 at Wisconsin-Milwaukee in 2005; 31 at Tennessee in 2008)
- Bruce Pearl's teams have led their conference in scoring 17 of the 23 years that he has been a head coach. His squads were the SEC's scoring champion in four of his six seasons at Tennessee, averaging 77.4 ppg while allowing 70.5 ppg
- One of just seven active head coaches who has led his teams to at least 10 NCAA Sweet 16 appearances (10 total)
- Bruce Pearl is ranked second in the SEC among current head coaches in career winning percentage (.718), fifth in winning percentage as a SEC head coach (.622), fifth in average wins per year as a SEC head coach (21.0) and fifth in SEC games only win pct. (.540, 81-70)
- Bruce Pearl is the 11th coach in SEC history to win four conference crowns (overall or division) in a 10-year span. He is on the same list as Adolph Rupp (UK), Babe McCarthy (MSU), Billy Donovan (UF), Dale Brown (LSU), Joe Hall (UK), John Calipari (UK), Nolan Richardson (ARK), Rick Pitino (UK), Rick Stansbury (MSU) and Tubby Smith (UK)
- Auburn sold out of season tickets for the fourth straight time in 2017-18, all under Pearl, to continue the school record streak. Prior to Pearl, the only other time the Tigers sold out of season tickets came in the 1999-2000 season
- Auburn averaged 8,221 in its 15 home games during the 2017-18 season, which included seven sellouts in the nine SEC games. The 8,221 average is the highest in Auburn Arena history
- In 23 years as a head coach, Bruce Pearl's teams have finished either first or second in conference play 16 times
- At the Division I level, Pearl's teams have topped the 100-point mark 18 times, including a high of 124 in 2009 as well as 121 in the 2007 NCAA Tournament. In his second year as a coach at Southern Indiana the team averaged 101.7 ppg
- In the past two seasons, Auburn has the best non-conference record in the SEC during the regular season at 23-3 (.885), while scheduling perennial NCAA Tournament teams in Dayton, Middle Tennessee, Murray State, Oklahoma, Texas Tech and UConn.

HEAD COACHING RECORD

Year	School	Record	Postseason
1992-93	Southern Indiana	22-7	NCAA Region 3rd Place
1993-94	Southern Indiana	28-4	NCAA Runner-Up
1994-95	Southern Indiana	29-4	NCAA Champions
1995-96	Southern Indiana	25-4	NCAA Sweet 16
1996-97	Southern Indiana	23-5	NCAA First Round
1997-98	Southern Indiana	27-6	NCAA Sweet 16
1998-99	Southern Indiana	26-6	NCAA Sweet 16
1999-00	Southern Indiana	25-6	NCAA Sweet 16
2000-01	Southern Indiana	26-4	NCAA First Round
Total		231-46	
2001-02	Milwaukee	16-13	-
2002-03	Milwaukee	24-8	NCAA First Round
2003-04	Milwaukee	20-11	NIT First Round
2004-05	Milwaukee	26-6	NCAA Sweet 16
Total		86-38	
2005-06	Tennessee	22-8	NCAA Second Round
2006-07	Tennessee	24-11	NCAA Sweet 16
2007-08	Tennessee	31-5	NCAA Sweet 16
2008-09	Tennessee	21-13	NCAA First Round
2009-10	Tennessee	28-9	NCAA Elite Eight
2010-11	Tennessee	19-15	-
Total		145-61	
2014-15	Auburn	15-20	-
2015-16	Auburn	11-20	-
2016-17	Auburn	18-14	-
2017-18	Auburn	26-8	NCAA Second Round
2018-19	Auburn	11-2	-
Total		81-64	
Career		543-209	

- His teams have been just as successful off the court as Auburn has had 18 graduates in four years – the most in the SEC. In 2018, Auburn received an Academic Progress Rate Public Recognition Award marking the first time the Tigers have been honored since the award began tracking data in 2004. The NCAA annually honors teams earning multiyear Academic Progress Rates in the top 10 percent of all squads in each sport.
- Auburn recently secured its third perfect APR score of 1,000 in mid-May, something that has never been accomplished in program history.
- In the past four years, Auburn men's basketball has averaged an APR of 995 (out of 1,000). In the previous four seasons before Pearl and his staff arrived, Auburn's APR average score was 940.
- Bruce Pearl has raised \$1 million in only four golf tournaments at Auburn. Pearl and his wife, Brandy, have remarkably raised \$770,000 in the last three years benefitting Children's Harbor in Birmingham through the Bruce Pearl Fore the Children Golf Classic. The mission of Children's Harbor is to help children with serious illness and their families. Over \$200,000 was raised in the Bruce, Barkley & Basketball Golf Classic Oct. 23-24, 2016, benefitting the Auburn Basketball program.
- Pearl started AURLIVE at Auburn in 2015-16 to benefit cancer patients in the fight to beat cancer. AURLIVE raises the awareness of cancer prevention and detection while t-shirt sales and donations raise money to benefit cancer patients. He initiated the AURLIVE program in 2009 at Tennessee in recognition of former Vol Chris Lofton, who beat testicular cancer through early diagnosis and treatment and went on to play the entire 2007-08 season while recovering from his battle with the disease.
- The Bruce Pearl Family Foundation in conjunction with L5 Foundation, an organization dedicated to addressing the essential and basic needs of cancer patients, donated \$20,000 to five charities in a ceremony in Knoxville in August 2015.
- The Pearl family announced on Feb. 27, 2007, a \$100,000 donation to endow a scholarship in the name of former Tennessee player Dane Bradshaw. The Dane Bradshaw Athletic Scholarship Endowment is awarded to the male or female student-athlete at UT who best epitomizes the characteristics of the 2006-07 senior captain.

TOP PERFORMANCES UNDER PEARL AT AUBURN

MOST POINTS TEAM

- 119, vs. Northwestern State (Nov. 27, 2015)
119, vs. Winthrop (Nov. 24, 2017)
- 117, vs. Coastal Carolina (Dec. 15, 2016)
- 105, vs. Louisiana (Nov. 21, 2014)
- 103, vs. Mississippi College (Nov. 14, 2018)**

MOST POINTS INDIVIDUAL

- 34, Bryce Brown vs. Dayton (Dec. 8, 2018)**
- 31, Bryce Brown vs. Norfolk State (Nov. 10, 2017)
31, Mustapha Heron vs. Winthrop (Nov. 24, 2017)
31, Jared Harper at UAB (Dec. 15, 2018)
- 29, Antoine Mason at Kentucky (Feb. 21, 2015)
29, KT Harrell vs. LSU (Mar. 13, 2015)
29, Bryce Brown vs. South Carolina (Mar. 3, 2018)

MOST REBOUNDS TEAM

- 66, vs. Mississippi College (Nov. 14, 2018)**
- 52, vs. Gardner-Webb (Dec. 6, 2017)
- 51, vs. Eastern Kentucky (Nov. 17, 2016)
51, at UConn (Dec. 23, 2016)
- 49, vs. Winthrop (Dec. 17, 2014)
49, vs. Boston College (Dec. 12, 2016)

MOST REBOUNDS INDIVIDUAL

- 19, Cinmeon Bowers at Middle Tennessee (Dec. 12, 2015)
- 18, Cinmeon Bowers vs. Alabama (Jan. 19, 2016)
18, Cinmeon Bowers vs. Ole Miss (Feb. 20, 2016)
- 17, Cinmeon Bowers vs. Milwaukee (Nov. 14, 2014)
17, Cinmeon Bowers vs. Winthrop (Dec. 17, 2014)
17, Cinmeon Bowers vs. Mississippi State (Jan. 21, 2015)
17, Horace Spencer vs. Mississippi College (Nov. 14, 2018)

MOST 3-POINTERS TEAM

- 21, vs. Coastal Carolina (Dec. 15, 2016)
- 18, vs. South Alabama (Nov. 6, 2018)**
- 17, vs. Northwestern State (Nov. 27, 2015)
17, vs. Vanderbilt (Feb. 3, 2018)
- 15, at Arkansas (Feb. 17, 2016)
15, at Alabama (Feb. 4, 2017)
15, vs. Saint Peter's (Nov. 28, 2018)

MOST 3-POINTERS INDIVIDUAL

- 9, Bryce Brown at Arkansas (Feb. 17, 2016)
- 8, Kareem Canty at Middle Tennessee (Dec. 12, 2015)
8, Bryce Brown vs. South Carolina (Mar. 3, 2018)
- 7, KT Harrell vs. Coastal Carolina (Dec. 5, 2014)
- 6, Kareem Canty vs. Colorado (Nov. 17, 2015)
6, Bryce Brown at Hawaii (Dec. 25, 2015)
6, Bryce Brown vs. LSU (Feb. 2, 2016)
6, Bryce Brown vs. Winthrop (Nov. 24, 2017)
6, Bryce Brown vs. UAB (Dec. 9, 2017)
6, Jared Harper vs. South Alabama (Nov. 7, 2018)
6, Jared Harper vs. Duke (Nov. 20, 2018)
6, Bryce Brown vs. Dayton (Dec. 8, 2018)

MOST FT MADE TEAM

- 31, vs. Arkansas (Feb. 10, 2015)
31, at Arkansas - Feb. 27, 2018)
- 30, at South Carolina (Feb. 17, 2018)
- 29, vs. Georgia (Feb. 24, 2016)
29, vs. Ole Miss (Jan. 9, 2017)

MOST FT MADE INDIVIDUAL

- 15, KT Harrell vs. Georgia (Mar. 3, 2015)
15, Jared Harper at UAB (Dec. 15, 2018)
- 14, Jared Harper vs. Ole Miss (Jan. 7, 2017)
- 12, Desean Murray vs. Ole Miss (Jan. 9, 2018)

- 11, Cinmeon Bowers vs. Missouri (Jan. 10, 2015)
11, KT Harrell vs. Texas A&M (Mar. 12, 2015)
11, KT Harrell vs. Kentucky (Mar. 14, 2015)
11, Jared Harper at Arkansas (Feb. 27, 2018)
11, Austin Wiley vs. Alabama (Jan. 21, 2017)
11, Jared Harper vs. Oklahoma (Dec. 21, 2016)

MOST FT ATTEMPTED TEAM

- 42, vs. Eastern Kentucky (Nov. 17, 2016)
42, vs. Alabama (Jan. 21, 2017)
- 40, vs. Arkansas (Feb. 10, 2015)
40, vs. Alabama (Jan. 19, 2016)
- 39, vs. Milwaukee (Nov. 14, 2014)
39, vs. Georgia (Feb. 24, 2016)
39, vs. Georgia State (Nov. 14, 2016)
39, at South Carolina (Jan. 24, 2017)
39, vs. Florida (Feb. 14, 2017)

MOST FT ATTEMPTED INDIVIDUAL

- 18, Cinmeon Bowers vs. Missouri (Jan. 10, 2015)
18, KT Harrell vs. LSU (Mar. 13, 2015)
18, Austin Wiley vs. Alabama (Jan. 21, 2017)
- 17, Jared Harper vs. Ole Miss (Jan. 7, 2017)
- 16, Cinmeon Bowers vs. LSU (Feb. 2, 2016)
16, Jared Harper at UAB (Dec. 15, 2018)

MOST ASSISTS TEAM

- 25, vs. Saint Peter's (Nov. 28, 2018)**
- 24, vs. South Alabama (Nov. 6, 2018)**
- 23, vs. Northwestern State (Nov. 27, 2015)
23, vs. USC Upstate (Nov. 29, 2016)
23, at TCU (Jan. 28, 2017)
23, vs. North Florida (Dec. 29, 2018)

MOST ASSISTS INDIVIDUAL

- 14, Jared Harper vs. Vanderbilt (Feb. 3, 2018)
- 13, Jared Harper vs. South Alabama (Nov. 6, 2018)**
- 10, Kareem Canty vs. Northwestern State (Nov. 27, 2015)
10, Jared Harper vs. Gardner-Webb (Dec. 6, 2017)
10, Jared Harper vs. Murray State (Dec. 22, 2018)
10, Jared Harper vs. North Florida (Dec. 29, 2018)

MOST STEALS TEAM

- 20, vs. North Florida (Dec. 29, 2018)**
- 16, vs. Saint Peter's (Nov. 28, 2018)**
- 14, vs. Georgia (Jan. 20, 2018)
14, vs. Alabama (Feb. 21, 2018)
14, vs. Mississippi College (Nov. 14, 2018)

MOST STEALS INDIVIDUAL

- 5, K.C. Ross-Miller vs. Oregon State (Nov. 26, 2014)
5, K.C. Ross-Miller vs. Middle Tennessee (Dec. 29, 2014)
5, Antoine Mason at LSU (Feb. 5, 2015)
5, Malik Dunbar vs. UNC Asheville (Dec. 4, 2018)
5, Chuma Okeke vs. Murray State (Dec. 22, 2018)
5, Chuma Okeke vs. North Florida (Dec. 29, 2018)

MOST BLOCKS TEAM

- 12, at Missouri (Jan. 10, 2017)
12, vs. UNC Asheville (Dec. 4, 2018)
- 11, vs. Boston College (Dec. 12, 2016)
10, vs. Gardner-Webb (Dec. 6, 2017)
10, at Murray St. (Dec. 19, 2017)
10, vs. Cornell (Dec. 30, 2017)

MOST BLOCKS INDIVIDUAL

- 7, Horace Spencer at Arkansas (Feb. 17, 2016)
- 6, Horace Spencer vs. Oklahoma State (Jan. 30, 2016)
6, Horace Spencer vs. Boston College (Dec. 12, 2016)
6, Anfernee McLemore vs. Gardner-Webb (Dec. 6, 2017)
6, Anfernee McLemore at Missouri (Jan. 24, 2018)

AUBURN VS. OLE MISS SERIES

» This is the 136th meeting between Auburn and Ole Miss with the Tigers holding a 75-60 series lead all-time. The two teams have not split a home-and-home season series since 2012 after splitting the series three times in a four-year span from 2009-2012.

» The Rebels lead the series 41-24 in games played in Oxford, but the two teams have split two games in The Pavilion.

» The Tigers swept the season series last year. Prior to that, Ole Miss had won 10 straight over Auburn. Not only did Auburn snap the Rebels' 10-game winning streak in the series last year, but the Tigers' win in Oxford last season ended a seven-game skid in Oxford.

» Auburn holds a 50-15 advantage in Auburn, but Ole Miss leads 4-3 at Auburn Arena. The Rebels hold a 4-1 lead in neutral-site games, including a 2-1 mark in SEC Tournament play.

» Bruce Pearl is 7-7 in his head coaching career against Ole Miss, including a 2-5 mark at Auburn. Against the Rebels, Pearl is 4-2 at home, 2-5 on the road and 1-0 in neutral-site games.

» Bruce Pearl is 7-1 as a head coach against first-year Ole Miss head coach Kermit Davis, including 2-1 at Auburn. Davis was coaching Middle Tennessee in all of the previous eight meetings between the two coaches.

AUBURN IN SEC OPENERS

» Auburn is 38-47 (.447) in SEC openers since the league's first season in 1932-33, including 2-2 under head coach Bruce Pearl. The Tigers are 12-27 when opening SEC play on the road, including 1-1 under Pearl.

COACH PEARL IN SEC OPENERS

» Bruce Pearl is 7-3 as a head coach in SEC openers. Pearl won five of six SEC openers at Tennessee and is 2-2 in league openers at Auburn.

TOP OF THE PACK

» Auburn has fared well in the past two-plus seasons in the non-conference slate. The Tigers lead the SEC in both wins and winning percentage in non-league regular-season games over the last two-plus seasons. Auburn is the only SEC team that has won at least 11 regular-season non-conference games in each of the last three seasons. The streak is the longest in school history. The Tigers' 34 non-conference regular-season wins over that span tie a school record for the most nonconference wins over a 3-year span, which was previously set from 1998-2000.

Team	'16-17	'17-18	'18-19	Total	Pct.
Auburn	11-2	12-1	11-2	34-5	.872
Miss. State	9-3	12-1	12-1	33-5	.868
Arkansas	11-2	11-2	9-3	31-7	.816
Kentucky	10-3	11-2	10-2	31-7	.816
Tennessee	8-5	10-2	11-1	29-8	.784
LSU	8-4	9-3	10-3	27-10	.730
Florida	10-3	9-4	8-4	27-11	.711
Georgia	9-4	9-3	8-4	26-11	.703
Texas A&M	8-4	11-2	6-5	25-11	.694
Ole Miss	9-4	7-6	10-2	26-12	.684
Alabama	7-5	9-4	9-3	25-12	.676
Missouri	5-7	10-3	9-3	24-13	.649
S. Carolina	10-3	9-4	5-7	24-14	.632
Vanderbilt	7-6	6-7	9-3	22-16	.579

(as of games through 1/5)

» The Tigers have earned wins vs. notable opponents in Arizona, Dayton (twice), Middle Tennessee, Murray State (twice), Oklahoma, TCU, Texas Tech, UConn (twice), Washington and Xavier (twice).

DYNAMIC BACKCOURT

» Auburn has been led so far this season by its dynamic backcourt of Bryce Brown and Jared Harper. The duo is averaging 30.2 points and 5.85 3-point field goals per game. They have combined for seven 20-point games this season, including Auburn's win over Xavier in the first round of the Maui Invitational when Brown scored 26 and Harper added 25, season highs for each at the time. The pair has each had a 30-plus-point game this season. Against Dayton, Brown scored a career-high 34 points, including 22 first-half points, on 10-of-18 field goals,

CONTINUING THE IMPROVEMENT: CONFERENCE WIN TOTALS

Auburn is one of just 13 teams in the country to have improved its win totals in conference play each of the last four seasons. The Tigers are one of only two power-five programs to accomplish the feat, joining USC. Auburn won four Southeastern Conference games in 2015, five in 2016, seven in 2017 and 13 in 2018 to become the SEC champions.



TALE OF THE TAPE



Scoring Offense	85.2	79.5
Scoring Defense	64.5	66.5
Scoring Margin	+20.7	+13.1
FG Pct.	.463	.505
FG Pct. Defense	.411	.411
3-pt. FG Pct.	.349	.383
3-pt. FG Pct. Defense	.350	.345
FT Pct.	.675	.766
Rebounds Per Game	39.2	35.8
Opp. Rebounds Per Game	33.7	28.8
Rebound Margin	+5.5	+7.0
Assists Per Game	16.9	16.4
Turnovers Per Game	13.5	13.2
Opp. Turnovers Per Game	20.8	14.4
Turnover Margin	+7.4	+1.2
Assist/Turnover Ratio	1.3	1.2
Steals Per Game	10.4	7.5
Blocks Per Game	6.2	4.4

TOTAL +/-

	Last Game	Season	Avg.
#0 Spencer	+19	+130	+10.0
#1 Harper	+24	+206	+15.8
#2 Brown	+19	+199	+15.3
#3 Purifoy	+12	-1	-0.3
#4 Dunbar	+27	+134	+10.3
#5 Okeke	+30	+236	+18.2
#10 Doughty	+24	+175	+13.5
#12 McCormick	+24	+110	+9.2
#14 Cook	+0	-5	-0.8
#20 Parker	+2	-1	-0.2
#21 Williams	DNP	-20	-4.0
#22 Macoy	+0	-18	-3.0
#24 McLemore	+23	+160	+12.3
#33 Maasdorp	+0	-22	-3.7
#41 Blackstock	+2	-10	-1.7
#50 Wiley	+20	+77	+6.4
#54 Collier	-2	-11	-1.8

PRE-GAME QUOTES

Head Coach Bruce Pearl

On Ole Miss guards...
 "These three guards together are as good as any three-guard combination in the league. Jared Harper, Bryce Brown and Samir Doughty or Malik Dunbar or whoever you put in there is going to be a great matchup. It's going to be a great challenge for both backcourts. They remind me a lot of us a year ago."

On expecting it to be a physical matchup...
 "This is a very mature team. They bring back a lot of guys. They bring back four starters, so they're big, strong, physical guys. Their 5-men are also really big and thick. There's going to be a lot of wood being thrown around out there."

On having 4 of first 6 SEC games on the road...
 "We're going to learn a lot about ourselves. I watched our game last year at Ole Miss last night. We didn't play great, but we played hard. We didn't play great offensively, but we didn't let that affect us at the defensive end. We're going to have to do a great job defensively."

6-of-13 from 3-point range and 8-of-9 from the free-throw line while Harper added 20 points on 4-of-7 shooting from long range and 6-of-6 from the free-throw line. He also dished out seven assists to just one turnover. In Auburn's win over UAB, Harper scored a career-high 31 points, including 23 of the Tigers' last 30 points over the final 9:23 of regulation and overtime.

» Bryce Brown's 34 points vs. Dayton are the most by a Tiger since Toney Douglas scored 38 points against Nicholls State on Nov. 24, 2004, and are tied with Isaiah Joe of Arkansas for the most points scored in the SEC this season.

DOWNTOWN BRYCE BROWN

» Bryce Brown became Auburn's all-time career 3-point king in the Tigers' final game of the Maui Invitational against Arizona passing the old mark of 262 3-pointers set by Wesley Person. The record breaker came with 5:00 remaining in the game and gave Auburn a 66-51 lead. Brown has now made 282 career 3-pointers, which is tied for seventh among all active DI players.

» Against UAB, Brown became the 23rd player in Auburn history to reach 1,200 career points. Against Murray State, Brown passed Auburn assistant coach Wes Flanigan (1,208 points; 1993-97) for 22nd on Auburn's career scoring chart. He needs one point to match Darrell Lockhart for 21st on Auburn's career scoring list and seven points to tie Frank Tolbert and enter the top 20.

» Brown has made at least four 3-pointers in seven of 13 games this season. He averaged 20.3 points and hit 13 3s in three games in the Maui Invitational. Brown has an Auburn career record 18 games with at least five made 3s, including three this season. He is averaging 3.15 made 3s per game this season, which is second in the SEC.

» For his career, Brown is 282-of-745 (.379) from 3-point range. He is six 3-pointers away from cracking the SEC's top 10 for career 3s. His 745 3-pointers attempted put him just seven from moving in the SEC's career top 10. In Auburn's win over Dayton, Brown became the Tigers' career leader in 3-point field goal attempts, passing the old mark of 713 by Frankie Sullivan.

All-Time 3-Pointers Made (Auburn)

1.	Bryce Brown	2015-P	282
2.	Wesley Person	1990-94	262
3.	Lance Weems	1992-96	240
4.	Ronnie Battle	1989-93	236
5.	Frankie Sullivan	2008-13	228

All-Time 3-Pointers Made (SEC)

1.	Chris Lofton (UT)	2005-08	431
2.	Shan Foster (VU)	2005-08	367
3.	Pat Bradley (AR)	1996-99	366
4.	Allan Houston (UT)	1990-93	346
5.	Chris Warren (OM)	2008-11	334
6.	Kenny Boynton (UF)	2009-13	333
7.	John Jenkins (VU)	2010-12	306
8.	Ronnie McMahon (VU)	1992-95	296
9.	Scott Draud (VU)	1987-91	288
	Lee Humphrey (UF)	2004-07	288
--	Bryce Brown (AU)	2015-P	282

All-Time Scoring List (Auburn)

18.	Doc Robinson	1996-00	1,332
19.	Stan Pietkiewicz	1974-78	1,265
20.	Frank Tolbert	2004-08	1,242
21.	Darrell Lockhart	1979-83	1,236
22.	Bryce Brown	2015-P	1,235
23.	Wes Flanigan	1993-97	1,208

CHEF HARPER WITH THE POP, BOY

» Jared Harper has 15 career 20-point games, with five so far this season, including a career-high 31 points in Auburn's win over UAB. Harper scored 20 points on 4-of-7 3s to go along with seven assists, three rebounds and two steals against Dayton. In the season opener against South Alabama, Harper poured in 20 points on 7-of-13 shooting and 6-of-10 3-pointers and added 13 assists, five rebounds and two steals. He added 25 points, eight assists, six rebounds and three steals in Auburn's overtime win over Xavier in the first round of the Maui Invitational. He scored 22 points on 6-of-10 3-pointers and dished out six assists the next day against No. 1 Duke.

» Harper, who is tied for 10th in the SEC with 14.9 points per game and tied for first in the SEC and tied for 10th nationally with 6.8 assists per game, is one of three players, along with Tennessee's Grant Williams and Terence Davis of Ole Miss, to rank in the top 10 in the SEC in both categories. He also leads the league with an 86.3 free-throw percentage and is eighth shooting 41.2 percent from 3-point range.

» Harper was 15-of-16 from the free-throw line against UAB. The 15 made free throws are the most by a Tiger since KT Harrell made 15 against LSU on March, 13, 2015, in the SEC quarterfinals, and his 16 attempts are the most since Austin Wiley attempted 18 free throws against Alabama on Jan. 21, 2017.

» Auburn has scored 218 points off of Harper's assists this season. Harper has made or assisted on 149 of Auburn's 396 made field goals this season (37.6 percent). Harper's 369 assists are ninth among all DI juniors. Harper has five career games with double-digit assists, including three this season and two straight.

KENPOM.COM CORNER

Adjusted Efficiency Margin

Value	SEC	NCAA
+22.58	2nd	11th

Adjusted Offensive Efficiency

Points scored per 100 possessions

Value	SEC	NCAA
116.2	2nd	9th

Adjusted Defensive Efficiency

Points allowed per 100 possessions

Value	SEC	NCAA
93.6	4th	28th

» Harper has made 308 free throws in his career, moving past KT Harrell for eighth on Auburn's career free throws made list.

All-Time Free Throws Made

1.	John Mengelt	1968-71	496
2.	Eddie Johnson	1973-77	410
3.	Chris Denson	2010-14	341
4.	Wes Flanigan	1993-97	338
5.	Frankie Sullivan	2009-13	334
6.	Jeff Moore	1984-88	329
7.	DeWayne Reed	2006-10	324
8.	Jared Harper	2016-P	308
9.	KT Harrell	2013-15	296
10.	Reggie Gallon	1989-93	289

» Harper became the 38th member of Auburn's 1,000-point club last time out against North Florida, and he ended the game with 1,008 career points, passing Earl Banks (1,004 career points from 1977-81) for 37th on Auburn's all-time scoring chart.

All-Time Scoring List (Auburn)

33.	Marco Killingsworth	2001-04	1,041
34.	Franklin Williams	1994-98	1,027
35.	Bill Alexander	1967-70	1,026
36.	Mustapha Heron	2016-18	1,011
37.	Jared Harper	2016-P	1,008
38.	Earl Banks	1977-81	1,004

OFF THE COURT: ANFERNEE MCLEMORE

Anfernee McLemore is the perfect embodiment of what it means to be a student-athlete at Auburn University. The two-time Academic Top Tiger honoree recently served on the prestigious Southeastern Conference Men's Basketball Leadership Council. He also has logged hours at the "Breakfast Club" where he serves as a role model for young kids in the Auburn community.



» Harper is one of only six players in program history with 1,000 career points and 350 assists.

1,000 Points and 350 Assists

Player	Years	Points	Assists
Eddie Johnson	1973-77	1,988	499
Dewayne Reed	2006-10	1,426	468
Doc Robinson	1996-00	1,322	568
Stan Pietkiewicz	1974-78	1,265	356
Wes Flanigan	1993-97	1,208	573
Jared Harper	2016-P	1,008	369

OLD, SAVVY VETERANS

» Despite being a young team during Auburn's run to a conference title in 2017-18, the Tigers have turned into one of the most experienced teams in the country.

» Auburn is one of just seven programs without a scholarship freshman on its roster, joining Alcorn State, Bethune-Cookman, Louisville, South Alabama, Tulsa and UT Martin.

BLOWOUT WINS

» Auburn is seventh in the country with a 20.7 scoring margin. It is the Tigers' best mark through 13 games since the 1998-99 Tigers had a 29.2 scoring margin in the first 13 games. Eight of Auburn's 11 victories are by double digits and six are by at least 20 points. The Tigers' 11 wins are by an average of 25.6 points.

BIG-TIME W

» Auburn's 22-point win over #25 Washington was the third-largest win over a ranked opponent in program history. It was just the Tigers' second win ever over a ranked non-conference opponent at home and the first in Auburn Arena, which is in its ninth season.

1. #9 Auburn 97, #8 Mississippi State 66 (1/3/59)
2. Auburn 81, #12 Alabama 57 (1/23/07)
3. #11 Auburn 88, #25 Washington 66 (11/9/18)

TIGERS IN OVERTIME

» Auburn is 2-0 this season in overtime games. The Tigers defeated Xavier 88-79 on Nov. 19 in the first round of the Maui Invitational and defeated UAB 75-71 in Birmingham's Mike

Slive Invitational in their last game. Prior to this season, Auburn's last overtime game was against Missouri in the 2017 SEC Tournament and its last OT win was at UConn on Dec. 23, 2016. Jared Harper has scored 15 of the Tigers' 23 points in overtime this season. Harper scored five of Auburn's 11 points in the extra period against Xavier and then notched 10 of the Tigers' 12 points in the extra session against UAB.

» Auburn is 5-2 in overtime under head coach Bruce Pearl, picking up wins against Xavier and LSU (2014-15), UConn (2016-17) and Xavier and UAB (2018-19).

RPI IMPROVEMENT

» In the four seasons before 2014-15, the Tigers held an average final RPI of 202. Since that point, Auburn has averaged a final RPI of 131. Here are the final RPI rankings in the last seven seasons and the latest in 2017-18.

2010-11	253	
2011-12	145	
2012-13	250	
2013-14	160	
2014-15	132	(Under Coach Pearl)
2015-16	160	(Under Coach Pearl)
2016-17	82	(Under Coach Pearl)
2017-18	16	(Under Coach Pearl)

» Over the last four seasons, Auburn has improved its average RPI by 83.3 positions, previous to the five years before Pearl and staff arrived.

» Only South Carolina (88.4) has improved its position more in the SEC, and that includes a run to the Final Four in 2017. the next-best improvement in the SEC is Arkansas at 58.9.

AREAS OF IMPROVEMENT

» Comparing the 2017-18 team to the 2018-19 team, the Tigers have made significant strides in a plethora of areas.

Through 13 Games	17-18	18-19
3-Pointers	127 (9.8)	136 (10.5)
Offensive Rebounds	174 (13.4)	200 (15.4)
Points Off Turnovers	237 (18.2)	363 (27.9)
Steals	93 (7.2)	135 (10.4)

AWARD CASE

Bryce Brown

Jerry West Award Watch List
Preseason All-SEC Second Team
SEC Player of the Week (Nov. 26)

Samir Doughty

Top Impact Transfer (Jon Rothstein)

Jared Harper

Bob Cousy Award Watch List
Preseason All-SEC Second Team
Maui Invitational All-Tournament Team

Chuma Okeke

Top-20 Breakout Player (Jon Rothstein)
SEC Player of the Week (Nov. 12)

Austin Wiley

Kareem Abdul-Jabbar Award Watch List

GLASS EATERS

» Auburn is averaging 15.4 offensive rebounds per game, which is tied for third nationally, leading to an average of 14.8 second-chance points per game (193 in 13 games). Three times this season Auburn has outrebounded an opponent by 15 and has won the rebounding battle in nine of 13 games. The Tigers are 8-1 in those games. Auburn has pulled down at least 15 offensive rebounds in seven of 13 games this season.

» Chuma Okeke (2.8; fourth in SEC), Horace Spencer (2.6; eighth in SEC), Austin Wiley (2.2), Samir Doughty (1.8) and Anfernee McLemore (1.8) lead Auburn in offensive rebounding.

KEEP IT 100

» Auburn scored 103 points vs. Mississippi College, the most points for the Tigers since a 119-85 victory over Winthrop last season. It is the second time the Tigers have reached the century mark this season after defeating South Alabama 101-58 in the season opener, and the seventh time in 145 games under head coach Bruce Pearl. Prior to Pearl's arrival, Auburn hadn't scored 100 points in the previous 337 games since a 105-66 victory over Grambling State on Nov. 29, 2003.

BALANCED SCORING

» Auburn is ranked 16th nationally averaging 85.2 points per game because of a balanced attack that has six Tigers averaging at least 8.5 points per game including Bryce Brown (15.3), Jared Harper (14.9), Austin Wiley (11.9), Chuma Okeke (10.7), Samir Doughty (8.6) and Malik Dunbar (8.5). Five times this season Auburn has had at least five players score in double figures. Nine different Tigers have scored in double figures at least once this season. Auburn has topped the 80-point plateau in eight of 12 games, plus AU has surpassed the 90-point mark five times and has scored 100-plus twice. The Tigers are 8-0 when scoring at least 80 points.

PLAYER TO WATCH: BRYCE BROWN

In two games against Ole Miss last season, senior guard Bryce Brown scorched the nets en route to a pair of Auburn victories. The Stone Mountain, Ga. native averaged 18.0 points, 4.0 rebounds and 1.5 assists per game in 32.5 minutes per contest. Brown is also just six 3-pointers away from cracking the top-10 all-time by any player in Southeastern Conference history with 282 makes.



TURNING OVER THE OPPONENT

» Auburn is third nationally, and first among power conference teams, forcing 20.85 turnovers per game. The Tigers have forced at least 20 turnovers six times this season, including five times in the last seven games. Auburn is forcing an average of 22.75 turnovers per game at home. Auburn is averaging 13.5 turnovers and is second in the country with a plus-7.4 turnover margin. The Tigers are outscoring their opponents 27.9-10.2 on points off turnovers. Auburn has scored at least 20 points off turnovers in all but two games this season. The Tigers have scored 30 points off turnovers seven times and topped the 40-point plateau for the first time in their last game with 41 points off 33 North Florida turnovers, while setting a school record for turnovers forced.

Games Forcing 20-plus Turnovers

12/29	North Florida	33
11/28	Saint Peter's	26
12/4	UNC Asheville	25
12/8	Dayton	23
11/6	South Alabama	22
11/19	vs. Xavier	22
12/19	at NC State	22

BMOG

» Austin Wiley is averaging 14.3 points and 7.7 rebounds while shooting 18-of-26 (69.2 percent) over his last three games. Wiley has scored in double figures in eight of 12 games and has seven games with at least seven rebounds this season. Wiley has blocked at least three shots in five of his 12 games this season including five blocks against UNC Asheville and Dayton. Against Murray State, he recorded his second career double-double, and first of the season, with 17 points and 10 rebounds in his first start of the season. Wiley is averaging 15.0 points and 8.5 rebounds in two games since being inserted into the starting lineup, both Auburn wins. For the year, he's averaging 11.9 points, 5.8 rebounds, 2.1 blocks (6th in the SEC) and is shooting 63.6 percent from the floor (56-of-88), which would be second in the SEC if he met the minimum requirements for attempts.

RETURN TO SENDER

» Auburn ranks fifth nationally averaging 6.2 blocked shots per game. This is on the heels of the Tigers setting a new program record with 180 blocks last season. The Tigers have had three of its program's top-10 single-season block totals during Bruce Pearl's first four seasons on the Plains. [1. 180, 2017-18; 3. 162, 2016-17; 10. 126, 2015-16]. The Tigers are the only DI team with two players with at least 130 career blocks as they currently have two of the program's top eight all-time shot blockers on their current roster.

» Senior Horace Spencer has blocked 142 shots, which is fifth all-time at Auburn and three shy of Charles Barkley (1981-84) for fourth. Spencer is 25th among all active DI players in career blocks. Junior Anfernee McLemore has 132 blocked shots, which is eighth on Auburn's career blocked shots list and seventh among all active DI juniors. McLemore is one behind Pat Burke (1993-97) for seventh on Auburn's career blocked shots list.

All-Time Blocks Leaders

1.	Kyle Davis	2000-04	360
2.	Mamadou N'diaye	1996-2000	241
3.	Korvotney Barber	2005-09	155
4.	Charles Barkley	1981-84	145
5.	Horace Spencer	2015-P	142
6.	Chris Morris	1984-88	141
7.	Pat Burke	1993-97	133
8.	Anfernee McLemore	2016-P	132
9.	Asaunh Dixon-Tatum	2012-14	108
10.	Kenny Gabriel	2009-12	105

TIGERS FROM BEHIND THE ARC

» The Tigers have made double-digit 3-pointers in seven of 13 games this season. For the season, Auburn is 15th nationally averaging 10.5 made 3s per game. Auburn's 136 3-point field goals are four more than the Tigers' previous record of 132 3s in the first 13 games of the 2015-16 season. Auburn has made double-digit 3s in 52 of 145 games (35.9 percent) under head coach Bruce Pearl. Prior to Pearl's arrival, the Tigers had just 124 games with at least 10 3s in 855 games since the creation of the 3-point shot in college basketball for the 1986-87 season (14.5 percent).

HALF A HUNDRED

» Auburn scored 50 points in the second half of its last game against North Florida. In its previous game against Murray State, the Tigers tied a season high by scoring 55 points in the second half. Auburn has recorded a 50-point half six times (3 each in the first and second half) this season.

50-Point Halves

12/22	vs. Murray State (2nd)	55
11/14	vs. Miss. College (2nd)	55
11/6	vs. South Alabama (1st)	52
11/28	vs. Saint Peter's (1st)	51
12/8	vs. Dayton (1st)	51
12/29	vs. North Florida (2nd)	50

STRONG BENCH PRODUCTION

» The Tigers have scored at least 20 bench points eight times, 30 bench points five times and 40 bench points three times this season. Malik Dunbar has scored in double figures six times this season, all off the bench, after having just three double-digit scoring games all of last season. Fifteen times Auburn has had a player score double figures coming off the bench led by Austin Wiley and Dunbar, who have each done it six times. Horace Spencer recorded his first career double-double with 14 points and 17 rebounds against Mississippi College coming off the bench. J'Von McCormick scored a career-high 14 points on 6-of-7 shooting to go with three assists, three steals and two rebounds at N.C. State. On average, Auburn outscores its opponents' bench, 27.1-16.9.

I'LL TAKE THAT

» Auburn is averaging 10.4 steals per game, which is fifth nationally. The Tigers have recorded at least 10 steals in a game eight times this season, including 20 in their last game against North Florida, which is one off the school record of 21 steals against Louisiana-Monroe on Dec. 6, 2008. Auburn has three straight double-digit steals games and six in the last seven contests. The Tigers are fifth nationally averaging 6.2 blocked shots per game. Auburn and Duke are the only two teams in the country that are in the top 25 in blocked shots and steals per game.

TOP-10 CLASS

On the heels of a 26-win season that included a Southeastern Conference championship and a berth in the NCAA Tournament, head coach Bruce Pearl and the Auburn basketball team have inked a top-10 recruiting class that includes five four-star prospects.

"What jumps out to me about this class is the character, toughness, hunger, not entitled and wanting to continue to make history at Auburn. I think all five of these guys have a chance to be great Auburn men."
- Coach Pearl

2019 CLASS

Player	Pos.	Ht.	Hometown
Babtunde Akingbola	C	6-8	Powder Springs, Ga.
Allen Flanigan	G/F	6-5	Little Rock, Ark.
Tyrell Jones	G	6-1	Chicago, Ill.
Isaac Okoro	F	6-6	Powder Springs, Ga.
Jaylin Williams	F	6-7	Nahunta, Ga.

**Babtunde Akingbola
6-8, 220, C**

ESPN - 3 star, #15 in Georgia, #52 PF
Rivals - 4 star
247 Sports - 3 star, #15 in Georgia, #47 C

- Had 70 reb and 27 blk in Nike EYBL circuit
- 6.0 pts, 6.1 reb, 3.0 blk, 1.1 apg as junior at McEachern HS
- Led team to third-place finish at the 45th annual City of Palms Classic

**Allen Flanigan
6-5, 200, G/F**

ESPN - 4 star, #1 in Arkansas, #33 SF
Rivals - 3 star
247 Sports - 3 star, #3 in Arkansas, #63 SF

- Son of Auburn legend and current assistant coach Wes Flanigan
- 13.0 ppg, 6.5 rpg, 2.9 spg as a junior at Parkview Magnet HS
- As a junior, averaged 13.0 points, 6.5 rebounds and 2.9 assists per game while playing for his grandfather, Alfred Flanigan

**Tyrell Jones
6-1, 170, G**

ESPN - 4 star, #92 overall, #8 in Florida, #13 PG
Rivals - 4 star, #105 overall, #16 PG
247 Sports - 4 star, #88 overall, #13 in Florida

- 17.2 ppg, 3.0 apg, 3.0 rpg, 2.2 spg as a junior at West Oaks Academy in Orlando, Fla.
- Secured 11 games in double figures as a junior
- Hit a school record 12 3s in one game

**Isaac Okoro
6-6, 215, F**

ESPN - 4 star, #44 overall, #2 in Georgia, #7 SF
Rivals - 4 star, #32 overall, #5 SF
247 Sports - 4 star, #38 overall, #2 in Georgia, #7 SF

- Gold Medalist for USA U17 World Cup Team
- 20.3 ppg, 6.4 rpg as a junior for McEachern HS
- In three seasons, led the team to an 81-8 record that includes three state tournament appearances.

**Jaylin Williams
6-7, 215, F**

ESPN - 4 star, #6 in Georgia, #35 SF
Rivals - 4 star, #95 overall, #22 PF
247 Sports - 4 star, #6 in Georgia, #21 PF

- First Team All-State selection as a junior
- Had consecutive games where he scored 44 points, followed by a 51-point, 10-rebound, 6-block outing
- Averaged 11.9 points, 4.9 rebounds and 1.9 assists while shooting 63 percent from the floor last summer

2018-19 GAME LEADERS

Led Team in Scoring

Bryce Brown	5
Jared Harper	3
Chuma Okeke	2
Samir Doughty	1
J'Von McCormick	1
Anfernee McLemore	1
Austin Wiley	1

Led Team in Rebounding

Chuma Okeke	6
Austin Wiley	5
Samir Doughty	1
Malik Dunbar	1
Anfernee McLemore	1
Horace Spencer	1

Led Team in Assists

Jared Harper	13
Chuma Okeke	1

Led Team in Steals

Chuma Okeke	5
Samir Doughty	4
Malik Dunbar	3
J'Von McCormick	3
Jared Harper	2
Anfernee McLemore	2
Danjel Purifoy	1

Led Team in Blocks

Austin Wiley	8
Anfernee McLemore	4
Chuma Okeke	3
Malik Dunbar	1

(includes ties)

» Chuma Okeke leads Auburn and is second in the SEC with 2.0 steals per game after recording five steals in each of the last two games.

WELCOME TO AUBURN ARENA

» In its game against Murray State, Auburn welcomed the 1,000,000th fan to Auburn Arena. There has been a total of 1,016,799 fans come through the turnstiles in the eight-plus seasons of the facility. In 143 games, there has been an average attendance of 7,110. There have been 23 sellouts in the history of Auburn Arena, including 18 in Bruce Pearl's tenure and one this season. The Tigers are 92-51 (.643) at Auburn Arena and have compiled a 23-1 home record since the beginning of the 2017-18 season.

» Auburn is 21-0 against nonconference opponents at Auburn Arena since the start of the 2016-17 season, including 8-0 this season. The Tigers' eight home wins this season have been by an average of 31.6 points. Auburn has topped the 100-point plateau five times during the stretch including twice in eight home games this season. Sixteen of the Tigers' 21 wins during the streak have been by at least 16 points.

» During Bruce Pearl's tenure at Auburn, the Tigers have posted a 32-3 (.914) home record against nonconference opponents.

NBA SETTING UP CAMP IN AUBURN

» Head coach Bruce Pearl brought the first-ever Pro Day to Auburn last year. The Tigers completed their second consecutive session in front of NBA scouts and executives in October.

» Between the two one-day events, 59 scouts came to watch Auburn's players go through drills and scrimmage live to showcase their talents.

» More recently, the Tigers hosted 21 NBA scouts to Auburn Arena for the top-25 battle with Washington.

WATCH LIST SZN

» Auburn has three players on national award watch lists heading into the 2018-19 season.

» Jared Harper was tabbed to the Bob Cousy Award Watch List, given annually to the nation's top point guard.

» Bryce Brown was selected to the Jerry West Award Watch List, given to the country's best shooting guard.

» Austin Wiley earned a nod on the Kareem Abdul-Jabbar Award Watch List, handed out to the best center in the nation.

» Auburn, Gonzaga and Kansas are the only three programs to have representatives on the three national watch lists.

GETTING IT DONE IN THE CLASSROOM

» When head coach Bruce Pearl took the job at Auburn, he made a commitment to make sure his kids focused on their school work.

» In May, Auburn received an Academic Progress Rate Public Recognition Award marking the first time the Tigers have been honored since the award began tracking data in 2004.

» The NCAA annually honors teams earning multiyear Academic Progress Rates in the top 10 percent of all squads in each sport.

» Auburn has three consecutive perfect APR scores of 1,000.

» The Tigers boast 995 multi-year score from 2013-17, the best in program history.

» Auburn has graduated 18 student-athletes in the last four years - the most by any program in the SEC.

OPENING THE SEASON AT NO. 11

» In the first Associated Press poll of the season, Auburn was tabbed as the 11th-best team in the country. It is the highest the Tigers have been ranked to open a season since 1999.

» Auburn is ranked in the preseason AP Poll for the fifth time in program history. The Tigers opened the 1999-2000 season at No. 4. Before that, Auburn began the 1985-86 and 1986-87 seasons at No. 10 and No. 12, respectively. The Tigers were first ranked in the annual preseason poll prior to the 1975-76 campaign when they were No. 20.

BACKCOURT VOTED ALL-SEC

» Guards Bryce Brown and Jared Harper were tabbed Preseason Second Team All-SEC by a select panel of both Southeastern Conference and national media members as well as the league's head coaches.

» The Tigers were the only team to have both members of their backcourt voted to the annual all-conference teams.

» After leading Auburn to its third conference title in program history, both players were voted All-SEC. Brown picked up first team honors from the Associated Press and second team laurels from the league coaches. Harper was picked to the second team by both the Associated Press and SEC head coaches.

2018-19 PRESEASON SEC MEDIA POLL

» Auburn, coming off the program's third-ever regular-season SEC championship, was picked third in the 2018-19 SEC Preseason Media Poll, which is the Tigers' highest predicted finish since being picked to win the conference prior to the 1999-2000 season.

1. Kentucky
2. Tennessee
3. Auburn
4. Mississippi State
5. Florida
6. LSU
7. Alabama
8. Vanderbilt
9. Missouri
10. Arkansas
11. South Carolina
12. Texas A&M
13. Georgia
14. Ole Miss

AUBURN ARENA SELLOUTS

» There have been 23 sellouts in Auburn Arena, which is in its ninth season. Under Bruce Pearl, Auburn has had 18 sellouts in four years (65 games) compared to only five in the 72 games prior to Pearl's arrival in 2014-15. The Tigers have won nine straight games played in front of a sold-out crowd at Auburn Arena.

Auburn Arena Sellouts			
Date	Opponent	Att.	Score
11-12-10	UNC Asheville	9,121	L, 70-69 (OT)
1-22-11	Alabama	9,121	W, 68-58
2-12-11	Mississippi State	9,121	W, 65-62
1-11-12	Kentucky (#2)	9,121	L, 68-53
1-19-13	Kentucky	9,121	L, 75-53
1-16-15	South Carolina	9,121	W, 71-68
2-7-15	Ole Miss	9,121	L, 86-79
2-17-15	Alabama	9,121	L, 79-68
3-7-15	Georgia	9,121	L, 64-61
11-13-15	UAB	9,121	W, 75-74
1-16-16	Kentucky (#14/13)	9,121	W, 75-70
1-19-16	Alabama	9,121	W, 83-77
12-29-16	Georgia	9,121	L, 96-84
1-7-17	Ole Miss	9,121	L, 88-85
1-21-17	Alabama	9,121	W, 84-64
1-9-18	Ole Miss	9,121	W, 85-70
1-20-18	Georgia	9,121	W, 79-65
1-27-18	LSU	9,121	W, 95-70
2-3-18	Vanderbilt	9,121	W, 93-81
2-14-18	Kentucky	9,121	W, 76-66
2-21-18	Alabama	9,121	W, 90-71
3-3-18	South Carolina	9,121	W, 79-70
11-9-18	Washington (#25)	9,121	W, 88-66

WHOLE LOTTA DUBS

» Bruce Pearl led Auburn to its 10th 20-win season all-time in 2017-18. Pearl is the sixth head coach to lead Auburn to a 20-win season.

20-Win Seasons All-Time

Rank	Wins	Year
1.	29	1998-99
2.	26	2017-18
3.	24	2008-09
	24	1999-00
5.	22	2002-03
	22	1985-86
	22	1984-85
8.	20	1983-84
	20	1958-59
	20	1927-28

» Coach Pearl has had 18 seasons of at least 20 wins in 23 seasons as a head coach.

Most Wins in Consecutive Seasons All-Time

Rank	Wins	Year
1.	53	1998-99/1999-2000
2.	45	1997-98/1998-99
3.	44	2016-17/2017-18
	44	1984-85/1985-86

GETTING IT DONE IN THE CLASSROOM

» When head coach Bruce Pearl took the job at Auburn, he made a commitment to make sure his kids focused on their school work.

» In May, Auburn received an Academic Progress Rate Public Recognition Award marking the first time the Tigers have been honored since the award began tracking data in 2004.

» The NCAA annually honors teams earning multiyear Academic Progress Rates in the top 10 percent of all squads in each sport.

» Auburn has three consecutive perfect APR scores of 1,000.

» The Tigers boast 995 multi-year score from 2013-17, the best in program history.

» Auburn has graduated 18 student-athletes in the last four years - the most by any program in the SEC.

LOCKDOWN DEFENSE

Auburn has ramped up its efforts on the defensive end during the 2018-19 season. Below is a list of the opponents' points per game entering the matchup and what Auburn allowed.

The Tigers have limited 11 of its 13 opponents thus far below their scoring average. If only charting points allowed per game without overtime, Auburn has held 12 of 13 opponents below their scoring average.

Auburn has held six of its first 13 opponents to under 60 points, including three under 50, after allowing under 60 points just twice all of last season (34 games), and the Tigers are allowing 64.5 points per game. Auburn held UNC Asheville to 41 points, which is the fewest by a Tiger opponent since Auburn held Alabama to 37 points on Feb. 6, 2013.

Game	PPG	Pts Allowed
South Alabama	69.6*	58
Washington	73.0	66
Mississippi College	90.5	52
vs. Xavier	80.3	79 (OT)^
vs. Duke	96.5	78
vs. Arizona	79.2	57
Saint Peter's	70.8	49
UNC Asheville	56.7	41
Dayton	72.9	72
at UAB	69.4	71 (OT)#
at NC State	88.9	78
Murray State	77.2	88
North Florida	75.6	49
at Ole Miss	79.5	
Georgia		
at Texas A&M		
Kentucky		
at South Carolina		
at Mississippi State		
Missouri		
Alabama		
Florida		
at LSU		
Ole Miss		
at Vanderbilt		
Arkansas		
at Kentucky		
at Georgia		
Mississippi State		
at Alabama		
Tennessee		

* 2017-18 final average
^ allowed 77 in regulation
allowed 63 in regulation

LAST 15 VS. OLE MISS AND SERIES NOTES

Date	Location	Result
Feb. 16, 2011	Oxford	L, 59-90
Mar. 2, 2011	Auburn	W, 76-73
Jan. 14, 2012	Auburn	W, 69-68 (2OT)
Feb. 11, 2012	Oxford	L, 54-61
Mar. 8, 2012	New Orleans*	L, 54-68
Jan. 26, 2013	Auburn	L, 61-63
Feb. 23, 2013	Oxford	L, 55-88
Jan. 9, 2014	Oxford	L, 62-65
Feb. 7, 2015	Auburn	L, 79-86
Jan. 27, 2016	Oxford	L, 63-80
Feb. 20, 2016	Auburn	L, 59-69
Jan. 7, 2017	Auburn	L, 85-88
Feb. 11, 2017	Oxford	L, 84-90
Jan. 9, 2018	Auburn	W, 85-70
Jan. 30, 2018	Oxford	W, 79-70

*SEC Tournament

Series Notes	
All Games at Auburn	Auburn leads 50-15
All Games at Auburn Arena	Ole Miss leads 4-3
All Games at BEMC	Auburn leads 33-9
All Games at Ole Miss	Ole Miss leads 41-24
All Games at The Pavilion	Ole Miss leads 2-1
All Games at TSC	Ole Miss leads 33-15
All Games at Neutral Sites	Ole Miss leads 4-1
SEC Tournament Games	Ole Miss leads 2-1
Bruce Pearl vs. Ole Miss	6-7
Kermit Davis vs. Auburn	0-4
Current Series Streak	2 by Auburn

STAT RANKINGS (AS OF 1/6)

	Value	SEC	NCAA
Winning Pct.	.846	3rd	29th
Scoring Offense	85.2	2nd	15th
Scoring Defense	64.5	3rd	39th
Scoring Margin	+20.7	2nd	7th
Field Goal Pct.	.463	8th	114th
Field Goal Pct. Def.	.411	9th	87th
3-pt. FG Per Game	10.5	1st	15th
3-pt. FG Pct.	.349	7th	152nd
3-pt. FG Pct. Def.	.350	11th	238th
Free Throw Pct.	.675	12th	248th
Free Throw Made	179	10th	261st
Free Throws Att.	265	9th	251st
Rebounds	39.2	5th	55th
Rebound Margin	+5.5	7th	56th
Off. Rebounds	15.4	1st	3rd
Def. Rebounds	23.8	14th	294th
Assists	16.9	3rd	28th
Assist/Turnover	1.26	3rd	62nd
Turnover Margin	+7.4	1st	2nd
Turnovers Forced	20.9	1st	3rd
Blocks	6.2	1st	2nd
Steals	10.4	1st	4th

INDIVIDUAL

Assist-to-Turnover Ratio

Jared Harper 3.07 4th 31st

Assists Per Game

Jared Harper 6.8 1st 10th

Blocks Per Game

Austin Wiley 2.1 6th 39th

Anfernee McLemore 1.7 11th 78th

Free Throw Percentage

Jared Harper .867 1st 49th

Minutes Per Game

Jared Harper 33:10 1st 174th

Offensive Rebounds Per Game

Chuma Okeke 2.9 4th 68th

Horace Spencer 2.6 8th 108th

Steals Per Game

Chuma Okeke 2.0 2nd 49th

Three-Pointers Per Game

Bryce Brown 3.2 2nd 32nd

Jared Harper 2.7 4th 95th

Total Three-Point FG Made

Bryce Brown 41 2nd 79th

Jared Harper 35 4th 175th

Total Assists

Jared Harper 89 1st 21st

Total Blocks

Austin Wiley 25 9th 63rd

Anfernee McLemore 22 11th 85th

Chuma Okeke 18 15th 150th

Total Steals

Chuma Okeke 26 2nd 87th

WINS/LOSSES

Category	Wins	Losses
Scoring Offense	87.6	71.5
Scoring Defense	62.0	78.0
Scoring Margin	+25.6	-6.5
Field Goal Pct.	.471	.417
Field Goal Pct. Def.	.397	.486
3-pt. FG Per Game	10.9	8.0
3-pt. FG Pct.	.360	.281
3-pt. FG Pct. Def.	.347	.362
Free Throw Pct.	.689	.524
Free Throws Made	15.3	5.5
Rebounds	39.2	39.0
Rebound Margin	+6.3	+1.0
Off. Rebounds	15.2	16.5
Def. Rebounds	24.0	22.5
Assists	17.5	13.5
Assist/Turnover	1.4	0.8
Turnover Margin	+8.6	+0.5
Turnovers Forced	21.5	17.5
Steals	10.5	9.5
Blocks	6.9	2.5

CURRENT STREAKS

Overall	Won 2
vs. Unranked	Won 2
vs. Ranked	Lost 1
Home	Won 10
vs. SEC	Won 3
vs. Non-SEC	Won 21
vs. Ranked	Won 2
vs. Unranked	Won 10
Road	Lost 1
vs. SEC	Lost 3
vs. Non-SEC	Lost 1
vs. Ranked	Won 1
vs. Unranked	Lost 1
Neutral	Won 1
vs. Ranked	Lost 9
vs. Unranked	Won 3

CONSECUTIVE GAMES WITH A 3-POINTER

Jared Harper	7
Malik Dunbar	4
Bryce Brown	2

CONSECUTIVE GAMES WITH 10+ POINTS

Austin Wiley	3
Chuma Okeke	2
Bryce Brown	2

AUBURN IN THE POLLS

Date	AP Poll	Coaches Poll
Preseason	11	12
Nov. 12	9	12
Nov. 19	8	9
Nov. 26	8	10
Dec. 3	8	9
Dec. 10	8	8
Dec. 17	7	7
Dec. 24	12	11
Dec. 31	12	13
Jan. 7	11	10

AP POLL

Rank	School	Record	Points
1	* Duke (37)	12-1	1535
2	Michigan (9)	15-0	1499
3	* Tennessee (13)	12-1	1481
4	Virginia (5)	13-0	1471
5	Gonzaga	14-2	1319
6	Michigan State	13-2	1291
7	Kansas	12-2	1159
8	Texas Tech	13-1	1109
9	Virginia Tech	13-1	1093
10	Nevada	14-1	920
11	Auburn	11-2	919
12	North Carolina	11-3	889
13	Florida State	12-2	879
14	* Mississippi State	12-1	683
15	* NC State	13-1	674
16	Ohio State	12-2	620
17	Houston	15-0	565
18	* Kentucky	10-3	520
19	Buffalo	13-1	434
20	Iowa State	12-2	344
21	Marquette	12-3	340
22	Indiana	12-3	245
23	Oklahoma	12-2	243
24	St. John's	14-1	221
25	TCU	12-1	99

Others receiving votes: Villanova 56, Wisconsin 45, Iowa 40, Minnesota 23, Purdue 20, Nebraska 15, Maryland 14, Seton Hall 14, *Alabama 7, UCF 6, Louisville 3, Texas 2, Arizona State 1, *Florida 1, North Texas 1

* - Auburn opponent

USA TODAY COACHES POLL

Rank	School	Record	Points
1	Virginia (11)	13-0	741
2	* Duke (8)	12-1	735
3	* Tennessee (6)	12-1	721
4	Michigan (6)	15-0	714
5	Michigan State	13-2	621
6	Gonzaga	14-2	618
7	Virginia Tech	13-1	559
8	Texas Tech	13-1	527
9	Kansas	12-2	517
10	Auburn	11-2	453
11	Nevada	14-1	428
12	North Carolina	11-3	405
13	Florida State	12-2	393
14	* Mississippi State	12-1	363
15	Houston	15-0	337
16	* NC State	13-1	325
17	Ohio State	12-2	295
18	* Kentucky	10-3	225
19	Marquette	12-3	190
20	Buffalo	13-1	157
21	Iowa State	12-2	145
22	Oklahoma	12-2	128
23	St. John's	14-1	96
24	Indiana	12-3	94
25	Iowa	12-3	68

Others receiving votes: Wisconsin 49, Villanova 45, TCU 44, Nebraska 20, UCF 14, Arizona State 13, Seton Hall 11, North Texas 9, Minnesota 7, Furman 5, Texas 2, Kansas State 1

* - Auburn opponent

AUBURN'S RECORD

Overall	11-2
Home	8-0
Away	1-1
Neutral	2-1
Conference	0-0
Home	0-0
Away	0-0
Non-Conference	11-2
Home	8-0
Away	1-1
Neutral	2-1
Overtime	2-0
Wearing white Auburn uniforms	4-0
Wearing white Tigers uniforms	4-0
Wearing navy uniforms	2-1
Wearing orange uniforms	1-1
Leading at half	11-0
Trailing at half	0-2
Tied at half	0-0
Leading with 5:00 remaining in second half	11-0
Trailing with 5:00 remaining in second half	0-2
Tied with 5:00 remaining in second half	0-0
Has more rebounds than opponent	8-1
Has fewer rebounds than opponent	3-1
Same rebounds as opponent	0-0
Commits more turnovers than opponent	0-1
Causes more turnovers than opponent	11-1
Same turnovers as opponent	0-0
Has more FT attempts than opponent	7-0
Has fewer FT attempts than opponent	3-2
Same FT attempts as opponent	1-0
Shoots 40% or better from field	10-1
Shoots less than 40% from field	1-1
Opponent shoots 40% or better from field	8-2
Opponent shoots less than 40% from field	3-0
Shoots better than opponent	8-0
Opponent shoots better	3-2
Same FG percentage	0-0
Bench outscores opponent's bench	6-2
Opponent's bench outscores Auburn bench	5-0
Same points off the bench	0-0
Auburn scores 100 or more	2-0
Auburn scores between 90-99	3-0
Auburn scores between 80-89	3-0
Auburn scores between 70-79	2-2
Auburn scores between 60-69	1-0
Auburn scores less than 60	0-0
Opponent scores 100 or more	0-0
Opponent scores between 90-99	0-0
Opponent scores between 80-89	1-0
Opponent scores between 70-79	3-2
Opponent scores between 60-69	1-0
Opponent scores less than 60	5-0
On Sunday	0-0
On Monday	1-0
On Tuesday	2-1
On Wednesday	3-1
On Thursday	0-0
On Friday	1-0
On Saturday	4-0
In November	6-1
In December	5-1
In January	0-0
In February	0-0
In March	0-0
Five-plus players score in double-figures	5-0
Four players score in double figures	2-1
Three players score in double figures	1-1
Two players score in double figures	3-0
One player scores in double figures	0-0

MISCELLANEOUS STATISTICS

Largest margin of victory	51, vs. Mississippi College (11/14/18)
Smallest margin of victory	4, at UAB (OT) (12/15/18)
Largest margin of defeat	8, at NC State (12/19/18)
Smallest margin of defeat	6, vs. Duke (11/20/18)
Biggest rebound margin	+31, vs. Mississippi College (11/14/18)
Biggest rebound deficit	-10, vs. Dayton (12/8/18)
Average margin of victory/defeat	+25.5/-7.0
Largest halftime lead	28, vs. Saint Peter's (11/28/18)
Largest halftime lead blown	-
Largest halftime deficit	8, (2x) last at NC State (12/19/18)
Largest halftime deficit overcome to win	-
Largest overall lead	55, vs. Saint Peter's (2H) (11/28/18)
Largest overall lead blown	1, at NC State (1H) (12/19/18)
Largest overall deficit	17, vs. Duke (1H) (11/20/18)
Largest deficit overcome to win	7, at UAB (2H) (OT) (12/15/18)

TEAM EXTREMES

Most points scored	103, vs. Mississippi College (11/14/18)
Fewest points scored	67, vs. UNC Asheville (12/4/18)
Most rebounds	66, vs. Mississippi College (11/14/18)
Fewest rebounds	27, vs. Dayton (12/8/18)
Most assists	25, vs. Saint Peter's (11/28/18)
Fewest assists	10 (2x), last at UAB (OT) (12/15/18)
Most turnovers	25, at NC State (12/19/18)
Fewest turnovers	9, vs. Duke (11/20/18)
Most steals	20, vs. North Florida (12/29/18)
Fewest steals	2, at UAB (OT) (12/15/18)
Most blocks	12, vs. UNC Asheville (12/4/18)
Fewest blocks	2 (2x), last vs. Arizona (11/21/18)
Best shooting percentage	.540 (27-50), vs. Arizona (11/21/18)
Worst shooting percentage	.364 (28-77), vs. Duke (11/20/18)
Best 3-pt. percentage	.484 (15-31), vs. Saint Peter's (11/28/18)
Worst 3-pt. percentage	.182 (4-22), at UAB (OT) (12/15/18)
Best FT percentage	.824 (14-17), vs. Dayton (12/8/18)
Worst FT percentage	.500 (7-14), vs. South Alabama (11/6/18)
Most points (1st half)	52, vs. South Alabama (11/6/18)
Fewest points (1st half)	27, at NC State (12/19/18)
Most points (2nd half)	55 (2x), last vs. Murray State (12/22/18)
Fewest points (2nd half)	31, vs. Dayton (12/8/18)
Most points (OT)	12, at UAB (OT) (12/15/18)
Fewest points (OT)	11, vs. Xavier (OT) (11/19/18)

STARTING LINEUPS

Record when starting lineup is:

Brown, Doughty, Harper, McLemore, Okeke	9-2
Brown, Doughty, Harper, Okeke, Wiley	2-0

Record when starts:

Bryce Brown	11-2
Samir Doughty	11-2
Jared Harper	11-2
Anfernee McLemore	9-2
Chuma Okeke	11-2
Austin Wiley	2-0

AUBURN INDIVIDUAL GAME HIGHS

Points _____ 34, Bryce Brown vs. Dayton (12/8/18)
 _____ 31, Jared Harper at UAB (OT) (12/15/18)
 _____ 26, Bryce Brown vs. Xavier (OT) (11/19/18)
 Field Goals Made _____ 10, Bryce Brown vs. Dayton (12/8/18)
 _____ 9, Bryce Brown vs. Xavier (OT) (11/19/18)
 _____ 8, Jared Harper vs. Xavier (OT) (11/19/18)
 _____ 8, Anfernee McLemore vs. Saint Peter's (11/28/18)
 Field Goal Att. _____ 19, Jared Harper vs. Duke (11/20/18)
 _____ 19, Jared Harper at UAB (OT) (12/15/18)
 _____ 18, Bryce Brown vs. Xavier (OT) (11/19/18)
 _____ 18, Bryce Brown vs. Dayton (12/8/18)
 FG Pct. _____ .857 (6-7), Malik Dunbar vs. Arizona (11/21/18)
 _____ .857 (6-7), Samir Doughty vs. Murray State (12/22/18)
 3-Point FG Made _____ 6, Jared Harper vs. South Alabama (11/6/18)
 _____ 6, Jared Harper vs. Duke (11/20/18)
 _____ 6, Bryce Brown vs. Dayton (12/8/18)
 3-Point FG Att. _____ 13, Bryce Brown vs. Xavier (OT) (11/19/18)
 _____ 13, Jared Harper vs. Duke (11/20/18)
 _____ 13, Bryce Brown vs. Dayton (12/8/18)
 3-Pt FG Pct. _____ 1.000 (3-3), Chuma Okeke vs. Washington (11/9/18)
 Free Throws Made _____ 15, Jared Harper at UAB (OT) (12/15/18)
 Free Throw Att. _____ 16, Jared Harper at UAB (OT) (12/15/18)
 FT Pct. _____ 1.000 (6-6), Jared Harper vs. Dayton (12/8/18)
 _____ 1.000 (4-4), Samir Doughty vs. Washington (11/9/18)
 _____ 1.000 (4-4), Jared Harper vs. Washington (11/9/18)
 Rebounds _____ 17, Horace Spencer vs. Mississippi College (11/14/18)
 Assists _____ 13, Jared Harper vs. South Alabama (11/6/18)
 Steals _____ 5, Malik Dunbar vs. UNC Asheville (12/4/18)
 _____ 5, Chuma Okeke vs. Murray State (12/22/18)
 _____ 5, Chuma Okeke vs. North Florida (12/29/18)
 Blocked Shots _____ 5, Austin Wiley vs. UNC Asheville (12/4/18)
 _____ 5, Austin Wiley vs. Dayton (12/8/18)
 Turnovers _____ 5, Chuma Okeke vs. South Alabama (11/6/18)
 _____ 5, Jared Harper vs. Xavier (OT) (11/19/18)
 Fouls _____ 5 (3x), last Samir Doughty vs. Duke (11/20/18)
 Minutes _____ 43, Bryce Brown vs. Xavier (OT) (11/19/18)
 _____ 43, Jared Harper vs. Xavier (OT) (11/19/18)
 _____ 41, Jared Harper at UAB (OT) (12/15/18)

OPPONENT INDIVIDUAL GAME HIGHS

Points _____ 25, Rodrick Sikes vs. South Alabama (11/6/18)
 _____ 25, Ja Morant vs. Murray State (12/22/18)
 Field Goals Made _____ 8, Rodrick Sikes vs. South Alabama (11/6/18)
 _____ 8, Shaq Buchanan vs. Murray State (12/22/18)
 Field Goal Att. _____ 20, RJ Barrett vs. Duke (11/20/18)
 FG Pct. _____ .778 (7-9), Jaylen Nowell vs. Washington (11/9/18)
 3-Point FG Made _____ 5, Rodrick Sikes vs. South Alabama (11/6/18)
 _____ 5, Tevin Brown vs. Murray State (12/22/18)
 3-Point FG Att. _____ 12, Rodrick Sikes vs. South Alabama (11/6/18)
 3-Pt FG Pct. _____ 1.000 (2-2), Jaylen Nowell vs. Washington (11/9/18)
 _____ 1.000 (2-2), Ezekiel Balogun vs. North Florida (12/29/18)
 Free Throws Made _____ 10, Ja Morant vs. Murray State (12/22/18)
 Free Throw Att. _____ 11, Ja Morant vs. Murray State (12/22/18)
 FT Pct. _____ 1.000 (4-4), Rodrick Sikes vs. South Alabama (11/6/18)
 _____ 1.000 (4-4), Zach Jones vs. Mississippi College (11/14/18)
 _____ 1.000 (6-6), Quentin Goodin vs. Xavier (OT) (11/19/18)
 _____ 1.000 (6-6), Cam Reddish vs. Duke (11/20/18)
 _____ 1.000 (4-4), Davauhnte Turner vs. Saint Peter's (11/28/18)
 Rebounds _____ 10, Brandon Boston vs. Mississippi College (11/14/18)
 _____ 10, Zack Bryant at UAB (OT) (12/15/18)
 _____ 10, Tevin Brown vs. Murray State (12/22/18)
 Assists _____ 7, Ja Morant vs. Murray State (12/22/18)
 Steals _____ 4, Darnell Cowart vs. Murray State (12/22/18)
 Blocked Shots _____ 7, Marques Bolden vs. Duke (11/20/18)
 Turnovers _____ 9, DeVon Baker vs. UNC Asheville (12/4/18)
 _____ 8, Dyllan Taylor vs. Mississippi College (11/14/18)
 _____ 8, Brian Coffey II vs. North Florida (12/29/18)
 Fouls _____ 5 (3x), last Jeremiah Bell at UAB (OT) (12/15/18)
 Minutes _____ 43, Quentin Goodin vs. Xavier (OT) (11/19/18)
 _____ 42, Jalen Perry at UAB (OT) (12/15/18)

THE LAST TIME - TEAM

Defeated a ranked team at home _____ vs. #25 vs. Washington (11/9/18)
 Defeated a ranked team on the road _____ at #23 Tennessee (1/2/18)
 Defeated a top-10 team at home _____ vs. #9 Alabama (1/18/03)
 Defeated a top-10 team on the road _____ at #8 Arkansas (1/23/93)
 Won in overtime _____ at UAB, 75-71 (OT) (12/15/18)
 Lost in overtime _____ vs. Missouri (SECT), 86-83 (OT) (3/8/17)
 Won in double overtime _____ vs. Xavier, 89-88 (2OT) (12/20/14)
 Lost in double overtime _____ at Arkansas, 88-80 (2OT) (1/16/13)
 Played back-to-back overtime games _____ vs. Ole Miss, W 69-68 (2OT) (1/14/12)
 _____ at LSU, L 65-58 (OT) (1/17/12)
 Played at least three overtimes _____ vs. Georgia (SECT) (4OT) (3/1/79)
 Shot 70% for a half _____ 74.1% (20-27) vs. Arkansas-Pine Bluff (12/30/13)
 Shot 70% for a half (SEC) _____ 72.7% (16-22) at Ole Miss (2/22/03)
 Shot 60% for a game _____ 61.8% (42-68) vs. Winthrop (11/24/17)
 Shot 60% for a game (SEC) _____ 61.1% (33-54) at Arkansas (2/17/16)
 Shot less than 30% for a game _____ 25.8% (17-66) vs. Clemson (3/18/18)
 Shot 100% from the FT line _____ 100% (6-6) vs. Long Beach State (12/23/11)
 Shot 60% from 3-point line _____ 65.4% (17-26) vs. Vanderbilt (2/3/18)
 Shot less than 30% in half _____ 18.2% (6-33) vs. Clemson (1st) (3/18/18)
 Shot less than 20% in half _____ 18.2% (6-33) vs. Clemson (1st) (3/18/18)
 Shot less than 10% in a half _____ 8.3% (2-24) vs. LSU (1st) (1/8/11)
 Attempted 50 free throws _____ 52 vs. Vanderbilt (2/6/54)
 Attempted 40 free throws _____ 42 vs. Alabama (1/21/17)
 Attempted 30 free throws in half _____ 30 vs. Georgia (2nd) (2/24/16)
 Made 30 free throws _____ 31 at Arkansas (2/27/18)
 Made 30 free throws (SEC) _____ 31 at Arkansas (2/27/18)
 Made at least 10 3-point field goals _____ 12 vs. Dayton (12/8/18)
 Failed to make 3-point field goal _____ vs. Kentucky (0-15) (1/19/13)
 Had at least 50 rebounds _____ 66 vs. Mississippi College (11/14/18)
 Had less than 20 rebounds _____ 19 vs. Presbyterian (12/18/10)
 Had 25 assists _____ 25 vs. Saint Peter's (11/28/18)
 Had at least 15 steals _____ 20 vs. North Florida (12/29/18)
 Had at least 10 blocks _____ 12 vs. UNC Asheville (12/4/18)
 Had at least 15 blocks _____ 17 vs. Nicholls State (11/25/11)
 Had at least 25 lead changes _____ 27 at Arkansas (1/16/13)
 Scored 50 points in a half _____ 50 vs. North Florida (2nd) (12/29/18)
 Scored 50 points in a half (SEC) _____ 50 vs. Alabama (2nd) (2/21/18)
 Scored 60 points in a half _____ 61 vs. Winthrop (2nd) (11/24/17)
 Scored 60 points in a half (SEC) _____ 64 at Tennessee (2/15/06)
 Scored 70 points in a half _____ 72 vs. Northwestern State (2nd) (11/27/15)
 Scored 100 points _____ 103 vs. Mississippi College (11/14/18)
 Scored 100 points (SEC) _____ 102 vs. Alabama (2/13/99)
 Scored under 20 points in 1st half _____ 19 vs. Clemson (1st) (3/18/18)
 Scored under 20 points in 2nd half _____ 14 vs. Tulsa (11/24/14)
 Scored under 10 points in a half _____ 6 vs. LSU (1st) (1/8/11)
 Scored 35 or under points in a game _____ 35 vs. Tulsa (11/24/14)
 Scored under 50 points in game _____ 45 at Tennessee (2/9/16)
 Scored under 50 points in game (SEC) _____ 45 at Tennessee (2/9/16)

THE LAST TIME - INDIVIDUAL

Scored at least 30 points	Jared Harper (31) at UAB (OT) (12/15/18)
Scored at least 35 points	Toney Douglas (38) vs. Nicholls State (11/24/04)
Scored at least 40 points	Wesley Person (44) vs. UAB (12/16/93)
Had two players with at least 20 points	Bryce Brown (34) and Jared Harper (20) vs. Dayton (12/8/18)
Had three players with at least 20 points	KT Harrell (24), Tahj Shamsid-Deen (21) & Cinmeon Bowers (20) vs. Louisiana (11/21/14)
Scored 20 points in a half	Bryce Brown (22, 1st) vs. Dayton (12/8/18)
Scored 20 points in 1st half	Bryce Brown (22) vs. Dayton (12/8/18)
Scored 20 points in 2nd half	Bryce Brown (25) vs. Georgia (1/20/18)
Scored 25 points in a half	Bryce Brown (25, 2nd) vs. Georgia (1/20/18)
Had two players with 25 points	Bryce Brown (26) and Jared Harper (25) vs. Xavier (OT) (11/19/18)
Had two players with 25 points (SEC)	Chris Denson (30) & KT Harrell (26) vs. Mississippi State (2/14/14)
A player had back-to-back 25-point SEC games	Kareem Canty (26) vs. Kentucky (1/16/16); (25) vs. Alabama (1/19/16)
A player had three straight 25-point SEC games	Chris Denson (29) at LSU (2/8/14)
	(26) vs. Kentucky (2/12/14); (30) vs. Mississippi State (2/15/14)
A player had four straight 25-point SEC games	Chris Denson (25) at South Carolina (2/5/14); (29) at LSU (2/8/14);
	(26) vs. Kentucky (2/12/14); (30) vs. Mississippi State (2/15/14)
A player had five straight 25-point SEC games	Keenan Carpenter (44) vs. LSU (1/8/89); (28) vs. Mississippi State (2/11/89)
	(33) at Florida (2/15/89); (32) at Ole Miss (2/18/89); (29) vs. Kentucky (2/20/89)
Zero players scored in double figures	at Vanderbilt (1/7/12)
Only one player scored in double figures	Bryce Brown (18) at Tennessee (2/9/16)
Five players scored in double figures	Bryce Brown (18), Austin Wiley (13),
	Chuma Okeke (12), Malik Dunbar (11), Anfernee McLemore (11) vs. North Florida (12/29/18)
Five players scored in double figures (SEC)	Mustapha Heron (21), Desean Murray (18),
	Bryce Brown (15), Chuma Okeke (14), Jared Harper (11) vs. LSU (1/27/18)
All five starters scored in double figures	Samir Doughty (20), Chuma Okeke (17),
	Austin Wiley (17), Jared Harper (12), Bryce Brown (11) vs. Murray State (12/22/18)
Six players scored in double figures	Austin Wiley (18), Bryce Brown (16), Horace Spencer (14),
	Samir Doughty (13), Jared Harper (10) vs. Mississippi College (11/14/18)
Six players scored in double figures (SEC)	Desean Murray (16), Mustapha Heron (15), Bryce Brown (13),
	Anfernee McLemore (13), Jared Harper (12), Horace Spencer (12) vs. Ole Miss (1/9/18)
Had at least 15 rebounds	Horace Spencer (17) vs. Mississippi College (11/14/18)
Had at least 15 rebounds (SEC)	Cinmeon Bowers (17) vs. Ole Miss (2/20/16)
Had at least 20 rebounds	Kelvin Ardister (20) vs. Tennessee (1/4/89)
Had at least 25 rebounds	Rex Frederick (25) at Ole Miss (1/6/58)
Had at least 20 pts & 20 reb	Kelvin Ardister (22 pts, 20 reb) vs. Tennessee (1/4/89)
Had two players with at least 10 rebounds	Anfernee McLemore (11) and Desean Murray (11) vs. Kentucky (2/14/18)
Had at least three players with 10 rebounds	Korvotney Barber (13), Quantez Robertson (10) and Lucas Hargrove (10) at Virginia (12/20/08)
Had a double-double	Jared Harper (12 pts, 10 ast) and Austin Wiley (17 pts, 10 reb) vs. Murray State (12/22/18)
Had two straight double-doubles	Chuma Okeke (16 pts, 10 reb) vs. Alabama (2/21/18); (12 pts, 10 reb) at Florida (2/24/18)
Had three straight double-doubles	Cinmeon Bowers (12 pts, 15 reb) vs. Vanderbilt (2/13/16);
	(14 pts, 10 reb) at Arkansas (2/17/16); (11 pts, 18 reb) vs. Ole Miss (2/20/16)
Had four straight double-doubles	Cinmeon Bowers (19 pts, 19 reb) vs. Middle Tennessee (12/12/15); (13 pts, 12 reb) vs. Mercer (12/15/15);
	(12 pts, 11 reb) at Xavier (12/19/15); (12 pts, 12 reb) vs. New Mexico (12/22/15)
Had five straight double-doubles	Jeff Moore (26 pts, 11 reb) vs. Ole Miss (3/2/88); (20 pts, 11 reb) at LSU (3/5/88);
	(22 pts, 11 reb) vs. Georgia (3/11/88); (13 pts, 13 reb) vs. Bradley (3/17/88); (22 pts, 11 reb) vs. Oklahoma (3/19/88)
Had two players with a double-double	Jared Harper (12 pts, 10 ast) and Austin Wiley (17 pts, 10 reb) vs. Murray State (12/22/18)
Had a double-double with points and assists	Jared Harper (12 pts, 10 ast) vs. Murry State (12/22/18)
Had a triple-double	Kenny Gabriel (24 pts, 13 reb, 10 blk) vs. Bethune-Cookman (1/2/12)
Had 10 assists	Jared Harper (10) vs. North Florida (12/29/18)
Had two players with at least five blocks	Rob Chubb (5) and Willy Kouassi (5) vs. Nicholls State (11/25/11)
Had 10 blocks	Kenny Gabriel (10) vs. Bethune-Cookman (1/2/12)
Had five steals	Chuma Okeke (5) vs. North Florida (12/29/18)
Had five steals (SEC)	Antoine Mason (5) at LSU (2/6/15)
Made 25 straight free throws	Danjel Purifoy (27) (11/23/16-12/18/16)
Hit buzzer-beater shot to win a game	T.J. Dunans vs. Mercer (3-pt FG, 76-74) (12/18/16)
Played more than 40 minutes	Jared Harper (41) at UAB (OT) (12/15/18)


1

JARED HARPER

6-0 • 175

Jr. • G

Mableton, Ga.
(Pebblebrook HS)



2017-18 (Sophomore): Named Second Team All-SEC by the Associated Press and the conference coaches ... selected to the United State Basketball Writers Association All-District IV team ... tabbed to the SEC Community Service Team ... averaged 13.2 points, 5.4 assists, 2.4 rebounds and 1.2 steals per game in 30.5 minutes per game ... started all 34 games as the floor general ... ranked third on the team with 27 games in double figures ... made team-best 74 of 86 free throws with under 4 minutes to go ... knocked down 166 free throws, the 4th-most in single-season program history ... became 1 of only 2 players (KT Harrell) to be in Auburn's top 10 for single-season free throws and also made at least 50 3s in the same season ... was fifth in the SEC by shooting 82% from the charity stripe ... ranked in the top 5 in the SEC and top 50 nationally in assists per game (5.4) and assist-to-turnover ratio (2.57) ... produced the most games of 7+ assists by any player in the SEC with 15 such instances ... the Tigers scored a total of 481 points off assists from Harper (333 from downtown, 148 inside the arc) ... tied with Gerald White (1984-85) for 4th in the Auburn record books with 185 assists ... racked up 14 assists against Vanderbilt, which was 1 off the school record held by Eddie Johnson (1976) ... finished with 14 points and 14 assists to become the first player to record a double-double in points and assists since Kareem Canty (2015) ... scored in double figures in 17 of 18 SEC games (team-best) ... reached the 20-point plateau 5 times, including a career-best 24 at Georgia ... 4 of 5 20-point games came in league play ... led team with 40 steals ... guided the team in assists in 27 games, steals in 13 contests and scoring in 6 tilts ... averaged 15.2 points, 5.9 assists, 2.2 rebounds and 1.4 steals in SEC play ... played over 20 minutes in all but 1 contest ... knocked down a career-high 5 buckets from behind the arc to highlight a 21-point outing, including 18 in the second half, at Missouri ... declared for the NBA Draft without the intention of hiring an agent on April 6.

HIGH SCHOOL AND PERSONAL DATA: Consensus four-star signee ... ranked No. 54 overall by Rivals ... two-time first-team All-State ... averaged 27 points, 10.1 assists, 5.7 rebounds and 3.7 steals in leading Pebblebrook to a 23-10 record as a senior in 2015-16 under coach George Washington ... he shot 49 percent from the floor and 48.9 percent (85-of-174) from 3-point range ... in back-to-back seasons, led Pebblebrook to the Class 6A state championship game ... selected to the American Family Insurance High School Slam Dunk and 3-Point Championships in Pearland, Texas ... rated as a consensus four-star by ESPN, 247Sports, Rivals and Scout ... he had 24 points at halftime and scored 12 in the third quarter of the game named the MVP of the prestigious Peach Jam in 2015, leading his Georgia Stars AAU team to the championship with a game-high 34 points, eight assists and four rebounds in a 104-77 win over the St. Louis Eagles ... averaged 21 points and seven assists as a junior leading Pebblebrook to a school record wins with a 27-6 record in 2014-15 ... led the Georgia Stars to an 8-0 record in a Las Vegas tournament in July 2015 and as the Stars finished ranked No. 1 in the country ... an honors student, finished high school with a 3.7 GPA ... full name is Jared Lamar Harper ... son of Patrick and Erica Harper ... studying in Harbert College of Business ... signed national letter of intent on Nov. 12, 2015.

HARPER'S MISCELLANEOUS STATS

	2016-17	2017-18	2018-19	Career
Games with 10+ Pts	18	27	9	55
Games with 20+ Pts	5	5	5	15
Games 5+ 3s	3	1	2	6
Games with 5+ Reb	2	4	4	10
Games with 10+ Reb	0	0	0	0
Games with 5+ Ast	5	20	11	36
Games with 10+ Ast	0	2	3	5
Games with 5+ Blk	0	0	0	0
Games with 5+ Stl	0	0	0	0
Double-Doubles	0	2	2	4

MEASURABLES AND BAM TESTING RESULTS

Wingspan	64.5"
Reach	7'10.5"
Hand	8.5"
Vertical Jump	34"
Approach Vertical	42.5"
3/4 Court Sprint	3.151
Reaction Shuttle	3.018
Lane Agility Drill	10.600
185 lb Bench	7

CAREER HIGHS

Points	31 at UAB (12/15/18)
Rebounds	6 (3x) last vs. Xavier (11/19/18)
Field Goals	9 vs. Xavier (11/19/18)
Field Goals Att.	19 (2x) last at UAB (12/15/18)
3-Pt. Field Goals	6 (2x) last vs. Duke (11/20/18)
3-Pt. Field Goals Att.	10 (2x) last vs. Duke (11/20/18)
Free Throws	15 at UAB (12/15/18)
Free Throws Att.	17 vs. Ole Miss (1/7/17)
Assists	14 vs. Vanderbilt (2/3/18)
Steals	4 (3x) last vs. Alabama (2/21/18)
Blocks	1 (4x) last vs. Ole Miss (1/9/18)
Minutes	43 vs. Xavier (11/19/18)

2018-19 HARPER GAME-BY-GAME

Opp.	Start	Min.	FG-A	3FG-A	FT-A	O-D-T	PF	A	TO	BLK	STL	PTS
S. Alabama	*	30	7-13	6-10	0-0	0-5-5	2	13	1	0	2	20
Washington	*	32	3-12	3-6	4-4	1-4-5	1	5	2	0	0	13
Miss. Col.	*	21	5-8	2-5	0-0	0-2-2	0	4	0	0	1	14
Xavier	*	43	9-17	3-9	4-6	1-5-6	3	8	5	0	3	25
Duke	*	38	7-19	6-10	2-2	0-0-0	0	6	2	0	0	22
Arizona	*	36	1-7	0-5	2-2	0-5-5	1	5	2	0	0	4
St. Peter's	*	27	2-8	2-6	0-0	0-1-1	1	8	3	0	3	6
UNCA	*	30	2-6	2-5	3-3	0-1-1	1	5	4	0	0	9
Dayton	*	35	5-11	4-7	6-6	0-3-3	1	7	1	0	2	20
UAB	*	41	7-19	2-6	15-16	0-4-4	2	3	1	0	0	31
NC State	*	37	5-16	1-5	0-0	1-3-4	3	5	4	0	0	11
Murray St.	*	34	4-11	2-6	2-4	0-2-2	1	10	2	0	0	12
North Fla.	*	27	3-7	2-5	1-2	2-2-4	1	10	2	0	1	9
Ole Miss												
Georgia												
Texas A&M												
Kentucky												
S. Carolina												
Miss. St.												
Missouri												
Alabama												
Florida												
LSU												
Ole Miss												
Vanderbilt												
Arkansas												
Kentucky												
Georgia												
Miss. St.												
Alabama												
Tennessee												

HARPER'S CAREER STATISTICS

Year	GP-GS	Min-Avg	FG-FGA	Pct	3FG-A	Pct	FT-FTA	Pct	Off-Def-Tot--Avg	PF-FO	Ast	TO	Blk	Stl	Pts	Avg
2016-17	32-30	774-24.2	104-270	.385	54-157	.344	103-146	.705	10-52-62--1.9	57-1	95	49	2	37	365	11.4
2017-18	34-34	1038-30.5	111-308	.360	61-172	.355	166-202	.822	14-68-82--2.4	63-2	185	72	1	40	449	13.2
2018-19	13-13	431-33.2	60-154	.390	35-85	.412	39-45	.867	5-37-42--3.2	17-0	89	29	0	12	194	14.9
TOTAL	79-77	2243-28.4	275-732	.376	150-414	.362	308-393	.784	29-157-186--2.4	137-3	369	150	3	89	1008	12.8

2



BRYCE BROWN

6-3 • 198

Sr. • G

Stone Mountain, Ga.
(Tucker HS)

2017-18 (Junior): Named First Team All-SEC by the Associated Press and Second Team All-SEC by the league coaches ... tabbed to the Naismith Trophy Top 30 ... selected to the United States Basketball Writers Association All-District IV team ... averaged 15.9 points, 2.0 rebounds, 1.7 assists and 1.0 steals per game in 31.2 minutes per game ... played and started in 33 games, only missing the Georgia game due to an injury ... became the 36th player in program history to reach 1,000 career points after dropping 29 in the regular season finale against South Carolina ... became the 18th player in program history to tally 1,000 career points prior to the end of their third season ... moved into second in the program's all-time 3-pointers made list with 241 career 3s ... was 1 away from matching the single-season 3-point record held by Lance Weems (108, 1995-96) as he racked up 107 buckets behind the arc ... has made the most 3-pointers by any player in Auburn history through their first 3 seasons with 241 ... that mark is 54 ahead of the next-best total by Tay Waller ... guided the SEC with 3.2 3-pointers per game and 107 total 3s ... both marks were in the top 20 nationally ... led the team in scoring 13 times, steals 6 times and assists 2 times ... held defensive matchup to shoot just 37% on the season and forced 100 turnovers ... paced the team with 8 halves with 15 or more points ... averaged 16.8 points, 1.8 rebounds, 1.2 assists and 1.0 steals per game in league play ... scoring total ranked 7th in the SEC during conference action ... averaged 18.4 points per game and shot 47% from the field, including 46% behind the arc, in home games ... scored in double figures in 28 of 33 games, ranking second on the team ... tied for the team lead with 8 20-point games and 1 30-point contest ... scored career-high 31 points on 12-of-16 from the floor, including 4-of-8 behind the arc, in the season opener vs. Norfolk State ... buried 5 or more 3s in 8 games, including 6 in SEC play ... scored 29 points vs. South Carolina to clinch SEC title ... Academic Top Tiger ... declared for the NBA Draft without the intention of hiring an agent on April 11.

HIGH SCHOOL AND PERSONAL DATA: Averaged 25 points, 6 rebounds and 4 assists as a senior at Tucker High School under coach James Hartry ... averaged 18 points and five assists as a junior ... teammates with former Auburn player Tahj Shamsid-Deen at Columbia High School in Decatur, Ga., as a sophomore in 2012-13 ... went to Columbia High School as a sophomore and junior and went to back-to-back state championships ... impressed the Auburn coaching staff at Coach Bruce Pearl's Elite Camp in 2014 ... full name is Bryce Wade Brown ... son of Cedric and Donna Brown ... father, Cedric, and brother, Blake, played football at Clark Atlanta ... studying in College of Liberal Arts ... signed national letter of intent on Nov. 14, 2014.

BROWN'S MISCELLANEOUS STATS

	2015-16	2016-17	2017-18	2018-19	Career
Games with 10+ Pts	14	7	28	10	59
Games with 20+ Pts	3	0	8	2	13
Games 5+ 3s	4	3	8	3	18
Games with 5+ Reb	3	4	1	0	8
Games with 10+ Reb	0	0	0	0	0
Games with 5+ Ast	0	1	2	2	5
Games with 10+ Ast	0	0	0	0	0
Games with 5+ Blk	0	0	0	0	0
Games with 5+ Stl	0	0	0	0	0
Double-Doubles	0	0	0	0	0

MEASURABLES AND BAM TESTING RESULTS

Wingspan	64.5"
Reach	8'1"
Hand	9.5"
Vertical Jump	35"
Approach Vertical	42.5"
3/4 Court Sprint	3.152
Reaction Shuttle	2.787
Lane Agility Drill	10.617
185 lb Bench	14

CAREER HIGHS

Points	34 vs. Dayton (12/8/18)
Rebounds	6 (3x) last vs. LSU (1/18/17)
Field Goals	12 vs. Norfolk State (11/10/17)
Field Goals Att.	18 (3x) last vs. Dayton (12/8/18)
3-Pt. Field Goals	9 at Arkansas (2/17/16)
3-Pt. Field Goals Att.	14 (2x) last vs. Alabama (2/21/18)
Free Throws	8 vs. Dayton (12/8/18)
Free Throws Att	9 vs. Dayton (12/8/18)
Assists	5 (5x) last vs. Saint Peter's (11/28/18)
Steals	3 (6x) last at Dayton (11/29/17)
Blocks	2 (2x) last vs. Boston College (12/12/16)
Minutes	43 vs. Xavier (11/19/18)

2018-19 BROWN GAME-BY-GAME

Opp.	Start	Min.	FG-A	3FG-A	FT-A	O-D-T	PF	A	TO	BLK	STL	PTS
S. Alabama	*	27	4-12	4-9	0-1	1-2-3	3	1	1	1	0	12
Washington	*	29	3-10	2-8	5-7	0-2-2	3	1	1	1	2	13
Miss. Col.	*	27	6-13	4-10	0-1	1-2-3	0	1	0	0	2	16
Xavier	*	43	8-18	5-13	5-6	0-4-4	2	5	2	0	2	26
Duke	*	38	6-17	4-13	0-0	2-1-3	2	2	2	0	1	16
Arizona	*	29	6-10	4-8	3-3	0-2-2	2	2	2	0	0	19
St. Peter's	*	25	7-11	3-6	2-4	0-4-4	0	5	1	0	1	19
UNCA	*	29	3-9	1-6	0-0	0-2-2	2	4	1	0	2	7
Dayton	*	34	10-18	6-13	8-9	0-1-1	1	1	1	0	0	34
UAB	*	39	1-7	0-6	3-4	1-0-1	3	2	1	0	0	5
NC State	*	26	1-6	0-4	1-1	1-2-3	1	1	6	0	2	3
Murray St.	*	33	4-10	3-8	0-0	0-1-1	2	2	3	0	0	11
North Fla.	*	24	5-12	5-10	3-3	1-1-2	2	4	3	0	2	18
Ole Miss												
Georgia												
Texas A&M												
Kentucky												
S. Carolina												
Miss. St.												
Missouri												
Alabama												
Florida												
LSU												
Ole Miss												
Vanderbilt												
Arkansas												
Kentucky												
Georgia												
Miss. St.												
Alabama												
Tennessee												

BROWN'S CAREER STATISTICS

Year	GP-GS	Min-Avg	FG-FGA	Pct	3FG-A	Pct	FT-FTA	Pct	Off-Def-Tot--Avg	PF-FO	Ast	TO	Blk	Stl	Pts	Avg
2015-16	30-11	742-24.7	93-274	.339	78-211	.370	38-46	.826	15-40-55--1.8	73-2	20	31	0	11	302	10.1
2016-17	28-13	592-21.1	68-189	.360	56-140	.400	18-27	.667	12-43-55--2.0	49-0	35	26	6	28	210	7.5
2017-18	33-33	1031-31.2	169-421	.401	107-280	.382	79-102	.775	19-46-65--2.0	55-0	55	43	7	32	524	15.9
2018-19	13-13	403-31.0	64-153	.418	41-114	.360	30-39	.769	7-24-31--2.4	23-0	31	24	2	14	199	15.3
TOTAL	104-70	2768-26.6	394-1037	.380	282-745	.379	165-214	.771	53-153-206--2.0	200-2	141	124	15	85	1235	11.9

3

DANJEL PURIFOY

6-7 • 230

Jr. • F

Centreville, Ala.

(Hargrave Military Academy)



2016-17 (Redshirt Freshman): Averaged 11.5 points, 4.7 rebounds, 1.8 assists and 1.4 steals in 28.7 minutes per game ... played in 29 games, starting 25 ... shot 39.8 percent from the field, 36.9 percent from 3-point range and 87.9 percent from the foul line ... in the SEC rankings, ranked sixth in free throw pct., sixth in 3-point field goals made (2.0), eighth in 3-point field goal pct. and ninth in steals ... made 27 straight free throws to tie the Auburn record with Frankie Sullivan in 2009-10 ... he and Mustapha Heron were the first Auburn freshmen to score in double figures in their first five college games since Wesley Person in 1990-91 ... scored a career-high 27 points (4-of-7 3s) vs. Boston College in the UnderArmour Reunion in New York's Madison Square Garden to go along with 5 rebounds, 2 assists and 2 steals ... 27 points (career-high 5-of-10 3s), 7 rebounds and 3 steals vs. Coastal Carolina ... named to the Cancun Challenge all-tournament team, averaging 16.5 points on 6-of-14 3s ... in Cancun, totaled 22 points (4-of-9 3s), 3 rebounds and 2 steals vs. #17 Purdue ... career-high 15 rebounds in the win at UConn and hit the game-tying 3-pointer with 1:04 left in overtime ... 19 points (17 in the second half) after playing only three first-half minutes vs. Georgia State ... 16 points (4-of-9 3s, including 3-of-4 3s in second half) and four rebounds at UAB ... 16 points (3-of-6 3s), 8 rebounds, 3 assists and 3 steals vs. Eastern Kentucky ... 15 points (3-of-6 3s), 7 rebounds and 2 steals at LSU ... 14 points (4-of-7 3s), 4 rebounds, 2 assists and 2 steals at Alabama after only 14 points combined in the previous four games ... left ankle sprain with 7:12 left in the first half vs. Ole Miss Jan. 7 and missed the next 3 games ... averaged 11.4 points in the final 10 games after averaging 3.5 points in the four games prior after a sprained ankle ... 12 points, 4 rebounds and 3 assists at Georgia ... 13 points vs. Missouri ... at the team's postseason awards banquet, received the Sonny Smith Most Outstanding Teammate Award and the John Mengelt Free Throw Award (.879).

HIGH SCHOOL AND PERSONAL DATA: Four-star small forward by ESPN, Rivals, Scout and 247Sports ... ranked ninth among all small forwards and 48th overall by 247Sports ... ranked as the nation's No. 12 small forward and the top player in Alabama by 247 Sports ... averaged 25 points, 11 rebounds, five blocks and 20 deflections a game at Hargrave Military Academy under coach A.W. Hamilton in 2014-15 ... averaged 17.7 points and 6.1 rebounds per game at Bibb County as a junior ... full name is Danjel Kevon Purifoy ... son of Waukesha Evans ... studying in College of Liberal Arts ... signed national letter of intent on Nov. 12, 2014.

PURIFOY'S MISCELLANEOUS STATS

	2016-17	2017-18	2018-19	Career
Games with 10+ Pts	17	0	0	17
Games with 20+ Pts	3	0	0	3
Games 5+ 3s	1	0	0	1
Games with 5+ Reb	12	0	0	12
Games with 10+ Reb	1	0	0	1
Games with 5+ Ast	2	0	0	2
Games with 10+ Ast	0	0	0	0
Games with 5+ Blk	0	0	0	0
Games with 5+ Stl	0	0	0	0
Double-Doubles	0	0	0	0

MEASURABLES AND BAM TESTING RESULTS

Wingspan	6'10.5"
Reach	8'8"
Hand	10"
Vertical Jump	28.5"
Approach Vertical	38.5"
3/4 Court Sprint	3.324
Reaction Shuttle	3.226
Lane Agility Drill	11.544
185 lb Bench	11

CAREER HIGHS

Points	27 (2x) last vs. Boston College (12/12/16)
Rebounds	15 at UConn (12/23/16)
Field Goals	9 vs. Coastal Carolina (12/15/16)
Field Goals Att.	14 (2x) last vs. Coastal Carolina (12/15/16)
3-Pt. Field Goals	5 vs. Coastal Carolina (12/15/16)
3-Pt. Field Goals Att.	10 vs. Coastal Carolina (12/15/16)
Free Throws	8 vs. Georgia State (11/14/16)
Free Throws Att.	10 vs. Georgia State (11/14/16)
Assists	9 vs. USC Upstate (11/29/16)
Steals	3 (6x) last at Texas A&M (2/18/17)
Blocks	1 (5x) last vs. Missouri (3/8/17)
Minutes	39 vs. Missouri (3/8/17)

2018-19 PURIFOY GAME-BY-GAME

Opp.	Start	Min.	FG-A	3FG-A	FT-A	O-D-T	PF	A	TO	BLK	STL	PTS
S. Alabama	-dnp-											
Washington	-dnp-											
Miss. Col.	-dnp-											
Xavier	-dnp-											
Duke	-dnp-											
Arizona	-dnp-											
St. Peter's	-dnp-											
UNCA	-dnp-											
Dayton	-dnp-											
UAB		7	1-2	0-1	0-1	1-0-1	0	0	0	0	1	2
NC State		8	0-1	0-1	0-0	1-1-2	1	0	2	0	0	0
Murray St.		4	0-1	0-1	0-0	0-0-0	0	0	0	0	1	0
North Fla.		8	1-3	0-0	0-0	0-1-1	0	1	0	0	0	2
Ole Miss												
Georgia												
Texas A&M												
Kentucky												
S. Carolina												
Miss. St.												
Missouri												
Alabama												
Florida												
LSU												
Ole Miss												
Vanderbilt												
Arkansas												
Kentucky												
Georgia												
Miss. St.												
Alabama												
Tennessee												

PURIFOY'S CAREER STATISTICS

Year	GP-GS	Min-Avg	FG-FGA	Pct	3FG-A	Pct	FT-FTA	Pct	Off-Def-Tot--Avg	PF-FO	Ast	TO	Blk	Stl	Pts	Avg
2016-17	29-25	831-28.7	97-244	.398	59-160	.369	80-91	.879	28-108-136--4.7	65-0	51	45	5	41	333	11.5
2018-19	4-0	27-6.8	2-7	.286	0-3	.000	0-1	.000	2-2-4--1.0	1-0	1	2	0	2	4	1.0
TOTAL	33-25	858-26.0	99-251	.394	59-163	.362	80-92	.870	30-110-140--4.2	66-0	52	47	5	43	337	10.2

4

MALIK DUNBAR

6-6 • 230

Sr. • G/F

North Augusta, S.C.

(College of Central Florida)



2017-18 (Junior): Averaged 5.4 points, 2.4 rebounds and 0.4 steals per game in 14.1 minutes per game ... played in all 34 games and started 3 ... shot 42% from the floor and 35% from 3-point land ... shot 36% from downtown during SEC action ... averaged 6.9 points and shot 45% from the field during home games ... scored in double figures 3 times ... led the Tigers in steals in 3 games and blocks in 1 contest ... went 23 for 62 from behind the arc in the last 19 games, despite starting the season 4 of 15 ... averaged 10 points and 6.3 rebounds to go along with 48% from the field, including 36% from downtown, as a starter ... buried multiple 3-points 7 times, including 5 during SEC play ... first game as a Tiger was season opener vs. Norfolk State where he scored 7 points in 16 minutes ... racked up 13 points on 6 of 8 shooting against Winthrop ... made first career start and played 25 minutes vs. UAB ... scored 9 points and had 6 rebounds in that game ... went 3 for 3 behind the arc at Murray State ... scored 12 points and had 3 boards vs. UConn ... started at Georgia and scored 7 points to go along with 6 rebounds ... scored a season-high 14 points on 6 of 10 from the floor, including 2 of 5 from downtown, and had 7 rebounds to go along with 2 steals in a start vs. Alabama ... went 4 for 7 from the floor for 11 points in NCAA Tournament action ... named a top-10 JUCO transfer by Jon Rothstein ... Academic Top Tiger.

HIGH SCHOOL AND PERSONAL DATA: Was a South Carolina Class 4A first-team all-state selection as a senior at Spring Valley High School in Columbia in 2014-15 ... son of Trika Mobley ... one of five siblings.

DUNBAR'S MISCELLANEOUS STATS			
	2017-18	2018-19	Career
Games with 10+ Pts	3	6	9
Games with 20+ Pts	0	0	0
Games 5+ 3s	0	0	0
Games with 5+ Reb	5	3	8
Games with 10+ Reb	0	0	0
Games with 5+ Ast	0	0	0
Games with 10+ Ast	0	0	0
Games with 5+ Blk	0	0	0
Games with 5+ Stl	0	1	1
Double-Doubles	0	0	0

MEASURABLES AND BAM TESTING RESULTS

Wingspan	6'9.25"
Reach	8'6"
Hand	9"
Vertical Jump	31.5"
Approach Vertical	38.5"
3/4 Court Sprint	3.221
Reaction Shuttle	3.009
Lane Agility Drill	12.282
185 lb Bench	13

CAREER HIGHS

Points	16 vs. South Alabama (11/6/18)
Rebounds	8 vs. Mississippi College (11/14/18)
Field Goals	7 vs. South Alabama (11/6/18)
Field Goals Att.	13 vs. UConn (12/23/17)
3-Pt. Field Goals	4 vs. Saint Peter's (11/28/18)
3-Pt. Field Goals Att.	7 vs. UConn (12/23/17)
Free Throws	3 vs. Indiana State (11/16/17)
Free Throws Att.	4 (2x) last at Georgia (2/10/18)
Assists	2 (3x) last vs. North Florida (12/29/18)
Steals	5 vs. UNC Asheville (12/4/18)
Blocks	3 at Murray State (12/19/17)
Minutes	26 at Georgia (2/10/18)

2018-19 DUNBAR GAME-BY-GAME

Opp.	Start	Min.	FG-A	3FG-A	FT-A	O-D-T	PF	A	TO	BLK	STL	PTS
S. Alabama	23	7-11	2-5	0-0	3-2-5	2	0	1	1	0	16	
Washington	18	3-5	1-3	1-1	0-4-4	0	0	0	0	0	8	
Miss. Col.	21	4-12	0-4	2-2	3-5-8	1	2	2	0	2	10	
Xavier	15	1-3	1-2	0-0	1-2-3	2	1	1	0	0	3	
Duke	20	2-5	1-3	0-0	0-2-2	5	1	1	1	0	5	
Arizona	17	6-7	2-3	1-2	1-3-4	1	0	1	0	1	15	
St. Peter's	18	4-9	4-6	2-2	0-3-3	1	1	1	0	2	14	
UNCA	25	3-4	2-3	0-2	1-6-7	1	1	2	0	5	8	
Dayton	6	0-3	0-3	0-0	0-0-0	0	0	0	0	0	0	
UAB	14	2-8	1-4	0-0	0-3-3	2	1	1	1	1	5	
NC State	20	5-8	2-5	0-1	1-3-4	4	0	1	0	1	12	
Murray St.	16	1-5	1-4	1-2	0-3-3	1	1	1	1	0	4	
North Fla.	23	4-10	1-5	2-2	1-2-3	1	2	0	0	2	11	
Ole Miss												
Georgia												
Texas A&M												
Kentucky												
S. Carolina												
Miss. St.												
Missouri												
Alabama												
Florida												
LSU												
Ole Miss												
Vanderbilt												
Arkansas												
Kentucky												
Georgia												
Miss. St.												
Alabama												
Tennessee												

DUNBAR'S CAREER STATISTICS

Year	GP-GS	Min-Avg	FG-FGA	Pct	3FG-A	Pct	FT-FTA	Pct	Off-Def-Tot--Avg	PF-FO	Ast	TO	Blk	Stl	Pts	Avg
2017-18	34-3	481-14.1	70-167	.419	27-78	.346	18-31	.581	18-65-83--2.4	65-1	8	27	8	13	185	5.4
2018-19	13-0	236-18.2	42-90	.467	18-50	.360	9-14	.643	11-38-49--3.8	21-1	10	12	4	14	111	8.5
TOTAL	47-3	717-15.3	112-257	.436	45-128	.352	27-45	.600	29-103-132--2.8	86-2	18	39	12	27	296	6.3

10

SAMIR DOUGHTY

6-4 • 195

Jr. • G

Philadelphia, Pa.
(VCU)



2017-18 (Sophomore): Sat out the season after transferring from VCU on June 27, 2017 ... will have two years of eligibility remaining beginning in the 2018-19 season ... brings experience, versatility and the ability to make his teammates better as a playmaker and slasher ... can play several positions on the floor.

2016-17 (Redshirt Freshman at VCU): Averaged 9.0 points, 3.6 rebounds, 2.1 assists and 0.9 steals in 23.1 minutes per game ... played in 35 games, starting 15 as VCU reached the NCAA Tournament, losing to Saint Mary's in the first round ... was the Rams' fourth-leading scorer ... averaged the most points by a VCU freshman since Shawn Hampton in 1998-99 ... shot 40.9 percent from the floor, 28.4 percent from 3-point range and 76.6 percent from the foul line ... shot 34.5 percent (19-of-55) from 3-point range for the final 21 games of the season since Jan. 4 after opening the year 4-of-26 from behind the arc ... career-high 23 points with nine assists and seven rebounds at Duquesne ... just missed a triple-double with 10 points, 10 assists and eight rebounds vs. Saint Joseph's ... 17 points in the Atlantic 10 Conference Tournament vs. Richmond ... 9 points vs. Saint Mary's in the NCAA Tournament ... went 4-0 as VCU toured Spain from Aug. 12-22 in Madrid, Toledo, Valencia and Barcelona.

2017-18 (Freshman at VCU): Redshirted at VCU ... originally signed with St. John's.

HIGH SCHOOL AND PERSONAL DATA: Averaged 24.9 points, 9.7 rebounds, 4.1 assists and 2.7 steals per game while shooting 59 percent from 2-point range as a senior at Mathematics, Civics & Science Charter in Philadelphia, Pa. ... ranked as the 35th-best point guard nationally by 247 Sports, including sixth-best in Pennsylvania, as a senior ... three-star recruit.

DOUGHTY'S MISCELLANEOUS STATS				
	2016-17	2017-18	2018-19	Career
Games with 10+ Pts	15	0	5	20
Games with 20+ Pts	1	0	1	2
Games 5+ 3s	0	0	0	0
Games with 5+ Reb	9	0	4	13
Games with 10+ Reb	0	0	1	1
Games with 5+ Ast	4	0	2	6
Games with 10+ Ast	1	0	0	1
Games with 5+ Blk	0	0	0	0
Games with 5+ Stl	0	0	0	0
Double-Doubles	1	0	0	1

MEASURABLES AND BAM TESTING RESULTS

Wingspan	64.5"
Reach	8'3.5"
Hand	8.25"
Vertical Jump	28.5"
Approach Vertical	34"
3/4 Court Sprint	3.305
Reaction Shuttle	3.430
Lane Agility Drill	11.607
185 lb Bench	3

CAREER HIGHS

Points	23 at Duquesne (1/4/17)
Rebounds	10 vs. Dayton (12/8/18)
Field Goals	9 at Duquesne (1/4/17)
Field Goals Att.	15 at Duquesne (1/4/17)
3-Pt. Field Goals	2 (12x) last vs. Murray State (12/22/18)
3-Pt. Field Goals Att.	6 at George Washington (2/8/17)
Free Throws	7 vs. St. Joseph's (2/14/17)
Free Throws Att.	8 (2x) last vs. St. Joseph's (2/14/17)
Assists	10 vs. St. Joseph's (2/14/17)
Steals	4 (2x) last vs. Dayton (12/8/18)
Blocks	1 (2x) last vs. George Mason (3/10/17)
Minutes	34 (2x) last vs. Dayton (12/8/18)

2018-19 DOUGHTY GAME-BY-GAME

Opp.	Start	Min.	FG-A	3FG-A	FT-A	O-D-T	PF	A	TO	BLK	STL	PTS
S. Alabama	*	19	5-7	2-3	2-2	1-0-1	3	1	2	0	0	14
Washington	*	25	6-9	2-4	4-4	2-2-4	2	4	3	0	4	18
Miss. Col.	*	19	5-11	1-5	2-2	1-4-5	3	2	3	0	3	13
Xavier	*	31	1-6	0-1	0-0	3-0-3	2	2	2	0	2	2
Duke	*	13	0-3	0-0	0-0	2-1-3	5	0	1	0	1	0
Arizona	*	23	3-6	1-2	0-0	1-2-3	3	0	1	0	1	7
St. Peter's	*	26	1-2	0-1	0-0	2-4-6	2	5	1	0	1	2
UNCA	*	25	4-7	2-5	3-4	1-5-6	2	2	2	0	2	13
Dayton	*	34	3-6	2-3	0-0	4-6-10	1	6	1	0	4	8
UAB	*	27	1-4	0-1	2-2	2-4-6	2	2	2	0	0	4
NC State	*	20	3-6	1-3	0-0	1-0-1	1	2	3	0	1	7
Murray St.	*	24	6-7	2-3	6-6	2-2-4	3	2	0	0	0	20
North Fla.	*	14	2-4	0-0	0-0	2-0-2	1	0	1	0	0	4
Ole Miss												
Georgia												
Texas A&M												
Kentucky												
S. Carolina												
Miss. St.												
Missouri												
Alabama												
Florida												
LSU												
Ole Miss												
Vanderbilt												
Arkansas												
Kentucky												
Georgia												
Miss. St.												
Alabama												
Tennessee												

DOUGHTY'S CAREER STATISTICS

Year	GP-GS	Min-Avg	FG-FGA	Pct	3FG-A	Pct	FT-FTA	Pct	Off-Def-Tot--Avg	PF-FO	Ast	TO	Blk	Stl	Pts	Avg
2016-17*	35-15	809-23.1	103-252	.409	23-81	.284	85-111	.766	29-98-127--3.6	76-3	75	66	2	33	314	9.0
2018-19	13-13	300-23.1	40-78	.513	13-31	.419	19-20	.950	24-30-54--4.2	30-1	28	22	0	19	112	8.6
TOTAL	48-28	1109-23.1	143-330	.433	36-112	.321	104-131	.794	53-128-181--3.8	106-4	103	88	2	52	426	8.9

12

J'VON McCORMICK

6-0 • 175

Jr. • G

New Orleans, La.
(Lee College)



2017-18 (Sophomore at Lee): Averaged 18.5 points, 6.4 assists and 5.3 rebounds in 28 games for the Runnin' Rebels ... started all 28 games ... was the third-highest scorer in the Region XIV Athletic Conference ... had 180 assists - the third-most in the region ... also added 44 steals ... knocked down 127 free throws.

2016-17 (Freshman at Lee): Averaged 4.9 points, 2.1 assists and 2.0 rebounds in 31 games for the Runnin' Rebels ... started seven games ... totaled 62 rebounds, including 23 offensive ... racked up 64 assists and contributed 39 steals.

HIGH SCHOOL AND PERSONAL DATA: Known for quickness and ability to create off the bounce ... fast guard to push the tempo and guard opposing team's primary ball-handlers ... scored over 2,000 points for Mayde Creek High School (Texas) ... earned the 2016 19-6A Offensive MVP ... was a member of the all-conference team ... earned the newcomer of the year award as a freshman ... played for coach Darius Barnes Jr. and C.O.G Elite ... also played for coach Tim Schumacher and Houston Hoops ... son of Carol McCormick ... has two brothers, Brad and Troy ... enrolled in the Harbert College of Business.

MCCORMICK'S MISCELLANEOUS STATS		
	2018-19	Career
Games with 10+ Pts	1	1
Games with 20+ Pts	0	0
Games 5+ 3s	0	0
Games with 5+ Reb	0	0
Games with 10+ Reb	0	0
Games with 5+ Ast	0	0
Games with 10+ Ast	0	0
Games with 5+ Blk	0	0
Games with 5+ Stl	0	0
Double-Doubles	0	0

MEASURABLES AND BAM TESTING RESULTS

Vertical Jump	34"
Approach Vertical	41.5"
3/4 Court Spring	3.091
Reaction Shuttle	3.033
Lane Agility Drill	11.252
185 lb Bench	6

CAREER HIGHS

Points	14 at NC State (12/19/18)
Rebounds	4 vs. Mississippi College (11/14/18)
Field Goals	6 at NC State (12/19/18)
Field Goals Att.	7 at NC State (12/19/18)
3-Pt. Field Goals	2 vs. Arizona (11/21/18)
3-Pt. Field Goals Att.	2 (2x) last vs. Arizona (11/21/18)
Free Throws	2 at NC State (12/19/18)
Free Throws Att.	4 (2x) last at NC State (12/19/18)
Assists	4 vs. North Florida (12/29/18)
Steals	3 (4x) vs. North Florida (12/29/18)
Blocks	-
Minutes	22 vs. Mississippi College (11/14/18)

2018-19 MCCORMICK GAME-BY-GAME

Opp.	Start	Min.	FG-A	3FG-A	FT-A	O-D-T	PF	A	TO	BLK	STL	PTS
S. Alabama	17	2-5	1-2	0-0	2-0-2	3	2	2	0	2	5	
Washington	8	1-4	0-1	0-0	0-1-1	2	2	0	0	0	2	
Miss. Col.	22	3-5	0-1	1-4	1-3-4	0	1	1	0	3	7	
Xavier	4	0-0	0-0	0-0	0-0-0	0	0	1	0	0	0	
Duke	3	0-0	0-0	0-0	1-0-1	1	2	0	0	0	0	
Arizona	15	2-2	2-2	0-0	0-0-0	2	1	3	0	1	6	
St. Peter's	10	0-0	0-0	0-0	0-0-0	1	1	0	0	0	0	
UNCA	-dnp-											
Dayton	11	1-1	0-0	0-0	0-0-0	0	1	0	0	0	2	
UAB	10	0-0	0-0	0-0	0-0-0	2	1	0	0	0	0	
NC State	17	6-7	0-0	2-4	2-0-2	2	3	1	0	3	14	
Murray St.	13	2-4	1-1	0-0	0-0-0	1	2	3	0	3	5	
North Fla.	16	1-3	0-0	1-2	0-1-1	0	4	1	0	3	3	
Ole Miss												
Georgia												
Texas A&M												
Kentucky												
S. Carolina												
Miss. St.												
Missouri												
Alabama												
Florida												
LSU												
Ole Miss												
Vanderbilt												
Arkansas												
Kentucky												
Georgia												
Miss. St.												
Alabama												
Tennessee												

MCCORMICK'S CAREER STATISTICS

Year	GP-GS	Min-Avg	FG-FGA	Pct	3FG-A	Pct	FT-FTA	Pct	Off-Def-Tot--Avg	PF-FO	Ast	TO	Blk	Stl	Pts	Avg
2018-19	12-0	146-12.2	18-31	.581	4-7	.571	4-10	.400	6-5-11--0.9	14-0	20	12	0	15	44	3.7
TOTAL	12-0	146-12.2	18-31	.581	4-7	.571	4-10	.400	6-5-11--0.9	14-0	20	12	0	15	44	3.7

20



MYLES PARKER

6-8 • 200

Fr. • F

Madison, Ala.

(Madison Academy)

HIGH SCHOOL AND PERSONAL DATA: Played high school ball at Madison Academy and Hargrave Military Academy ... was a three-time all-state player and was named the region's player of the year ... helped lead the Mustangs to the Class 4A semifinals after back-to-back 3A titles ... averaged 16.9 points, 6.8 rebounds, 2.5 assists and 1.1 steals during 2016-17 season ... selected for the Alabama-Mississippi All-Star Game ... played for Team Thadd and Team Carroll during AAU circuit ... chose Auburn over UNC Asheville, North Alabama, Presbyterian and Campbell ... son of Marlowe and Jennifer Parker ... has two siblings: Markayla and Makiyah Parker ... enrolled in the College of Liberal Arts.

CAREER HIGHS

Points	2 vs. Mississippi College (11/14/18)
Rebounds	-
Field Goals	1 (2x) last vs. North Florida (12/29/18)
Field Goals Att.	2 (3x) last vs. Saint Peter's (11/28/18)
3-Pt. Field Goals	-
3-Pt. Field Goals Att.	1 (4x) last vs. UNC Asheville (12/4/18)
Free Throws	1 vs. South Alabama (11/6/18)
Free Throws Att.	2 vs. South Alabama (11/6/18)
Assists	-
Steals	1 vs. Saint Peter's (11/28/18)
Blocks	-
Minutes	6 vs. UNC Asheville (12/4/18)

2018-19 PARKER GAME-BY-GAME

Opp.	Start	Min.	FG-A	3FG-A	FT-A	O-D-T	PF	A	TO	BLK	STL	PTS
S. Alabama		4	0-2	0-1	1-2	0-0-0	0	0	0	0	0	1
Washington		2	0-1	0-1	0-1	0-0-0	0	0	1	0	0	0
Miss. Col.		3	1-2	0-0	0-0	0-0-0	1	0	1	0	0	2
Xavier		-dnp-										
Duke		-dnp-										
Arizona		-dnp-										
St. Peter's		3	0-2	0-1	0-0	0-0-0	0	0	0	0	1	0
UNCA		6	0-1	0-1	0-0	0-0-0	2	0	1	0	0	0
Dayton		-dnp-										
UAB		-dnp-										
NC State		-dnp-										
Murray St.		-dnp-										
North Fla.		2	1-1	0-0	0-0	0-0-0	1	0	0	0	0	2
Ole Miss												
Georgia												
Texas A&M												
Kentucky												
S. Carolina												
Miss. St.												
Missouri												
Alabama												
Florida												
LSU												
Ole Miss												
Vanderbilt												
Arkansas												
Kentucky												
Georgia												
Miss. St.												
Alabama												
Tennessee												


PARKER'S MISCELLANEOUS STATS

	2018-19	Career
Games with 10+ Pts	0	0
Games with 20+ Pts	0	0
Games 5+ 3s	0	0
Games with 5+ Reb	0	0
Games with 10+ Reb	0	0
Games with 5+ Ast	0	0
Games with 10+ Ast	0	0
Games with 5+ Blk	0	0
Games with 5+ Stl	0	0
Double-Doubles	0	0

PARKER'S CAREER STATISTICS

Year	GP-GS	Min-Avg	FG-FGA	Pct	3FG-A	Pct	FT-FTA	Pct	Off-Def-Tot--Avg	PF-FO	Ast	TO	Blk	Stl	Pts	Avg
2018-19	6-0	20-3.3	2-10	.200	0-4	.000	1-3	.333	0-0-0--0.0	5-0	0	3	0	1	5	0.8
TOTAL	6-0	20-3.3	2-10	.200	0-4	.000	1-3	.333	0-0-0--0.0	5-0	0	3	0	1	5	0.8

22



WILL MACOY

6-4 • 200

Jr. • G

Birmingham, Ala.
(Vestavia Hills HS)

2017-18 (Sophomore): Averaged 0.2 points and 0.3 rebounds per game in 1.7 minutes per game off the bench ... appeared in 10 games ... grabbed first rebound of the season vs. Indiana State ... scored first point of the campaign on a free throw against UConn ... played a season-high 4 minutes vs. Cornell ... made 4 appearances on the court during SEC play, including a span of 3 straight games vs. Georgia, Missouri and LSU ... buried a free throw and pulled down a rebound in 2 minutes against LSU ... made 2 postseason appearances, including 2 minutes in the NCAA Tournament vs. Clemson ... Academic Top Tiger.

HIGH SCHOOL AND PERSONAL DATA: Three-year letterman in basketball at Vestavia Hills High School under coach George Hatchett ... two-time All-Over the Mountain team ... team captain as a senior in 2015-16 ... 2015 Birmingham Fall League MVP, scoring a league record 50 points in the championship game en route to winning the title ... Birmingham Tip-Off Club player of the week in March 2016 ... two-time state champion in the javelin ... Wendy's Heisman School winner and state finalist in 2015 ... in the National Honor Society, Student Government Association and the Relay for Life committee ... full name is Will Macoy ... son of Coy and Adrienne Macoy ... his father ran cross country and track at Georgia Tech while his mother ran cross country and track at UAB ... older brother, Mac, is a junior at Florida in 2016-17 who runs cross country and track ... younger brother, Hollis, a sophomore on the Vestavia Hills basketball team ... studying in Ginn College of Engineering.

MACOY'S MISCELLANEOUS STATS				
	2016-17	2017-18	2018-19	Career
Games with 10+ Pts	0	0	0	0
Games with 20+ Pts	0	0	0	0
Games 5+ 3s	0	0	0	0
Games with 5+ Reb	0	0	0	0
Games with 10+ Reb	0	0	0	0
Games with 5+ Ast	0	0	0	0
Games with 10+ Ast	0	0	0	0
Games with 5+ Blk	0	0	0	0
Games with 5+ Stl	0	0	0	0
Double-Doubles	0	0	0	0

CAREER HIGHS

Points	8 vs. Coastal Carolina (12/15/16)
Rebounds	1 (3x) last vs. Cornell (12/30/17)
Field Goals	3 vs. Coastal Carolina (12/15/16)
Field Goals Att.	5 vs. Coastal Carolina (12/15/16)
3-Pt. Field Goals	2 vs. Coastal Carolina (12/15/16)
3-Pt. Field Goals Att.	4 vs. Coastal Carolina (12/15/16)
Free Throws	2 vs. Saint Peter's (11/28/18)
Free Throws Att.	3 vs. Saint Peter's (11/28/18)
Assists	-
Steals	1 (3x) last vs. North Florida (12/29/18)
Blocks	1 (2x) last vs. North Florida (12/29/18)
Minutes	5 vs. Coastal Carolina (12/15/16)

2018-19 MACOY GAME-BY-GAME

Opp.	Start	Min.	FG-A	3FG-A	FT-A	O-D-T	PF	A	TO	BLK	STL	PTS
S. Alabama		2	0-0	0-0	0-0	0-0-0	0	0	0	0	1	0
Washington		2	0-0	0-0	0-0	0-0-0	0	0	0	0	1	0
Miss. Col.		3	0-1	0-1	1-2	0-0-0	0	0	0	0	0	1
Xavier		-dnp-										
Duke		-dnp-										
Arizona		-dnp-										
St. Peter's		4	0-2	0-1	2-3	0-0-0	0	0	0	0	0	2
UNCA		3	0-1	0-1	0-0	0-0-0	0	0	0	1	0	0
Dayton		-dnp-										
UAB		-dnp-										
NC State		-dnp-										
Murray St.		-dnp-										
North Fla.		2	1-1	0-0	0-0	0-0-0	1	0	0	1	1	2
Ole Miss												
Georgia												
Texas A&M												
Kentucky												
S. Carolina												
Miss. St.												
Missouri												
Alabama												
Florida												
LSU												
Ole Miss												
Vanderbilt												
Arkansas												
Kentucky												
Georgia												
Miss. St.												
Alabama												
Tennessee												

MACOY'S CAREER STATISTICS

Year	GP-GS	Min-Avg	FG-FGA	Pct	3FG-A	Pct	FT-FTA	Pct	Off-Def-Tot--Avg	PF-FO	Ast	TO	Blk	Stl	Pts	Avg
2016-17	4-0	7-1.8	3-6	.500	2-5	.400	0-0	.000	0-1-1--0.3	0-0	0	0	0	1	8	2.0
2017-18	10-0	17-1.7	0-5	.000	0-3	.000	2-4	.500	1-2-3--0.3	2-0	0	0	0	0	2	0.2
2018-19	6-0	16-2.7	1-5	.200	0-3	.000	3-5	.600	0-0-0--0.0	0-0	0	0	2	2	5	0.8
TOTAL	20-0	40-2.0	4-16	.250	2-11	.182	5-9	.556	1-3-4--0.2	2-0	0	0	2	3	15	0.8

24

ANFERNEE McLEMORE

6-7 • 220

Jr. • F

Warwick, Ga.

(Worth County HS)



2017-18 (Sophomore): Named to the SEC All-Defensive Team ... averaged 7.4 points, 5.3 rebounds, 2.7 blocks, 0.7 steals and 0.5 assists per game in 19.4 minutes per game ... led the SEC and ranked 12th in the country with 2.7 blocks per tilt ... totaled 73 blocks, which tied for 5th in single-season program history and was the most by a player since 2002-03 ... moved into top 10 in career swats in the Auburn record books ... produced the most blocks by any player in the country to play in less than 30 games ... despite not playing for the final month of the season, he finished third in the SEC in total rejections, just 5 behind the leader ... paced the Tigers to set a program record with 180 blocks, the most in a season all-time ... tied for team lead with 3 double-doubles ... had 9 games in double figures and 4 games of 10+ rebounds ... hit a 3-pointer in 12 games after making only 1 in his career prior to the season ... knocked in multiple 3s in 4 games ... shot over 44% from behind the arc in league contests ... team was 7-2 when he scored in double figures and 4-0 when he pulled down double-digit rebounds ... had 14 blocks in the first 4 games of the season and averaged 10 points and 5 rebounds in that span ... matched a career-best with 19 points to go along with 7 rebounds and 5 blocks while going 7-of-11 from the floor vs. Temple ... racked up a pair of double-doubles over a span of 3 games ... first double-double was 12 points and 13 rebounds at Dayton, while the second came against Gardner-Webb where he poured in 17 points and 11 rebounds ... also shot a career-best 4-for-4 from 3-point land vs. Gardner-Webb ... was inserted into starting lineup against George Mason and started the rest of his games played ... was a perfect 5-of-5 for 13 points and 9 rebounds vs. Ole Miss ... set top career mark with 6 blocks against Gardner-Webb and at Missouri ... tallied a double-double with 13 points and 11 rebounds vs. Kentucky ... suffered season-ending injury at South Carolina and missed the final 7 games ... Academic Top Tiger ... member of the prestigious Southeastern Conference Men's Basketball Leadership Council.

HIGH SCHOOL AND PERSONAL DATA: Rated as a four-star prospect by ESPN ... rated as a 3-star by 247Sports, Rivals and Scout ... averaged 15.6 points, 11.2 rebounds and 6.9 blocks per game for Worth County as a senior in 2015-16 under coach Connie Mays ... three-time selection to the Albany Herald's Super Six as a sophomore, junior and senior ... the Rams finished in a three-way tie for first in the Georgia High School Region 14A standings ... averaged 19 points, 11.8 rebounds and 6.4 blocks per game for Worth County as a junior in 2014-15, recording several triple-doubles ... two-time All-Area selection by the Albany Herald ... started for the Rams each of his four years in high school ... Georgia Class 4A Sophomore of the Year by Hoopseen ... had a 4.0 GPA in advanced classes and was accepted by the Massachusetts Institute of Technology ... scored a 1670 on his SAT ... had considered Yale, Brown, Oregon State, Stanford and Georgia Tech ... son of Cinderella Lewis and Feron McLemore ... studying in Harbert College of Business ... signed national letter of intent on Nov. 11, 2015.

MCLEMORE'S MISCELLANEOUS STATS

	2016-17	2017-18	2018-19	Career
Games with 10+ Pts	4	9	3	16
Games with 20+ Pts	0	0	0	0
Games 5+ 3s	0	0	0	0
Games with 5+ Reb	16	14	6	37
Games with 10+ Reb	1	4	1	7
Games with 5+ Ast	0	0	0	0
Games with 10+ Ast	0	0	0	0
Games with 5+ Blk	0	6	0	6
Games with 5+ Stl	0	0	0	0
Double-Doubles	0	3	0	3

MEASURABLES AND BAM TESTING RESULTS

Wingspan	7'0"
Reach	8'8.5"
Hand	10"
Vertical Jump	34.5"
Approach Vertical	42"
3/4 Court Sprint	3.230
Reaction Shuttle	2.933
Lane Agility Drill	10.786
185 lb Bench	17

CAREER HIGHS

Points	19 (3x) last vs. Saint Peter's (11/28/18)
Rebounds	13 at Dayton (11/29/17)
Field Goals	8 (2x) last vs. Saint Peter's (11/28/18)
Field Goals Att.	13 vs. Saint Peter's (11/28/18)
3-Pt. Field Goals	4 vs. Gardner-Webb (12/6/17)
3-Pt. Field Goals Att.	5 vs. Saint Peter's (11/28/18)
Free Throws	7 at LSU (2/21/17)
Free Throws Att.	8 (2x) last vs. North Florida (12/29/18)
Assists	2 (3x) last vs. Gardner-Webb (12/6/17)
Steals	4 vs. North Florida (12/29/18)
Blocks	6 (2x) last at Missouri (1/24/18)
Minutes	30 vs. Kentucky (2/14/18)

2018-19 MCLEMORE GAME-BY-GAME

Opp.	Start	Min.	FG-A	3FG-A	FT-A	O-D-T	PF	A	TO	BLK	STL	PTS
S. Alabama	*	21	5-7	0-2	1-3	3-5-8	4	1	1	3	0	11
Washington	*	24	2-6	1-3	1-2	2-2-4	1	1	0	1	1	6
Miss. Col.	*	19	1-6	0-2	5-7	1-6-7	2	0	0	3	1	7
Xavier	*	21	2-5	1-4	1-1	3-1-4	5	0	0	2	1	6
Duke	*	21	2-9	0-2	0-0	5-7-12	1	0	0	1	0	4
Arizona	*	14	0-3	0-2	0-1	1-1-2	2	0	1	1	1	0
St. Peter's	*	18	8-13	3-5	0-0	2-3-5	3	0	1	2	3	19
UNCA	*	19	2-5	0-1	1-2	1-1-2	3	0	3	3	3	5
Dayton	*	18	3-6	0-3	0-0	0-1-1	2	0	1	2	1	6
UAB	*	24	2-3	1-2	0-0	1-4-5	0	0	1	1	0	5
NC State	*	13	0-1	0-1	0-1	0-0-0	1	0	1	0	0	0
Murray St.		11	2-2	1-1	0-0	1-0-1	3	0	1	1	1	5
North Fla.		22	3-7	0-2	5-8	4-4-8	3	0	2	2	4	11
Ole Miss												
Georgia												
Texas A&M												
Kentucky												
S. Carolina												
Miss. St.												
Missouri												
Alabama												
Florida												
LSU												
Ole Miss												
Vanderbilt												
Arkansas												
Kentucky												
Georgia												
Miss. St.												
Alabama												
Tennessee												

MCLEMORE'S CAREER STATISTICS

Year	GP-GS	Min-Avg	FG-FGA	Pct	3FG-A	Pct	FT-FTA	Pct	Off-Def-Tot--Avg	PF-FO	Ast	TO	Blk	Stl	Pts	Avg
2016-17	32-1	483-15.1	69-101	.683	1-1	1.000	35-58	.603	54-89-143--4.5	76-0	5	28	37	13	174	5.4
2017-18	27-21	525-19.4	74-139	.532	18-46	.391	35-48	.729	49-93-142--5.3	70-1	14	24	73	20	201	7.4
2018-19	13-11	245-18.8	32-73	.438	7-30	.233	14-25	.560	24-35-59--4.5	30-1	2	12	22	16	85	6.5
TOTAL	72-33	1253-17.4	175-313	.559	26-77	.338	84-131	.641	127-217-344--4.8	176-2	21	64	132	49	460	6.4

41

COLE BLACKSTOCK

6-9 • 220

Sr. • F

Killen, Ala.

(Brooks HS)



2017-18 (Junior): Averaged 0.3 points, 0.3 rebounds and 0.1 blocks per game in 1.5 minutes per game off the bench ... was a perfect 4-for-4 from the charity stripe ... first action of the season came in the season opener against Norfolk State where he pulled down a rebound in 2 minutes of action ... buried a pair of free throws in 3 minutes vs. Cornell ... logged 5 appearances in SEC play, including the final 3 games of the regular season ... knocked down 2 shots from the charity stripe and grabbed a rebound vs. LSU ... made 2 appearances in postseason play, including in the NCAA Tournament against Clemson.

HIGH SCHOOL AND PERSONAL DATA: Four-year letterman in basketball ... averaged 17 points, and 8 rebounds per game as a senior at Brooks High School under coach Brian Wright ... played four games as a junior before season-ending injury ... averaged 8 points and 4.5 rebounds per game as a sophomore ... full name is Cole Edward Blackstock ... son of Eric Blackstock and Kristi Blackstock ... has two sisters, Jessi and Erica ... studying in Ginn College of Engineering.

CAREER HIGHS

Points	3 vs. Vanderbilt (2/13/16)
Rebounds	2 vs. Coastal Carolina (12/15/16)
Field Goals	1 vs. Vanderbilt (2/13/16)
Field Goals Att.	1 (3x) last vs. Saint Peter's (11/28/18)
3-Pt. Field Goals	-
3-Pt. Field Goals Att.	-
Free Throws	2 (4x) last vs. North Florida (12/29/18)
Free Throws Att.	2 (4x) last vs. North Florida (12/29/18)
Assists	-
Steals	-
Blocks	1 (3x) last vs. North Florida (12/29/18)
Minutes	5 vs. Mississippi College (11/14/18)

2018-19 BLACKSTOCK GAME-BY-GAME

Opp.	Start	Min.	FG-A	3FG-A	FT-A	O-D-T	PF	A	TO	BLK	STL	PTS
S. Alabama		2	0-0	0-0	0-0	0-0-0	1	0	0	0	0	0
Washington		2	0-0	0-0	0-0	0-0-0	1	0	0	0	0	0
Miss. Col.		5	0-1	0-0	0-0	0-2-2	2	0	0	1	0	0
Xavier		-dnp-										
Duke		-dnp-										
Arizona		-dnp-										
St. Peter's		4	0-1	0-0	1-2	1-1-2	0	0	0	0	0	1
UNCA		2	0-0	0-0	0-0	0-0-0	0	0	0	0	0	0
Dayton		-dnp-										
UAB		-dnp-										
NC State		-dnp-										
Murray St.		-dnp-										
North Fla.		3	0-0	0-0	2-2	0-0-0	0	0	0	1	0	2
Ole Miss												
Georgia												
Texas A&M												
Kentucky												
S. Carolina												
Miss. St.												
Missouri												
Alabama												
Florida												
LSU												
Ole Miss												
Vanderbilt												
Arkansas												
Kentucky												
Georgia												
Miss. St.												
Alabama												
Tennessee												

BLACKSTOCK'S MISCELLANEOUS STATS

	2015-16	2016-17	2017-18	2018-19	Career
Games with 10+ Pts	0	0	0	0	0
Games with 20+ Pts	0	0	0	0	0
Games 5+ 3s	0	0	0	0	0
Games with 5+ Reb	0	0	0	0	0
Games with 10+ Reb	0	0	0	0	0
Games with 5+ Ast	0	0	0	0	0
Games with 10+ Ast	0	0	0	0	0
Games with 5+ Blk	0	0	0	0	0
Games with 5+ Stl	0	0	0	0	0
Double-Doubles	0	0	0	0	0

BLACKSTOCK'S CAREER STATISTICS

Year	GP-GS	Min-Avg	FG-FGA	Pct	3FG-A	Pct	FT-FTA	Pct	Off-Def-Tot--Avg	PF-FO	Ast	TO	Blk	Stl	Pts	Avg
2015-16	5-0	9-1.8	1-1	1.000	0-0	.000	3-3	1.000	0-0-0--0.0	2-0	0	0	0	0	5	1.0
2016-17	3-0	4-1.3	0-0	.000	0-0	.000	0-0	.000	0-2-2--0.7	2-0	0	0	0	0	0	0.0
2017-18	13-0	19-1.5	0-0	.000	0-0	.000	4-4	1.000	0-4-4--0.3	5-0	0	0	1	0	4	0.3
2018-19	6-0	18-3.0	0-2	.000	0-0	.000	3-4	.750	1-3-4--0.7	4-0	0	0	2	0	3	0.5
TOTAL	27-0	50-1.9	1-3	.333	0-0	.000	10-11	.909	1-9-10--0.4	13-0	0	0	3	0	12	0.4

50


AUSTIN WILEY

6-11 • 260

Jr. • C

Hoover, Ala.

(Calusa Prep)



2017-18 (Sophomore): Tapped to the Kareem Abdul-Jabbar Watch List ... did not see any game action ... declared for the NBA Draft without the intention of hiring an agent on April 10.

2017 USA U19 WORLD CUP TEAM: Selected and named the team captain for the 12-member USA Basketball U19 World Cup Team to play in the FIBA World Cup in Cairo, Egypt, July 1-9, 2017 ... only American and one of seven players to average a double-double in the tournament with 10.3 points and 10.9 rebounds in only 19.9 minutes per game as the United States won the bronze medal, finishing 6-1 ... shot 50 percent from the field ... started all seven games ... his 40-minute per game average would be 20.5 points and 21.7 rebounds ... had three double-doubles and a rebound shy of four double-doubles in seven games ... 19 points and 10 rebounds to lead USA to an 81-59 victory over Germany in the quarterfinals ... 16 points and a game-high 16 rebounds in a 109-68 victory over Angola ... 13 points and a game-high 17 rebounds in 29:41 in a 99-87 upset loss to Canada in the semifinals ... 9 points and a game-high 14 rebounds in 21:37 vs. Italy to finish Group D play 3-0 ... 8 points and 8 rebounds and a block in 20 minutes in the 96-72 bronze medal win over Spain ... scored 15 points in the USA's 89-66 victory over Lithuania in a friendly on June 28, a day after making the 6,900-mile trip from Colorado Springs, Colo., to Washington, D.C. to Germany to Cairo.

HIGH SCHOOL AND PERSONAL DATA: Ranked 13th nationally by Scout, 16th by Rivals and 17th by 247Sports ... played on Team USA's gold medal winner at the FIBA Men's U17 World Championship in Zaragoza, Spain in summer of 2016 ... consensus five-star selection ... three-time all-state selection at Spain Park High School in Hoover, Ala. ... averaged 22 points and 12 rebounds as a junior in 2014-15 leading Spain Park to a 24-6 record and the Class 7A state finals under coach Donnie Quinn ... was named the Alabama Sports Writers Association Class 7A Player of the Year as a junior, averaging 27.1 points, 12.1 rebounds and 2.9 blocks ... selected to the ASWA Class 7A All-State first-team and to the AL.com Class 7A Super All-State first-team ... MVP of the Alabama North-South game in August 2016 ... averaged 19 points and 12 rebounds as a sophomore at Spain Park where he was named AL.com Birmingham Player of the Year Award ... selected to the ASWA Class 7A All-State first-team and AL.com Class 7A Super All-State first-team ... averaged 15 points and 10 rebounds as a freshman ... named an honorable mention ASWA Class 6A All-State selection as a freshman ... full name is Austin Jermaine Wiley ... son of former Auburn players, All-American & 1992 USA Olympian Vickie Orr and Aubrey Wiley, who led the SEC in rebounding in 1993-94 ... Vickie helped lead Auburn to two-straight NCAA Championship games in 1988 and 1989 and was inducted into the Alabama Sports Hall of Fame in 2013 ... studying in the College of Education ... signed national letter of intent on Nov. 9, 2016.

WILEY'S MISCELLANEOUS STATS

	2016-17	2017-18	2018-19	Career
Games with 10+ Pts	8	0	8	16
Games with 20+ Pts	1	0	0	1
Games 5+ 3s	0	0	0	0
Games with 5+ Reb	10	0	7	17
Games with 10+ Reb	1	0	1	2
Games with 5+ Ast	0	0	0	0
Games with 10+ Ast	0	0	0	0
Games with 5+ Blk	0	0	2	2
Games with 5+ Stl	0	0	0	0
Double-Doubles	1	0	1	2

MEASURABLES AND BAM TESTING RESULTS

Wingspan	7'5"
Reach	9'4"
Hand	11"
Vertical Jump	27.5"
Approach Vertical	32.5"
3/4 Court Sprint	3.337
Reaction Shuttle	3.036
Lane Agility Drill	12.663
185 lb Bench	16

CAREER HIGHS

Points	25 at TCU (1/28/17)
Rebounds	11 at South Carolina (1/24/17)
Field Goals	11 at TCU (1/28/17)
Field Goals Att.	13 (2x) last vs. Saint Peter's (11/28/18)
3-Pt. Field Goals	-
3-Pt. Field Goals Att.	1 (2x) last vs. Murray State (12/22/18)
Free Throws	11 vs. Alabama (1/21/17)
Free Throws Att.	18 vs. Alabama (1/21/17)
Assists	1 (6x) last vs. Washington (11/9/18)
Steals	1 (8x) last at NC State (12/19/18)
Blocks	5 (2x) last vs. Dayton (12/8/18)
Minutes	26 (2x) last vs. Murray State (12/22/18)

2018-19 WILEY GAME-BY-GAME

Opp.	Start	Min.	FG-A	3FG-A	FT-A	O-D-T	PF	A	TO	BLK	STL	PTS
S. Alabama	-	dnp-										
Washington	13	2-4	0-0	1-2	0-1-1	3	1	2	0	0	5	
Miss. Col.	16	5-7	0-0	8-10	4-3-7	1	0	1	1	0	16	
Xavier	19	4-6	0-0	3-6	0-0-0	5	0	1	3	0	11	
Duke	19	7-11	0-0	3-7	4-5-9	3	0	1	0	1	17	
Arizona	13	2-2	0-0	1-2	0-2-2	3	0	1	1	0	5	
St. Peter's	18	7-13	0-1	2-4	4-5-9	3	0	1	3	1	16	
UNCA	18	5-7	0-0	4-5	1-3-4	1	0	2	5	0	14	
Dayton	20	4-7	0-0	0-2	3-4-7	2	0	4	5	0	8	
UAB	16	2-5	0-0	2-3	0-7-7	0	0	0	3	0	6	
NC State	20	5-6	0-0	3-4	1-5-6	2	0	4	2	1	13	
Murray St.	* 26	7-9	0-1	3-5	5-5-10	3	0	0	0	0	17	
North Fla.	* 13	6-11	0-0	1-2	4-3-7	3	0	1	2	1	13	
Ole Miss												
Georgia												
Texas A&M												
Kentucky												
S. Carolina												
Miss. St.												
Missouri												
Alabama												
Florida												
LSU												
Ole Miss												
Vanderbilt												
Arkansas												
Kentucky												
Georgia												
Miss. St.												
Alabama												
Tennessee												

WILEY'S CAREER STATISTICS

Year	GP-GS	Min-Avg	FG-FGA	Pct	3FG-A	Pct	FT-FTA	Pct	Off-Def-Tot--Avg	PF-FO	Ast	TO	Blk	Stl	Pts	Avg
2016-17	23-22	415-18.0	73-125	.584	0-0	.000	56-114	.491	52-56-108--4.7	59-1	5	41	31	5	202	8.8
2018-19	12-2	211-17.6	56-88	.636	0-2	.000	31-52	.596	26-43-69--5.8	29-1	1	18	25	4	143	11.9
TOTAL	35-24	626-17.9	129-213	.606	0-2	.000	87-166	.524	78-99-177--5.1	88-2	6	59	56	9	345	9.9

LAST GAME



Official Basketball Box Score -- Game Totals -- Final Statistics
 North Florida vs Auburn
 12/29/18 4:00 pm at Auburn, Ala. (Auburn Arena)



North Florida 49 • 5-9

#	Player		Total		3-Ptr	Rebounds			PF	TP	A	TO	Blk	Stl	Min
			FG-FGA	FG-FGA	FT-FTA	Off	Def	Tot							
00	HORCHLER, Noah	f	4-5	0-0	2-2	1	6	7	3	10	2	5	2	1	23
02	AMINU, Wajid	f	2-5	0-0	1-2	0	1	1	5	5	0	5	1	1	19
03	ESCOBAR, JT	g	2-5	1-3	0-0	0	3	3	2	5	1	3	0	0	20
10	GANDIA-ROSA, Ivan	g	3-4	3-4	0-0	0	0	0	1	9	2	3	0	0	23
11	SAMS, Garrett	g	0-3	0-2	0-0	0	3	3	2	0	2	5	1	0	20
04	BALOGUN, Ezekiel		4-4	2-2	0-0	2	1	3	1	10	0	0	0	1	9
12	BURKHARDT, Ryan		0-5	0-5	0-0	1	2	3	1	0	1	0	0	0	20
20	COFFEY II, Brian		2-8	0-3	0-0	1	1	2	2	4	0	8	0	0	18
22	DAY, Trip		1-3	0-1	0-1	2	0	2	2	2	1	3	1	0	18
23	HENDRICKSEN, Carter		0-2	0-2	2-2	0	1	1	1	2	0	1	0	0	12
24	COPELAND, Cam		0-6	0-4	2-2	0	1	1	0	2	1	0	0	0	18
Team						5	2	7							
Totals			18-50	6-26	7-9	12	21	33	20	49	10	33	5	3	200
FG % 1st Half:			8-20	40.0%	2nd half:	10-30	33.3%	Game:	18-50	36.0%					Deadball
3FG % 1st Half:			3-10	30.0%	2nd half:	3-16	18.8%	Game:	6-26	23.1%					Rebounds
FT % 1st Half:			4-4	100.0%	2nd half:	3-5	60.0%	Game:	7-9	77.8%					1

Auburn 95 • 11-2

#	Player		Total		3-Ptr	Rebounds			PF	TP	A	TO	Blk	Stl	Min
			FG-FGA	FG-FGA	FT-FTA	Off	Def	Tot							
05	OKEKE, Chuma	f	5-8	0-2	2-2	2	3	5	3	12	2	1	1	5	27
50	WILEY, Austin	c	6-11	0-0	1-2	4	3	7	3	13	0	1	2	1	13
01	HARPER, Jared	g	3-7	2-5	1-2	2	2	4	1	9	10	2	0	1	27
02	BROWN, Bryce	g	5-12	5-10	3-3	1	1	2	2	18	4	3	0	2	24
10	DOUGHTY, Samir	g	2-4	0-0	0-0	2	0	2	1	4	0	1	0	0	14
00	SPENCER, Horace		2-4	1-2	1-2	1	1	2	1	6	0	2	0	1	14
03	PURIFOY, Danjel		1-3	0-0	0-0	0	1	1	0	2	1	0	0	0	8
04	DUNBAR, Malik		4-10	1-5	2-2	1	2	3	1	11	2	0	0	2	23
12	MCCORMICK, J'Von		1-3	0-0	1-2	0	1	1	0	3	4	1	0	3	16
14	COOK, Preston		0-0	0-0	0-0	0	0	0	0	0	0	0	0	0	1
20	PARKER, Myles		1-1	0-0	0-0	0	0	0	1	2	0	0	0	0	2
22	MACOY, Will		1-1	0-0	0-0	0	0	0	0	2	0	0	1	1	2
24	MCLEMORE, Anfernee		3-7	0-2	5-8	4	4	8	3	11	0	2	2	4	22
33	MAASDORP, Chase		0-1	0-0	0-2	0	0	0	0	0	0	0	0	0	2
41	BLACKSTOCK, Cole		0-0	0-0	2-2	0	0	0	0	2	0	0	1	0	3
54	COLLIER, Thomas		0-0	0-0	0-0	0	0	0	0	0	0	0	0	0	2
Team						2	2	4							
Totals			34-72	9-26	18-27	19	20	39	16	95	23	13	7	20	200
FG % 1st Half:			17-39	43.6%	2nd half:	17-33	51.5%	Game:	34-72	47.2%					Deadball
3FG % 1st Half:			5-13	38.5%	2nd half:	4-13	30.8%	Game:	9-26	34.6%					Rebounds
FT % 1st Half:			6-9	66.7%	2nd half:	12-18	66.7%	Game:	18-27	66.7%					7,1

Officials: Chuck Jones, Steven Anderson, Vladimir Voyard-Tadal

Technical fouls: North Florida-None. Auburn-None.

Attendance: 8450

Score by periods	1st	2nd	Total
North Florida	23	26	49
Auburn	45	50	95

LAST 5 GAMES



Auburn Basketball
 Auburn Combined Team Statistics (as of Dec 29, 2018)
 Last 5 Games



Overall record: 4-1 Conf: 0-0 Home: 3-0 Away: 1-1 Neutral: 0-0

#	Player	gp-gs	min	avg	Total		3-Point		F-Throw		Rebounds				pf	dq	a	to	blk	stl	pts	avg
					fg-fga	fg%	3fg-fga	3fg%	ft-fta	ft%	off	def	tot	avg								
01	HARPER, Jared	5-5	174	34.8	24-64	.375	11-29	.379	24-28	.857	3	14	17	3.4	8	0	35	10	0	3	83	16.6
02	BROWN, Bryce	5-5	156	31.2	21-53	.396	14-41	.341	15-17	.882	3	5	8	1.6	9	0	10	14	0	4	71	14.2
50	WILEY, Austin	5-2	95	19.0	24-38	.632	0-1	.000	9-16	.563	13	24	37	7.4	10	0	0	9	12	2	57	11.4
05	OKEKE, Chuma	5-5	154	30.8	20-42	.476	4-19	.211	5-8	.625	11	14	25	5.0	16	1	9	10	8	16	49	9.8
10	DOUGHTY, Samir	5-5	119	23.8	15-27	.556	5-10	.500	8-8	1.000	11	12	23	4.6	8	0	12	7	0	5	43	8.6
04	DUNBAR, Malik	5-0	79	15.8	12-34	.353	5-21	.238	3-5	.600	2	11	13	2.6	8	0	4	3	2	4	32	6.4
24	MCLEMORE, Anfernee	5-3	88	17.6	10-19	.526	2-9	.222	5-9	.556	6	9	15	3.0	9	0	0	6	6	6	27	5.4
12	MCCORMICK, J'Von	5-0	67	13.4	10-15	.667	1-1	1.000	3-6	.500	2	1	3	0.6	5	0	11	5	0	9	24	4.8
00	SPENCER, Horace	5-0	54	10.8	8-14	.571	1-5	.200	3-8	.375	12	4	16	3.2	6	0	0	5	1	1	20	4.0
41	BLACKSTOCK, Cole	1-0	3	3.0	0-0	.000	0-0	.000	2-2	1.000	0	0	0	0.0	0	0	0	0	1	0	2	2.0
20	PARKER, Myles	1-0	2	2.0	1-1	1.000	0-0	.000	0-0	.000	0	0	0	0.0	1	0	0	0	0	0	2	2.0
22	MACOY, Will	1-0	2	2.0	1-1	1.000	0-0	.000	0-0	.000	0	0	0	0.0	0	0	0	0	1	1	2	2.0
03	PURIFOY, Danjel	4-0	27	6.8	2-7	.286	0-3	.000	0-1	.000	2	2	4	1.0	1	0	1	2	0	2	4	1.0
33	MAASDORP, Chase	1-0	2	2.0	0-1	.000	0-0	.000	0-2	.000	0	0	0	0.0	0	0	0	0	0	0	0	0.0
14	COOK, Preston	1-0	1	1.0	0-0	.000	0-0	.000	0-0	.000	0	0	0	0.0	0	0	0	0	0	0	0	0.0
54	COLLIER, Thomas	1-0	2	2.0	0-0	.000	0-0	.000	0-0	.000	0	0	0	0.0	0	0	0	0	0	0	0	0.0
Team											8	6	14		1		1					
Total.....		5	1025		148-316	.468	43-139	.309	77-110	.700	73	102	175	35.0	82	1	82	72	31	53	416	83.2
Opponents.....		5	1025		130-280	.464	47-125	.376	51-77	.662	60	114	174	34.8	93	-	68	108	13	30	358	71.6

TEAM STATISTICS

	AU	OPP
SCORING	416	358
Points per game	83.2	71.6
Scoring margin	+11.6	-
FIELD GOALS-ATT	148-316	130-280
Field goal pct	.468	.464
3 POINT FG-ATT	43-139	47-125
3-point FG pct	.309	.376
3-pt FG made per game	8.6	9.4
FREE THROWS-ATT	77-110	51-77
Free throw pct	.700	.662
F-Throws made per game	15.4	10.2
REBOUNDS	175	174
Rebounds per game	35.0	34.8
Rebounding margin	+0.2	-
ASSISTS	82	68
Assists per game	16.4	13.6
TURNOVERS	72	108
Turnovers per game	14.4	21.6
Turnover margin	+7.2	-
Assist/turnover ratio	1.1	0.6
STEALS	53	30
Steals per game	10.6	6.0
BLOCKS	31	13
Blocks per game	6.2	2.6
ATTENDANCE	25171	33649
Home games-Avg/Game	3-8390	2-16824
Neutral site-Avg/Game	-	0-0

Date	Opponent	Score	Att.
12/08/18	DAYTON	w 82-72	8365
12/15/18	at UAB	Wot 75-71	15856
12/19/18	at NC State	L 71-78	17793
12/22/18	MURRAY STATE	w 93-88	8356
12/29/18	NORTH FLORIDA	w 95-49	8450

* - Conference game

Score by Periods	1st	2nd	OT	Totals
Auburn	189	215	12	416
Opponents	152	198	8	358

SEASON STATS



Auburn Basketball
 Auburn Combined Team Statistics (as of Dec 29, 2018)
 All games



Overall record: 11-2 Conf: 0-0 Home: 8-0 Away: 1-1 Neutral: 2-1

#	Player	gp-gs	min	avg	Total		3-Point		F-Throw		Rebounds				pf	dq	a	to	blk	stl	pts	avg
					fg-fga	fg%	3fg-fga	3fg%	ft-fa	ft%	off	def	tot	avg								
02	BROWN, Bryce	13-13	403	31.0	64-153	.418	41-114	.360	30-39	.769	7	24	31	2.4	23	0	31	24	2	14	199	15.3
01	HARPER, Jared	13-13	431	33.2	60-154	.390	35-85	.412	39-45	.867	5	37	42	3.2	17	0	89	29	0	12	194	14.9
50	WILEY, Austin	12-2	211	17.6	56-88	.636	0-2	.000	31-52	.596	26	43	69	5.8	29	1	1	18	25	4	143	11.9
05	OKEKE, Chuma	13-13	370	28.5	54-103	.524	16-46	.348	15-22	.682	37	46	83	6.4	30	1	31	24	18	26	139	10.7
10	DOUGHTY, Samir	13-13	300	23.1	40-78	.513	13-31	.419	19-20	.950	24	30	54	4.2	30	1	28	22	0	19	112	8.6
04	DUNBAR, Malik	13-0	236	18.2	42-90	.467	18-50	.360	9-14	.643	11	38	49	3.8	21	1	10	12	4	14	111	8.5
24	MCLEMORE, Anfernee	13-11	245	18.8	32-73	.438	7-30	.233	14-25	.560	24	35	59	4.5	30	1	2	12	22	16	85	6.5
00	SPENCER, Horace	13-0	183	14.1	22-50	.440	1-11	.091	10-21	.476	34	27	61	4.7	26	0	6	11	6	8	55	4.2
12	MCCORMICK, J'Von	12-0	146	12.2	18-31	.581	4-7	.571	4-10	.400	6	5	11	0.9	14	0	20	12	0	15	44	3.7
03	PURIFOY, Danjel	4-0	27	6.8	2-7	.286	0-3	.000	0-1	.000	2	2	4	1.0	1	0	1	2	0	2	4	1.0
22	MACOY, Will	6-0	16	2.7	1-5	.200	0-3	.000	3-5	.600	0	0	0	0.0	0	0	0	0	2	2	5	0.8
20	PARKER, Myles	6-0	20	3.3	2-10	.200	0-4	.000	1-3	.333	0	0	0	0.0	5	0	0	3	0	1	5	0.8
14	COOK, Preston	6-0	8	1.3	2-4	.500	0-1	.000	0-0	.000	2	1	3	0.5	1	0	1	0	0	1	4	0.7
33	MAASDORP, Chase	6-0	16	2.7	1-5	.200	1-2	.500	1-4	.250	1	0	1	0.2	2	0	0	2	0	1	4	0.7
41	BLACKSTOCK, Cole	6-0	18	3.0	0-2	.000	0-0	.000	3-4	.750	1	3	4	0.7	4	0	0	0	2	0	3	0.5
54	COLLIER, Thomas	6-0	10	1.7	0-2	.000	0-0	.000	0-0	.000	1	0	1	0.2	1	0	0	1	0	0	0	0.0
21	WILLIAMS, Devontae	5-0	9	1.8	0-1	.000	0-1	.000	0-0	.000	0	0	0	0.0	1	0	0	1	0	0	0	0.0
Team											19	18	37		1		2					
Total.....		0	2649		396-856	.463	136-390	.349	179-265	.675	200	309	509	0.0	236	5	220	175	81	135	1107	0.0
Opponents.....		0	2648		286-696	.411	108-309	.350	158-228	.693	139	299	438	0.0	240	-	147	271	43	74	838	0.0

TEAM STATISTICS	AU	OPP
SCORING	1107	838
Points per game	85.2	64.5
Scoring margin	+20.7	-
FIELD GOALS-ATT	396-856	286-696
Field goal pct	.463	.411
3 POINT FG-ATT	136-390	108-309
3-point FG pct	.349	.350
3-pt FG made per game	10.5	8.3
FREE THROWS-ATT	179-265	158-228
Free throw pct	.675	.693
F-Throws made per game	13.8	12.2
REBOUNDS	509	438
Rebounds per game	39.2	33.7
Rebounding margin	+5.5	-
ASSISTS	220	147
Assists per game	16.9	11.3
TURNOVERS	175	271
Turnovers per game	13.5	20.8
Turnover margin	+7.4	-
Assist/turnover ratio	1.3	0.5
STEALS	135	74
Steals per game	10.4	5.7
BLOCKS	81	43
Blocks per game	6.2	3.3
ATTENDANCE	63288	40849
Home games-Avg/Game	8-7911	2-16824
Neutral site-Avg/Game	-	3-2400

Date	Opponent		Score	Att.
11/06/18	SOUTH ALABAMA	w	101-58	7754
11/09/18	WASHINGTON	w	88-66	9121
11/14/18	MISSISSIPPI COLLEGE	w	103-52	6959
11/19/18	vs Xavier	wot	88-79	2400
11/20/18	vs Duke	L	72-78	2400
11/21/18	vs Arizona	w	73-57	2400
11/28/18	SAINT PETER'S	w	99-49	7162
12/04/18	UNC ASHEVILLE	w	67-41	7121
12/08/18	DAYTON	w	82-72	8365
12/15/18	at UAB	wot	75-71	15856
12/19/18	at NC State	L	71-78	17793
12/22/18	MURRAY STATE	w	93-88	8356
12/29/18	NORTH FLORIDA	w	95-49	8450

* - Conference game

Score by Periods	1st	2nd	OT	Totals
Auburn	515	569	23	1107
Opponents	376	452	10	838