



MIZZOU HOOPS



2018-19 UNIVERSITY OF MISSOURI
MEN'S BASKETBALL GAME NOTES

Auburn, Ala,

SEC Network

7:30 p.m. CT - Wednesday, Jan. 30

Tiger Radio Network

Auburn Arena (9,121)

statbroadcast.com



MIZZOU (10-8, 1-5) AT AUBURN (13-6, 2-4) | MIZZOU LOOKING TO SNAP TWO-GAME SKID ON WEDNESDAY NIGHT IN AUBURN

FULL MEDIA INFORMATION



SEC NETWORK

PBP: Mike Morgan

ANALYST: Barry Booker



TIGER RADIO NETWORK

XM: 190

PBP: Mike Kelly

SIRIUS: 99

ANALYST: Chris Gervino

ENGINEER: Matt Winegardner

TWITTER: @MizzouHoops

LIVE VIDEO: WatchESPN

2018-19 RESULTS (10-8, 1-5)

DATE	MIZ	OPP	OPPONENT	TV	TIME-CT
N 6 T	-/-	-/-	Central Arkansas	SEC+	W, 68-55
N 9 F	-/-	-/-	at Iowa State	Cyclones.TV	L, 76-59
N 16 F	-/-	-/-	vs. Kennesaw State	#FloHoops	W, 55-52
N 18 S	-/-	-/-	vs. Oregon State	# FloHoops	W, 69-63
N 19 M	-/-	-/-	vs. Kansas State	# FloHoops	L, 82-67
N 27 T	-/-	-/-	Temple	SECN	L, 79-77

D 2 S	-/-	-/-	UCF	ESPNU	W, 64-62
D 4 T	-/-	-/-	UT Arlington	SEC+	W, 65-45
D 7 F	-/-	-/-	Oral Roberts	SECN	W, 80-64
D 18 T	-/-	-/-	Xavier	ESPNU	W, 71-56
D 22 S	-/-	-/-	vs. Illinois %	BTN	W, 79-63
D 29 S	-/-	-/-	Morehead State	SEC+	W, 75-61

J 8 T	-/-	-/-	Tennessee *	ESPN2	L, 87-63
J 13 S	-/-	-/-	at South Carolina *	SECN	L, 85-75
J 16 W	-/-	-/-	Alabama *	SECN	L, 70-60
J 19 S	-/-	-/-	at Texas A&M *	SECN	W, 66-43
J 23 W	-/-	-/-	at Arkansas *	SECN	L, 72-60
J 26 S	-/-	-/-	LSU *	SECN	L, 86-80
J 30 W	-/-	-/-	at Auburn *	SECN	7:30 p.m.

F 2 S	-/-	-/-	Vanderbilt *	SECN	7:30 p.m.
F 5 T	-/-	-/-	at Tennessee *	ESPN	8 p.m.
F 9 S	-/-	-/-	Texas A&M. *	SECN	5 p.m.
F 12 T	-/-	-/-	Arkansas *	ESPN	8 p.m.
F 16 S	-/-	-/-	at Mississippi *	SECN	2:30 p.m.
F 19 T	-/-	-/-	Kentucky *	ESPN	8 p.m.
F 23 S	-/-	-/-	at Florida *	ESPN	3 p.m.
F 26 T	-/-	-/-	at Mississippi State *	SECN	6 p.m.
M 2 S	-/-	-/-	South Carolina *	SECN	2:30 p.m.
M 6 W	-/-	-/-	at Georgia *	SECN	5:30 p.m.
M 9 S	-/-	-/-	Mississippi *	SECN	2:30 p.m.

27 NCAA TOURNAMENT APPEARANCES
1,610 VICTORIES IN 113 SEASONS
72 FIRST-TEAM ALL-CONF. PLAYERS
45 NBA DRAFT SELECTIONS

23 CONFERENCE CHAMPIONSHIPS
36 POSTSEASON APPEARANCES
21 ALL-AMERICAN PLAYERS
8 CONFERENCE PLAYERS OF THE YEAR

STORYLINES

GAME 19

- Mizzou is 4-4 all-time vs. Auburn. Mizzou is looking for its second win on the road over Auburn.
- Senior **Jordan Geist** is coming off his first career double-double with a season-high 25 points and a career-high 11 rebounds vs. LSU. He is one of eight high major players to post at least 25 points, 11 rebounds, two assists and two steals in the same game this season. He's scored 20+ points in a game five times this season after notching 15+ just six times in his previous two seasons combined.
- Geist is one of four players in the SEC to rank in the Top 20 in scoring (14.0 PPG) and Top 10 in assists (4.0) during league play alongside Tremont Waters, Quinndary Weatherspoon and Jared Harper.
- Mizzou has held opponents to 69 or fewer points 31 times in the Martin era, which amounts to 60.8 percent of the games with him at the helm. When the Tigers have done so this season, they are 10-0. The Tigers rank second in the SEC in scoring defense, allowing just 66.7 points per game.
- Mizzou is attacking the glass this season. It has outrebounded its opponent 13 times in 18 games this season. The Tigers have done that 35 times in 51 games during the Martin era. Mizzou is limiting opponents to 32.8 rebounds per game, which ranks fourth in the SEC.
- Mizzou leads the SEC in 3-point field goal percentage and ranks 28th nationally in that category, shooting 38.4 from beyond the arc. From 2012-17, Mizzou shot 32.4 percent from 3-point range. In the Martin era, Mizzou is shooting 38.6 percent from deep. The Tigers have made at least eight triples 14 times in 17 games and shot at least 35 percent from beyond the arc in 12 of 18 games.
- The 38.4 3-point field goal percentage thus far is Mizzou's best in a single-season since 2011-12 and the fourth-best in a campaign in program history through 18 games.
- Sophomore **Mark Smith** is the SEC's top 3-point shooter and the top 3-point shooter among all high major players nationally (47.5 percent).

MATCHUP

MIZZOU (10-8, 1-5 SEC)	NET: 82	
Head Coach	Cuonzo Martin (11th season)	
Career Record	216-142 (.603)	
Mizzou Record	30-21 (2nd season)	
All-Time vs. AU	4-4	
Coch Martin vs. AU	5-2	
Stats		
Category	Overall	Conf.
Points/Game	68.5	67.3
Points Allowed/Game	66.7	73.8
Field Goal Shooting	.435	.429
Field Goal Defense	.423	.428
3-Point Shooting	.384	.366
3-Point Defense	.322	.311
Free Throw Shooting	.700	.717
Rebounds/Game	34.9	33.5
Opponent Rebounds/Game	32.7	34.5
Assists/Game	11.0	10.3
Turnovers/Game	14.6	16.5
Steals/Game	4.7	3.3
Blocks/Game	1.6	1.0

Auburn (13-6, 2-4 SEC)	NET: 26
Head Coach	Bruce Pearl (15th season)
Career Record	314-167 (.653)
Auburn Record	86-68 (5th season)

Stats		
Category	Overall	Conf.
Points/Game	83.8	81.0
Points Allowed/Game	69.4	80.0
Field Goal Shooting	.455	.438
Field Goal Defense	.429	.466
3-Point Shooting	.365	.402
3-Point Defense	.356	.370
Free Throw Shooting	.701	.761
Rebounds/Game	38.1	35.8
Opponent Rebounds/Game	34.3	35.5
Assists/Game	15.8	13.5
Turnovers/Game	13.4	13.3
Steals/Game	9.4	7.3
Blocks/Game	5.7	4.7

LAST GAME STARTERS

#	POS	TIGERS	YR	PPG	RPG	APG	MPG
24	F	Kevin Puryear	Sr.	8.6	5.1	1.4	26.3
23	F	Jeremiah Tilmon	So.	9.9	5.8	0.8	23.1
15	G	Jordan Geist	Sr.	13.4	4.2	3.2	32.1
4	G	Javon Pickett	Fr.	7.8	2.7	1.3	23.6
13	G	Mark Smith	So.	12.6	5.5	1.7	29.6

#	POS	TIGERS	YR	PPG	RPG	APG	MPG
2	G	Bryce Brown	Sr.	16.9	2.2	2.2	31.3
5	F	Chuma Okeke	So.	10.4	6.1	2.1	29.2
1	G	Jared Harper	Jr.	15.3	2.8	6.6	33.8
24	F	Anfernee McLemore	Jr.	6.9	4.6	0.2	19.2
10	G	Samir Doughty	Jr.	8.2	3.6	2.1	24.2



PRONUNCIATIONS

Pro-nun-SEE-A-shun GUIDE

Cuonzo Martin _____ KHAN-zo
 Kevin Puryear _____ PER-year
 Jordan Geist _____ GUY-st
 Reed Nikko _____ NICK-oh
 Javon Picket _____ JAH-vo

QUICK FACTS

Location _____ Columbia, Mo.
 Founded _____ 1839
 Enrollment _____ 30,870
 Nickname _____ Tigers
 Colors _____ Old Gold and Black
 Arena (Capacity) _____ Mizzou Arena (15,061)
 Conference _____ Southeastern
 Starters Returning / Lost _____ 3/2
 Lettermen Returning / Lost _____ 7/4

MIZZOU BASKETBALL

POSITION NAME (YEAR AT MIZZOU)
 Head Coach _____ Cuonzo Martin (2nd)
 _____ Purdue, 2000
 Overall Record _____ 216-142 / .603 (11th season)
 Assistant Coaches _____ Cornell Mann (2nd)
 _____ Chris Hollender (2nd)
 _____ Michael Porter, Sr. (2nd)
 Athletic Performance _____ Nicodemus Christopher (2nd)
 Dir. of Player Development _____ Marco Harris (2nd)
 Dir. of Basketball Operations _____ Paul Rorvig (5th)
 Asst. Dir. of Basketball Ops. _____ Marcus Green (2nd)
 Assistant to the Head Coach _____ John Poettgen (10th)
 Graduate Assistants _____ Brandon Byer
 _____ Nafis Rickis, Jeronne Maymon

MIZZOU ADMINISTRATION

System President _____ Dr. Mun Y. Choi (Illinois, '87)
 Chancellor _____ Dr. Alexander Cartwright (Iowa, '89)
 Faculty Athletics Rep. _____ Pamela Hinton (Wisconsin, '91)
 Director of Athletics _____ Jim Sterk
 _____ (Western Washington, '80)
 Department Phone _____ 573-882-6501
 Ticket Office Phone _____ 573-884-7297
 _____ 800-228-7297

STRATEGIC COMMUNICATIONS

Deputy Athletics Director _____ Nick Joos
 Office Phone _____ 573-289-1451
 E-Mail _____ joosn@missouri.edu
 Associate Athletics Director _____ Chad Moller
 Office Phone _____ 573-882-0712
 E-Mail _____ mollerc@missouri.edu
Men's Basketball Contact R.J. Layton
Office Phone 573-882-7826
E-Mail laytonr@missouri.edu
Secondary Contact Nick Joos
E-Mail joosn@missouri.edu
 Assistant AD _____ Shawn Davis
 Sr. Associate Director _____ Kate Lakin
 Associate Director _____ Andrew Melroe
 Assistant Director _____ Andy Oldenburg
 Strat Comm Intern _____ Mario Bravante
 Assistant AD _____ Ali Fisher
 Digital Media Assistant _____ Holly Weber
 Director of Photography _____ Zach Bland
 Graphic Design Intern _____ Tony Huynh
 Twitter/Instagram/Facebook _____ @MizzouHoops
 Snapchat _____ zouhoops
 Website: _____ mutigers.com



CUONZO MARTIN

in NCAA history to lead three different programs to the Big Dance (Tennessee, Cal and Missouri). He capped his first year at Missouri with his eighth NBA Draft selection in the last five years as Michael Porter Jr. was selected 14th overall by the Denver Nuggets.

Following the 2017-18 campaign, Martin also saw Kassius Robertson land First-Team All-SEC honors and Jontay Porter earn SEC Co-Sixth Man of the Year recognition. Additionally, senior Jordan Barnett earned his degree and an NBA Training Camp invitation.

In his final season at Cal, Martin led the squad to a 21-13 mark. The 2016-17 Golden Bears cracked the Associated Press Top 25 in the season's second poll and received votes in nearly every USA Today coaches poll registered during the year. Four Golden Bears earned All-Pac-12 recognition, as Ivan Rabb was a first-team honoree while Jabari Bird earned honorable mention honors. Kingsley Okoroh was an honorable mention All-Defensive team selection and Charlie Moore was an All-Freshman team honorable mention pick.

Martin's Golden Bears went 23-11 in 2015-16 and tied for third in the Pac-12 en route to the program's highest NCAA Tournament seed in school history (No. 4). A consensus top 10 recruiting class, which included top-five overall prospects Rabb and Jaylen Brown, helped the Bears fashion the best single-season record in school history at Haas Pavilion (18-0) and end the year with a 19-game homecourt win streak. All-told, the Golden Bears won a school-record 27-straight home games which spanned the 2015-16 and 2016-17 seasons.

Cal also led the Pac-12 in both scoring defense (67.3 ppg) and field-goal percentage defense (.396).

Brown was named a 2015-16 USBWA Freshman All-American as well as the Pac-12 Freshman of the Year before being selected as the No. 3 pick by the Boston Celtics in the 2016 NBA Draft. Tyrone Wallace joined Brown as Martin's second Bear drafted, selected in the second round by the Utah Jazz.

Led by Bob Cousy Award finalist Wallace, who in his first season as Cal's point guard, was the only Pac-12 player to finish among the top five in scoring rebounding and assists, Martin's debut season along the Golden Bears' sideline saw them reach the Pac-12 Tournament quarterfinals en route to an 18-15 final record.

While Martin's teams enjoyed on-court success at Cal, community service was also an important staple of the Golden Bear program as he encouraged his student-athletes to pursue volunteer opportunities in the Bay Area as part of his "Building Men" philosophy. The 2016-17 Golden Bears worked with Laguna Honda Hospital and Rehabilitation Center to help its patients celebrate 150 years of service, visited the South Berkeley Senior Center to serve visitors a pancake breakfast on a weekday morning, and spread holiday cheer at the UCSF Benioff Children's Hospital Christmas party.

Before moving to the West Coast, Martin spent three highly-successful seasons at Tennessee, where he guided the Volunteers to a 63-41 (.606) record and into the postseason each year (one NCAA, two NIT). His teams also finished among the top-five in the SEC standings every season, including a second-place tie in his first campaign after the Volunteers were ticketed for an 11th-place finish in the preseason poll.

After back-to-back NIT appearances in his first two years as the Volunteers head coach, Martin led Tennessee to a 24-13 record, the Sweet 16 and a No. 23 national ranking in the season-ending 2013-14 USA Today coaches poll. In the process, Tennessee matched the fourth-best win total in school history and recorded its most postseason victories since the 2009-10 campaign. After earning a berth in the NCAA's First Four, the Martin-led Volunteers captured victories over Iowa, Massachusetts and Mercer to equal the most wins in one NCAA Tournament in program history.

Under Martin's tutelage, forward Jarnell Stokes was a two-time first-team All-SEC selection and was one of just three individuals in the six power conferences in 2013-14 to average a double-double. Stokes led the SEC and ranked seventh nationally in rebounding at 10.6 rpg, while also averaging 15.1 ppg. Predicated on tenacity and defense, Martin's 2013-14 Tennessee squad limited opponents to just 61.7 ppg, the lowest mark in the SEC and second-lowest total at UT since 1969, as the Vols ranked 18th nationally in scoring defense.

Martin is no stranger to the Show-Me State, having launched his head coaching career at Missouri State. After an 11-20 debut season at the Springfield school, Martin led the Bears to a 24-12 record and the 2009-10 Collegians.com Championship in year two.

His third season saw Missouri State record a 26-9 record en route to the program's first-ever regular-season Missouri Valley Conference championship and an NIT bid. Martin was named the Missouri Valley Conference Coach of the Year and was the 2011 recipient of the Ben Jobe National Coach of the Year Award, presented annually to the nation's top minority head coach in Division I men's basketball.

The 45-year-old Martin has served the game of basketball for more than two decades, beginning with a standout four-year playing career at Purdue. He has played and coached alongside some of the game's most highly-regarded mentors, including Hall of Fame Coach Gene Keady. Martin is a member of a distinguished group of successful college basketball coaches to serve under Keady, along with Matt Painter (Purdue), Bruce Weber (Illinois and Kansas State), Steve Lavin (UCLA and St. John's) and Kevin Stallings (Vanderbilt and Pitt).

As a student-athlete, Martin was a 1995 first-team All-Big Ten selection at Purdue when he averaged 18.4 ppg and sank 91 3-pointers. He graduated as one of the program's all-time leaders in three-pointers (179) and among the Boilermakers' career scoring leaders (1,666). Playing under Keady and alongside All-American Glenn Robinson, Martin led Purdue to a pair of Big Ten titles and to a 90-37 four-year record. The Boilermakers went to the postseason each season with Martin, reaching the Elite Eight of the 1994 NCAA Tournament.

Following his collegiate playing career, Martin was selected by the Atlanta Hawks with the 57th overall pick of the 1995 NBA Draft. He played professionally for four years with the NBA's Hawks, Milwaukee Bucks and Vancouver Grizzlies. In 1997, Martin was the leading scorer for Felize Scandone in Italy.

Martin returned to his alma mater where he earned his bachelor's degree in restaurant, hotel, institutional and tourism management from Purdue in 2000, and served one season as an assistant on the staff at West Lafayette High School. After earning his degree, Martin joined Keady's Purdue staff for the 2000-01 season as an assistant coach, his college coach, and remained with the Boilermaker program when Painter took over as head coach upon Keady's retirement. He served as the Boilermakers' associate coach during the 2007-08 season before taking the Missouri State post the following season. In his eight-year tenure at Purdue, mentored several all-conference standouts, including All-American and current Minnesota Timberwolves forward Robbie Hummel.

He and his wife, Roberta, have two sons, Joshua and Chase, and a daughter, Addison.

MARTIN YEAR-BY-YEAR

YEAR	TEAM	OVERALL	CONF	POST
08-09	Missouri State	11-20	3-15	
09-10	Missouri State	24-12	8-10	CIT Champ
10-11	Missouri State	26-9	15-3	NIT 2nd Rd.
Missouri State Total		61-41	26-28	
		.598	.481	
11-12	Tennessee	19-15	10-6	NIT 2nd Rd.
12-13	Tennessee	20-13	11-7	NIT 1st Rd.
13-14	Tennessee	24-13	11-7	NCAA 1st 16
Tennessee Total		63-41	32-20	
		.606	.615	
14-15	California	18-15	7-11	
15-16	California	23-11	12-6	NCAA 1st Rd.
16-17	California	21-13	10-8	NIT 1st Rd.
California Total		62-39	28-24	
		.614	.538	
17-18	Missouri	20-13	10-8	NCAA 1st Rd.
18-19	Missouri	10-8	1-5	
Missouri Total		30-21 (.588)	11-13	
Career Total		216-142	97-85	
		.603	.533	

MARTIN QUICK HITS

Born _____ Sept. 23, 1971
 Hometown _____ East Saint Louis, Ill.
 Alma Mater _____ Purdue, 2000
 Family _____ Wife, Roberta
 _____ Son, Josh; Son, Chase; Daughter, Addison
 Twitter _____ @CuonzoMartin
 Instagram _____ @CoachCuonzo

AS A PLAYER

1992-95 _____ Purdue
 1995-96 _____ Vancouver Grizzlies
 _____ Grand Rapids Hoops
 1996-97 _____ Milwaukee Bucks
 _____ Grand Rapids Hoops
 _____ Felize Scandone (Italy)

AS A COACH

1999-00 _____ West Lafayette HS (Asst.)
 2000-07 _____ Purdue (Asst.)
 2007-08 _____ Purdue (Assoc. HC)
 2008-11 _____ Missouri State
 2011-14 _____ Tennessee
 2014-17 _____ California
 2017-present _____ Mizzou

HONORS

- BCA Coach of the Week (March 31, 2010)
- 2011 Missouri Valley Conference Coach of the Year
- 2011 Ben Jobe National Coach of the Year
- 2011 Hugh Durham National Coach of the Year Finalist
- 2012 Blue Ribbon SEC Co-Coach of the Year
- 2013 Ben Jobe National Coach of the Year Finalist



MARTIN HEAD-TO-HEAD

SCHOOL	W	L	SCHOOL	W	L
Air Force	1	0	North Florida	1	0
Alabama	3	4	Northern Iowa	1	5
Alcorn State	2	0	Oakland	1	1
Arizona	1	6	Oklahoma State	0	2
Arizona State	4	2	Ole Miss	3	4
Arkansas	4	4	Oral Roberts	2	0
Arkansas State	4	0	Oregon	1	5
Arkansas-Little Rock	3	0	Oregon State	7	1
Auburn	5	2	Pacific	2	0
Austin Peay	0	1	Pepperdine	1	0
Bradley	3	3	Pittsburgh	0	1
Cal Poly	2	0	Presbyterian	1	0
Central Arkansas	1	0	Princeton	2	0
Central Michigan	1	0	Rice	1	0
Chaminade	1	0	Richmond	0	1
College of Charleston	0	1	Sam Houston State	1	0
Chattanooga	1	0	San Diego State	0	2
The Citadel	3	0	Savannah State	1	0
Colorado	3	2	Seton Hall	0	1
UConn	1	0	Seattle	1	0
Coppin State	1	0	South Carolina	6	1
Creighton	5	3	South Dakota State	1	0
Cal-State Bakersfield	0	2	Southeastern Louisiana	1	0
Davidson	1	0	Southern Illinois	4	3
Drake	4	2	Southern Indiana	1	0
Duke	0	1	Saint Louis	2	0
East Carolina	1	0	St. John's (N.Y.)	1	0
Eastern Michigan	1	0	Saint Mary's (Calif.)	1	0
Eastern Washington	1	0	Stanford	2	4
East Tennessee State	1	0	Stephen F. Austin	1	0
Evansville	5	2	Syracuse	1	0
Florida	3	4	Temple	0	1
Florida State	0	1	Tennessee	1	2
Fresno State	1	0	Tennessee State	1	0
Georgetown	0	1	Tennessee Tech	1	0
Georgia	3	4	Texas	0	1
Hawaii	0	1	Texas A&M	3	3
Illinois	1	1	Tulsa	1	2
Illinois State	3	3	UC Davis	1	0
Incarnate Word	1	0	UC Irvine	2	0
Indiana State	2	5	UC Santa Barbara	1	0
Iowa	1	0	UCF	2	0
Iowa State	1	1	UCLA	2	2
Kansas State	0	1	UNC Asheville	2	0
Kennesaw State	3	0	UNC Greensboro	1	0
Kentucky	2	5	Upper Iowa	1	0
Long Beach State	1	0	USC	3	1
Louisiana Tech	2	0	USC Update	1	0
Louisiana-Monroe	1	0	UT Arlington	1	0
LSU	3	2	UT Martin	2	0
Maryland Eastern Shore	1	0	Utah	3	6
Massachusetts	1	0	UTEP	0	1
Memphis	0	3	Valparaiso	0	1
Mercer	1	1	Vanderbilt	5	2
Miami (FL)	0	1	Virginia	1	3
Miami (OH)	1	0	Wagner	1	0
Michigan	0	1	Wake Forest	1	0
Middle Tennessee	1	2	Washington	4	0
Mississippi State	4	2	Washington State	5	0
Missouri	2	1	West Virginia	0	1
Montana	1	0	Western Carolina	1	0
Morehead State	2	0	Wichita State	4	6
Murray State	1	0	Wisconsin	0	1
NC State	0	1	Wisconsin-Green Bay	1	0
Nevada	2	0	Wyoming	3	0
Norfolk State	1	0	Xavier	3	1

STIFLING DEFENSE

- Mizzou has allowed 1,201 total points this season, which is the eighth-fewest nationally among teams who have played at least 18 games.
- Mizzou allowed just 43 points at Texas A&M. The Aggies have managed 43 points or less only five times since 2010. Texas A&M shot 26 percent from the field, its worst performance of the season and its lowest since Feb. 1, 2014.
- Mizzou has held 10 opponents this season to 64 points or less. Only 50 total teams in the nation have done that, including just 16 high major programs. The only SEC teams on that list are Florida (11), Kentucky (11) and Mizzou (10).

MORE 3-POINT STATS

- Mizzou has shot above 38 percent from 3-point range as a team in a season just seven times in program history. The Tigers are on pace to do so in back-to-back seasons for the first time since 1994-95 and 1995-96.
- Mizzou has shot above 34 percent from beyond the arc 14 times in 18 games. Only 43 total schools in the nation have done so this season, including seven high major programs.
- Mizzou has seven players shooting above 33 percent from 3-point range individually this season.

IT'S GETTIN' GEISTY

- Senior guard Jordan Geist reached double figures for the 12th time in past 15 games when he notched 25 points (7-of-14 FGs) and 11 rebounds vs. LSU.
- Geist has five 20+ point outings this season after scoring 20 just once in his career previously. In those five games, Geist has committed just 10 total turnovers in 173 total minutes.
- Geist has scored 251 total points in 18 games this season, surpassing his season total from last season (242 points in 33 games).
- Geist has committed just 24 turnovers in his last 413 minutes played. He ranks 8th in the SEC during league play in assists per game (4.0).
- Geist has reached double figures in 66.7 percent of games in 2018-19 after doing so in 30.3 percent of games last season.
- Geist has improved his scoring average from 7.3 PPG to 13.9 PPG in one season. He is one of four players not named Preseason All-SEC to rank in the Top 12 in the league in scoring. Mizzou is 5-2 when he is the leading scorer this season.

KEY PRESENCE IN THE PAINT

- Sophomore standout forward Jeremiah Tilmon was named SEC Player of the Week on Dec. 24, his first career conference award and Mizzou's first since Kassius Robertson on Feb. 12 of last season.
- Tilmon is shooting a team-high 56.2 percent from the floor this season, which ranks 3rd in the SEC. He's made 46 of his last 76 FG attempts (60.5%).
- In Mizzou's 10 wins, Tilmon is averaging 12.3 points per game and shooting 59.1 percent from the field.
- He has scored in double figures 22 times in his career. Mizzou is 19-3 in those games, including 8-2 this season.
- Tilmon has been dominant at home this season, reaching double figures in seven of 11 games thus far and posting three of his four double-doubles.

HOT SHOOTING FROM SMITH

- Including a career-high 22 points at Arkansas, Mark Smith has reached double figures in five of the last six games. Smith drained a career-high six 3-pointers at Arkansas. He is the sixth Tiger since 2010 to accomplish that feat.
- Smith has 214 points, 93 rebounds and 48 triples in 17 games. He notched 179 points, 42 rebounds and 16 triples in 31 games last year at Illinois.
- He is ripping the nets at a 47.5 percent clip from beyond the arc after shooting 23.2 percent from 3-point range as a freshman. That leads the SEC and ranks sixth nationally this year. He ranks first nationally among high major players. Smith ranks fourth in the SEC in league play in 3-pointers made per game with 3.6.
- Smith has made multiple triples 13 times in 17 contests. Smith has hit at least one triple in his last 18 games.
- Smith leads Mizzou with 81 defensive rebounds. He is one of two players nationally with at least 81 defensive rebounds and a 3-point FG pct. above 47 percent (min. 90 attempts).
- Smith hadn't reached double figures since scoring 11 points against Mizzou on Dec. 23, 2017. He's done so 11 times this season.
- Through 17 games, Smith's 47.5 percent clip from 3-point range would be the fourth-best in a single-season in program history.

PURYEAR THE IRON MAN

- Senior Kevin Puryear has appeared in 32 more career games than anyone else on Mizzou's roster, earning 107 career starts. Puryear has played 20+ minutes 100 times in his career.
- Puryear became the first Tiger to reach the century mark in starts since Kim English in 2012. He is the 12th Tiger to reach 107 starts.
- Puryear is now the seventh Tiger in program history with at least 1,000 career points, 500 career rebounds & 100 career starts, joining Kelly Thames, Steve Stipanovich, Arthur Johnson, Derrick Chievous, Doug Smith & Jevon Crudup.
- Puryear ranks 32nd on Mizzou's all-time scoring list with 1,162 career points and counting. He's just 109 points shy of the Top 25 on Mizzou's all-time scoring list with at least 13 guaranteed games left on the schedule.

PICKETT & SUGGS PROVIDING A SPARK

- Freshman Javon Pickett has started and scored in 17 of 18 games in his rookie campaign, providing energy on both ends to spark Mizzou.
- Pickett had the best performance of his career against the Gamecocks, scoring 21 points on 7-of-11 shooting at South Carolina. He drained a career-high three 3-pointers and converted all four his free throw attempts while collecting a career-best two steals.
- Mizzou is 3-3 when Pickett reaches double figures.
- Redshirt junior walk-on Ronnie Suggs has played 59 minutes over the last three games after playing 52 total minutes in the previous 15 games combined, igniting the Tigers defensively.
- Suggs scored a season-high nine points and added four rebounds in 29 minutes vs. LSU, hitting his first 3-pointer as a Tiger.

MIZZOU 1,000-POINT CLUB

	Scoring	Year	G	FG	3FG	FT	PTS	AVG.
1.	Derrick Chievous	85-88	130	893	30	764	2,580	19.9
2.	Doug Smith	88-91	128	897	4	386	2,184	17.1
3.	Anthony Peeler	89-92	117	666	116	522	1,970	16.8
4.	Steve Stipanovich	80-83	128	709	—	418	1,836	14.3
5.	Marcus Denmon	09-12	141	597	283	298	1,775	12.6
6.	Arthur Johnson	01-04	132	730	—	299	1,759	13.3
7.	Melvin Booker	91-94	125	566	183	382	1,697	13.6
8.	Kelly Thames	94-98	128	585	24	495	1,689	13.2
9.	Clarence Gilbert	99-02	128	557	332	239	1,685	13.2
10.	Rickey Paulding	01-04	131	560	191	322	1,673	12.8
11.	Jon Sundvold	80-83	128	628	—	341	1,597	12.5
12.	Kareem Rush	00-02	84	550	226	258	1,584	18.9
13.	Kim English	09-12	141	515	239	301	1,570	11.1
14.	Ricky Frazier	80-82	94	545	—	358	1,448	15.4
15.	Jevon Crudup	91-94	105	585	5	270	1,445	13.7
16.	John Brown	71-73	72	522	—	377	1,421	19.7
17.	Larry Drew	77-80	117	557	—	287	1,401	12.0
18.	Willie Smith	75-76	58	549	—	289	1,387	23.9
19.	Al Eberhard	72-74	80	491	—	365	1,347	16.8
20.	Charles Henke	59-61	74	471	—	396	1,338	18.1
21.	Curtis Berry	78-81	112	497	—	334	1,328	11.9
22.	Nathan Buntin	87-90	132	534	1	239	1,308	9.9
23.	Ron Coleman	65-67	73	482	—	331	1,295	17.8
24.	Kim Anderson	74-77	92	527	—	235	1,289	14.0
25.	Lee Coward	87-90	125	462	146	203	1,273	10.2
26.	Laurence Bowers	09-13	128	513	31	191	1,248	9.8
27.	Leo Lyons	06-09	123	446	11	328	1,231	10.0
28.	Jim Kennedy	74-77	99	453	—	303	1,209	12.2
29.	Don Tomlinson	68-70	77	365	—	448	1,198	15.6
30.	Jason Sutherland	94-97	125	354	190	296	1,194	9.6
31.	Bob Reiter	52-55	86	432	—	324	1,188	13.8
32.	Kevin Puryear	15-18	114	397	61	307	1,162	10.2
33.	Jimmy McKinney	02-06	123	220	123	277	1,146	9.3
34.	Norm Stewart	54-56	63	409	—	294	1,112	17.7
35.	Joe Scott	59-61	74	403	—	300	1,106	14.9

MORE TRENDS AND STORYLINES

- When Mizzou has committed fewer turnovers than its opponent this season, it is 7-0.
- Coach Martin has reached 30 victories at Mizzou in 51 games. That surpassed the previous Tiger coaching regime's win total (27 wins in 95 total games).
- Mizzou continues to be a stout defensive team under Coach Martin. The Tigers rank second in the SEC in scoring defense, limiting opponents to 66.7 points per game. When Mizzou holds teams under 65 points, it is 10-0. The Tigers held back-to-back opponents to their lowest scoring output of its season (UCF - 64 points, UT Arlington - 45 points) and held Texas A&M to its fewest points of the season (43). The Aggies have scored 43 points or less just five times since 2010.
- During Mizzou's December win streak, opponents averaged just 58.5 points against the Tigers.
- Mizzou won 13 home games in a season for the ninth time in Mizzou Arena history a season ago and the Tigers are 19-7 in their last 26 home contests.

#MIZZOU MADE TIGERS IN THE PROS

- In June, Michael Porter Jr. was selected 14th overall by the Denver Nuggets, becoming the Tigers' first NBA First Round selection since DeMarre Carroll was taken 27th overall in 2009. Porter Jr. was Mizzou's highest NBA Draft pick since Keyon Dooling was selected 10th by the Orlando Magic in 2000.
- Cuonzo Martin has now coached eight NBA Draft selections in his last five years as a head coach, including three Lottery picks.
- Recent graduate Jordan Barnett went undrafted but was signed by the Milwaukee Bucks then traded to the Indiana Pacers, and is playing for their G League affiliate the Fort Wayne Mad Ants this season.
- Carroll, a 13-year NBA veteran is currently suiting up for the Brooklyn Nets. He, and former Mizzou guard Jordan Clarkson (Cavaliers) give Mizzou three players currently on NBA rosters. Clarkson is currently leading the Cavs in scoring with 16.7 points per contest.

RELEVANT RECORDS & STATS

SEC INDIVIDUAL 3-POINT FG PCT. (ALL GAMES)

Name	Cl	G	3FG	FGA	%
1. Mark Smith - MO	So	17	48	101	.475
2. Isaiah Joe - AR	Fr	18	68	152	.447
3. Noah Locke - UF	Fr	18	50	117	.427
4. Lamar Peters - MS	Jr	18	52	128	.406
5. Bryce Brown - AU	Sr	18	65	163	.399
6. Jared Harper - AU	Jr	18	48	124	.387

SEC TEAM 3-POINT FG PCT. (ALL GAMES)

TEAM	G	3FG	FGA	%
1. Missouri	18	157	409	.384
2. Mississippi State	18	159	427	.372
3. Ole Miss	18	141	384	.367
4. Auburn	18	195	543	.359
5. Kentucky	18	110	308	.357
6. Tennessee	18	121	339	.357
7. Florida	18	169	476	.355
8. Alabama	18	133	384	.346
9. LSU	18	130	379	.343
10. Vanderbilt	18	142	421	.337

MIZZOU CAREER FIELD GOAL PERCENTAGE

Name	Years	FG pct.
1. Ricardo Ratliffe	2011-12	.635
2. Jeff Warren	1990-93	.614
3. Ricky Frazier	1980-82	.594
4. Jeremiah Tilmon	2017-19	.563
5. Gary Leonard	1986-89	.560
6. Curtis Berry	1978-81	.556
7. DeMarre Carroll	2008-09	.549
Mark Dressler	1979-83	.549
9. Greg Cavener	1982-85	.548
10. Laurence Bowers	2009-13	.543

MIZZOU ACTIVE CAREER POINTS LEADERS

Name	G	TOT	AVG
1. Kevin Puryear	114	1,162	10.3
2. Jordan Geist	83	718	8.7
3. Jeremiah Tilmon	51	453	8.9
4. Dru Smith^	50	451	9.0
5. Mark Smith*	48	393	8.2

^ Began his playing career at Evansville

* Began his playing career at Illinois



RECORD TRENDS

Home games _____ 6-4
 Leading at halftime _____ 5-0
 Trailing at halftime _____ 1-3
 Tied at halftime _____ 0-1

Road games _____ 1-3
 Leading at halftime _____ 1-1
 Trailing at halftime _____ 0-2
 Tied at halftime _____ 0-0

Neutral site _____ 3-1
 Leading at halftime _____ 3-0
 Trailing at halftime _____ 0-1
 Tied at halftime _____ 0-0

In games decided by 5 points or fewer _____ 2-1
 In games decided by 6-9 points _____ 1-1
 In games decided by 10-19 points _____ 5-5
 In games decided by 20+ points _____ 2-1

Mizzou scores 59 points or fewer _____ 1-1
 Mizzou scores 60-69 points _____ 5-4
 Mizzou scores 70-79 points _____ 3-2
 Mizzou scores 80-89 points _____ 1-1
 Mizzou scores 90 points or more _____ 0-0

Opponent scores 59 points or fewer _____ 5-0
 Opponent scores 60-69 points _____ 5-0
 Opponent scores 70-79 points _____ 0-4
 Opponent scores 80 points or more _____ 0-4

Mizzou outrebounds opponent _____ 8-4
 Opponent outrebounds Mizzou _____ 2-3
 Tied in rebounding _____ 0-1

Fewer turnovers than opponent _____ 7-0
 More turnovers than opponent _____ 3-8
 Tied in turnovers _____ 0-0

White jerseys _____ 8-5
 Black jerseys _____ 1-3
 Anthracite jerseys _____ 0-0
 Gold jerseys _____ 1-0

Specific Tiger high-scorer/co-high-scorer

When Mark Smith leads _____ 4-3
 When Kevin Puryear leads _____ 1-0
 When Jordan Geist leads _____ 5-2
 When Torrence Watson leads _____ 1-0
 When Jeremiah Tilmon leads _____ 1-0
 When Xavier Pinson leads _____ 0-1
 When Javon Pickett leads _____ 0-2

CONFERENCE CORNER

ALL-TIME RECORDS VS. SEC OPPONENTS

School	All-Time	vs. HCCM	Strk	School	All-Time	vs. HCCM	Strk
Alabama	3-10	3-4	L1	Ole Miss	2-10	2-4	L1
Arkansas	21-27	4-4	L1	Miss. St.	4-6	4-2	W1
Auburn	4-4	5-2	L1	S. Carolina	4-5	6-1	L1
Florida	2-6	3-4	L3	Tennessee	7-7	1-2	L1
Georgia	5-7	3-4	L1	Texas A&M	16-18	3-3	W2
Kentucky	1-11	2-5	L1	Vanderbilt	5-6	5-2	W2
LSU	2-7	3-2	L4				



2018-19 SEC STANDINGS

	Conference				Overall						
	W-L	Pct.	H	A	W-L	Pct.	H	A	N	Strk	
LSU	6-0	1.000	3-0	3-0	16-3	.842	11-0	3-1	2-2	W9	
Tennessee	6-0	1.000	3-0	3-0	18-1	.944	11-0	4-0	2-1	W13	
Kentucky	5-1	.833	3-0	2-1	16-3	.842	12-0	3-1	1-2	W6	
South Carolina	5-1	.833	3-0	2-1	10-9	.526	7-4	2-4	1-1	L1	
Ole Miss	4-2	.667	2-1	2-1	14-5	.737	8-2	3-2	3-1	L2	
Alabama	3-3	.500	2-1	1-2	12-7	.632	8-2	2-4	2-1	L1	
Florida	3-3	.500	1-2	2-1	11-8	.579	6-3	2-3	3-2	L1	
Mississippi St	3-3	.500	2-1	1-2	15-4	.790	10-1	2-2	3-1	W1	
Arkansas	2-4	.333	1-2	1-2	11-8	.579	8-4	2-3	1-1	L1	
Auburn	2-4	.333	1-1	1-3	13-6	.684	9-1	2-4	2-1	L3	
Georgia	1-5	.167	1-2	0-3	10-9	.526	8-3	1-4	1-2	W1	
Missouri	1-5	.167	0-3	1-2	10-8	.556	6-4	1-3	3-1	L2	
Texas A&M	1-5	.167	0-3	1-2	8-10	.444	6-5	2-3	0-2	W1	
Vanderbilt	0-6	.000	0-4	0-2	9-10	.474	8-5	1-3	0-2	L7	

MIZZOU'S ALL-TIME SEC PLAYER OF THE WEEK

2012-13

Dec. 24 Laurence Bowers
 Jan. 7 Phil Pressey
 March 4 Alex Oriakhi

2017-18

Feb. 5 Kassius Robertson
 Feb. 12 Kassius Robertson

2013-14

Nov. 18 Jordan Clarkson
 Dec. 9 Jordan Clarkson
 Dec. 30 Jordan Clarkson

2018-19

Dec. 24 Jeremiah Tilmon

ALL-TIME SEC FRESHMAN OF THE WEEK

2013-14

Nov. 11 Wes Clark

2017-18

March 5 Jontay Porter



2018-19 STARTING LINEUPS

GAME	F	F	G	G	G	Record
Central Arkansas (Nov. 6)	Tilmon	Puryear	Pickett	Smith, Ma.	Geist	1-0
Iowa State (Nov. 9)	Tilmon	Puryear	Pickett	Smith, Ma.	Geist	1-1
Kennesaw State (Nov. 16)	Tilmon	Puryear	Pickett	Smith, Ma.	Geist	2-1
Oregon State (Nov. 18)	Tilmon	Puryear	Pickett	Smith, Ma.	Geist	3-1
Kansas State (Nov. 19)	Tilmon	Puryear	Pickett	Smith, Ma.	Geist	3-2
Temple (Nov. 27)	Tilmon	Puryear	Pickett	Smith, Ma.	Geist	3-3
UCF (Dec. 2)	Tilmon	Puryear	Pickett	Smith, Ma.	Geist	4-3
UT Arlington (Dec. 4)	Tilmon	Puryear	Pickett	Smith, Ma.	Geist	5-3
Oral Roberts (Dec. 7)	Tilmon	Puryear	Pickett	Smith, Ma.	Geist	6-3
Xavier (Dec. 18)	Tilmon	Puryear	Pickett	Smith, Ma.	Geist	7-3
Illinois (Dec. 22)	Tilmon	Puryear	Pickett	Smith, Ma.	Geist	8-3
Morehead State (Dec. 29)	Tilmon	Puryear	Pickett	Smith, Ma.	Geist	9-3
Tennessee (Jan. 8)	Tilmon	Puryear	Pickett	Smith, Ma.	Geist	9-4
South Carolina (Jan. 12)	Tilmon	Puryear	Pickett	Smith, Ma.	Geist	9-5
Alabama (Jan. 16)	Tilmon	Puryear	Pickett	Smith, Ma.	Geist	9-6
Texas A&M (Jan. 19)	Tilmon	Puryear	Pickett	Smith, Ma.	Geist	10-6
Arkansas (Jan. 23)	Tilmon	Puryear	Pickett	Smith, Ma.	Geist	10-7
LSU (Jan. 26)	Tilmon	Puryear	Pickett	Watson	Geist	0-1

CAREER DOUBLE-DOUBLES

PLAYER / GAME	Double	Double	Career Total
Jontay Porter			
Emporia State (Nov. 20, 2017)	11 points	11 rebounds	1st
Georgia (Jan. 10, 2018)	15 points	10 rebounds	2nd
at Ole Miss (Feb. 6, 2018)	18 points	13 rebounds	3rd
Kevin Puryear			
Auburn (Jan. 9, 2016)	14 points	11 rebounds	1st
vs. Xavier (Nov. 16, 2016)	22 points	10 rebounds	2nd
Tennessee (Jan. 17, 2018)	12 points	10 rebounds	3rd
Jeremiah Tilmon			
Green Bay (Dec. 9, 2017)	12 points	11 rebounds	1st
Ole Miss (Feb. 20, 2018)	12 points	12 rebounds	2nd
Temple (Nov. 27, 2018)	14 points	10 rebounds	3rd
UT Arlington (Dec. 4, 2018)	10 points	12 rebounds	4th
Xavier (Dec. 18, 2018)	23 points	10 rebounds	5th
Illinois (Dec. 22, 2018)	16 points	12 rebounds	6th
Mark Smith			
Central Arkansas (Nov. 6, 2018)	19 points	10 rebounds	1st
Jordan Geist			
LSU (Jan. 26, 2019)	25 points	11 rebounds	1st

20+ POINTS IN 2018-19

Player	Date	Opp.	Pts.
Jordan Geist	11-18	Oregon St.	21
Jordan Geist	11-19	Kansas St.	24
Jeremiah Tilmon	12-18	Xavier	23
Jordan Geist	12-22	Illinois	20
Jordan Geist	12-29	Morehead St.	22
Mark Smith	12-29	Morehead St.	22
Javon Pickett	1-13	South Carolina	21
Mark Smith	1-23	Arkansas	23
Jordan Geist	1-26	LSU	25

HOME SWEET HOME

Season	Home Record
2018-19	6-4
2017-18	13-3
2016-17	6-11
2015-16	10-7
2014-15	8-9
2013-14	*0-3
2012-13	17-0
2011-12	16-1
2010-11	17-1
2009-10	16-2
2008-09	18-0
2007-08	13-4
2006-07	15-4
2005-06	11-5
2004-05	14-5

All-Time: _____ 195-58 (.771) on-court record
 _____ 180-58 (.756) in 15 seasons*

* 2013-14 wins later vacated (record was 15-3)



#0 TORRENCE WATSON

HT 6-5 **WT** 200 **CL** Freshman **POS** Guard **MAJOR** Undecided **HOMETOWN** St. Louis, Mo. **HIGH SCHOOL** Whitfield School



GAME HIGHS	POINTS	2018-19 _____ 12, Twice	3-PT FIELD GOALS MADE	2018-19 _____ 4, vs. Oral Roberts, 12-7-18	REBOUNDS	2018-19 _____ 6, at South Carolina, 1-13-19
		Career _____ Same		Career _____ Same		Career _____ Same
	MINUTES	2018-19 _____ 29, vs. UT Arlington, 12-4-18	3-PT FIELD GOALS ATTEMPTED	2018-19 _____ 6, twice	ASSISTS	2018-19 _____ 2, twice
		Career _____ Same		Career _____ Same		Career _____ Same
	FIELD GOALS MADE	2018-19 _____ 4, Twice	FREE THROWS MADE	2018-19 _____ 2, three times	BLOCKS	2018-19 _____ 1, three times
		Career _____ Same		Career _____ Same		Career _____ same
	FIELD GOALS ATTEMPTED	2018-19 _____ 9, vs. UT Arlington, 12-4-18	FREE THROWS ATTEMPTED	2018-19 _____ 2, eight times	STEALS	2018-19 _____ 1, three times
		Career _____ Same		Career _____ Same		Career _____ Same

SEASON	G-GS	MIN	MPG	FG-A	FG%	3FG-A	3FG%	FT-A	FT%	O	D	REB /AVG	PF	FO	AST /TO	BS /S	TP	AVG.
2018-19	18-1	338	18.8	25-77	.325	18-52	.346	11-17	.647	7	17	24 /1.3	26	0	6 /15	3 /3	79	4.4
TOTAL	18-1	338	18.8	25-77	.325	18-52	.346	11-17	.647	7	17	24 /1.3	26	0	6 /15	3 /3	79	4.4

2018-18 (FRESHMAN):

- Has scored in 10 of his last 11 games, including seven points and a career-high six rebounds in 25 minutes at South Carolina (Jan. 13).
- Made his first career start and played 17 total minutes vs. LSU (Jan. 26).
- Went 4-for-4 from distance in Mizzou's win over Oral Roberts, tying his career-high with 12 points (Dec. 7).
- Finished with a career-high 12 points to lead all scorers in Mizzou's balanced win over UT Arlington (Dec. 4).
- Scored eight points in 23 minutes and added two assists at Iowa State (Nov. 9).

WHITFIELD SCHOOL:

- Set the all-time record for career points (2,755), points in a season (893) and average points per game at Whitfield School under Mike Potsou, a 1999 Mizzou graduate.
- Named the 2018 Missouri Gatorade Player of the Year after leading the Warriors to a 21-8 season and a trip to the Class 3 state quarterfinals.
- Rated as the third-best class of 2018 player in the state of Missouri by ESPN and the nation's 12th best shooting guard.
- Posted an area-best 31.2 points per game and averaged 6.7 rebounds and 2.8 assists per contest as a senior.
- Four-time Missouri Basketball Coaches Association all-state selection.
- Named the Class 3 Missouri Basketball Coaches Association Player of the Year.

PERSONAL:

- Son of Terrence and Kimberly Watson was born on Nov. 18, 1999, in St. Louis.
- Maintained a 3.06 GPA at Whitfield High.
- Chose Mizzou over offers from Butler, Creighton, Ohio State and Iowa State, among others.
- With a notable positive presence, was known as "Smiley" during his childhood.
- Volunteered time and was involved at Peoples Community Christian Church in St. Louis throughout his childhood.
- Served as an instructor at the Whitfield Summer Basketball Camp in addition to volunteering time with the No One Hungry Thanksgiving program.
- Played AAU with Jets Ramey United.

TORRENCE WATSON - 2018-19 GAME-BY-GAME

2018-19 SEASON

Opponent	Min	FG-A	3FG-A	FT-A	Reb	PF	A	TO	BLK	STL	Pts
vs Cent. Arkansas (11/06)	24	2-6	1-4	0-2	2	0	0	0	0	0	5
at Iowa State (11/09)	23	3-8	1-6	1-2	2	4	2	1	0	0	8
vs Kenn. State (11/16)	16	0-3	0-1	0-0	1	3	0	1	0	1	0
vs Oregon State (11/18)	15	1-7	1-5	0-0	1	2	0	0	0	0	3
vs Kansas State (11/19)	17	1-3	1-2	0-0	2	0	1	0	0	0	3
vs Temple (11/27)	14	1-2	1-1	0-0	1	0	0	2	0	0	3
vs UCF (12/02)	2	0-0	0-0	0-0	1	1	0	1	0	0	0
vs UT Arlington (12/04)	29	4-9	3-6	1-2	1	1	0	0	1	1	12
vs Oral Roberts (12/07)	22	4-5	4-4	0-0	1	2	0	0	0	0	12
vs Xavier (12/18)	21	1-3	1-3	0-0	2	1	0	1	1	0	3
vs Illinois (12/22)	16	1-4	1-4	0-0	1	0	0	1	0	0	3
vs More. State (12/29)	24	2-5	1-4	2-2	1	1	0	1	1	0	7
vs Tennessee (01/08)	26	0-2	0-1	1-2	1	2	1	1	0	0	1
at S. Carolina (01/13)	25	2-7	2-5	1-2	6	2	0	2	0	0	7
vs Alabama (01/16)	16	2-5	0-1	1-1	0	2	0	1	0	0	5
at Texas A&M (01/19)	23	1-6	1-4	2-2	1	3	2	1	0	1	5
at Arkansas (01/23)	8	0-0	0-0	2-2	0	2	0	2	0	0	2
vs LSU (01/26)*	17	0-2	0-1	0-0	0	0	0	0	0	0	0
at Auburn (01/30)											
vs Vanderbilt (02/02)											
at Tennessee (02/05)											
vs Texas A&M (02/09)											
vs Arkansas (02/12)											
at Mississippi (02/16)											
vs Kentucky (02/19)											
at Florida (02/23)											
at Miss. State (02/26)											
vs S. Carolina (03/02)											
at Georgia (03/06)											
vs Mississippi (03/09)											

PRODUCTIVITY & STREAKS

ACHIEVEMENT	18-19	CAREER
Scored 10+ points	2	2
Scored 15+ points		
Scored 20+ points		
Hit 2+ 3-pointers	2	2
Grabbed 3+ reb.		
Grabbed 5+ reb.		
Dished 3+ assists		
Dished 5+ assists		
Multiple steals		
Played 20+ minutes	7	7
Played 30+ minutes		

CAREER STREAK	GAMES	FROM WHEN TO...
Scored 10+ points	2	12-4-18 to 12-7-18
Hit 1+ 3-pointer	4	12-4-18 to 12-29-18
Grabbed 4+ rebounds		
Played 20+ minutes	3	12-4-18 to 12-18-18
Played 30+ minutes		

#1 XAVIER PINSON

HT 6-2 **WT** 170 **CL** Freshman **POS** Guard **MAJOR** Undecided **HOMETOWN** Chicago, Ill. **HIGH SCHOOL** Simeon Academy



GAME HIGHS	POINTS	2018-19 _____ 14, vs. Tennessee, 1-8-19	3-PT FIELD GOALS MADE	2018-19 _____ 3, Oral Roberts, 12-7-18	REBOUNDS	2018-19 _____ 6 vs. Xavier, 12-18-18
		Career _____ Same		Career _____ Same		Career _____ Same
	MINUTES	2018-19 _____ 27, vs. Oregon State, 11-18-18	3-PT FIELD GOALS ATTEMPTED	2018-19 _____ 5, Oral Roberts, 12-7-18	ASSISTS	2018-19 _____ 5, vs. Xavier 12-18-18
		Career _____ Same		Career _____ Same		Career _____ Same
	FIELD GOALS MADE	2018-19 _____ 4, vs. Kansas State, 11-19-18	FREE THROWS MADE	2018-19 _____ 7, vs. Tennessee, 1-8-19	BLOCKS	2018-19 _____ N/A
		Career _____ Same		Career _____ Same		Career _____ N/A
	FIELD GOALS ATTEMPTED	2018-19 _____ 7, vs. Oral Roberts, 12-7-18	FREE THROWS ATTEMPTED	2018-19 _____ 8, vs. Tennessee, 1-8-19	STEALS	2018-19 _____ 2, twice
		Career _____ Same		Career _____ Same		Career _____ Same

SEASON	G-GS	MIN	MPG	FG-A	FG%	3FG-A	3FG%	FT-A	FT%	O	D	REB /AVG	PF	FO	AST /TO	BS /S	TP	AVG.
2018-19	17-0	259	15.2	27-64	.422	13-32	.406	26-34	.765	10	21	31 / 1.8	31	1	32 / 33	0 / 9	93	5.5
TOTAL	17-0	259	15.2	27-64	.422	13-32	.406	26-34	.765	10	21	31 / 1.8	31	1	32 / 33	0 / 9	93	5.5

2018-19 (FRESHMAN):

- Scored a career-high 14 points, converting 7-of-8 at the charity stripe, in 20 minutes vs. No. 3 Tennessee (Jan. 8).
- Had two highlight reel dimes and seven crucial points in the Braggin' Rights win over Illinois (Dec. 22).
- Dished a season-best five assists, grabbed a season-best six rebounds and collected a season-high two steals in 16 strong minutes vs. Xavier (Dec. 18).
- Hit three treys en route to 11 points and tallied four assists in 11 efficient minutes vs. Oral Roberts (Dec. 7).
- Had a career night vs. No. 12 Kansas State (Nov. 19), scoring 12 points on a career-high four field goals and two 3-pointers.

SIMEON ACADEMY:

- Consensus three-star recruit rated the nation's No. 34 point guard by Rivals.com.
- Helped Simeon Academy to a Top-5 ranking in the USA Today Super 25 Computer National rankings and Illinois Class 4A Sectional Championship.
- Averaged 11.9 points and 3.8 assists while shooting 58.5 percent from the field at Simeon.
- Guided Simeon to a 29-4 record and won the Public League Championship.
- Senior season was highlighted by an 18-point, seven-assist performance in a victory over Longwood.
- Scored 31 points in Chicago's annual City + Suburban All-Star Game.
- 2018 Chicago Sun-Times All-City honorable mention.

PERSONAL:

- Son of Jacqueline and Lamont Pinson.
- Born June 23, 2000, in Chicago.

XAVIER PINSON - 2018-19 GAME-BY-GAME

2018-19 SEASON*

Opponent	Min	FG-A	3FG-A	FT-A	Reb	PF	A	TO	BLK	STL	Pts
vs Cent. Arkansas (11/06)	15	1-5	0-1	0-0	1	1	4	2	0	1	2
at Iowa State (11/09)	16	1-4	1-4	1-2	4	2	2	4	0	0	4
vs Kenn. State (11/16)	5	0-0	0-0	1-2	1	2	0	2	0	0	1
vs Oregon State (11/18)	27	1-5	0-3	3-4	2	3	3	1	0	1	5
vs Kansas State (11/19)	23	4-6	2-2	2-2	1	3	1	1	0	0	12
vs Temple (11/27)	14	0-0	0-0	0-0	0	0	2	4	0	0	0
vs UCF (12/02)	6	2-3	2-3	0-0	4	3	0	0	0	0	6
vs UT Arlington (12/04)	7	3-5	0-1	1-4	1	0	2	1	0	1	7
vs Oral Roberts (12/07)	25	3-7	3-5	2-2	1	0	4	0	0	0	11
vs Xavier (12/18)	16	1-4	0-1	0-0	6	2	5	4	0	2	2
vs Illinois (12/22)	10	2-5	1-2	2-2	1	3	2	2	0	2	7
vs More. State (12/29)	14	1-4	0-3	1-1	1	4	3	1	0	0	3
vs Tennessee (01/08)	20	3-7	1-2	7-8	2	1	0	0	0	0	14
at S. Carolina (01/13)	5	0-0	0-0	0-0	1	0	1	2	0	0	0
vs Alabama (01/16)	10	1-1	1-1	0-0	0	1	1	2	0	0	3
at Texas A&M (01/19)				DNP - COACHES DECISION							
at Arkansas (01/23)	21	2-4	1-2	3-4	2	1	2	4	0	0	8
vs LSU (01/26)	14	2-4	1-3	3-3	3	5	0	3	0	2	8
at Auburn (01/30)											
vs Vanderbilt (02/02)											
at Tennessee (02/05)											
vs Texas A&M (02/09)											
vs Arkansas (02/12)											
at Mississippi (02/16)											
vs Kentucky (02/19)											
at Florida (02/23)											
at Miss. State (02/26)											
vs S. Carolina (03/02)											
at Georgia (03/06)											

PRODUCTIVITY & STREAKS

ACHIEVEMENT	18-19	CAREER
Scored 10+ points	3	3
Scored 15+ points		
Scored 20+ points		
Hit 2+ 3-pointers	3	3
Grabbed 3+ reb.	4	4
Grabbed 5+ reb.	1	1
Dished 3+ assists	4	4
Dished 5+ assists	1	1
Multiple steals	3	3
Played 20+ minutes	5	5
Played 30+ minutes		

CAREER STREAK	GAMES	FROM WHEN TO...
Scored 10+ points	1	
Hit 1+ 3-pointer	3	1-16-19 to pres.
Grabbed 4+ rebounds	1	
Played 20+ minutes	2	11-18-18 to 11-19-18
Played 30+ minutes		



#2 K.J. SANTOS

HT 6-8 **WT** 220 **CL** Sophomore **POS** Guard **MAJOR** Undecided **HOMETOWN** Geneva, Ill. **HIGH SCHOOL** Sunrise Christian Acad. **PREV. SCHOOL** UIC



GAME HIGHS	POINTS	2018-19 _____ 7, vs. Tennessee, 1-8-19	3-PT FIELD GOALS MADE	2018-19 _____ 1, vs. Tennessee, 1-8-19	REBOUNDS	2018-19 _____ 4, twice
		Career _____ 19, at Milwaukee, 2-4-17		Career _____ 5, at Milwaukee, 2-4-17		Career _____ 10, at Oakland, 2-19-17
	MINUTES	2018-10 _____ 26, vs. Tennessee, 1-8-19	3-PT FIELD GOALS ATTEMPTED	2018-19 _____ 3, vs. Tennessee, 1-8-19	ASSISTS	2018-19 _____ 1, twice
		Career _____ 36, vs Youngstown State, 1-14-17		Career _____ 6, three times		Career _____ 5, at Oakland, 2-19-17
	FIELD GOALS MADE	2018-19 _____ 3, vs. Tennessee, 1-8-19	FREE THROWS MADE	2018-19 _____ N/A	BLOCKS	2018-19 _____ N/A
		Career _____ 7, at Milwaukee, 2-4-17		Career _____ 6, at Valparaiso, 1-22-17		Career _____ 2, vs Youngstown State, 2-9-17
	FIELD GOALS ATTEMPTED	2018-19 _____ 7, vs. Tennessee, 1-8-19	FREE THROWS ATTEMPTED	2018-19 _____ 2, vs. Alabama, 1-16-19	STEALS	2018-19 _____ 1, twice
		Career _____ 14, at Green Bay, 2-2-17		Career _____ 6, at Valparaiso, 1-22-17		Career _____ 2, at Youngstown State, 1-14-17

SEASON	G-GS	MIN	MPG	FG-A	FG%	3FG-A	3FG%	FT-A	FT%	O	D	REB / AVG	PF	FO	AST / TO	BS / S	TP	AVG.
2016-17	35-30	858	24.5	87-224	.388	37-101	.366	39-60	.650	42	104	146 / 4.2	98	5	41 / 64	9 / 13	250	7.1
2018-19	9-0	142	15.8	8-20	.400	1-5	.200	0-3	.000	2	20	22 / 2.4	16	0	2 / 100	0 / 2	17	1.9
TOTAL	44-30	1000	22.7	95-244	.389	38-106	.358	39-63	.619	44	124	168 / 3.8	114	5	43 / 74	9 / 15	267	6.1

K.J. SANTOS - 2018-19 GAME-BY-GAME

2018-19 (SOPHOMORE)

- Played 12 minutes over Mizzou's first 11 games due to a foot injury, but has averaged 18.6 minutes in the last seven outings.
- Scored a season-high seven points in a season-best 26 minutes vs. No. 3 Tennessee (Jan. 8).
- Played 20 minutes and scored his first bucket as a Tiger while grabbing four boards vs. Morehead St. (Dec. 29).
- Appeared in his first game in a Mizzou uniform vs. Oral Roberts (Dec. 7), playing 11 minutes while collecting one rebound and one steal.

2016-17 (FRESHMAN, ILLINOIS-CHICAGO)

- Appeared in 35 games and made 30 starts.
- Averaged 7.1 points and 4.2 rebounds in 24.5 minutes per game.
- Scored in double figures eight times, highlighted by a career-best 19 points at Milwaukee.
- Shot 36.6 percent from 3-point range and 39 percent from the field.

HIGH SCHOOL:

- Prepped at Sunrise Christian Academy in Wichita, Kan.
- Chose Mizzou over offers from Georgia Tech, Iowa, Oklahoma, West Virginia, Wichita State and Xavier, among others.

PERSONAL:

- Played on the U17 Puerto Rico National Team.
- Participated in the NBA/FIBA Basketball Without Borders Camp.
- Son of Joe and Lori Santos.
- Born June 19, 1997.

2018-19 SEASON*

Opponent	Min	FG-A	3FG-A	FT-A	Reb	PF	A	TO	BLK	STL	Pts
vs Cent. Arkansas (11/06)		DNP - INJURY									
at Iowa State (11/09)		DNP - INJURY									
vs Kenn. State (11/16)		DNP - INJURY									
vs. Oregon State (11/18)		DNP - INJURY									
vs Kansas State (11/19)		DNP - INJURY									
vs Temple (11/27)		DNP - INJURY									
vs UCF (12/02)		DNP - INJURY									
vs UT Arlington (12/04)		DNP - INJURY									
vs Oral Roberts (12/07)	11	0-1	0-0	0-0	1	0	0	2	0	1	0
vs Xavier (12/18)		DNP - INJURY									
vs Illinois (12/22)	1	0-0	0-0	0-0	0	0	0	0	0	0	0
vs More. State (12/29)	20	1-2	0-1	0-0	4	3	0	2	0	1	2
vs Tennessee (01/08)	26	3-7	1-3	0-0	3	1	1	1	0	0	7
at S. Carolina (01/13)	20	1-3	0-1	0-0	2	3	1	1	0	0	2
vs Alabama (01/16)	12	1-2	0-0	0-2	3	1	0	0	0	0	2
at Texas A&M (01/19)	14	0-1	0-0	0-0	2	3	0	2	0	0	0
at Arkansas (01/23)	20	0-1	0-0	0-1	4	2	0	1	0	0	0
vs LSU (01/26)	18	2-3	0-0	0-3	3	3	0	1	0	0	4
at Auburn (01/30)											
vs Vanderbilt (02/02)											
at Tennessee (02/05)											
vs Texas A&M (02/09)											
vs Arkansas (02/12)											
at Mississippi (02/16)											
vs Kentucky (02/19)											
at Florida (02/23)											
at Miss. State (02/26)											
vs S. Carolina (03/02)											
at Georgia (03/06)											
vs Mississippi (03/09)											

PRODUCTIVITY & STREAKS

ACHIEVEMENT	16-17	18-19	CAREER	CAREER STREAK	GAMES	FROM WHEN TO...
Scored 10+ points	8		8	Scored 10+ points	3	2-2-17 to 2-9-17
Hit 2+ 3-pointers	4		4	Hit 1+ 3-pointer	11	2-2-17 to 3-16-17
Grabbed 3+ reb.	27	5	32	Grabbed 4+ rebounds	6	2-17-17 to 3-5-17
Grabbed 5+ reb.	15		15	Played 20+ minutes	22	12-30-16 to 3-22-17
Dished 3+ assists	4		4	Played 30+ minutes	4	1-27-17 to 2-4-17
Dished 5+ assists	1		1			
Multiple steals	1		1			
Played 20+ minutes	29	4	33			
Played 30+ minutes	10		10			

#3 RONNIE SUGGS

HT 6-6 **WT** 190 **CL** R Junior **POS** Guard **MAJOR** Communication **HOMETOWN** Washington, Mo. **HIGH SCHOOL** Vermont Academy **PREV. SCHOOL** Bradley



GAME HIGHS	POINTS	2018-19 9, vs. LSU, 1-26-19 Career 17, at Arizona, 11-16-15	3-PT FIELD GOALS MADE	2018-19 1, Twice Career 4, at Indiana State, 2-27-16	REBOUNDS	2018-19 4, vs LSU, 1-26-19 Career 10, vs. Loyola, 3-3-16
	MINUTES	2018-19 29, vs. LSU, 1-26-19 Career 40, Northern Iowa, 1-27-16	3-PT FIELD GOALS ATTEMPTED	2018-19 5, vs. LSU, 1-26-19 Career 8, at Indiana St., 2-27-16	ASSISTS	2018-19 2, at Texas A&M, 1-19-19 Career 4, Twice
	FIELD GOALS MADE	2018-19 1, Twice Career 6, Twice	FREE THROWS MADE	2018-19 6, vs. LSU, 1-26-19 Career 7, Illinois State, 1-20-16	BLOCKS	2018-19 N/A Career 2, North Dakota, 12-5-15
	FIELD GOALS ATTEMPTED	2018-19 6, vs. LSU, 1-26-18 Career 14, Twice	FREE THROWS ATTEMPTED	2018-19 9, vs. LSU, 1-26-19 Career Same	STEALS	2018-19 1, vs. Kennesaw State, 11-16-18 Career 3, UNI, 1-27-16

SEASON	G-GS	MIN	MPG	FG-A	FG%	3FG-A	3FG%	FT-A	FT%	REB /AVG.	AST / TO	BS / S	TP	AVG.
2015-16*	32-19	965	30.2	91-271	.336	30-115	.261	61-87	.701	129 / 4.0	42 / 57	6 / 20	273	8.5
2016-17*	16-1	115	7.2	10-32	.313	1-15	.067	9-16	.563	28 / 1.8	5 / 5	1 / 4	30	1.9
2017-18	SAT OUT DUE TO NCAA TRANSFER RULE													
2018-19	13-0	111	8.5	2-19	.105	2-12	.167	11-18	.611	12 / 0.9	4 / 4	0 / 1	17	1.3
TOTAL	61-20	1191	19.5	103-322	.320	33-142	.232	81-121	.669	169 / 2.8	51 / 66	7 / 25	320	5.2

2018-19 (REDSHIRT JUNIOR):

- Scored a season-high nine points vs. LSU (Jan. 26) in a season-best 29 minutes.
- Hit first career three and scored five points in 12 minutes at Arkansas (Jan. 23).
- Played a season-high 18 points with a season-best three rebounds and two assists at Texas A&M (Jan. 19).
- Scored two points vs. Oral Roberts (Dec. 7).
- Appeared in his first Mizzou game at Iowa State (Nov. 9).

2017-18 (REDSHIRT SOPHOMORE):

- Sat out the 2017-18 season at Mizzou due to NCAA transfer rules after joining the program from Bradley as a walk-on.

AT BRADLEY

2016-17 (SOPHOMORE):

- Played in 16 games as a sophomore with one start and averaged 1.9 points and 1.8 rebounds per game while shooting 31.3 percent from the field.
- Scored a season-best seven points against Delaware (Nov. 13) and Nevada (Dec. 3).

2015-16 (FRESHMAN):

- One of three players to appear in all 32 games, starting 19 (including 15 of the final 16 contests).
- Ranked third on the team with 8.5 points per game, making 33.7 percent of his field goals.
- Scored a career-best 17 points at No. 10 Arizona (Nov. 16).

VERMONT ACADEMY:

- Spent one season post-high school at Vermont Academy.
- Averaged 18.0 points, 8.0 rebounds and 3.0 steals per game during the 2014-15 season.

WASHINGTON HIGH SCHOOL:

- Led Washington (Mo.) High School to consecutive district championships as a junior (2012-13) and senior (2013-14).
- Averaged 16.8 points and 4.1 rebounds per game to earn all-state selection in Class 5 by the Missouri Basketball Coaches Association as a junior in 2012-13.
- Repeated as an all-state selection as a senior in 2013-14 and was one of 10 finalists for Missouri Player of the Year after averaging 23.0 points and 8.0 rebounds per game.

PERSONAL:

- Son of Ron and Cassandra Suggs and was born Feb. 12, 1996, in Milwaukee, Wis.
- Has three brothers: Scott, Skyler and Cason.

RONNIE SUGGS - 2018-19 GAME-BY-GAME

2018-19 SEASON*

Opponent	Min	FG-A	3FG-A	FT-A	Reb	PF	A	TO	BLK	STL	Pts	
vs Cent. Arkansas (11/06)		DNP - COACHES DECISION										
at Iowa State (11/09)	6	0-0	0-0	0-0	1	0	0	0	0	0	0	
vs Kenn. State (11/16)	11	0-2	0-2	1-2	0	2	1	0	0	1	1	
vs Oregon State (11/18)	9	0-0	0-0	0-0	0	0	0	0	0	0	0	
vs Kansas State (11/19)	8	0-1	0-0	0-0	1	1	0	0	0	0	0	
vs Temple (11/27)	3	0-0	0-0	0-0	1	0	0	0	0	0	0	
vs UCF (12/02)	8	0-4	0-2	0-0	0	1	0	0	0	0	0	
vs UT Arlington (12/04)		DNP - COACHES DECISION										
vs Oral Roberts (12/07)	2	0-0	0-0	2-4	0	0	0	0	0	0	2	
vs Xavier (12/18)		DNP - COACHES DECISION										
vs Illinois (12/22)		DNP - COACHES DECISION										
vs More. State (12/29)		DNP - COACHES DECISION										
vs Tennessee (01/08)	1	0-0	0-0	0-0	0	0	0	0	0	0	0	
at S. Carolina (01/13)	1	0-0	0-0	0-0	1	1	0	0	0	0	0	
vs Alabama (01/16)	3	0-0	0-0	0-0	0	0	0	0	0	0	0	
at Texas A&M (01/19)	18	0-3	0-1	0-1	3	4	2	0	0	0	0	
at Arkansas (01/23)	12	1-3	1-2	2-2	1	2	0	2	0	0	5	
vs LSU (01/26)	29	1-6	1-5	6-9	4	5	1	2	0	0	9	
at Auburn (01/30)												
vs Vanderbilt (02/02)												
at Tennessee (02/05)												
vs Texas A&M (02/09)												
vs Arkansas (02/12)												
at Mississippi (02/16)												
vs Kentucky (02/19)												
at Florida (02/23)												
at Miss. state (02/26)												
vs S. Carolina (03/02)												
at Georgia (03/06)												
vs Mississippi (03/09)												

PRODUCTIVITY & STREAKS

ACHIEVEMENT	18-19	CAREER
Scored 10+ points		
Scored 15+ points		
Scored 20+ points		
Hit 2+ 3-pointers		
Grabbed 3+ reb.	2	2
Grabbed 5+ reb.		
Dished 3+ assists		
Dished 5+ assists		
Multiple steals		
Played 20+ minutes	1	1
Played 30+ minutes		

CAREER STREAK	GAMES	FROM WHEN TO...
Scored 10+ points		
Hit 1+ 3-pointer	2	1-23-19 to pres.
Grabbed 4+ rebounds		
Played 20+ minutes		
Played 30+ minutes		



#4 JAVON PICKETT

HT 6-4 **WT** 207 **CL** Freshman **POS** Guard **MAJOR** Undecided **HOMETOWN** Belleville, Ill. **HIGH SCHOOL** Belleville East HS



GAME HIGHS	POINTS	2018-19 21, vs. South Carolina, 1-13-19 Career Same	3-PT FIELD GOALS MADE	2018-19 3, vs. South Carolina, 1-13-19 Career Same	REBOUNDS	2018-19 5, vs. UT Arlington, 12-4-18 Career Same
	MINUTES	2018-19 39, vs. UCF, 12-2-18 Career Same	3-PT FIELD GOALS ATTEMPTED	2018-19 7, vs. LSU, 1-26-19 Career Same	ASSISTS	2018-19 3, Three times Career Same
	FIELD GOALS MADE	2018-19 7, Twice Career Same	FREE THROWS MADE	2018-19 4, vs. South Carolina, 1-13-19 Career Same	BLOCKS	2018-19 2, Oral Roberts, 12-7-18 Career Same
	FIELD GOALS ATTEMPTED	2018-19 15, Twice Career Same	FREE THROWS ATTEMPTED	2018-19 4, vs. South Carolina, 1-13-19 Career Same	STEALS	2018-19 2, Twice Career Same

SEASON	G-GS	MIN	MPG	FG-A	FG%	3FG-A	3FG%	FT-A	FT%	O	D	REB/AVG	PF	FO	AST/TO	BS/S	TP	AVG.
2018-19	18-18	438	24.3	57-136	.419	19-56	.339	13-25	.520	20	29	49/2.7	41	0	24/2.4	3/1.4	146	8.1
TOTAL	18-18	438	24.3	57-136	.419	19-56	.339	13-25	.520	20	29	49/2.7	41	0	24/2.4	3/1.4	146	8.1

JAVON PICKETT - 2018-19 GAME-BY-GAME

2018-19 (FRESHMAN):

- Has started all 18 games during his rookie season.
- Totaled 13 points in 36 minutes on the floor while battling through a back injury vs. LSU (Jan. 26).
- Played 37 minutes and contributed 13 points vs. Alabama (Jan. 16), reaching double figures for the fifth time in nine games.
- Scored a career-high 21 points on 7-of-11 shooting from the field and 4-of-4 shooting from the free throw line at South Carolina (Jan. 13).
- Was electric vs. Illinois, shooting a near perfect 7-of-8 from the field to finish with a then-career-high 16 points (Dec. 22).
- Notched 10 points vs. UT Arlington (Dec. 4), reaching double figures for the second consecutive game for the first time in his career.
- Played a career-high 39 minutes in an overtime win over UCF (Dec. 2) and contributed a then-career-high 13 points, three assists and two steals.
- Scored eight points in a career-high 32 minutes, adding three rebounds vs. Temple (Nov. 27).
- Drained two 3-pointers and finished with seven points in 25 minutes vs. Central Arkansas (Nov. 6) in his first career game.

BELLEVILLE EAST HIGH SCHOOL:

- Averaged 25.3 points, 6.5 rebounds, 3.4 assists and 2.6 steals per game during his senior season at Belleville East High School in Belleville, Ill.
- Had 10 30-plus point games during the 2016-17 season and scored in double figures in 28 of 29 contests.
- Grabbed 10 or more boards in five games during his senior campaign.
- 2017 third-team All-State selection by the Chicago Tribune.
- Earned 2017 St. Louis Post-Dispatch All-Metro recognition.
- Slotted as the ninth-best 2017 Illinois basketball recruit by 247 Sports.
- Scored 24 points per game while averaging six rebounds, two assists and two steals on his way to St. Louis Post-Dispatch All-Metro honors as a junior.
- Averaged 14 points, six rebounds and two assists during his sophomore year.

PERSONAL:

- Son of Jeffery and Chrissie Pickett.
- Played AAU ball with Jets Ramey United.

2018-19 SEASON*

Opponent	Min	FG-A	3FG-A	FT-A	Reb	PF	A	TO	BLK	STL	Pts
vs Cent. Arkansas (11/06)*	25	2-5	2-3	1-2	4	1	1	2	0	1	7
at Iowa State (11/09)*	18	1-3	1-3	2-2	1	2	0	4	0	0	5
vs Kenn. State (11/16)*	23	1-4	1-3	0-2	4	2	3	1	0	1	4
vs Oregon State (11/18)*	20	2-8	0-1	1-2	2	1	1	0	0	1	5
vs Kansas State (11/19)*	18	2-4	0-0	0-1	4	2	1	1	0	0	4
vs Temple (11/27)*	32	3-5	1-2	1-2	3	3	2	1	0	1	8
vs UCF (12/02)*	39	6-15	1-5	0-1	4	2	3	2	0	2	13
vs UT Arlington (12/04)*	26	4-9	2-6	0-0	5	0	2	2	1	1	10
vs Oral Roberts (12/07)*	19	1-5	1-3	0-0	3	1	1	0	2	1	3
vs Xavier (12/18)*	20	3-9	2-6	0-0	0	3	0	0	0	0	8
vs Illinois (12/22)*	29	7-8	2-2	0-0	4	3	1	2	0	0	16
vs More. State (12/29)*	18	1-7	0-2	1-3	3	4	3	2	0	0	3
vs Tennessee (01/08)*	22	3-8	1-3	0-2	3	3	0	2	0	1	7
at S. Carolina (01/13)*	32	7-11	3-4	4-4	2	3	2	0	0	2	21
vs Alabama (01/16)*	37	6-15	1-3	0-0	2	4	1	1	0	1	13
at Texas A&M (01/19)*	20	3-7	0-2	1-2	2	3	1	1	0	1	7
at Arkansas (01/23)*	10	0-1	0-1	0-0	0	1	0	2	0	0	0
vs LSU (01/26)*	36	5-12	1-7	2-2	3	3	2	1	0	1	13
at Auburn (01/30)											
vs Vanderbilt (02/02)											
at Tennessee (02/05)											
vs Texas A&M (02/09)											
vs Arkansas (02/12)											
at Mississippi (02/16)											
vs Kentucky (02/19)											
at Florida (02/23)											
at Miss. State (02/26)											
vs S. Carolina (03/02)											
at Georgia (03/06)											
vs Mississippi (03/09)											

PRODUCTIVITY & STREAKS

ACHIEVEMENT	18-19	CAREER
Scored 10+ points	6	6
Scored 15+ points	2	2
Scored 20+ points	1	1
Hit 2+ 3-pointers	5	5
Grabbed 3+ reb.	10	10
Grabbed 5+ reb.		
Dished 3+ assists	3	3
Dished 5+ assists		
Multiple steals	2	2
Played 20+ minutes	12	12
Played 30+ minutes	5	5

CAREER STREAK	GAMES	FROM WHEN TO...
Scored 10+ points	2	1-13-19 to 1-16-19
Hit 1+ 3-pointer	6	11-27-18 to 12-22-18
Grabbed 4+ rebounds	2	12-2-18 to 12-4-18
Played 20+ minutes	4	1-8-19 to 1-19-19
Played 30+ minutes	2	1-13-19 to 1-16-19

#5 MITCHELL SMITH

HT 6-10 **WT** 215 **CL** RS **POS** Sophomore Forward **MAJOR** Sport Management **HOMETOWN** Van Buren, Ark. **HIGH SCHOOL** Van Buren HS



GAME HIGHS	POINTS	2018-19 _____ 9 vs. UCF, 12-2-18	3-PT FIELD GOALS MADE	2018-19 _____ 2, vs. UCF, 12-2-18	REBOUNDS	2018-19 _____ 7 vs. UCF, 12-2-18
		Career _____ Same		Career _____ Same		Career _____ Same
	MINUTES	2018-19 _____ 26, vs. UT Arlington, 12-4-18	3-PT FIELD GOALS ATTEMPTED	2018-19 _____ 2, three times	ASSISTS	2018-19 _____ 1, three times
		Career _____ Same		Career _____ Same		Career _____ 1, five times
	FIELD GOALS MADE	2018-19 _____ 3, twice	FREE THROWS MADE	2018-19 _____ 3, vs. Temple, 11-27-18	BLOCKS	2018-19 _____ 1, twice
		Career _____ 3, three times		Career _____ Same		Career _____ 1, 6 times
	FIELD GOALS ATTEMPTED	2018-19 _____ 8, vs. UCF, 12-2-18	FREE THROWS ATTEMPTED	2018-19 _____ 4, vs. Temple, 11-27-18	STEALS	2018-19 _____ 1, three times
		Career _____ Same		Career _____ Same		Career _____ 1, six times

SEASON	G-GS	MIN	MPG	FG-A	FG%	3FG-A	3FG%	FT-A	FT%	O	D	REB /AVG	PF	FO	AST /TO	BS /S	TP	AVG.
2016-17	11-0	83	7.5	10-17	.588	0-0	.000	6-14	.429	3	16	19 / 1.7	16	0	2 / 7	4 / 3	26	2.4
2017-18																		
2018-19	17-0	181	10.6	14-33	.424	5-10	.500	10-12	.833	10	29	39 / 2.3	20	1	4 / 14	2 / 3	43	2.5
TOTAL	28-0	264	9.4	24-50	.480	5-10	.500	16-26	.615	13	45	58 / 2.1	36	1	6 / 21	6 / 6	69	2.5

2018-19 (RS SOPHOMORE):

- Finished with a career-high nine points and a career-best seven rebounds in 23 solid minutes vs. UCF (Dec. 2).
- Tossed in his first career 3-pointer and finished with six points and four rebounds in 17 minutes vs. Temple (Nov. 27).
- Scored six points and played 22 minutes vs. Central Arkansas (Nov. 6) in his first game since Jan. 4, 2017.
- Followed with six points in 16 minutes at Iowa State (Nov. 9), making all three of his field goal attempts.

2017-18 (SOPHOMORE):

- Opted to take a redshirt season.

2016 -17 (FRESHMAN):

- Averaged 2.4 points and 1.7 rebounds per game across 11 game appearances while providing depth in Mizzou's front court.
- Sidelined for the remainder of the 2016-17 season after suffering a knee injury vs. LSU (Jan. 4).
- Season-high minutes vs. No. 20 Arizona (Dec. 10) to that point in the season, playing 15 minutes off the bench with five points and two rebounds.
- Seven points (3-of-4 FG, 1-of-3 FT) in his collegiate debut vs. Alabama A&M (Nov. 13), playing 13 minutes off the bench.

VAN BUREN HIGH SCHOOL:

- Averaged 19.2 points and 9.9 rebounds per game for Van Buren High School and head coach Randy Loyd as a senior in 2015-16.
- Broke Van Buren's career scoring record halfway through his senior season, reaching 1,359 points and surpassing a 35-year old record.
- Set career marks at Van Buren in several categories, including points (1,559), rebounds (865), blocks (163) and double-doubles (36).
- Led the Pointers to back-to-back Arkansas Class 7A State Championship semifinal appearances, as well as consecutive outright conference championships.
- Earned Arkansas Player of the Year recognition from the Southwest Times following his standout senior campaign.

PERSONAL:

- Grew up focusing on baseball, but switched to basketball exclusively heading into high school as a 6-7 freshman-to-be.
- Enjoyed the connection he made with the Mizzou coaching staff during the recruiting process.
- Son of Selvin Smith and was born Oct. 28, 1997.

MITCHELL SMITH - 2018-19 GAME-BY-GAME

2018-19 SEASON

Opponent	Min	FG-A	3FG-A	FT-A	Reb	PF	A	TO	BLK	STL	Pts
vs Cent. Arkansas (11/06)	22	2-5	0-1	2-2	4	0	0	1	0	0	6
at Iowa State (11/09)	16	3-3	0-0	0-0	5	3	0	4	0	0	6
vs Kenn. State (11/16)	14	1-1	0-0	2-2	5	1	1	1	0	1	4
vs Oregon State (11/18)	7	0-1	0-0	0-0	1	2	0	1	0	0	0
vs Kansas State (11/19)	5	0-0	0-0	0-0	1	0	0	1	0	0	0
vs Temple (11/27)	17	1-2	1-2	3-4	4	2	0	1	0	0	6
vs UCF (12/02)	23	3-8	2-2	1-2	7	5	0	1	0	1	9
vs UT Arlington (12/04)	26	1-5	1-2	0-0	6	0	0	1	0	1	3
vs Oral Roberts (12/07)	14	0-3	0-2	0-0	5	3	1	0	0	0	0
vs Xavier (12/18)	12	0-0	0-0	2-2	1	1	0	1	1	0	2
vs Illinois (12/22)	6	1-1	0-0	0-0	0	0	0	1	0	0	2
vs More. State (12/29)	4	1-2	0-0	0-0	0	0	0	0	0	0	2
vs Tennessee (01/08)	5	0-1	0-0	0-0	0	0	1	0	1	0	0
at S. Carolina (01/13)	3	0-0	0-0	0-0	0	0	0	1	0	0	0
vs Alabama (01/16)	5	1-1	1-1	0-0	0	0	1	0	0	0	3
at Texas A&M (01/19)	1	0-0	0-0	0-0	0	0	0	0	0	0	0
at Arkansas (01/23)											
vs LSU (01/26)	1	0-0	0-0	0-0	0	0	0	1	0	0	0
at Auburn (01/30)											
vs Vanderbilt (02/02)											
at Tennessee (02/05)											
vs Texas A&M (02/09)											
vs Arkansas (02/12)											
at Mississippi (02/16)											
vs Kentucky (02/19)											
at Florida (02/23)											
at Miss. State (02/26)											
vs S. Carolina (03/02)											

PRODUCTIVITY & STREAKS

ACHIEVEMENT	16-17	18-19	CAREER	CAREER STREAK	GAMES	FROM WHEN TO...
Scored 5+ points	3	4	7	Played 10+ minutes	5	11-27-18 to 12-18-18
Grabbed 5+ reb.	1	5	6	Hit 1+ 3-pointer	3	11-27-18 to 12-4-18
Played 10+ minutes	4	8	12	Grabbed 4+ rebounds	3	11-27-18 to 12-7-18

#11 JONTAY PORTER

HT 6-11 **WT** 240 **CL** Sophomore **POS** Forward **MAJOR** Undecided **HOMETOWN** Columbia, Mo. **HIGH SCHOOL** Nathan Hale HS (Wash.)



GAME HIGHS	POINTS	2017-18 _____ 24, at Vanderbilt, 2-27-18 Career _____ Same	3-PT FIELD GOALS MADE	2017-18 _____ 5, at South Carolina, 1-3-18 Career _____ Same	REBOUNDS	2017-18 _____ 13, at Ole Miss, 2-6-18 Career _____ Same
	MINUTES	2017-18 _____ 32, Georgia, 1-10-18 Career _____ Same	3-PT FIELD GOALS ATTEMPTED	2017-18 _____ 7, Twice Career _____ Same	ASSISTS	2017-18 _____ 6, at Vanderbilt, 2-27-18 Career _____ Same
	FIELD GOALS MADE	2017-18 _____ 9, at Vanderbilt, 2-27-18 Career _____ Same	FREE THROWS MADE	2017-18 _____ 7, Georgia, 1-10-18 Career _____ Same	BLOCKS	2017-18 _____ 5, 3 Times Career _____ Same
	FIELD GOALS ATTEMPTED	2017-18 _____ 13, Twice Career _____ Same	FREE THROWS ATTEMPTED	2017-18 _____ 9, Ole Miss, 2-20-18 Career _____ Same	STEALS	2017-18 _____ 3, Stephen F. Austin, 12-19-17 Career _____ Same

SEASON	G-GS	MIN	MPG	FG-A	FG%	3FG-A	3FG%	FT-A	FT%	O	D	REB /AVG	PF	FO	AST /TO	BS /S	TP	AVG.
2017-18	33-7	808	24.5	104-238	.437	40-110	.364	78-104	.750	50	174	224 / 6.8	97	6	74/63	55 / 28	326	9.9
2018-19	WILL BE SIDELINED FOR THE 2018-19 SEASON WITH A KNEE INJURY																	
TOTAL	33-7	808	24.5	104-238	.437	40-110	.364	78-104	.750	50	174	224 / 6.8	97	6	74/63	55 / 28	326	9.9

Will be sidelined for the 2018-19 campaign with a knee injury

HONORS:

- 2017-18 SEC All-Freshman Team
- 2017-18 SEC Co-Sixth Man of the Year
- SEC Freshman of the Week (3/5/18)
- 2017 AdvoCare Invitational All-Tournament Team

2017-18 (FRESHMAN):

- Ranked sixth in the SEC in rebounding (led all league freshmen) with 6.8 boards per game, was ninth in blocks (1.7 bspg) and third in defensive rebounds (5.3 drpg).
- Appeared in all 33 games as rookie and made seven starts, averaging 9.9 points and leading the Tigers in both rebounding (6.8 rpg) and blocks (55). Was one of five Tigers to appear in every 2017-18 contest.
- Tallied 326 points on season, eighth-most by a Tiger freshman, and his 75.0 percent effort from the free-throw line ranked 10th on MU's freshman list.
- His 40 made three-pointers ranked third in the team; Mizzou was 7-2 on the year when he drained two or treys in a game.
- Ranked third on the team in assists (74); had 20 multi-assist games with a high of six, twice.

NATHAN HALE HIGH SCHOOL:

- Reclassified from the 2018 recruiting class to join Mizzou's 2017-18 squad following his standout junior season at Nathan Hale High School (Seattle, Wash.) in 2016-17, helping lead his team to a perfect 29-0 record and the Washington Class 3A State Championship.
- Averaged a double-double, 14.3 points and 13.6 rebounds, as a junior for head coach Brandon Roy's Nathan Hale squad.
- Also rated as a Top 25 prospect, nationally, by Rivals.com (12th) and 247Sports (23rd).
- Helped lead Columbia's Father Tolton Catholic High School to the Missouri Class 3 State Championship as a sophomore in 2015-16.

PERSONAL:

- The son of Lisa and Michael Porter, Sr., his father is in his second year as an assistant coach on Cuonzo Martin's staff, Jontay was born Nov. 15, 1999.
- Has seven siblings: Bri, Cierra, Michael, Coban, Jevan, Izaak and Jayda.
- Older sisters Bri and Cierra played for the Mizzou Women's Basketball team, coached by their aunt, Robin Pingeton.
- Mother, Lisa, played college basketball at Iowa, while his father, Michael, Sr., played collegiately at New Orleans.

JONTAY PORTER - 2018-19 GAME-BY-GAME

2018-19 SEASON

Opponent	Min	FG-A	3FG-A	FT-A	Reb	PF	A	TO	BLK	STL	Pts
vs Cent. Arkansas (11/06)											
at Iowa State (11/09)											
vs Kenn. State (11/16)											
vs. Oregon State (11/18)											
vs Kansas State (11/19)											
vs Temple (11/27)											
vs UCF (12/02)											
vs UT Arlington (12/04)											
vs Oral Roberts (12/07)											
vs Xavier (12/18)											
vs Illinois (12/22)											
vs More. State (12/29)											
vs Tennessee (01/08)											
at S. Carolina (01/13)											
vs Alabama (01/16)											
at Texas A&M (01/19)											
at Arkansas (01/23)											
vs LSU (01/26)											
at Auburn (01/30)											
vs Vanderbilt (02/02)											
at Tennessee (02/05)											
vs Texas A&M (02/09)											
vs Arkansas (02/12)											
at Mississippi (02/16)											
vs Kentucky (02/19)											
at Florida (02/23)											
at Miss. State (02/26)											
vs S. Carolina (03/02)											
at Georgia (03/06)											
vs Mississippi (03/09)											

PRODUCTIVITY & STREAKS

ACHIEVEMENT	17-18	CAREER	CAREER STREAK	GAMES	FROM WHEN TO...
Scored 10+ points	17	17	Scored 10+ points	5	1-31-18 to 2-13-18
Scored 15+ points	8	8	Hit 2+ 3-pointer	3	2-27-18 to 3-8-18
Scored 20+ points	2	2	Grabbed 5+ rebounds	15	11-13-17 to 1-10-18
Hit 2+ 3-pointers	9	9	Recorded 1+ block	10	12-5-17 to 1-17-18
Grabbed 3+ reb.	32	32	Played 20+ minutes	11	2-3-18 to 3-16-18
Grabbed 5+ reb.	28	28			
Dished 3+ assists	10	10			
Dished 5+ assists	3	3			
Multiple steals	7	7			
Played 20+ minutes	28	28			
Played 30+ minutes	3	3			

#12 DRU SMITH

HT 6-3 **WT** 200 **CL** Junior **POS** Guard **MAJOR** Finance **HOMETOWN** Evansville, Ind. **HIGH SCHOOL** Evansville Reitz HS **PREV. SCHOOL** Evansville



GAME HIGHS	POINTS	2017-18 _____ 25, at Bowling Green, 12-5-17	3-PT FIELD GOALS MADE	2017-18 _____ 3, vs. Bowling Green, 12-5-17	REBOUNDS	2017-18 _____ 6, three times
		Career _____ Same		Career _____ 5, vs. Wichita State, 2-21-17		Career _____ 9, vs. Wichita State, 1-17-17
	MINUTES	2017-18 _____ 40, at Valparaiso, 1-24-18	3-PT FIELD GOALS ATTEMPTED	2017-18 _____ 7, vs. Wichita State, 2-21-17	ASSISTS	2017-18 _____ 11, vs. North Carolina Central, 11-13-17
		Career _____ Same		Career _____ 2, vs. Northern Iowa, 3-1-18		Career _____ Same
	FIELD GOALS MADE	2017-18 _____ 11, at Bowling Green, 12-5-17	FREE THROWS MADE	2017-18 _____ 12, at Valparaiso, 1-24-18	BLOCKS	2017-18 _____ 2, twice
		Career _____ Same		Career _____ Same		Career _____ 3, vs. Wabash, 11-30-16
	FIELD GOALS ATTEMPTED	2017-18 _____ 13, three times	FREE THROWS ATTEMPTED	2017-18 _____ 13, at Valparaiso, 1-24-18	STEALS	2017-18 _____ 7, at Southern Illinois, 1-3-18
		Career _____ Same		Career _____ Same		Career _____ Same

SEASON	G-GS	MIN	MPG	FG-A	FG%	3FG-A	3FG%	FT-A	FT%	O D	REB /AVG	PF	FO	AST /TO	BS /S	TP	AVG.
2016-17	28-8	630	22.5	53-119	.445	16-49	.327	27-33	.818	7 67	74 / 2.4	85	5	81 / 33	12 / 23	149	5.3
2017-18	22-22	665	30.2	100-173	.578	27-56	.482	75-87	.862	10 67	71 / 3.0	60	1	101 / 70	10 / 45	302	13.7
TOTAL	50-30	1295	9.2	153-292	.528	43-105	.410	102-120	.850	17 134	151 / 2.7	145	6	182 / 103	22 / 68	451	9.0

Sitting out season as transfer from Evansville

2017-18 (SOPHOMORE, EVANSVILLE):

- Started all 22 games he appeared in, reaching double figures 17 times and tallying four, 20-point performances.
- Averaged 13.7 points, 3.5 rebounds, 4.6 assists and 2.0 steals as a sophomore.
- Led the Missouri Valley Conference in 3-point shooting, making 48.2 percent of his attempts from beyond the arc.
- Ranked third in the MVC in both field goal percentage (57.8) and free throw percentage (86.2).
- Was named to the 2017 MVC Most Improved Team.
- Scored a career-high 25 points at Bowling Green.

2016-17 (FRESHMAN, EVANSVILLE):

- Earned 2017 MVC All-Freshman team honors.
- Posted 5.3 points and grabbed 2.6 rebounds per contest, playing 22.5 minutes per game.
- Broke out in a game at Wichita State, scoring 19 points while draining five triples.

EVANSVILLE REITZ HIGH SCHOOL:

- Shined at Evansville Reitz, leading his squad to a 22-5 record.
- Poured in 20.8 points per game and grabbed 6.5 rebounds per outing as a senior.
- Posted 10.5 points, 5.4 rebounds and 4.5 assists per game as a junior while leading Reitz to a 29-2 mark and a runner-up finish in the Indiana Class 4A State Tournament.

PERSONAL:

- Son of Kendra Giles and Leonard Smith.
- Has two brothers, Jaxon and Daveon.
- Born Dec. 30, 1997, in Evansville, Ind.
- Majoring in Finance.

DRU SMITH - 2018-19 GAME-BY-GAME

2018-19 SEASON

Opponent	Min	FG-A	3FG-A	FT-A	Reb	PF	A	TO	BLK	STL	Pts
vs Cent. Arkansas (11/06)		DNP									
at Iowa State (11/09)		DNP									
vs Kenn. State (11/16)		DNP									
vs Oregon State (11/18)		DNP									
vs Kansas State (11/19)		DNP									
vs Temple (11/27)		DNP									
vs UCF (12/02)		DNP									
vs UT Arlington (12/04)		DNP									
vs Oral Roberts (12/07)		DNP									
vs Xavier (12/18)		DNP									
vs Illinois (12/22)		DNP									
vs More. State (12/29)		DNP									
vs Tennessee (01/08)		DNP									
at S. Carolina (01/13)		DNP									
vs Alabama (01/16)		DNP									
at Texas A&M (01/19)		DNP									
at Arkansas (01/23)		DNP									
vs LSU (01/26)		DNP									
at Auburn (01/30)		DNP									
vs Vanderbilt (02/02)		DNP									
at Tennessee (02/05)		DNP									
vs Texas A&M (02/09)		DNP									
vs Arkansas (02/12)		DNP									
at Mississippi (02/16)		DNP									
vs Kentucky (02/19)		DNP									
at Florida (02/23)		DNP									
at Miss. State (02/26)		DNP									
vs S. Carolina (03/02)		DNP									
at Georgia (03/06)		DNP									
vs Mississippi (03/09)		DNP									

PRODUCTIVITY & STREAKS

ACHIEVEMENT	16-17	17-18	CAREER
Scored 10+ points	4	17	21
Scored 15+ points	1	8	9
Scored 20+ points	1	4	5
Hit 2+ 3-pointers	4	8	12
Grabbed 5+ reb.	2	6	8
Dished 3+ assists	11	17	28
Dished 5+ assists	6	9	15
Multiple steals	6	10	16
Played 20+ minutes	19	22	41
Played 30+ minutes	5	10	15

CAREER STREAK	GAMES	FROM WHEN TO...
Scored 10+ points	8	12-5-17 to 1-17-18
Hit 1+ 3-pointer	6	1-6-18 to 1-24-18
Grabbed 4+ rebounds	3	11-29-17 to 12-5-17
Played 20+ minutes	23	3-3-17 to 3-1-18
Played 30+ minutes	3	12-5-17 to 12-30-17

#13 MARK SMITH

HT 6-4 **WT** 220 **CL** Sophomore **POS** Guard **MAJOR** Undecided **HOMETOWN** Edwardsville, Ill. **HIGH SCHOOL** Edwardsville HS **PREV. SCHOOL** Illinois



GAME HIGHS	POINTS	2018-19 _____ 22, twice	3-PT FIELD GOALS MADE	2018-19 _____ 6, at Arkansas, 1-23-19	REBOUNDS	2018-19 _____ 10, vs. Central Arkansas, 11-6-18
		Career _____ Same		Career _____ Same		Career _____ Same
	MINUTES	2018-19 _____ 40, vs. UCF, 12-2-18	3-PT FIELD GOALS ATTEMPTED	2018-19 _____ 11, at Arkansas, 1-23-19	ASSISTS	2018-19 _____ 4, twice
		Career _____ Same		Career _____ Same		Career _____ 4, three times
	FIELD GOALS MADE	2018-19 _____ 8, at Arkansas, 1-23-19	FREE THROWS MADE	2018-19 _____ 4, vs. Morehead State, 12-29-18	BLOCKS	2018-19 _____ 1 vs. Illinois, 12-22-18
		Career _____ same		Career _____ 12, vs. DePaul, 11-17-17		Career _____ 2, vs. New Mexico State, 12-16-17
	FIELD GOALS ATTEMPTED	2018-19 _____ 14, twice	FREE THROWS ATTEMPTED	2018-19 _____ 6, vs. Kansas State, 11-19-18	STEALS	2018-19 _____ 2, vs. Morehead State, 12-29-18
		Career _____ 14, three times		Career _____ 12, vs. DePaul, 11-17-17		Career _____ 2, four times

SEASON	G-GS	MIN	MPG	FG-A	FG%	3FG-A	3FG%	FT-A	FT%	O D	REB /AVG	PF	FO	AST /TO	BS /S	TP	AVG.
2017-18	31-18	591	19.1	60-178	.337	16-69	.232	43-54	.796	18 24	42 / 1.4	77	1	42 / 39	2 / 18	179	5.8
2018-19	17-17	504	29.6	71-154	.461	48-101	.475	24-31	.774	12 81	93 / 5.5	42	1	28 / 23	1 / 12	214	12.6
TOTAL	48-35	1095	22.8	131-332	.395	64-170	.376	67-85	.788	30 105	135 / 2.8	119	2	70 / 62	3 / 30	393	8.2

2018-19 (SOPHOMORE):

- Averaging 15.3 PPG over the last six outings, scoring in double digits five times, with a pair of 22-point games.
- Matched his career-high with 22 points and hit a career-high six threes at Arkansas (Jan. 23).
- Drained four treys and scored 13 points vs. Alabama (Jan. 16).
- Scored a career-high 22 points vs. Morehead State (Dec. 29), draining 7-of-14 field goals, including four triples.
- Drained three treys and scored 13 points vs. Xavier (Dec. 18).
- Notched 19 points vs. Temple (Nov. 27), sinking a career-best seven field goals while snatching six rebounds.
- Scored 19 points (draining a career-best five triples) and grabbed a career-high 10 rebounds vs. Central Arkansas (Nov. 6) to become the first Tiger newcomer with a double-double in his Mizzou debut since Linas Kleiza in 2003.
- Led Mizzou with 15 points at Iowa State (Nov. 9).

2017-18 (FRESHMAN, ILLINOIS):

- Made 19 starts in 31 game appearances.
- Averaged 5.8 points and 1.4 assists as a freshman, scoring in double figures six times.
- Converted 79.6 percent of his free throws, making 43-of-54 attempts at the charity stripe.
- Scored a career-high 21 points vs. DePaul.

EDWARDSVILLE HIGH SCHOOL:

- Averaged 21.9 points, 8.2 rebounds, 8.4 assists and 2.1 steals as a senior.
- Captained Edwardsville High School to a 30-2 record in 2016-17, reaching double figures 30 times.
- Racked up eight 30-point games, garnering first-team all-state recognition from the Associated Press, Chicago Tribune, Champaign News-Gazette and the Illinois Basketball Coaches Association.
- 2017 Champaign News-Gazette Player of the Year and Belleville News-Democrat Player of the Year.
- 2017 Illinois Mr. Basketball and Illinois Gatorade Player of the Year.
- Scored a career-best 45 points in the IHSA Class 4A Sectional Championship game to help Edwardsville earn a sectional title.
- Consensus four-star recruit, tabbed No. 55 by Rivals in Class of 2017.

PERSONAL:

- Son of Antony and Yvonne Smith, who played collegiately at SIU-Carbondale and SIU-Edwardsville, respectively.
- Born Aug. 16, 1999, in Decatur, Ill.
- Mother scored more than 1,100 points in college.

MARK SMITH - 2018-19 GAME-BY-GAME

2018-19 SEASON

Opponent	Min	FG-A	3FG-A	FT-A	Reb	PF	A	TO	BLK	STL	Pts
vs Cent. Arkansas (11/06)*	26	6-9	5-8	2-2	10	2	1	1	0	1	19
at Iowa State (11/09)*	34	5-12	3-8	2-3	7	3	0	0	0	1	15
vs Kenn. State (11/16)*	32	3-9	1-4	0-0	6	1	2	1	0	1	7
vs Oregon State (11/18)*	20	2-4	2-2	0-0	3	5	4	1	0	0	6
vs Kansas State (11/19)*	23	3-7	2-4	3-6	4	3	4	0	0	1	11
vs Temple (11/27)*	35	7-10	3-5	2-2	6	2	2	1	0	0	19
vs UCF (12/02)*	40	2-8	2-7	2-4	3	3	1	3	0	0	8
vs UT Arlington (12/04)*	18	2-4	1-2	0-0	2	3	1	3	0	1	5
vs Oral Roberts (12/07)*	25	4-8	3-6	3-4	5	1	0	1	0	0	14
vs Xavier (12/18)*	31	5-12	3-7	0-0	6	3	1	1	0	1	13
vs Illinois (12/22)*	35	2-8	1-3	0-0	6	3	1	1	1	1	5
vs More. State (12/29)*	35	7-14	4-9	4-4	7	1	2	2	0	2	22
vs Tennessee (01/08)*	25	3-8	2-3	0-0	5	3	2	1	0	0	8
at S. Carolina (01/13)*	32	3-7	3-6	5-5	4	3	2	3	0	1	14
vs Alabama (01/16)*	32	4-11	4-9	1-1	8	1	3	1	0	0	13
at Texas A&M (01/19)*	24	5-9	3-7	0-0	4	3	2	2	0	1	13
at Arkansas (01/23)*	37	8-14	6-11	0-0	7	2	0	2	0	1	22
vs LSU (01/26)											DNP - Injury
at Auburn (01/30)											
vs Vanderbilt (02/02)											
at Tennessee (02/05)											
vs Texas A&M (02/09)											
vs Arkansas (02/12)											
at Mississippi (02/16)											
vs Kentucky (02/19)											
at Florida (02/23)											
at Miss. State (02/26)											
vs S. Carolina (03/02)											
at Georgia (03/06)											
vs Mississippi (03/09)											

PRODUCTIVITY & STREAKS

ACHIEVEMENT	17-18	18-19	CAREER
Scored 10+ points	6	11	17
Scored 15+ points	2	5	7
Scored 20+ points	1	2	3
Hit 2+ 3-pointers	4	14	18
Grabbed 3+ reb.	4	16	20
Grabbed 5+ reb.	-	11	11
Dished 3+ assists	2	3	5
Dished 5+ assists	-	-	-
Multiple steals	3	1	4
Played 20+ minutes	16	15	31
Played 30+ minutes	1	10	11

CAREER STREAK	GAMES	FROM WHEN TO...
Scored 10+ points	4	1-13-19 to present
Hit 1+ 3-pointer	17	11-6-18 to present
Grabbed 4+ rebounds	9	12-7-18 to present
Played 20+ minutes	9	12-7-18 to present
Played 30+ minutes	3	12-18-18 to 12-19-18

#14 REED NIKKO

HT 6-10 **WT** 250 **CL** Junior **POS** Forward **MAJOR** Fisheries & Wildlife **HOMETOWN** Maple Grove, Minn. **HIGH SCHOOL** Maple Grove HS



GAME HIGHS	POINTS	2018-19 6, Three times	3-PT FIELD GOALS MADE	2018-19 N/A	REBOUNDS	2018-19 6, vs. Oregon State, 11-18-18
		Career 12, North Florida, 12-16-17		Career N/A		Career 9, Twice
	MINUTES	2018-19 23, vs. Oregon State, 11-18-18	3-PT FIELD GOALS ATTEMPTED	2018-19 N/A	ASSISTS	2018-19 1, Five times
		Career 23, Twice		Career N/A		Career 1, 19 Times
	FIELD GOALS MADE	2018-19 3, Three times	FREE THROWS MADE	2018-19 2, Three times	BLOCKS	2018-19 2, Twice
		Career 6, North Florida, 12-16-17		Career 6, Wagner, 11-13-17		Career 3, Twice
	FIELD GOALS ATTEMPTED	2018-19 6, vs. Oregon State, 11-18-18	FREE THROWS ATTEMPTED	2018-19 4, vs. UT Arlington, 12-4-18	STEALS	2018-19 1, Four times
		Career 8, North Florida, 12-16-17		Career 7, Wagner, 11-13-17		Career 2, at Auburn, 3-4-17

SEASON	G-GS	MIN	MPG	FG-A	FG%	3FG-A	3FG%	FT-A	FT%	O	D	REB /AVG	PF	FO	AST /TO	BS /S	TP	AVG.
2016-17	28-0	294	10.5	28-55	.509	0-0	.000	13-25	.520	24	39	63 / 2.3	48	1	10 / 12	19 / 8	69	2.5
2017-18	33-0	268	8.1	28-51	.549	0-0	.000	21-40	.525	22	45	67 / 2.0	36	0	6 / 16	22 / 5	77	2.3
2018-19	18-0	179	9.9	18-28	.643	0-0	.000	6-12	.500	13	18	31 / 1.7	30	0	5 / 15	7 / 5	42	2.3
TOTAL	79-0	741	9.4	74-134	.552	0-0	.000	40-77	.519	59	102	161 / 2.0	115	1	21 / 43	48 / 18	188	2.4

HONORS:

- 2016-17 First-Year SEC Academic Honor Roll.

2018-19 (JUNIOR):

- Has made eight of his last 11 field goal attempts (72.7%).
- Posted four points, three rebounds and two blocks vs. LSU.
- Grabbed five boards and threw down a monster tip dunk at Texas A&M (Jan. 19).
- Totaled 41 minutes, 12 points and eight rebounds over two efficient games against Oregon State (Nov. 18) and Kansas State (Nov. 19).

2017-18 (SOPHOMORE):

- Saw action in all 33 games for the Tigers as a sophomore, contributing 2.3 points and 2.0 rebounds per game.
- Recorded a career-high 12 points in Mizzou Arena victory over North Florida (Dec. 16); one of five games in which he totaled five-plus points.
- His 12-point effort against North Florida (Dec. 16) came in just 13 minutes of action.
- Ranked third on the team in blocks with 22.
- Swatted two shots for the second time in SEC play with his two rejections vs. Ole Miss (Feb. 20).
- Multiple blocks for third time on season with his two vs. No. 19 Auburn (Jan. 24).

2016-17 (FRESHMAN):

- Posted averages of 2.5 points and 2.3 rebounds per game in 28 appearances in his rookie collegiate campaign.
- Blocked 19 shots, a total that ranked tied for sixth all-time on Mizzou's freshman single-season chart.
- Complete effort on the road at Ole Miss (Feb. 25), recording eight points and a season-high nine rebounds.
- Posted five rebounds and two blocks against Eastern Illinois after missing four games due to injury.

MAPLE GROVE HIGH SCHOOL:

- Traditional big man for head coach Nick Schroeder at Maple Grove (Minn.) High School, posting marks of 10.7 points, 6.8 rebounds and 3.1 blocks per game as a senior in 2015-16.
- Blocked 80 shots as a senior, a total that ranked as the seventh-highest mark in Minnesota that season.
- Underwent surgery to correct hip impingement following his last campaign at Maple Grove, with the procedure aiming to increase his mobility and flexibility.

PERSONAL:

- Son of Kris Nikko and was born on Aug. 31, 1998.
- Outside of basketball and studies, enjoys fishing.

REED NIKKO - 2018-19 GAME-BY-GAME

2018-19 SEASON

Opponent	Min	FG-A	3FG-A	FT-A	Reb	PF	A	TO	BLK	STL	Pts
vs Cent. Arkansas (11/06)	5	3-3	0-0	0-1	0	0	0	0	0	0	6
at Iowa State (11/09)	6	0-0	0-0	0-0	1	2	0	2	0	0	0
vs Kenn. State (11/16)	4	1-1	0-0	0-0	0	2	0	1	0	1	2
vs Oregon State (11/18)	23	3-6	0-0	0-1	6	2	0	1	2	0	6
vs Kansas State (11/19)	18	3-4	0-0	0-0	2	1	1	0	0	0	6
vs Temple (11/27)	5	0-1	0-0	0-0	0	0	0	0	0	0	0
vs UCF (12/02)	12	0-1	0-0	0-0	1	1	0	2	0	0	0
vs UT Arlington (12/04)	13	0-1	0-0	2-4	3	1	0	0	0	1	2
vs Oral Roberts (12/07)	9	1-1	0-0	0-0	1	4	0	1	1	0	2
vs Xavier (12/18)	6	1-1	0-0	0-0	0	2	0	0	0	0	2
vs Illinois (12/22)	9	1-1	0-0	0-0	2	2	1	1	0	1	2
vs More. State (12/29)	7	0-0	0-0	0-0	1	2	0	1	0	0	0
vs Tennessee (01/08)	15	1-1	0-0	0-1	0	2	0	3	1	1	2
at S. Carolina (01/13)	14	1-2	0-0	2-3	4	3	0	2	0	0	4
vs Alabama (01/16)	7	1-1	0-0	0-0	2	0	0	0	0	0	2
at Texas A&M (01/19)	13	1-3	0-0	0-0	5	1	1	0	1	0	2
at Arkansas (01/23)	4	0-0	0-0	0-0	0	4	1	0	1	0	0
vs LSU (01/26)	10	1-1	0-0	2-2	3	1	1	1	2	0	4
at Auburn (01/30)											
vs Vanderbilt (02/02)											
at Tennessee (02/05)											
vs Texas A&M (02/09)											
vs Arkansas (02/12)											
at Mississippi (02/16)											
vs Kentucky (02/19)											
at Florida (02/23)											
at Miss. State (02/26)											
vs S. Carolina (03/02)											
at Georgia (03/06)											
vs Mississippi (03/09)											

PRODUCTIVITY & STREAKS

ACHIEVEMENT	16-17	17-18	18-19	CAREER
Double-double	0	0		0
Scored 5+ points	6	5	3	14
Scored 10+ points	1	1		2
Grabbed 5+ reb.	5	5	2	12
Multiple blocks	5	4	2	11
Played 20+ minutes	1	1	1	3

CAREER STREAK	GAMES	FROM WHEN TO...
Recorded 1+ block	6	1-24-18 to 2-17-18

#15 JORDAN GEIST

HT 6-2 **WT** 180 **CL** Senior **POS** Guard **MAJOR** Agri. Ed. Leadership **HOMETOWN** Fort Wayne, Ind. **HIGH SCHOOL** Homestead HS **PREV. SCHOOL** Ranger College (Texas)



GAME HIGHS	POINTS	2018-19 25, vs. LSU, 1-26-19 Career 28, Green Bay, 12-9-17	3-PT FIELD GOALS MADE	2018-19 5, vs. UCF, 12-2-18 Career 5, Twice	REBOUNDS	2018-19 11, vs. LSU, 1-26-19 Career Same
	MINUTES	2018-19 40, Twice Career Same	3-PT FIELD GOALS ATTEMPTED	2018-19 8, Three times Career Same	ASSISTS	2018-19 7, vs. Illinois, 12-22-18 Career 7, Twice
	FIELD GOALS MADE	2018-19 7, Three times Career 11, Green Bay, 12-9-17	FREE THROWS MADE	2018-19 12, vs. Oregon State, 11-18-18 Career Same	BLOCKS	2018-19 N/A Career Same
	FIELD GOALS ATTEMPTED	2018-19 15, Twice Career Same	FREE THROWS ATTEMPTED	2018-19 15, vs. Oregon State, 11-18-18 Career Same	STEALS	2018-19 3, Three times Career 3, Six times

SEASON	G-GS	MIN	MPG	FG-A	FG%	3FG-A	3FG%	FT-A	FT%	O	D	REB / AVG	PF	FO	AST / TO	BS / S	TP	AVG.
2016-17	32-14	707	22.1	66-182	.363	22-77	.286	71-94	.755	10	85	95 / 3.0	53	1	63 / 38	0 / 22	225	7.0
2017-18	33-11	860	26.1	73-167	.437	33-90	.367	63-90	.700	19	108	127 / 3.8	62	2	95 / 56	0 / 27	242	7.3
2018-19	18-18	585	32.5	78-185	.422	36-100	.360	59-77	.766	15	68	83 / 4.6	32	1	57 / 40	0 / 21	251	13.9
TOTAL	83-43	2152	25.9	217-534	.406	91-267	.341	193-261	.739	44	261	305 / 3.7	147	4	215 / 134	0 / 70	718	8.7

2018-19 (SENIOR):

- Reached double figures in 12 of the last 15 games (15.5 PPG).
- Totaled a season-high 25 points and grabbed a career-best 11 boards in an overtime loss to LSU (Jan. 26).
- Posted 17 points, five assists and five rebounds in a dominant 35-minute outing at Texas A&M (Jan. 19).
- Reached the 20-point threshold for the fourth time this season and in his second straight game vs. Morehead St. (Dec. 29) after 20 points and seven assists vs. Illinois (Dec. 22).
- Grabbed a season-best seven rebounds & notched 13 points and three steals vs. Xavier (Dec. 18).
- Drained a buzzer-beating 3-pointer to send the game to overtime and finished with 18 points vs. UCF (Dec. 2).
- Earned Paradise Jam All-Tournament Team honors after averaging a team-best 17.7 points per game over three games.
- Scored 24 points vs. Kansas State (Nov. 19) and 21 vs. Oregon State (Nov. 18) (his second & third career 20-point games), pouring in 20+ points in back-to-back games for the first time in his career.

2017-18 (JUNIOR):

- Dished out a team-high 95 assists as a junior, while averaging 7.3 points and 3.8 rebounds in 33 appearances with 11 starts.
- Ranked ninth in the SEC for league games only in assist/turnover ratio - 1.9.
- Had 23 multi-assist games with a high of six in road wins at South Carolina (Jan. 3) and Ole Miss (Feb. 6).
- Career-high 28 points (11-of-14 FGs) vs. Green Bay (Dec. 9). First Tiger to score 28 points in 23 minutes or less since the 1982-83 season.

2016-17 (SOPHOMORE):

- Averaged 7.0 points, 3.0 rebounds and 2.0 assists per game.
- Played superb basketball down the stretch of the season, averaging 8.8 points, 4.4 rebounds and 3.8 assists over the final five games of 2016-17.

AT RANGER COLLEGE:

- Averaged 15.1 points, 3.5 rebounds and 2.8 assists per game as a freshman during the 2015-16 season, helping head coach Billy Gillispie's squad to a stout 35-3 record.
- Earned second Ttam NJCAA All-America recognition.

HOMESTEAD HIGH SCHOOL:

- Helped Homestead High School (Fort Wayne, Ind.) to an Indiana Class 4A State Championship as a senior in 2014-15.
- Point guard for head coach Chris Johnson, averaging 16.8 points and 3.6 assists per game in his final high school season.

PERSONAL:

- Son of Scott Geist and Jennifer Perham, with her husband, Glenn Perham.
- Born on Jan. 10, 1997, in Elkhart, Ind.

JORDAN GEIST - 2018-19 GAME-BY-GAME

2018-19 SEASON

Opponent	Min	FG-A	3FG-A	FT-A	Reb	PF	A	TO	BLK	STL	Pts
vs Cent. Arkansas (11/06)*	30	2-10	0-6	1-2	5	3	3	2	0	1	5
at Iowa State (11/09)*	29	2-5	2-4	0-0	1	5	5	3	0	0	6
vs Kenn. State (11/16)*	32	1-7	0-3	6-6	5	0	2	3	0	1	8
vs. Oregon State (11/18)*	31	4-10	1-4	12-15	3	1	1	0	0	1	21
vs. Kansas State (11/19)*	31	7-15	3-4	7-10	4	0	2	4	0	1	24
vs Temple (11/27)*	26	4-10	3-5	0-0	6	3	3	4	0	1	11
vs UCF (12/02)*	40	6-12	5-8	1-2	5	2	1	0	0	3	18
vs UT Arlington (12/04)*	29	4-10	1-7	0-0	2	0	3	1	0	1	9
vs Oral Roberts (12/07)*	27	4-8	1-4	3-3	5	0	2	2	0	1	12
vs Xavier (12/18)*	32	4-11	1-4	4-7	7	2	2	1	0	3	13
vs Illinois (12/22)*	36	6-15	4-8	4-4	6	3	7	2	0	1	20
vs More. State (12/29)*	35	7-12	4-8	2-2	5	2	2	0	0	3	20
vs Tennessee (01/08)*	29	3-10	2-8	4-4	4	0	5	1	0	1	12
at S. Carolina (01/13)*	35	5-12	1-6	3-6	1	2	5	4	0	0	14
vs Alabama (01/16)*	33	4-11	0-5	1-2	2	2	3	1	0	0	9
at Texas A&M (01/19)*	35	6-7	4-5	1-1	5	2	5	3	0	1	17
at Arkansas (01/23)*	35	2-6	1-4	2-3	6	1	4	5	0	0	7
vs LSU (01/26)*	40	7-14	3-7	8-10	11	4	2	4	0	3	25
at Auburn (01/30)											
vs Vanderbilt (02/02)											
at Tennessee (02/05)											
vs Texas A&M (02/09)											
vs Arkansas (02/12)											
at Mississippi (02/16)											
vs Kentucky (02/19)											
at Florida (02/23)											
at Miss. State (02/26)											
vs S. Carolina (03/02)											
at Georgia (03/06)											

PRODUCTIVITY & STREAKS

ACHIEVEMENT	16-17	17-18	18-19	CAREER	CAREER STREAK	GAMES	FROM WHEN TO...
Scored 10+ points	9	10	12	31	Scored 10+ points	5	12-7-18 to 1-13-19
Scored 15+ points	2	4	7	13	Hit 1+ 3-pointer	10	11-18-18 to 1-13-19
Scored 20+ points	0	1	5	6	Grabbed 4+ rebounds	5	12-7-18 to 1-13-19
Hit 2+ 3-pointers	4	8	9	21	Played 20+ minutes	35	1-3-19 to pres.
Grabbed 3+ reb.	17	24	12	53	Played 30+ minutes	5	2-6-18 to 2-20-18
Grabbed 5+ reb.	6	10	11	27			
Dished 3+ assists	10	20	10	40			
Dished 5+ assists	4	4	5	13			
Multiple steals	4	5	4	13			
Played 20+ minutes	21	26	18	65			
Played 30+ minutes	5	13	13	31			

#23 JEREMIAH TILMON

HT 6-10 **WT** 252 **CL** Sophomore **POS** Forward **MAJOR** Undecided **HOMETOWN** East St. Louis, Ill. **HIGH SCHOOL** East St. Louis HS



GAME HIGHS	POINTS		3-PT FIELD GOALS MADE		REBOUNDS	
	2018-19	23, vs. Xavier, 12-18-18	2018-19	N/A	2018-19	12, Twice
	Career	Same	Career	Same	Career	12, Three times
MINUTES	2018-19	35, vs. LSU, 1-26-19	2018-19	N/A	2018-19	2, Three times
	Career	Same	Career	Same	Career	2, Four times
FIELD GOALS MADE	2018-19	10, vs. Xavier, 12-18-18	2018-19	6, Twice	2018-19	2, Three times
	Career	Same	Career	7, Arkansas, 3-3-18	Career	3, Twice
FIELD GOALS ATTEMPTED	2018-19	15, vs. Xavier, 12-18-18	2018-19	8 vs. Temple, 11-27-18	2018-19	2, Three times
	Career	Same	Career	9, Twice	Career	Same

SEASON	G-GS	MIN	MPG	FG-A	FG%	3FG-A	3FG%	FT-A	FT%	O	D	REB /AVG	PF	FO	AST /TO	BS /S	TP	AVG.
2017-18	33-33	639	19.4	115-204	.564	0-0	.000	40-76	.526	64	74	138 / 4.2	121	10	15 / 69	33 / 8	270	8.2
2018-19	18-18	428	23.8	73-130	.562	0-0	.000	37-53	.698	37	68	105 / 5.8	64	7	13 / 49	12 / 9	183	10.2
TOTAL	51-51	1067	20.9	188-334	.563	0-0	.000	77-129	.597	101	142	243 / 4.8	185	17	28 / 118	45 / 17	453	8.9

2018-19 (SOPHOMORE):

- Mizzou is 8-2 when he reaches double figures this season.
- Totaled 15 points, a season-high in conference play, and grabbed six rebounds while playing a career-high 35 minutes in a loss vs. LSU (Jan. 26).
- Contributed 14 points & six rebounds at Texas A&M (Jan. 19).
- Named SEC Player of the Week on Dec. 24 after scoring a career-high 23 points and securing 10 boards vs. Xavier (Dec. 18) and following with 16 points and 12 rebounds vs. Illinois (Dec. 22).
- Scored the game-winning basket and finished with 10 points in an overtime thriller over UCF (Dec. 2).
- Secured his first double-double of the season and third of his career with 14 points and 10 rebounds vs. Temple (Nov. 27).
- Notched 16 points, the second-highest scoring output of his career, and added two blocks vs. Central Arkansas (Nov. 6).

2017-18 (FRESHMAN):

- Joined All-SEC senior guard Kassius Robertson as only Tigers to start all 33 games in 2017-18.
- Averaged 8.2 points and 4.2 rebounds while shooting team-high 56.4 percent from the field.
- Tallied season-best 18 points in the win vs. Arkansas (March 3) with eight rebounds and a block.
- Registered second double-double with 12 points and a career-high 12 rebounds vs. Ole Miss (Feb. 20).
- Then-SEC high 14 points in the win vs. No. 21 Texas A&M (Feb. 13), aided by six-for-nine effort from the charity stripe.
- Sank 12-straight field goal attempts between Mizzou's trip to Mississippi State (Jan. 27) and the Kentucky (Feb. 3) victory.
- Dominant in win at Alabama, scoring 12 points, on six-of-six shooting from the floor, in just 14 minutes of work.
- His 33 rejections on season ranked second on squad and were the fourth-most ever for a Mizzou freshman.
- Mizzou was 11-1 on the season when he registered a double-digit scoring game.

EAST ST. LOUIS HIGH SCHOOL:

- Considered a Top 50 recruit nationally by *ESPN*, *Rivals.com*, *Scout.com* and *247Sports*.
- Averaged 15.3 points, 11.0 rebounds and 4.0 blocks per game for East St. Louis High School as a senior in 2016-17.
- Earned first-team all-state recognition from the Illinois Basketball Coaches Association and Associated Press following his final high school campaign.
- Played one season at The La Lumiere School (La Porte, Ind.), and averaged 13.2 points and 8.2 rebounds as a junior in 2015-16.
- Helped lead the Lakers to the championship game of the DICK'S Sporting Goods High School Nationals.

PERSONAL:

- Son of April Lewis and Jeremiah Tilmon, Sr.
- Born Nov. 25, 1998.

JEREMIAH TILMON - 2018-19 GAME-BY-GAME

2018-19 SEASON

Opponent	Min	FG-A	3FG-A	FT-A	Reb	PF	A	TO	BLK	STL	Pts
vs Cent. Arkansas (11/06)*	26	8-14	0-0	0-1	5	4	2	2	2	2	16
at Iowa State (11/09)*	24	1-4	0-0	3-4	7	2	2	5	1	0	5
vs Kenn. State (11/16)*	34	6-14	0-0	0-0	9	1	1	2	2	2	12
vs. Oregon State (11/18)*	13	3-4	0-0	0-0	2	5	0	3	1	1	6
vs. Kansas State (11/19)*	24	1-2	0-0	0-0	4	5	1	4	0	1	2
vs Temple (11/27)*	30	4-8	0-0	6-8	10	3	0	1	0	0	14
vs UCF (12/02)*	29	4-6	0-0	2-2	1	2	1	1	0	0	10
vs UT Arlington (12/04)*	21	2-4	0-0	6-6	12	5	1	4	1	0	10
vs Oral Roberts (12/07)*	16	5-8	0-0	2-6	6	4	1	2	0	0	12
vs Xavier (12/18)*	33	10-15	0-0	3-4	10	3	1	2	1	2	23
vs Illinois (12/22)*	28	7-11	0-0	2-3	12	3	0	3	2	0	16
vs More. State (12/29)*	12	2-4	0-0	0-0	2	5	0	4	1	0	4
vs Tennessee (01/08)*	9	1-4	0-0	1-2	1	5	1	3	1	0	3
at S. Carolina (01/13)*	13	2-5	0-0	0-0	0	5	0	2	0	0	4
vs Alabama (01/16)*	27	3-6	0-0	2-4	7	2	0	3	0	0	8
at Texas A&M (01/19)*	27	5-8	0-0	4-4	6	1	0	3	0	1	14
at Arkansas (01/23)*	27	4-5	0-0	1-3	5	5	2	4	0	0	9
vs LSU (01/26)*	35	5-8	0-0	5-6	6	4	0	1	0	0	15
at Auburn (01/30)											
vs Vanderbilt (02/02)											
at Tennessee (02/05)											
vs Texas A&M (02/09)											
vs Arkansas (02/12)											
at Mississippi (02/16)											
vs Kentucky (02/19)											
at Florida (02/23)											
at Miss. State (02/26)											
vs S. Carolina (03/02)											
at Georgia (03/06)											
vs Mississippi (03/09)											

PRODUCTIVITY & STREAKS

ACHIEVEMENT	17-18	18-19	CAREER
Double-double	2	4	6
Scored 10+ points	12	10	22
Scored 15+ points	1	4	5
Hit 5+ FGs	11	7	18
Attempted 5+ FGs	23	11	34
Grabbed 5+ reb.	15	12	27
Grabbed 10+reb.	2	4	6
Multiple blocks	9	3	12
Played 20+ minutes	18	13	31
Played 30+ minutes	1	4	5

CAREER STREAK	GAMES	FROM WHEN TO...
Scored 10+ points	6	11-27-18 to 12-22-18
Grabbed 5+ rebounds	4	12-4-18 to 12-22-18
Multiple blocks	4	12-16-17 to 1-3-18
Played 20+ minutes	4	11-26-17 to 12-9-17

#24 KEVIN PURYEAR

HT 6-7 **WT** 238 **CL** Senior **POS** Forward **MAJOR** Sport Management **HOMETOWN** Blue Springs, Mo. **HIGH SCHOOL** Blue Springs South HS



POINTS	2018-19	17, Twice	3-PT FIELD GOALS MADE	2018-19	2, three times	REBOUNDS	2018-19	10, Twice			
	Career	30, vs. Auburn, 3-8-17		Career	5, vs. Auburn, 3-8-17		Career	11, Auburn, 1-9-16			
	MINUTES	2018-19		35, vs. Oregon State, 11-18-18	3-PT FIELD GOALS ATTEMPTED		2018-19	5, at Arkansas, 1-23-19	ASSISTS	2018-19	4, vs. Illinois, 12-22-18
		Career		40, vs. Xavier, 11-17-16			Career	9, vs. Auburn, 3-8-17		Career	4, Twice
	FIELD GOALS MADE	2018-19		6, Twice	FREE THROWS MADE		2018-19	6, vs. Oregon State, 11-18-18	BLOCKS	2018-19	1, vs. Temple, 11-27-18
		Career		11, Ole Miss, 1-21-17			Career	11, vs. Xavier, 11-17-16		Career	2, Twice
FIELD GOALS ATTEMPTED	2018-19	12, Twice	FREE THROWS ATTEMPTED	2018-19	6, Twice	STEALS	2018-19	1, six times			
	Career	19, vs. Auburn, 3-8-17		Career	12, Twice		Career	3, Iowa State, 11-10-17			

SEASON	G-GS	MIN	MPG	FG-A	FG%	3FG-A	3FG%	FT-A	FT%	O	D	REB / AVG	PF	FO	AST / TO	BS / S	TP	AVG.
2015-16	31-31	767	24.7	120-258	.465	13-41	.317	102-122	.836	40	104	144 / 4.6	52	1	13 / 49	4 / 12	355	11.5
2016-17	32-32	946	29.6	132-323	.409	20-62	.323	92-125	.736	58	133	191 / 6.0	77	1	30 / 56	10 / 12	376	11.8
2017-18	33-26	835	25.3	93-211	.441	13-51	.255	84-102	.824	51	90	141 / 4.3	72	3	27 / 48	8 / 10	283	8.6
2018-19	18-18	472	26.2	52-130	.400	15-41	.366	29-41	.707	29	65	94 / 5.2	40	0	23 / 26	1 / 6	148	8.2
TOTAL	114-107	3020	26.5	397-922	.431	61-195	.313	307-390	.787	178	392	570 / 5.0	242	5	93 / 179	23 / 40	1162	10.2

- HONORS:**
- 2016 SEC All-Freshman Team

- 2018-19 (SENIOR):**
- Averaging 7.0 rebounds the last three games.
 - Snagged a season-high 10 boards and scored eight points at Texas A&M (Jan. 19).
 - Reached double figures for the sixth time this season with 12 points vs. Morehead State (Dec. 29).
 - Scored 16 points and hit a season-high two triples vs. Temple (Nov. 27).
 - Registered fourth career double-digit rebound game with 10 rebounds vs. Central Arkansas (Nov. 6).
 - Scored 10 points at Iowa State to secure 54th career game in double digits.
 - Notched season-high 17 points in back-to-back games vs. Kennesaw St. (Nov. 16) & Oregon St. (Nov. 18), averaging 13.0 PPG & 5.0 RPG at the Paradise Jam.

- 2017-18 (JUNIOR):**
- Drew starts in 26 of 33 appearances as a junior, averaging 8.6 points and 4.3 rebounds per game.
 - Reached career 1,000-point milestone, the 46th Tiger in program history to do so, at Vanderbilt (Feb. 27), scoring six points.
 - Ranked eighth in the SEC in free throw shooting at a team-high 82.4 percent. In league-games only, he connected on 83.6 percent of his free throws.
 - Scored 13 points and hit the game-winning three-pointer in Mizzou's 89-85 overtime victory over Mississippi State (Feb. 10).
 - Came off the bench to notch third career double-double in win vs. No. 21 Tennessee (Jan. 17) with 12 points and 10 rebounds.

- 2016-17 (SOPHOMORE):**
- Career-high 30 points and the game-winning, buzzer-beating three-pointer in overtime to defeat Auburn (March 8) in the opening round of the SEC Tournament in Nashville.
 - Averaged 11.8 points and 6.0 rebounds per game, a team-best mark in boards for the overall season and SEC play (5.7).

- 2015-16 (FRESHMAN):**
- Posted the sixth-best scoring campaign for a Mizzou freshman in program history with 355 points (11.5 points per game).
 - Most prolific Mizzou freshman scorer since the 1993-94 season when Kelly Thames scored 12.2 points per game.
 - Named to 2016 SEC All-Freshman Team after averaging 11.2 points and 4.7 rebounds per game during Mizzou's SEC schedule.

- BLUE SPRINGS SOUTH HIGH SCHOOL:**
- Averaged 20.1 points and 7.8 rebounds per game while shooting 53.4 percent from the floor as a senior.
 - Led South to its first Missouri Class 5 State Championship in school history at Mizzou Arena as a senior.
 - Was a 2015 Missouri Class 5 All-State selection.

- PERSONAL:**
- Son of Kevin and Vicki Puryear.
 - Born Nov. 18, 1996, in New Brunswick, N.J.
 - Grew up dreaming of chance to play at Mizzou.

KEVIN PURYEAR - 2018-19 GAME-BY-GAME

2018-19 SEASON

Opponent	Min	FG-A	3FG-A	FT-A	Reb	PF	A	TO	BLK	STL	Pts
vs Cent. Arkansas (11/06)*	27	1-7	0-3	0-1	10	1	2	1	0	0	2
at Iowa State (11/09)*	29	3-5	1-1	3-4	5	3	1	2	0	1	10
vs Kenn. State (11/16)*	29	6-12	1-4	4-6	6	3	0	1	0	1	17
vs Oregon State (11/18)*	35	5-10	1-2	6-6	7	1	1	1	0	1	17
vs Kansas State (11/19)*	26	2-6	1-3	0-0	2	1	1	3	0	0	5
vs Temple (11/27)*	30	6-12	2-4	2-4	6	1	2	1	1	0	16
vs UCF (12/02)*	26	0-6	0-2	0-0	4	1	1	0	0	0	0
vs UT Arlington (12/04)*	20	3-5	1-1	0-0	1	3	1	2	0	1	7
vs Oral Roberts (12/07)*	24	4-8	0-2	4-5	3	1	1	1	0	0	12
vs Xavier (12/18)*	29	1-3	1-2	2-2	5	2	3	3	0	1	5
vs Illinois (12/22)*	30	3-5	2-2	0-2	3	4	4	2	0	0	8
vs More. State (12/29)*	31	3-8	2-4	4-4	8	2	3	1	0	0	12
vs Tennessee (01/08)*	22	4-9	1-2	0-1	5	2	1	2	0	0	9
at S. Carolina (01/13)*	20	3-7	1-1	2-3	4	4	0	2	0	0	9
vs Alabama (01/16)*	18	1-4	0-0	0-0	4	4	1	1	0	0	2
at Texas A&M (01/19)*	25	4-8	0-1	0-0	10	2	0	0	0	0	8
at Arkansas (01/23)*	26	2-8	1-5	2-2	4	1	0	1	0	0	7
vs LSU (01/26)*	25	1-7	0-2	0-1	7	4	1	2	0	1	2
at Auburn (01/30)											
vs Vanderbilt (02/02)											
at Tennessee (02/05)											
vs Texas A&M (02/09)											
vs Arkansas (02/12)											
at Mississippi (02/16)											
vs Kentucky (02/19)											
at Florida (02/23)											
at Miss. State (02/26)											
vs S. Carolina (03/02)											
at Georgia (03/06)											
vs Mississippi (03/09)											

PRODUCTIVITY & STREAKS

ACHIEVEMENT	15-16	16-17	17-18	18-19	CAREER
Double-double	1	1	1		3
Scored 10+ points	21	20	12	6	59
Scored 15+ points	7	9	3	3	22
Scored 20+ points	3	3	1		7
Grabbed 5+ reb.	18	24	15	10	67
Grabbed 10+ reb.	1	1	1	2	5
Hit 2+ 3-pointers	3	3	3	3	12
Multiple blocks	0	2	0		2
Multiple steals	3	1	1		5
Played 20+ minutes	25	31	27	17	100
Played 30+ minutes	6	16	7	4	33
Played 40+ minutes	0	1	0		1

CAREER STREAK	GAMES	FROM WHEN TO...
Scored 10+ points	7	3-4-17 to 11-20-17
Grabbed 5+ rebounds	11	11-26-16 to 1-10-17
Hit 2+ 3-pointers	3	2-4-17 to 2-11-17
Played 30+ minutes	4	12-29-16 to 1-10-17

#33 CULLEN VANLEER

HT 6-4 **WT** 208 **CL** Senior **POS** Guard **MAJOR** Education **HOMETOWN** Pacific, Mo. **HIGH SCHOOL** Pacific HS



GAME HIGHS	POINTS	2017-18 _____ 11, vs. Long Beach State, 11-23-17 Career _____ 16, vs. Auburn, 3-8-17	3-PT FIELD GOALS MADE	2017-18 _____ 3, vs. Long Beach State, 11-23-17 Career _____ 5, vs. Auburn, 3-8-17	REBOUNDS	2017-18 _____ 6, vs. Long Beach State, 11-23-17 Career _____ Same
	MINUTES	2017-18 _____ 27, at Alabama, 1-31-18 Career _____ 37, Twice	3-PT FIELD GOALS ATTEMPTED	2017-18 _____ 7, vs. Long Beach State, 11-23-17 Career _____ 7, 7 times	ASSISTS	2017-18 _____ 3, vs. Long Beach State, 11-23-17 Career _____ 5, Alabama A&M, 11-13-16
	FIELD GOALS MADE	2017-18 _____ 4, Twice Career _____ 5, 3 times	FREE THROWS MADE	2017-18 _____ N/A Career _____ 3, NC Central, 11-28-16	BLOCKS	2017-18 _____ N/A Career _____ 1, 8 times
	FIELD GOALS ATTEMPTED	2017-18 _____ 8, vs. Long Beach State, 11-23-17 Career _____ 10, NC Central, 11-28-16	FREE THROWS ATTEMPTED	2017-18 _____ 4, Emporia State, 11-20-17 Career _____ 4, Twice	STEALS	2017-18 _____ 2, Twice Career _____ 3, Twice

SEASON	G-GS	MIN	MPG	FG-A	FG%	3FG-A	3FG%	FT-A	FT%	O	D	REB / AVG	PF	FO	AST / TO	BS / S	TP	AVG.
2015-16	31-3	534	17.2	45-138	.326	30-110	.273	5-8	.625	7	29	36 / 1.2	37	0	24 / 14	1 / 10	125	4.0
2016-17	32-17	759	23.7	58-160	.363	44-132	.333	20-24	.833	6	51	57 / 1.8	66	1	42 / 26	8 / 23	180	5.6
2017-18	31-13	442	14.3	27-74	.365	19-64	.297	0-7	.000	2	41	43 / 1.4	28	0	30 / 21	0 / 13	73	2.4
TOTAL	94-33	1735	18.5	130-372	.349	93-306	.304	25-39	.641	15	121	136 / 1.4	131	1	96 / 61	9 / 46	378	4.0

Will be sidelined for the 2018-19 campaign with a knee injury

HONORS:

- 2015-16 First-Year SEC Academic Honor Roll
- 2016-17 SEC Winter Academic Honor Roll
- 2017-18 SEC Winter Academic Honor Roll

2017-18 (JUNIOR):

- Sustained a season-ending knee injury in Mizzou's regular-season finale against Arkansas (March 3).
- Started 10 straight games before sustaining the injury, with the Tigers posting a 7-3 mark in those games.
- Appeared in 31 games on the year and drew 13 starts, averaging 2.4 points and 1.4 rebounds per game.
- Netted a conference season-high of 10 points at Mississippi State (Jan. 27), shooting a perfect four-for-four from the field and two-for-two from 3-point range.

2016-17 (SOPHOMORE):

- Averaged 5.6 points, 1.8 rebounds and 1.3 assists per game while appearing in all 32 games with 17 starts.
- Ended his 2016-17 campaign with a career-best effort, scoring a career-high 16 points behind a career-best five 3-pointers in the SEC Tournament victory over Auburn (March 8) in Nashville.
- Sank 44 3-pointers to rank third-best on the squad.

2015-16 (FRESHMAN):

- Appeared in all 31 games for Mizzou in his first collegiate campaign, including three starts late in the Tigers' SEC schedule.

PACIFIC HIGH SCHOOL:

- Averaged 23.5 points and 7.3 rebounds per game for Pacific (Mo.) High School as a senior.
- Became the all-time leading scorer in Pacific history, snapping a record that stood since 1954.
- Reached 1,000 career points in just 58 games
- Named Missouri Class 4 Co-Player of the Year.
- Was a MBCA Class 4 All-State selection.
- Added academic all-conference honors as a senior.
- First-team all-conference in golf as a senior.

PERSONAL:

- Son of John and Lori VanLeer.
- Born on May 25, 1996, in Beaufort, Mo.
- Has been a fan of Mizzou Basketball since childhood.
- Has a younger brother named Cameron.
- Avid golfer who sank the first hole-in-one of his golf career on an off day of Mizzou's first week of official 2016-17 practices.

CULLEN VANLEER - 2018-19 GAME-BY-GAME

2018-19 SEASON

Opponent	Min	FG-A	3FG-A	FT-A	Reb	PF	A	TO	BLK	STL	Pts
vs Cent. Arkansas (11/06)		DNP - Injury									
at Iowa State (11/09)		DNP - Injury									
vs Kenn. State (11/16)		DNP - Injury									
vs Oregon State (11/18)		DNP - Injury									
vs Kansas State (11/19)		DNP - Injury									
vs Temple (11/27)		DNP - Injury									
vs UCF (12/02)		DNP - Injury									
vs UT Arlington (12/04)		DNP - Injury									
vs Oral Roberts (12/07)		DNP - Injury									
vs Xavier (12/18)		DNP - Injury									
vs Illinois (12/22)		DNP - Injury									
vs More. State (12/29)		DNP - Injury									
vs Tennessee (01/08)		DNP - Injury									
at S. Carolina (01/13)		DNP - Injury									
vs Alabama (01/16)		DNP - Injury									
at Texas A&M (01/19)		DNP - Injury									
at Arkansas (01/23)		DNP - Injury									
vs LSU (01/26)		DNP - Injury									
at Auburn (01/30)		DNP - Injury									
vs Vanderbilt (02/02)		DNP - Injury									
at Tennessee (02/05)		DNP - Injury									
vs Texas A&M (02/09)		DNP - Injury									
vs Arkansas (02/12)		DNP - Injury									
at Mississippi (02/16)		DNP - Injury									
vs Kentucky (02/19)		DNP - Injury									
at Florida (02/23)		DNP - Injury									
at Miss. State (02/26)		DNP - Injury									
vs S. Carolina (03/02)		DNP - Injury									
at Georgia (03/06)		DNP - Injury									
vs Mississippi (03/09)		DNP - Injury									

PRODUCTIVITY & STREAKS

ACHIEVEMENT	15-16	16-17	17-18	CAREER
Scored 10+ points	3	7	2	12
Dished 3+ assists	1	6	1	8
Grabbed 3+ reb.	6	9	4	19
Hit 2+ 3-pointers	7	12	4	23
Multiple steals	3	5	1	9
Played 20+ minutes	9	24	8	41
Played 30+ minutes	2	10	0	12

CAREER STREAK	GAMES	FROM WHEN TO...
Scored 10+ points	2	3-8-17 to 3-9-17
Hit 2+ 3-pointers	2	5 times
Played 30+ minutes	6	11-17-16 to 12-3-16

#42 PARKER BRAUN



HT	WT	CL	POS	MAJOR	HOMETOWN	HIGH SCHOOL
6-8	205	Freshman	Forward	Undecided	Overland Park, Kan.	Blue Valley Northwest HS

BLUE VALLEY NORTHWEST HIGH SCHOOL:

- Averaged 11.6 points, 7.0 rebounds and 2.3 blocked shots per game as a senior at Blue Valley Northwest High School.
- Shot 78 percent from the field and 43 percent from 3-point range as a senior.
- Helped Blue Valley Northwest capture the 2018 Kansas 6A state championship, finishing the season 21-4 on a 17-game winning streak.
- Three-star recruit who played AAU for MoKan Elite alongside Tiger sophomore Jontay Porter.
- Chose to walk-on at Mizzou over scholarship offers from LSU, Nebraska and Illinois, among others.

PERSONAL:

- The son of Lisa and Donny Braun.
- Mother (Lisa), uncle (Mike) and aunt (Lori) all played collegiate basketball at Mizzou.
- Has two brothers, Christian and Landon, who both play basketball.
- Born Jan. 25, 2000, in Kansas City.

#25 BROOKS FORD



HT	WT	CL	POS	MAJOR	HOMETOWN	HIGH SCHOOL
6-0	170	Freshman	Guard	Business	St. Louis, Mo.	De Smet HS

FRESHMAN (2018-19):

- Has appeared in one game on season (Oral Roberts - 12/7).
- Recruited walk-on.

DE SMET HIGH SCHOOL:

- Averaged 8.9 points and shot 32.5 percent from 3-point range and 88.2 percent at the free throw line as a senior at De Smet.

PERSONAL:

- Son of current St. Louis University head coach Travis Ford who played at Mizzou in 1989 and was named to the Big Eight Conference's All-Freshman team. Travis later helped the Kentucky Wildcats reach the 1993 Final Four.

#10 EVAN YERKES



HT	WT	CL	POS	MAJOR	HOMETOWN	HIGH SCHOOL
6-3	180	Freshman	Guard	Business	Tinley Park, Ill.	Andrew High School

FRESHMAN (2018-19):

- Has appeared in one game on season (Oral Roberts - 12/7).
- Recruited walk-on.

ANDREW HIGH SCHOOL:

- Averaged 14 points per game, shooting 41 percent from 3-point range as a senior at Andrew High School.
- Victor J Andrew's all-time leader in 3-pointers made in a game, season, and career.

#32 ADAM WOLF



HT	WT	CL	POS	MAJOR	HOMETOWN	HIGH SCHOOL
6-7	219	Senior	Forward	Communication	Beaver Dam, Wis.	Beaver Dam HS

MIZZOU CAREER:

- Recruited walk-on who has played in one game thus far as a senior (Oral Roberts - 12/7)
- Played 11 minutes in four appearances as a junior, averaging 2.3 points and hitting all three of his 3-point attempts.
- Missed last season's final 18 games with a leg injury.
- Saw time in 10 games as a sophomore, including seven SEC contests.
- Appeared in seven games as a freshman, shooting 4-of-8 from the field for the season with eight total rebounds.

BEAVER DAM HIGH SCHOOL:

- Averaged 17.0 points and 7.5 rebounds per game and led Beaver Dam (Wis.) High School to a 19-win season as a senior.
- Named first team all-state in Wisconsin's Division 2 by the Wisconsin Basketball Coaches Association (WBCA) as a senior.

PERSONAL:

- Born on March 21, 1997, in Milwaukee, Wis.
- Father, John was a walk-on basketball player at Marquette from 1988-90.



GAME-BY-GAME RESULTS

RECORD:	OVERALL	HOME	AWAY	NEUTRAL
ALL GAMES	10-8	6-4	1-3	3-1
CONFERENCE	1-5	0-3	1-2	0-0
NON-CONFERENCE	9-3	6-1	0-1	3-1

DATE	TIME (CT)	OPPONENT	W/L	SCORE	ATTENDANCE	HIGH POINTS	HIGH REBOUNDS
11-6-18	7:00 PM	Central Arkansas	W	68-55	9,436	19, SMITH, Mark	10, PURYEAR, Kevin 10, SMITH, Mark
11-9-18	6:00 PM	Iowa State	L	76-59	14,384	15, SMITH, Mark	7, TILMON, Jeremiah 7, SMITH, Mark
11-16-18	2:00 PM	Kennesaw State	W	55-52	522	17, PURYEAR, Kevin	9, TILMON, Jeremiah
11-18-18	4:30 PM	Oregon State	W	69-63	1,000	21, GEIST, Jordan	7 PURYEAR, Kevin
11-19-18	6:30 PM	Kansas State	L	82-67	2,267	24, GEIST, Jordan	4 (Geist, Tilmon, Puryear, Smith)
11-27-18	8:00 PM	Temple	L	79-77	9,971	19, SMITH, Mark	10, TILMON, Jeremiah
12-2-18	2:00 PM	UCF	W	64-62(ot)	10,067	18, GEIST, Jordan	7, SMITH, Mitchell
12-4-18	7:00 PM	UT Arlington	W	65-45	9,428	12, WATSON, Torrence	12, TILMON, Jeremiah
12-7-18	6:00 PM	Oral Roberts	W	80-64	9,813	14, SMITH, Mark	6, TILMON, Jeremiah
12-18-18	6:00 PM	Xavier	W	71-56	9,785	23, TILMON, Jeremiah	10, TILMON, Jeremiah
12-22-18	7:00 PM	Illinois	W	79-63	16,397	20, GEIST, Jordan	12, TILMON, Jeremiah
12-29-18	1:00 PM	Morehead State	W	75-61	11,458	20, GEIST, Jordan 20, SMITH, Mark	8, PURYEAR, Kevin
1-8-19	6:00 PM	Tennessee	L	87-63	10,165	14, PINSON, Xavier	5, SMITH, Mark 5, PURYEAR, Kevin
1-13-19	12:00 PM	South Carolina	L	85-75	12,747	21, PICKETT, Javon	6, WATSON, Torrence
1-16-19	8 PM	Alabama	L	70-60	8,530	13, PICKETT, Javon 13 SMITH, Mark	8, SMITH, Mark
1-19-19	2:30 PM	Texas A&M	W	66-43	6,396	17, GEIST, Jordan	10, PURYEAR, Kevin
1-23-19	8 PM	Arkansas	L	72-60	13,881	22, SMITH, Mark	7, SMITH, Mark
1-26-19	5 PM	LSU	L	86-80(ot)	11,513	25, GEIST, Jordan	11, GEIST, Jordan

2018-19 POINTS-REBOUNDS-ASSISTS

			00	01	02	03	04	05	10	13	14	15	23	24	32	42
Opponent	DATE	RESULT	WATSON	PINSON	SANTOS	SUGGS	PICKETT	SMITH, MI	YERKES	SMITH, MA	NIKKO	GEIST	TILMON	PURYEAR	WOLF	BRAUN
UCA	11-06-18	68-55 W	5-2-0	2-1-4	DNP	DNP	7-4-1	6-4-0	DNP	19-10-1	6-0-0	5-5-3	16-5-2	2-10-2	DNP	DNP
IOWA ST.	11-09-18	76-59 L	8-2-2	4-4-2	DNP	0-1-0	5-1-0	6-5-0	DNP	15-7-0	0-1-0	6-1-5	5-7-2	10-5-1	DNP	DNP
KENNESAW ST.	11-16-18	55-52 W	0-1-0	1-1-0	DNP	1-0-1	3-4-3	4-5-1	DNP	7-6-2	2-0-0	8-5-2	12-9-1	17-6-0	DNP	DNP
OREGON ST.	11-18-18	69-63 W	3-1-0	5-2-3	DNP	0-0-0	5-2-1	0-1-0	DNP	6-3-4	6-6-0	21-3-1	6-2-0	17-7-1	DNP	DNP
KANSAS ST.	11-19-18	82-67 L	3-2-1	12-1-1	DNP	0-1-0	4-4-1	0-1-0	DNP	11-4-4	6-2-1	24-4-2	2-4-1	5-2-1	DNP	DNP
TEMPLE	11-27-18	79-77 L	3-1-0	0-0-2	DNP	0-1-0	8-3-2	6-4-0	DNP	19-6-2	0-0-0	11-6-3	14-10-0	16-6-2	DNP	DNP
UCF	12-2-18	64-62(ot) W	0-3-0	6-4-0	DNP	0-0-0	13-4-3	9-7-0	DNP	8-3-1	0-1-0	18-5-1	10-1-1	0-4-1	DNP	DNP
UT Arlington	12-4-18	65-45 W	12-1-0	7-1-1	DNP	DNP	10-5-2	3-6-0	DNP	5-2-1	2-3-0	9-2-3	10-12-1	7-1-1	DNP	DNP
Oral Roberts	12-7-18	80-64 W	12-1-0	11-1-4	0-1-0	2-0-0	3-3-1	0-5-1	0-0-0	14-5-0	2-1-0	12-5-2	12-6-1	12-3-1	0-0-0	DNP
Xavier	12-18-18	71-56 W	3-2-0	2-6-5	DNP	DNP	8-0-0	2-1-0	DNP	13-6-1	2-0-0	13-7-2	23-10-1	5-5-3	DNP	DNP
Illinois	12-22-18	79-63 W	3-1-0	7-1-2	0-0-0	DNP	16-4-1	2-0-0	DNP	5-6-1	2-2-1	20-6-7	16-12-0	8-3-4	DNP	DNP
Morehead State	12-29-18	75-61 W	7-1-0	3-1-3	2-4-0	DNP	3-3-3	2-0-0	DNP	22-7-2	0-1-0	20-5-2	4-2-0	12-8-3	DNP	DNP
Tennessee	1-8-19	87-63 L	1-1-1	14-2-0	7-3-1	0-0-0	7-3-0	0-0-2	DNP	8-5-2	2-0-0	12-4-5	3-1-1	9-5-1	DNP	DNP
South Carolina	1-13-19	85-75 L	7-6-0	0-1-1	2-2-1	0-1-0	21-2-2	0-0-0	DNP	14-4-2	4-4-0	14-1-5	4-0-0	9-4-0	DNP	DNP
Alabama	1-16-19	70-60 L	5-0-0	3-0-1	2-3-0	0-0-0	13-2-1	3-0-1	DNP	13-8-3	2-2-0	9-2-3	8-7-0	2-4-1	DNP	DNP
Texas A&M	1-19-19	66-43 W	5-1-2	DNP	0-2-0	0-3-2	7-2-1	0-0-0	DNP	13-4-2	2-5-1	17-5-3	14-6-0	8-10-0	DNP	DNP
Arkansas	1-23-19	72-60 L	2-0-0	DNP	0-4-0	5-1-0	0-0-0	DNP	DNP	22-7-0	0-0-1	7-6-4	9-5-2	7-4-0	DNP	DNP
LSU	1-26-19	86-80(ot) L	0-0-0	DNP	4-3-1	9-4-1	13-3-2	0-0-0	DNP	DNP	4-3-1	25-11-2	15-6-0	2-7-1	DNP	DNP

2018-19 GAME-BY-GAME STATS

OPPONENT	DATE	SCORE	W/L	FG	FGA	PCT	3FG	FGA	PCT	FT	FTA	PCT	OFF	DEF	TOT	AVG	PF	A	TO	BLK	STL	PTS	AVG
Mizzou vs. Central Ark.	11-06-18	68-55	W	27	64	.422	8	26	.308	6	13	.462	11	34	45	45.0	15	13	11	2	6	68	68.0
Mizzou at Iowa State	11-09-18	59-76	L	19	44	.432	9	26	.346	12	17	.706	6	29	35	40.0	26	12	25	1	1	59	63.5
Mizzou vs. Kennesaw St.	11-16-18	55-52	W	19	53	.358	3	17	.176	14	20	.700	12	26	38	39.3	17	10	13	2	10	55	60.7
Mizzou vs. Oregon St.	11-18-18	69-63	W	21	55	.382	5	17	.294	22	28	.786	11	20	31	37.2	22	10	9	3	5	69	62.8
Mizzou vs. Kansas St.	11-19-18	67-82	L	23	48	.479	9	15	.600	12	19	.632	8	20	28	35.4	19	12	14	0	3	67	63.6
Mizzou vs. Temple	11-27-18	77-79	L	26	50	.520	11	19	.579	14	20	.700	11	27	38	35.8	14	11	15	1	2	77	65.8
Mizzou vs. UCF	12-2-18	64-62(ot)	W	23	63	.365	12	29	.414	6	11	.545	17	16	33	35.4	21	7	10	0	6	64	65.6
Mizzou vs. UT Arlington	12-4-18	65-45	W	23	52	.442	9	25	.360	10	16	.625	10	25	35	35.4	13	10	14	3	8	65	65.5
Mizzou vs. Oral Roberts	12-17-18	80-64	W	26	54	.481	12	26	.462	16	24	.667	9	25	34	35.2	16	10	10	3	3	80	67.1
Mizzou vs. Xavier	12-18-18	71-56	W	26	58	.448	8	23	.348	11	15	.733	11	27	38	35.5	19	12	13	3	9	71	67.5
Mizzou vs. Illinois	12-22-18	79-63	W	30	58	.517	11	21	.524	8	11	.727	8	29	37	35.6	21	16	13	3	5	79	68.5
Mizzou vs. Morehead St.	12-29-18	75-61	W	25	58	.431	11	31	.355	14	16	.875	9	26	35	35.6	24	13	14	2	6	75	69.1
Mizzou vs. Tennessee	1-9-19	87-63	L	21	57	.368	8	22	.364	13	20	.650	13	16	29	35.1	19	12	15	3	3	63	68.6
Mizzou at South Carolina	1-13-19	85-75	L	24	54	.444	10	23	.435	17	23	.739	16	15	31	34.8	26	11	20	0	3	75	69.1
Mizzou vs. Alabama	1-16-19	70-60	L	24	57	.421	7	20	.350	5	10	.500	8	21	29	34.3	17	10	11	0	1	60	68.5
Mizzou at Texas A&M	1-19-19	66-43	W	22	52	.481	8	20	.400	8	10	.800	6	33	39	34.7	22	13	12	1	5	66	68.3
Mizzou at Arkansas	1-23-19	72-60	L	19	42	.452	10	25	.400	12	17	.706	4	26	30	34.4	21	9	24	0	2	60	67.8
Mizzou vs. LSU	1-26-19	86-80(ot)	L	24	57	.421	6	24	.250	26	33	.788	9	34	43	34.9	29	7	17	2	6	80	68.5
				24	68	.353	9	32	.281	29	37	.784	14	29	43	32.7	27	15	13	3	11	86	66.7

2018-19 TEAM HIGHS / LOWS

MIZZOU TEAM GAME HIGHS

POINTS	80 LSU (01/26/19)
	80 ORAL ROBERTS (12/07/18)
	79 vs Illinois (12/22/18)
	77 TEMPLE (11/27/18)
	75 at South Carolina (1/13/19)
	75 MOREHEAD ST. (12/29/18)
FIELD GOALS MADE	30 vs Illinois (12/22/18)
	27 CENTRAL ARKANSAS (11/06/18)
FIELD GOAL ATTEMPTS	64 CENTRAL ARKANSAS (11/06/18)
	63 UCF (12/02/18)
FIELD GOAL PERCENTAGE	.520 (26-50) TEMPLE (11/27/18)
	.517 (30-58) vs Illinois (12/22/18)
3 PT FIELD GOALS MADE	12 ORAL ROBERTS (12/07/18)
	12 UCF (12/02/18)
3 PT FG ATTEMPTS	31 MOREHEAD ST. (12/29/18)
	29 UCF (12/02/18)
3 PT FG PERCENTAGE	.600 (9-15) vs Kansas St (11/19/18)
	.579 (11-19) TEMPLE (11/27/18)
FREE THROWS MADE	26 LSU (01/26/19)
	22 vs Oregon State (11/18/18)
FREE THROW ATTEMPTS	33 LSU (01/26/19)
	28 vs Oregon State (11/18/18)
FREE THROW PERCENTAGE	.875 (14-16) MOREHEAD (12/29/18)
	.800 (8-10) at Texas A&M (01/19/19)
REBOUNDS	45 CENTRAL ARKANSAS (11/06/18)
	43 LSU (01/26/19)
ASSISTS	16 vs Illinois (12/22/18)
	13 at Texas A&M (01/19/19)
	13 MOREHEAD ST. (12/29/18)
	13 CENTRAL ARKANSAS (11/06/18)
STEALS	10 vs Kennesaw State (11/16/18)
	9 XAVIER (12/18/18)
BLOCKED SHOTS	3 TENNESSEE (01/08/19)
	3 vs Illinois (12/22/18)
	3 XAVIER (12/18/18)
	3 ORAL ROBERTS (12/07/18)
	3 UTA (12/04/18)
	3 vs Oregon State (11/18/18)
TURNOVERS	25 at Iowa State (11/09/18)
	24 at Arkansas (01/23/19)
FOULS	29 LSU (01/26/19)
	26 at South Carolina (1/13/19)
	26 at Iowa State (11/09/18)

OPPONENT TEAM GAME HIGHS

POINTS	87 TENNESSEE (01/08/19)
	86 LSU (01/26/19)
	85 at South Carolina (1/13/19)
	82 vs Kansas State (11/19/18)
	79 TEMPLE (11/27/18)
FIELD GOALS MADE	33 TEMPLE (11/27/18)
	31 TENNESSEE (01/08/19)
FIELD GOAL ATTEMPTS	68 LSU (01/26/19)
	64 TEMPLE (11/27/18)
FIELD GOAL PERCENTAGE	.545 (30-55) vs Kansas St (11/19/18)
	.534 (31-58) TENNESSEE (01/08/19)
3 PT FIELD GOALS MADE	12 vs Kansas State (11/19/18)
	10 at Arkansas (01/23/19)
	10 CENTRAL ARKANSAS (11/06/18)
3 PT FG ATTEMPTS	32 LSU (01/26/19)
	29 vs Illinois (12/22/18)
3 PT FG PERCENTAGE	.500 (12-24) vs Kansas St (11/19/18)
	.500 (4-8) vs Kennesaw (11/16/18)
FREE THROWS MADE	29 LSU (01/26/19)
	29 at South Carolina (1/13/19)
FREE THROW ATTEMPTS	37 LSU (01/26/19)
	35 at South Carolina (1/13/19)
	35 at Iowa State (11/09/18)
FREE THROW PERCENTAGE	.857 (18-21) TENNESSEE (01/08/19)
	.829 (29-35) at South Car (1/13/19)
REBOUNDS	43 LSU (01/26/19)
	38 TENNESSEE (01/08/19)
	38 ORAL ROBERTS (12/07/18)
	38 vs Oregon State (11/18/18)
ASSISTS	18 at Arkansas (01/23/19)
	18 TEMPLE (11/27/18)
STEALS	13 at Arkansas (01/23/19)
	11 LSU (01/26/19)
BLOCKED SHOTS	8 at South Carolina (1/13/19)
	8 UCF (12/02/18)
TURNOVERS	21 UTA (12/04/18)
	17 XAVIER (12/18/18)
	17 vs Kennesaw State (11/16/18)
FOULS	27 LSU (01/26/19)
	24 at South Carolina (1/13/19)
	24 vs Oregon State (11/18/18)

MIZZOU TEAM GAME LOWS

POINTS	55 vs Kennesaw State (11/16/18)
	59 at Iowa State (11/09/18)
	60 ALABAMA (01/16/19)
	60 at Arkansas (01/23/19)
	63 TENNESSEE (01/08/19)
FIELD GOALS MADE	19 at Iowa State (11/09/18)
	19 vs Kennesaw State (11/16/18)
	19 at Arkansas (01/23/19)
FIELD GOAL ATTEMPTS	42 at Arkansas (01/23/19)
	44 at Iowa State (11/09/18)
FIELD GOAL PERCENTAGE	.358 (19-53) vs Kennesaw (11/16/18)
	.365 (23-63) UCF (12/02/18)
3 PT FIELD GOALS MADE	3 vs Kennesaw State (11/16/18)
	5 vs Oregon State (11/18/18)
3 PT FG ATTEMPTS	15 vs Kansas State (11/19/18)
	17 vs Kennesaw State (11/16/18)
	17 vs Oregon State (11/18/18)
3 PT FG PERCENTAGE	.176 (3-17) vs Kennesaw (11/16/18)
	.250 (6-24) LSU (01/26/19)
FREE THROWS MADE	5 ALABAMA (01/16/19)
	6 CENTRAL ARKANSAS (11/06/18)
	6 UCF (12/02/18)
FREE THROW ATTEMPTS	10 ALABAMA (01/16/19)
	10 at Texas A&M (01/19/19)
FREE THROW PERCENTAGE	.462 (6-13) CENTRAL ARK (11/06/18)
	.500 (5-10) ALABAMA (01/16/19)
REBOUNDS	28 vs Kansas State (11/19/18)
	29 TENNESSEE (01/08/19)
	29 ALABAMA (01/16/19)
ASSISTS	7 UCF (12/02/18)
	7 LSU (01/26/19)
STEALS	1 ALABAMA (01/16/19)
	2 at Iowa State (11/09/18)
	2 TEMPLE (11/27/18)
	2 at Arkansas (01/23/19)
BLOCKED SHOTS	0 vs Kansas State (11/19/18)
	0 UCF (12/02/18)
	0 at South Carolina (1/13/19)
	0 ALABAMA (01/16/19)
	0 at Arkansas (01/23/19)
TURNOVERS	9 vs Oregon State (11/18/18)
	10 UCF (12/02/18)
	10 ORAL ROBERTS (12/07/18)
FOULS	13 UTA (12/04/18)
	14 TEMPLE (11/27/18)

OPPONENT TEAM GAME LOWS

POINTS	43 at Texas A&M (01/19/19)
	45 UTA (12/04/18)
	52 vs Kennesaw State (11/16/18)
	55 CENTRAL ARKANSAS (11/06/18)
	56 XAVIER (12/18/18)
FIELD GOALS MADE	13 at Texas A&M (01/19/19)
	18 UTA (12/04/18)
FIELD GOAL ATTEMPTS	40 UCF (12/02/18)
	46 UTA (12/04/18)
FIELD GOAL PERCENTAGE	.260 (13-50) at Texas A&M (01/19/19)
	.328 (20-61) CENTRAL ARK (11/06/18)
3 PT FIELD GOALS MADE	4 vs Kennesaw State (11/16/18)
	4 MOREHEAD ST. (12/29/18)
	4 at Texas A&M (01/19/19)
3 PT FG ATTEMPTS	8 vs Kennesaw State (11/16/18)
	18 UTA (12/04/18)
	18 ALABAMA (01/16/19)
3 PT FG PERCENTAGE	.182 (4-22) at Texas A&M (01/19/19)
	.211 (4-19) MOREHEAD ST. (12/29/18)
FREE THROWS MADE	4 TEMPLE (11/27/18)
	4 UTA (12/04/18)
FREE THROW ATTEMPTS	8 CENTRAL ARKANSAS (11/06/18)
	8 TEMPLE (11/27/18)
FREE THROW PERCENTAGE	.364 (4-11) UTA (12/04/18)
	.500 (4-8) TEMPLE (11/27/18)
	.500 (7-14) vs Illinois (12/22/18)
REBOUNDS	25 TEMPLE (11/27/18)
	26 at Iowa State (11/09/18)
	26 vs Kansas State (11/19/18)
ASSISTS	6 vs Illinois (12/22/18)
	7 MOREHEAD ST. (12/29/18)
STEALS	2 ORAL ROBERTS (12/07/18)
	2 ALABAMA (01/16/19)
BLOCKED SHOTS	0 TEMPLE (11/27/18)
	0 at Arkansas (01/23/19)
TURNOVERS	5 TEMPLE (11/27/18)
	7 at Iowa State (11/09/18)
FOULS	13 UTA (12/04/18)

2018-19 PLAYER HIGHS

MIZZOU 2018-19 INDIVIDUAL GAME HIGHS

Points _____	25 GEIST, Jordan vs LSU (01/26/19)
_____	24 GEIST, Jordan vs Kansas State (11/19/18)
_____	23 TILMON, Jeremiah vs Xavier (12/18/18)
_____	22 SMITH, Mark at Arkansas (01/23/19)
_____	22 SMITH, Mark vs Morehead St. (12/29/18)
Field Goals Made _____	10 TILMON, Jeremiah vs Xavier (12/18/18)
_____	8 SMITH, Mark at Arkansas (01/23/19)
_____	8 TILMON, Jeremiah vs Central Arkansas (11/06/18)
Field Goal Att. _____	15 PICKETT, Javon vs Alabama (01/16/19)
_____	15 GEIST, Jordan vs Illinois (12/22/18)
_____	15 TILMON, Jeremiah vs Xavier (12/18/18)
_____	15 PICKETT, Javon vs UCF (12/02/18)
_____	15 GEIST, Jordan vs Kansas State (11/19/18)
FG Pct (min 5 made) _____	.875 (7-8) PICKETT, Javon vs Illinois (12/22/18)
_____	.857 (6-7) GEIST, Jordan at Texas A&M (01/19/19)
3-Point FG Made _____	6 SMITH, Mark at Arkansas (01/23/19)
_____	5 GEIST, Jordan vs UCF (12/02/18)
_____	5 SMITH, Mark vs Central Arkansas (11/06/18)
3-Point FG Att. _____	11 SMITH, Mark at Arkansas (01/23/19)
_____	9 SMITH, Mark vs Alabama (01/16/19)
_____	9 SMITH, Mark vs Morehead St. (12/29/18)
3-Pt FG Pct (min 2 made) _____	1.000 (4-4) WATSON, Torrence vs Oral Rob (12/07/18)
_____	1.000 (2-2) PICKETT, Javon vs Illinois (12/22/18)
_____	1.000 (2-2) PURYEAR, Kevin vs Illinois (12/22/18)
_____	1.000 (2-2) SMITH, Mitchell vs UCF (12/02/18)
_____	1.000 (2-2) PINSON, Xavier vs Kansas State (11/19/18)
_____	1.000 (2-2) SMITH, Mark vs Oregon State (11/18/18)
Free Throws Made _____	12 GEIST, Jordan vs Oregon State (11/18/18)
_____	8 GEIST, Jordan vs LSU (01/26/19)
Free Throw Att. _____	15 GEIST, Jordan vs Oregon State (11/18/18)
_____	10 GEIST, Jordan vs LSU (01/26/19)
_____	10 GEIST, Jordan vs Kansas State (11/19/18)
FT Pct (min 3 made) _____	1.000 (6-6) TILMON, Jeremiah vs UTA (12/04/18)
_____	1.000 (6-6) PURYEAR, Kevin vs Oregon State (11/18/18)
_____	1.000 (6-6) GEIST, Jordan vs Kennesaw (11/16/18)
_____	1.000 (5-5) SMITH, Mark at South Carolina (1/13/19)
_____	1.000 (4-4) TILMON, Jeremiah at TAMU (01/19/19)
_____	1.000 (4-4) PICKETT, Javon at South Carolina (1/13/19)
_____	1.000 (4-4) GEIST, Jordan vs Tennessee (01/08/19)
_____	1.000 (4-4) PURYEAR, Kevin vs Morehead St. (12/29/18)
_____	1.000 (4-4) SMITH, Mark vs Morehead St. (12/29/18)
_____	1.000 (4-4) GEIST, Jordan vs Illinois (12/22/18)
Rebounds _____	12 TILMON, Jeremiah vs Illinois (12/22/18)
_____	12 TILMON, Jeremiah vs UTA (12/04/18)
Assists _____	7 GEIST, Jordan vs Illinois (12/22/18)
_____	5 GEIST, Jordan at Texas A&M (01/19/19)
_____	5 GEIST, Jordan at South Carolina (1/13/19)
_____	5 GEIST, Jordan vs Tennessee (01/08/19)
_____	5 PINSON, Xavier vs Xavier (12/18/18)
_____	5 GEIST, Jordan at Iowa State (11/09/18)
Steals _____	3 GEIST, Jordan vs Morehead St. (12/29/18)
_____	3 GEIST, Jordan vs Xavier (12/18/18)
_____	3 GEIST, Jordan vs UCF (12/02/18)
Blocked Shots _____	2 NIKKO, Reed vs LSU (01/26/19)
_____	2 TILMON, Jeremiah vs Illinois (12/22/18)
_____	2 PICKETT, Javon vs Oral Roberts (12/07/18)
_____	2 NIKKO, Reed vs Oregon State (11/18/18)
_____	2 TILMON, Jeremiah vs Kennesaw State (11/16/18)
_____	2 TILMON, Jeremiah vs Central Arkansas (11/06/18)
Turnovers _____	5 GEIST, Jordan at Arkansas (01/23/19)
_____	5 TILMON, Jeremiah at Iowa State (11/09/18)
Fouls _____	5 SUGGS, Ronnie vs LSU (01/26/19)
_____	5 PINSON, Xavier vs LSU (01/26/19)
_____	5 TILMON, Jeremiah at Arkansas (01/23/19)
_____	5 TILMON, Jeremiah at South Carolina (1/13/19)
_____	5 TILMON, Jeremiah vs Tennessee (01/08/19)
_____	5 TILMON, Jeremiah vs Morehead St. (12/29/18)
_____	5 TILMON, Jeremiah vs UTA (12/04/18)
_____	5 SMITH, Mitchell vs UCF (12/02/18)
_____	5 TILMON, Jeremiah vs Kansas State (11/19/18)
_____	5 TILMON, Jeremiah vs Oregon State (11/18/18)
_____	5 SMITH, Mark vs Oregon State (11/18/18)
_____	5 GEIST, Jordan at Iowa State (11/09/18)
Minutes _____	40 GEIST, Jordan vs LSU (01/26/19)
_____	40 SMITH, Mark vs UCF (12/02/18)
_____	40 GEIST, Jordan vs UCF (12/02/18)
_____	39 PICKETT, Javon vs UCF (12/02/18)
_____	37 SMITH, Mark at Arkansas (01/23/19)
_____	37 PICKETT, Javon vs Alabama (01/16/19)

OPPONENT 2018-19 INDIVIDUAL GAME HIGHS

Points _____	28 Trent Frazier vs Illinois (12/22/18)
_____	24 MAYS, Skylar vs LSU (01/26/19)
_____	23 JOE, Isaiah at Arkansas (01/23/19)
_____	22 Dawkins,Aubrey vs UCF (12/02/18)
_____	21 GOODIN, Quentin vs Xavier (12/18/18)
_____	21 WADE, Dean vs Kansas State (11/19/18)
Field Goals Made _____	10 Trent Frazier vs Illinois (12/22/18)
_____	8 JOE, Isaiah at Arkansas (01/23/19)
_____	8 Nzekwesi, Emmanuel vs Oral Roberts (12/07/18)
_____	8 Rose,Quinton vs Temple (11/27/18)
_____	8 WADE, Dean vs Kansas State (11/19/18)
Field Goal Att. _____	20 Trent Frazier vs Illinois (12/22/18)
_____	17 WATERS, Tremont vs LSU (01/26/19)
_____	17 Rose,Quinton vs Temple (11/27/18)
_____	17 Alston, Jr.,Shizz vs Temple (11/27/18)
FG Pct (min 5 made) _____	17 THOMPSON JR, Stephen vs Oregon State (11/18/18)
_____	1.000 (5-5) Moore,Damion vs Temple (11/27/18)
_____	.800 (8-10) WADE, Dean vs Kansas State (11/19/18)
3-Point FG Made _____	7 JOE, Isaiah at Arkansas (01/23/19)
_____	6 Trent Frazier vs Illinois (12/22/18)
3-Point FG Att. _____	12 Trent Frazier vs Illinois (12/22/18)
_____	12 JOE, Isaiah at Arkansas (01/23/19)
3-Pt FG Pct (min 2 made) _____	1.000 (3-3) Jones, DeAndre vs Central A rk (11/06/18)
_____	1.000 (2-2) Kearns, Sam vs Oral Roberts (12/07/18)
_____	1.000 (2-2) JANKOVIC, Kosta vs Kennesaw (11/16/18)
Free Throws Made _____	12 GRAVETT, Hassani at South Carolina (1/13/19)
_____	10 MAYS, Skylar vs LSU (01/26/19)
Free Throw Att. _____	12 MAYS, Skylar vs LSU (01/26/19)
_____	12 GRAVETT, Hassani at South Carolina (1/13/19)
FT Pct (min 3 made) _____	1.000 (12-12) GRAVETT, Hassani at South Car (1/13/19)
_____	1.000 (9-9) REID, Naz vs LSU (01/26/19)
_____	1.000 (8-8) Weiler-Babb, Nick at Iowa State (11/09/18)
_____	1.000 (7-7) Taylor,B.J. vs UCF (12/02/18)
_____	1.000 (6-6) HAASE, Felipe at South Carolina (1/13/19)
_____	1.000 (6-6) Bowden, Jordan vs Tennessee (01/08/19)
_____	1.000 (6-6) Dawkins,Aubrey vs UCF (12/02/18)
_____	1.000 (4-4) HARRIS, Jalen at Arkansas (01/23/19)
_____	1.000 (4-4) Chandler,Jay Jay at Texas A&M (01/19/19)
_____	1.000 (4-4) Ingram, Dazon vs Alabama (01/16/19)
_____	1.000 (4-4) BROWN, Barry vs Kansas State (11/19/18)
_____	1.000 (3-3) Smith,Collin vs UCF (12/02/18)
Rebounds _____	17 Alexander, Kyle vs Tennessee (01/08/19)
_____	12 Aflakpui,Ernest vs Temple (11/27/18)
Assists _____	9 WATERS, Tremont vs LSU (01/26/19)
_____	6 HARRIS, Jalen at Arkansas (01/23/19)
_____	6 GOODIN, Quentin vs Xavier (12/18/18)
_____	6 Alston, Jr.,Shizz vs Temple (11/27/18)
_____	6 BROWN, Barry vs Kansas State (11/19/18)
_____	6 TINKLE, Tres vs Oregon State (11/18/18)
_____	6 Weiler-Babb, Nick at Iowa State (11/09/18)
Steals _____	4 SMART, Ja'vonte vs LSU (01/26/19)
_____	4 Rose,Quinton vs Temple (11/27/18)
_____	4 Haliburton, Tyrese at Iowa State (11/09/18)
_____	4 Unruh, Thatch vs Central Arkansas (11/06/18)
Blocked Shots _____	6 Fall,Tacko vs UCF (12/02/18)
_____	4 Nebo,Josh at Texas A&M (01/19/19)
_____	4 SILVA, Chris at South Carolina (1/13/19)
Turnovers _____	5 JONES, Mason at Arkansas (01/23/19)
_____	5 Schofield, Admiral vs Tennessee (01/08/19)
_____	5 THOMPSON, Ethan vs Oregon State (11/18/18)
_____	5 TINKLE, Tres vs Oregon State (11/18/18)
Fouls _____	5 DAYS, Darius vs LSU (01/26/19)
_____	5 TAYLOR, Marlon vs LSU (01/26/19)
_____	5 Williams, Grant vs Tennessee (01/08/19)
_____	5 Turner, Lamonte vs Tennessee (01/08/19)
_____	5 THOMPSON, Ethan vs Oregon State (11/18/18)
_____	5 REICHLE, Zach vs Oregon State (11/18/18)
_____	5 Bennett, Khaleem vs Central Arkansas (11/06/18)

INDIVIDUAL LAST TIME...

Player score 25 points _____ Jordan Geist (25) vs. LSU; Jan. 26, 2019

Player score 30 points _____ Kevin Puryear (30) vs. Auburn; March 8, 2017

Player score 35 points _____ Thomas Gardner (40) vs. Kansas; Jan. 16, 2006

Player score 40 points _____ Thomas Gardner (40) vs. Kansas; Jan. 16, 2006

Player grab 15 rebounds _____ Johnathan Williams III (15) vs. Texas A&M; March 14, 2014

Player grab 20 rebounds _____ Curtis Berry (20) vs. Kansas; Jan. 9, 1980

Player record a double-double _____ Jordan Geist vs. LSU; Jan. 26, 2019 (25 p, 11 r)
Two players record a double-double _____ Russell Woods (13 p, 11 r)
 _____ Terrence Phillips (10 p, 10 a) vs. Ole Miss; Jan. 21, 2017

Player record a triple-double _____ Never

Player score 20+ points in back-to-back games _____ Jordan Geist
 _____ (20) Illinois, Dec. 22, 2018; (20) Morehead State, Dec. 29, 2018

Player score 20+ points in back-to-back-to-back games _____ Kassius Robertson
 _____ (21) vs. Auburn, Jan. 24, 2018; (20) at Mississippi State, Jan. 27, 2018; (22) at Alabama, Jan. 31, 2018

Player dish out 10 assists _____ Terrence Phillips (10) vs. Ole Miss; Jan. 21, 2017

Player collect five steals _____ Terrence Phillips (5) vs. Miami (Ohio); Dec. 6, 2016

Player hit five three-point baskets _____ Mark Smith (6) at Arkansas; Jan. 23, 2019

Player record five blocks _____ Jontay Porter (5), at Ole Miss; Feb. 6, 2018

Two players hit five 3-point baskets _____ Jordan Barnett (5), Jordan Geist (5)
 _____ vs. Green Bay, Dec. 9, 2017

Player make 10 free throws _____ Kevin Puryear (10-12) at Auburn; March 4, 2017

Two players score 20 points in a game _____ Jordan Geist (20)
 _____ Mark Smith (22), Morehead State; Dec. 29, 2018

Three players score 20 points in a game _____ Frankie Hughes (24)
 _____ Kevin Puryear (22)
 _____ Terrence Phillips (21) vs. Xavier; Nov. 17, 2016

Two players grab 10 rebounds in a game _____ Mark Smith (10)
 _____ Kevin Puryear (10) vs. Central Arkansas; Nov. 6, 2018

Three players grab 10 rebounds in a game _____ Negus Webster-Chan (11)
 _____ Ernest Ross (10)
 _____ Alex Oriakhi (10) vs. Alcorn State; Nov. 13, 2012

Five players score in double figures _____ Kassius Robertson (22)
 _____ Jordan Geist (17)
 _____ Jordan Barnett (15)
 _____ Kevin Puryear (13)
 _____ Jontay Porter (10), Mississippi State, Feb. 10, 2018

Six players score in double figures _____ Mark Smith (14)
 _____ Jordan Geist (12)
 _____ Jeremiah Tilmon (12)
 _____ Torrence Watson (12)
 _____ Kevin Puryear (12)
 _____ Xavier Pinson (11) vs. Oral Roberts; Dec. 7, 2018

Seven players score in double figures _____ Kim English (20)
 _____ Justin Stafford (16)
 _____ Laurence Bowers (16)
 _____ Marcus Denmon (12)
 _____ Matt Pressey (10)
 _____ Michael Dixon Jr. (10)
 _____ Ricky Krecklow (10) vs. North Alabama; Jan. 5, 2011

TEAM LAST TIME...

Scored 100 points or more _____ Dec. 9, 2017; Mizzou 100, Green Bay 77

Scored less than 50 points _____ Jan. 20, 2018, Texas A&M 60, Mizzou 49

Scored less than 50 points and won _____ Nov. 14, 1997; Mizzou 45, DePaul 42

Allowed 100 points or more _____ Feb. 7, 2011; Kansas 103, Mizzou 86

Held an opponent to less than 40 points _____ Dec. 29, 2015; Mizzou 78, Arkansas-Pine Bluff 25

Held an opponent to less than 50 points _____ Jan. 19, 2019; Mizzou 66, Texas A&M 43

Had 50 rebounds _____ Dec. 16, 2016, vs. North Florida (52)

Had 20 assists _____ Nov. 24, 2017, vs. St. John's (20)

Had 30 assists _____ Dec. 18, 2010, vs. Central Arkansas (33)

Had 10 steals _____ Dec. 19, 2017, Stephen F. Austin (10)

Forced 20 turnovers _____ Dec. 4, 2018, vs. UT Arlington (21)

Held opponent to less than 25 percent shooting _____ Dec. 29, 2015, Arkansas-Pine Bluff (15.4)

Shot better than 60 percent from the field _____ Nov. 13, 2017, vs. Wagner (.681)

Shot better than 70 percent from the field _____ Dec. 6, 1989, vs. Hawaii Loa (.752)

Shot under 30 percent from the field _____ Feb. 28, 2017, vs. Texas A&M (.246)

Shot better than 90 percent from the free throw line _____
 _____ March 8, 2014 at Tennessee (13-for-14, .921)

Attempted 40 free throws _____ Dec. 29, 2016, vs. Lipscomb (41)

Made 10 3-pointers _____ Jan.. 23, 2019, vs. Arkansas (10-of-25)

Made 15 3-pointers _____ March 8, 2017, vs. Auburn (16-for-34)

Attempted 35 3-pointers _____ Dec. 9, 2017, Green Bay (14-for-35)

Won an overtime game _____ Dec. 2, 2018, vs. UCF; Mizzou 64, UCF 62 (OT)

Lost an overtime game _____ Jan. 26, 2019, vs. No. 25 LSU; LSU 86, Mizzou 80 (OT)

Played a double-OT game _____ March 14, 2014; Mizzou 91, Texas A&M 83

Played a triple-overtime game _____ Jan. 13, 2001; Mizzou 112, Iowa State 109 (40T)

Defeated an AP Top 25 team _____ Feb. 3, 2018; Mizzou 69, No. 21 Kentucky 55

Had a 20-point win _____ Jan. 19, 2019; Mizzou 66, Texas A&M 43

Had a 30-point win _____ Dec. 16, 2017; Mizzou 85, North Florida 51

Had a 40-point win _____ Nov. 13, 2017; Mizzou 99, Wagner 55

Had a 50-point win _____ Nov. 13, 2016; Mizzou 99, Alabama A&M 44

Won back-to-back road games _____ Jan. 31, 2018 at Alabama (69-60)
 _____ Feb. 6, 2018 at Ole Miss (75-69)

Won by double digits over an SEC team _____ (12) Jan. 10, 2018 vs. Georgia (68-56)

2018-19 MIZZOU BASKETBALL

Mizzou Combined Team Statistics (as of Jan 26, 2019)

All games

RECORD:	OVERALL	HOME	AWAY	NEUTRAL
ALL GAMES	10-8	6-4	1-3	3-1
CONFERENCE	1-5	0-3	1-2	0-0
NON-CONFERENCE	9-3	6-1	0-1	3-1

##	Player	gp-gs	min	avg	Total		3-Point		F-Throw		Rebounds				pf	dq	a	to	blk	stl	pts	avg
					fg-fga	fg%	3fg-fga	3fg%	ft-fa	ft%	off	def	tot	avg								
15	GEIST, Jordan	18-18	585	32.5	78-185	.422	36-100	.360	59-77	.766	15	68	83	4.6	32	1	57	40	0	21	251	13.9
13	SMITH, Mark	17-17	504	29.6	71-154	.461	48-101	.475	24-31	.774	12	81	93	5.5	42	1	28	23	1	12	214	12.6
23	TILMON, Jeremiah	18-18	428	23.8	73-130	.562	0-0	.000	37-53	.698	37	68	105	5.8	64	7	13	49	12	9	183	10.2
24	PURYEAR, Kevin	18-18	472	26.2	52-130	.400	15-41	.366	29-41	.707	29	65	94	5.2	40	0	23	26	1	6	148	8.2
04	PICKETT, Javon	18-18	438	24.3	57-136	.419	19-56	.339	13-25	.520	20	29	49	2.7	41	0	24	24	3	14	146	8.1
01	PINSON, Xavier	17-0	259	15.2	27-64	.422	13-32	.406	26-34	.765	10	21	31	1.8	31	1	32	33	0	9	93	5.5
00	WATSON, Torrence	18-1	338	18.8	25-77	.325	18-52	.346	11-17	.647	7	17	24	1.3	26	0	6	15	3	3	79	4.4
05	SMITH, Mitchell	17-0	181	10.6	14-33	.424	5-10	.500	10-12	.833	10	29	39	2.3	20	1	4	14	2	3	43	2.5
14	NIKKO, Reed	18-0	179	9.9	18-28	.643	0-0	.000	6-12	.500	13	18	31	1.7	30	0	5	15	7	5	42	2.3
02	SANTOS, K.J.	9-0	142	15.8	8-20	.400	1-5	.200	0-3	.000	2	20	22	2.4	16	0	2	10	0	2	17	1.9
03	SUGGS, Ronnie	13-0	111	8.5	2-19	.105	2-12	.167	11-18	.611	2	10	12	0.9	16	1	4	4	0	1	17	1.3
25	FORD, Brooks	1-0	2	2.0	0-0	.000	0-0	.000	0-0	.000	0	0	0	0.0	0	0	0	0	0	0	0	0.0
10	YERKES, Evan	1-0	2	2.0	0-0	.000	0-0	.000	0-0	.000	0	0	0	0.0	0	0	0	1	0	0	0	0.0
32	WOLF, Adam	1-0	2	2.0	0-0	.000	0-0	.000	0-0	.000	0	0	0	0.0	0	0	0	0	0	0	0	0.0
55	GUESS, Christian	1-0	7	7.0	0-0	.000	0-0	.000	0-0	.000	0	0	0	0.0	3	0	0	0	0	0	0	0.0
Team											22	23	45				9					
Total.....		18	3650		425-976	.435	157-409	.384	226-323	.700	179	449	628	34.9	361	12	198	263	29	85	1233	68.5
Opponents.....		18	3649		418-988	.423	127-395	.322	238-353	.674	167	422	589	32.7	337	-	207	234	56	111	1201	66.7

TEAM STATISTICS	MIZ	OPP	Date	Opponent	Score	Att.
SCORING	1233	1201	11/06/18	CENTRAL ARKANSAS	W 68-55	9436
Points per game	68.5	66.7	11/09/18	at Iowa State	L 59-76	14384
Scoring margin	+1.8	-	11/16/18	vs Kennesaw State	W 55-52	522
FIELD GOALS-ATT	425-976	418-988	11/18/18	vs Oregon State	W 69-63	0
Field goal pct	.435	.423	11/19/18	vs Kansas State	L 67-82	2274
3 POINT FG-ATT	157-409	127-395	11/27/18	TEMPLE	L 77-79	9971
3-point FG pct	.384	.322	12/02/18	UCF	Wot 64-62	10067
3-pt FG made per game	8.7	7.1	12/04/18	UTA	W 65-45	9428
FREE THROWS-ATT	226-323	238-353	12/07/18	ORAL ROBERTS	W 80-64	9813
Free throw pct	.700	.674	12/18/18	XAVIER	W 71-56	9785
F-Throws made per game	12.6	13.2	12/22/18	vs Illinois	W 79-63	16397
REBOUNDS	628	589	12/29/18	MOREHEAD ST.	W 75-61	11458
Rebounds per game	34.9	32.7	* 01/08/19	TENNESSEE	L 63-87	10165
Rebounding margin	+2.2	-	* 1/13/19	at South Carolina	L 75-85	12747
ASSISTS	198	207	* 01/16/19	ALABAMA	L 60-70	8530
Assists per game	11.0	11.5	* 01/19/19	at Texas A&M	W 66-43	6396
TURNOVERS	263	234	* 01/23/19	at Arkansas	L 60-72	13881
Turnovers per game	14.6	13.0	* 01/26/19	LSU	Lot 80-86	11513
Turnover margin	-1.6	-	* - Conference game			
Assist/turnover ratio	0.8	0.9				
STEALS	85	111				
Steals per game	4.7	6.2				
BLOCKS	29	56				
Blocks per game	1.6	3.1				
ATTENDANCE	100166	66601				
Home games-Avg/Game	10-10017	4-11852				
Neutral site-Avg/Game	-	4-4798				

Score by Periods	1st	2nd	OT	Totals
Mizzou	594	623	16	1233
Opponents	556	625	20	1201

2018-19 MIZZOU BASKETBALL

Mizzou Combined Team Statistics (as of Jan 26, 2019)

Conference games only

RECORD:	OVERALL	HOME	AWAY	NEUTRAL
ALL GAMES	1-5	0-3	1-2	0-0
CONFERENCE	1-5	0-3	1-2	0-0
NON-CONFERENCE	0-0	0-0	0-0	0-0

#	Player	gp-gs	min	avg	Total		3-Point		F-Throw		Rebounds				pf	dq	a	to	blk	stl	pts	avg
					fg-fga	fg%	3fg-fga	3fg%	ft-fa	ft%	off	def	tot	avg								
13	SMITH, Mark	5-5	150	30.0	23-49	.469	18-36	.500	6-6	1.000	3	25	28	5.6	12	0	9	9	0	3	70	14.0
15	GEIST, Jordan	6-6	207	34.5	27-60	.450	11-35	.314	19-26	.731	6	23	29	4.8	11	0	24	18	0	4	84	14.0
04	PICKETT, Javon	6-6	157	26.2	24-54	.444	6-20	.300	7-10	.700	5	7	12	2.0	17	0	6	7	0	6	61	10.2
23	TILMON, Jeremiah	6-6	138	23.0	20-36	.556	0-0	.000	13-19	.684	8	17	25	4.2	22	3	3	16	1	1	53	8.8
01	PINSON, Xavier	5-0	70	14.0	8-16	.500	4-7	.571	13-15	.867	3	5	8	1.6	8	1	4	11	0	2	33	6.6
24	PURYEAR, Kevin	6-6	136	22.7	15-43	.349	3-11	.273	4-7	.571	11	23	34	5.7	17	0	3	8	0	1	37	6.2
00	WATSON, Torrence	6-1	115	19.2	5-22	.227	3-12	.250	7-9	.778	3	5	8	1.3	11	0	3	7	0	1	20	3.3
02	SANTOS, K.J.	6-0	110	18.3	7-17	.412	1-4	.250	0-3	.000	1	16	17	2.8	13	0	2	6	0	0	15	2.5
03	SUGGS, Ronnie	6-0	64	10.7	2-12	.167	2-8	.250	8-12	.667	2	7	9	1.5	12	1	3	4	0	0	14	2.3
14	NIKKO, Reed	6-0	63	10.5	5-8	.625	0-0	.000	4-6	.667	6	8	14	2.3	11	0	3	6	4	2	14	2.3
05	SMITH, Mitchell	5-0	15	3.0	1-2	.500	1-1	1.000	0-0	.000	0	0	0	0.0	0	0	2	2	1	0	3	0.6
Team											8	9	17				5					
Total.....		6	1225		137-319	.429	49-134	.366	81-113	.717	56	145	201	33.5	134	5	62	99	6	20	404	67.3
Opponents.....		6	1225		145-339	.428	42-135	.311	111-149	.745	62	145	207	34.5	119	-	75	75	25	47	443	73.8

TEAM STATISTICS	MIZ	OPP	Date	Opponent	Score	Att.
SCORING	404	443	* 01/08/19	TENNESSEE	L 63-87	10165
Points per game	67.3	73.8	* 1/13/19	at South Carolina	L 75-85	12747
Scoring margin	-6.5	-	* 01/16/19	ALABAMA	L 60-70	8530
FIELD GOALS-ATT	137-319	145-339	* 01/19/19	at Texas A&M	W 66-43	6396
Field goal pct	.429	.428	* 01/23/19	at Arkansas	L 60-72	13881
3 POINT FG-ATT	49-134	42-135	* 01/26/19	LSU	Lot 80-86	11513
3-point FG pct	.366	.311	* - Conference game			
3-pt FG made per game	8.2	7.0				
FREE THROWS-ATT	81-113	111-149				
Free throw pct	.717	.745				
F-Throws made per game	13.5	18.5				
REBOUNDS	201	207				
Rebounds per game	33.5	34.5				
Rebounding margin	-1.0	-				
ASSISTS	62	75				
Assists per game	10.3	12.5				
TURNOVERS	99	75				
Turnovers per game	16.5	12.5				
Turnover margin	-4.0	-				
Assist/turnover ratio	0.6	1.0				
STEALS	20	47				
Steals per game	3.3	7.8				
BLOCKS	6	25				
Blocks per game	1.0	4.2				
ATTENDANCE	30208	33024				
Home games-Avg/Game	3-10069	3-11008				
Neutral site-Avg/Game	-	0-0				

Score by Periods	1st	2nd	OT	Totals
Mizzou	196	199	9	404
Opponents	202	226	15	443

2018-19 MIZZOU BASKETBALL
Mizzou Team Game-by-Game Comparison (as of Jan 28, 2019)
All games

Opponent	1st	2nd	Score	Mar	Total FG	FG Pct	3-Pointers	3FG Pct	Free Throws	FT Pct	Rebounds	Assist	T/Over	Block	Steal	Fouls
CENTRAL ARKANSAS	30/20	38/35	68-55	+13	27-64/20-61	.422/.328	8-26/10-27	.308/.370	6-13/5-8	.462/.625	45/37 +8	13/10	11/13	2/3	6/6	15/16
Iowa State	25/34	34/42	59-76	(17)	19-44/22-51	.432/.431	9-26/8-25	.346/.320	12-17/24-35	.706/.686	35/26 +9	12/10	25/7	1/3	2/9	26/17
Kennesaw State	36/32	19/20	55-52	+3	19-53/19-51	.358/.373	3-17/4-8	.176/.500	14-20/10-18	.700/.556	38/37 +1	10/9	13/17	2/3	10/6	17/18
Oregon State	32/28	37/35	69-63	+6	21-55/24-60	.382/.400	5-17/6-24	.294/.250	22-28/9-14	.786/.643	31/38 (7)	10/11	9/15	3/3	5/5	22/24
Kansas State	27/40	40/42	67-82	(15)	23-48/30-55	.479/.545	9-15/12-24	.600/.500	12-19/10-13	.632/.769	28/26 +2	12/17	14/9	0/2	3/5	19/20
TEMPLE	32/42	45/37	77-79	(2)	26-50/33-64	.520/.516	11-19/9-26	.579/.346	14-20/4-8	.700/.500	38/25 +13	11/18	15/5	1/0	2/8	14/17
UCF	21/27	36/30	64-62	+2	23-63/19-40	.365/.475	12-29/6-20	.414/.300	6-11/18-23	.545/.783	33/32 +1	7/9	10/15	0/8	6/5	21/18
UTA	37/21	28/24	65-45	+20	23-52/18-46	.442/.391	9-25/5-18	.360/.278	10-16/4-11	.625/.364	35/27 +8	10/11	14/21	3/2	8/6	13/13
ORAL ROBERTS	33/26	47/38	80-64	+16	26-54/25-63	.481/.397	12-26/7-21	.462/.333	16-24/7-13	.667/.538	34/38 (4)	10/12	10/13	3/2	3/2	16/23
XAVIER	41/27	30/29	71-56	+15	26-58/19-49	.448/.388	8-23/6-19	.348/.316	11-15/12-21	.733/.571	38/32 +6	12/12	13/17	3/1	9/5	19/16
Illinois	39/35	40/28	79-63	+16	30-58/24-59	.517/.407	11-21/8-29	.524/.276	8-11/7-14	.727/.500	37/31 +6	16/6	16/14	3/1	5/4	21/17
MOREHEAD ST.	45/22	30/39	75-61	+14	25-58/20-50	.431/.400	11-31/4-19	.355/.211	14-16/17-26	.875/.654	35/33 +2	13/7	14/13	2/3	6/3	24/19
TENNESSEE	31/42	32/45	63-87	(24)	21-57/31-58	.368/.534	8-22/7-19	.364/.368	13-20/18-21	.650/.857	29/38 (9)	12/12	15/11	3/6	3/5	19/19
South Carolina	36/42	39/43	75-85	(10)	24-54/25-49	.444/.510	10-23/6-19	.435/.316	17-23/29-35	.739/.829	31/27 +4	11/12	20/16	0/8	3/8	26/24
ALABAMA	26/32	34/38	60-70	(10)	24-57/26-55	.421/.473	7-20/6-18	.350/.333	5-10/12-15	.500/.800	29/37 (8)	10/9	11/10	0/3	1/2	17/15
Texas A&M	36/21	30/22	66-43	+23	25-52/13-50	.481/.260	8-20/4-22	.400/.182	8-10/13-25	.800/.520	39/33 +6	13/9	12/11	1/5	5/8	22/14
Arkansas	34/32	26/40	60-72	(12)	19-42/26-59	.452/.441	10-25/10-25	.400/.400	12-17/10-16	.706/.625	30/29 +1	9/18	24/14	0/0	2/13	21/20
LSU	33/33	38/38	80-86	(6)	24-57/24-68	.421/.353	6-24/9-32	.250/.281	26-33/29-37	.788/.784	43/43 -	7/15	17/13	2/3	6/11	29/27

Note: Game totals are displayed in the format TEAM/OPPONENT for each category

Official Basketball Box Score -- Game Totals -- Final Statistics
Central Arkansas vs Mizzou
11/06/18 7 p.m. at Mizzou Arena

Central Arkansas 55 • 0-1

#	Player	Total			3-Ptr			Rebounds			PF	TP	A	TO	Blk	Stl	Min
		FG-FGA	FG-FGA	FT-FTA	FG-FGA	FG-FGA	FT-FTA	Off	Def	Tot							
00	Shittu, SK	* 1-7	0-1	0-0	1	3	4	1	2	0	2	1	0	0	0	14	
04	Bennett, Khaleem	* 1-4	0-1	1-2	2	0	2	5	3	2	1	0	1	0	22		
15	Koval, Hayden	* 1-7	0-2	1-2	0	3	3	2	3	1	1	0	0	0	30		
25	Unruh, Thatch	* 1-6	1-3	1-2	1	1	2	3	4	2	1	0	0	4	24		
55	Jones, DeAndre	* 5-9	3-3	1-1	0	5	5	3	14	1	4	0	1	0	25		
03	Weidenaar, Aaron	0-4	0-3	0-0	0	1	1	1	0	0	0	1	0	0	10		
14	Kayouloud, Eddy	7-13	4-8	1-1	1	5	6	0	19	0	0	0	0	0	26		
20	Mondesir, Matthew	2-3	0-1	0-0	0	6	6	0	4	4	2	0	0	0	24		
22	Schmit, Tanner	2-6	2-4	0-0	1	3	4	1	6	0	0	0	0	0	14		
24	Chatham, Jared	0-2	0-1	0-0	0	1	1	0	0	0	2	1	0	0	9		
33	Grant, Jordan	0-0	0-0	0-0	0	0	0	0	0	0	0	0	0	0	2		
Team					1	3	4										
Totals		20-61	10-27	5-8	7	31	38	16	55	10	13	3	6	200			

FG % 1st Half: 8-30 26.7% 2nd half: 12-31 38.7% Game: 20-61 32.8%
 3FG % 1st Half: 4-11 36.4% 2nd half: 6-16 37.5% Game: 10-27 37.0%
 FT % 1st Half: 0-0 0.0% 2nd half: 5-8 62.5% Game: 5-8 62.5%

Deadball Rebounds 4,1

Mizzou 68 • 1-0

#	Player	Total			3-Ptr			Rebounds			PF	TP	A	TO	Blk	Stl	Min
		FG-FGA	FG-FGA	FT-FTA	FG-FGA	FG-FGA	FT-FTA	Off	Def	Tot							
04	PICKETT, Javon	* 2-5	2-3	1-2	1	3	4	1	7	1	2	0	1	25			
13	SMITH, Mark	* 6-9	5-8	2-2	0	10	10	2	19	1	1	0	1	26			
15	GEIST, Jordan	* 2-10	0-6	1-2	0	5	5	3	5	3	2	0	1	30			
23	TILMON, Jeremiah	* 8-14	0-0	0-1	4	1	5	4	16	2	2	2	2	26			
24	PURYEAR, Kevin	* 1-7	0-3	0-1	2	8	10	1	2	2	1	0	0	27			
00	WATSON, Torrence	2-6	1-4	0-2	0	2	2	0	5	0	0	0	0	24			
01	PINSON, Xavier	1-5	0-1	0-0	1	0	1	1	2	4	2	0	1	15			
05	SMITH, Mitchell	2-5	0-1	2-2	1	3	4	3	6	0	0	0	0	22			
14	NIKKO, Reed	3-3	0-0	0-1	0	0	0	0	6	0	0	0	0	5			
Team					2	4	4										
Totals		27-64	8-26	6-13	11	34	45	15	68	13	11	2	6	200			

FG % 1st Half: 12-37 32.4% 2nd half: 15-27 55.6% Game: 27-64 42.2%
 3FG % 1st Half: 5-17 29.4% 2nd half: 3-9 33.3% Game: 8-26 30.8%
 FT % 1st Half: 1-3 33.3% 2nd half: 5-10 50.0% Game: 6-13 46.2%

Deadball Rebounds 1

Officials: Anthony Jordan, Gerald Williams, Rusty Phillips
 Technical fouls: Central Arkansas-None. Mizzou-None.
 Attendance: 9436

Score by periods	1st	2nd	Total
Central Arkansas	20	35	55
Mizzou	30	38	68

Last FG - UCA 2nd-00:01, MIZ 2nd-00:42.
 Largest lead - UCA by 2 1st-19:38, MIZ by 17 2nd-16:50.
 UCA led for 01:22. MIZ led for 37:39. Game was tied for 00:48.

Score tied - 1 time.
 Lead changed - 3 times.

Official Basketball Box Score -- Game Totals -- Final Statistics
Missouri vs Iowa State
11/09/18 6:06 p.m. at Hilton Coliseum - Ames, Iowa

Missouri 59 • 1-1

#	Player	Total			3-Ptr			Rebounds			PF	TP	A	TO	Blk	Stl	Min
		FG-FGA	FG-FGA	FT-FTA	FG-FGA	FG-FGA	FT-FTA	Off	Def	Tot							
04	PICKETT, Javon	* 1-3	1-3	2-2	0	1	1	2	5	0	4	0	0	18			
13	SMITH, Mark	* 5-12	3-8	2-3	2	5	7	3	15	0	0	0	1	34			
15	GEIST, Jordan	* 2-5	2-4	0-0	0	1	1	5	6	5	3	0	0	29			
23	TILMON, Jeremiah	* 1-4	0-0	3-4	1	6	7	2	5	2	5	1	0	24			
24	PURYEAR, Kevin	* 3-5	1-1	3-4	0	5	3	10	1	2	0	1	0	29			
00	WATSON, Torrence	3-8	1-6	1-2	0	2	4	8	2	1	0	0	0	23			
01	PINSON, Xavier	1-4	1-4	1-2	0	4	4	2	4	2	4	0	0	16			
03	SUGGS, Ronnie	0-0	0-0	0-0	0	1	1	0	0	0	0	0	0	6			
05	SMITH, Mitchell	3-3	0-0	0-0	1	4	5	3	6	0	4	0	0	16			
14	NIKKO, Reed	0-0	0-0	0-0	1	0	1	2	0	2	0	0	0	5			
Team					1	0	1										
Totals		19-44	9-26	12-17	6	29	35	26	59	12	25	1	2	200			

FG % 1st Half: 10-21 47.6% 2nd half: 9-23 39.1% Game: 19-44 43.2%
 3FG % 1st Half: 4-13 30.8% 2nd half: 5-13 38.5% Game: 9-26 34.6%
 FT % 1st Half: 1-3 33.3% 2nd half: 11-14 78.6% Game: 12-17 70.6%

Deadball Rebounds 2

Iowa State 76 • 2-0

#	Player	Total			3-Ptr			Rebounds			PF	TP	A	TO	Blk	Stl	Min
		FG-FGA	FG-FGA	FT-FTA	FG-FGA	FG-FGA	FT-FTA	Off	Def	Tot							
01	Weiler-Babb, Nick	* 4-9	0-1	8-8	0	3	3	2	16	6	0	0	2	39			
03	Shayok, Marial	* 5-12	2-6	8-9	1	3	4	4	20	1	0	1	0	24			
11	Horton-Tucker, Talen	* 2-8	2-5	6-8	0	3	3	2	12	0	2	0	1	33			
12	Jacobson, Michael	* 6-9	1-2	2-7	3	3	6	1	15	1	3	0	1	33			
22	Haliburton, Tyrese	* 3-6	2-5	0-0	0	3	3	8	2	0	2	4	0	40			
00	Griffin, Zion	2-5	1-4	0-1	1	3	4	1	5	0	0	0	1	15			
04	Condit IV, George	0-0	0-0	0-2	0	0	0	3	0	2	0	0	0	7			
24	Lewis, Terrence	0-2	0-2	0-0	0	0	0	1	0	0	0	0	0	9			
Team					0	3	3										
Totals		22-51	8-25	24-35	5	21	26	17	76	10	7	3	9	200			

FG % 1st Half: 12-29 41.4% 2nd half: 10-22 45.5% Game: 22-51 43.1%
 3FG % 1st Half: 6-15 40.0% 2nd half: 2-10 20.0% Game: 8-25 32.0%
 FT % 1st Half: 4-9 44.4% 2nd half: 20-26 76.9% Game: 24-35 68.6%

Deadball Rebounds 6,1

Officials: Doug Simons, Brent Hampton, Kerby Stiton
 Technical fouls: Missouri-None. Iowa State-None.
 Attendance: 14384
 Fouled out: Missouri: #15 Geist @ 6:20 (2)
 ISU Jacobson Flagrant-1 @ 19:06 (2)

Score by periods	1st	2nd	Total
Missouri	25	34	59
Iowa State	34	42	76

Last FG - MIZ 2nd-01:43, ISU 2nd-01:59.
 Largest lead - MIZ by 4 1st-10:55, ISU by 21 2nd-04:52.
 MIZ led for 08:15. ISU led for 26:55. Game was tied for 04:50.

Score tied - 5 times.
 Lead changed - 4 times.

Official Basketball Box Score -- Game Totals -- Final Statistics
Kennesaw State vs Missouri
11/16/18 4:15 p.m.AST at St. Thomas, U.S. Virgin Islands

Kennesaw State 52 • 1-3

#	Player	Total			3-Ptr			Rebounds			PF	TP	A	TO	Blk	Stl	Min
		FG-FGA	FG-FGA	FT-FTA	FG-FGA	FG-FGA	FT-FTA	Off	Def	Tot							
24	LOCKLEY, Bryson	f 1-5	0-0	3-5	0	2	2	2	5	0	2	0	2	32			
33	JANKOVIC, Kosta	f 5-10	2-2	1-2	3	4	7	2	13	2	4	0	2	34			
04	HOOKER, Tyler	g 4-14	2-6	3-5	0	3	3	2	13	2	3	1	1	33			
05	MBUYAMBA, Isaac	g 0-0	0-0	0-0	2	7	9	2	0	1	1	1	0	20			
11	CLARKE, Kyle	g 5-13	0-0	0-0	1	3	4	4	10	3	2	0	1	29			
00	PARKER, Bobby	1-3	0-0	2-2	2	3	5	0	4	0	2	0	0	18			
13	WASHINGTON, CJ	1-3	0-0	0-2	1	1	2	1	2	1	2	0	0	7			
23	SPENCER, Antonio	0-0	0-0	0-2	1	0	2	1	0	0	1	1	0	14			
45	AGOSTINI, Pietro	2-3	0-0	1-2	0	1	1	4	5	0	0	0	1	14			
Team					2	0	2										
Totals		19-51	4-8	10-18	11	26	37	18	52	9	17	3	6	200			

FG % 1st Half: 13-26 50.0% 2nd half: 6-25 24.0% Game: 19-51 37.3%
 3FG % 1st Half: 3-5 60.0% 2nd half: 1-3 33.3% Game: 4-8 50.0%
 FT % 1st Half: 3-7 42.9% 2nd half: 7-11 63.6% Game: 10-18 55.6%

Deadball Rebounds 3

Missouri 55 • 2-1

#	Player	Total			3-Ptr			Rebounds			PF	TP	A	TO	Blk	Stl	Min
		FG-FGA	FG-FGA	FT-FTA	FG-FGA	FG-FGA	FT-FTA	Off	Def	Tot							
15	GEIST, Jordan	f 1-7	0-3	6-6	0	5	5	0	8	2	3	0	1	32			
23	TILMON, Jeremiah	f 6-14	0-0	0-0	4	5	9	1	12	1	2	2	0	34			
24	PURYEAR, Kevin	c 6-12	1-4	4-6	3	3	6	3	17	0	1	0	1	29			
04	PICKETT, Javon	g 1-4	1-3	0-2	2	2	4	2	3	3	1	0	1	23			
13	SMITH, Mark	g 3-9	1-4	0-0	1	5	6	1	7	2	0	0	1	32			
00	WATSON, Torrence	0-3	0-1	0-0	0	1	1	3	0	0	1	0	1	16			
01	PINSON, Xavier	0-0	0-0	1-2	0	1	1	2	1	0	2	0	0	5			
03	SUGGS, Ronnie	0-2	0-2	1-2	0	0	0	2	1	1	0	0	1	11			
05	SMITH, Mitchell	1-1	0-0	2-2	1	4	5	1	4	1	1	0	1	14			
14	NIKKO, Reed	1-1	0-0	0-0	0	0	0	2	2	0	1	0	1	4			
Team					1	0	1										

Official Basketball Box Score -- Game Totals -- Final Statistics
Missouri vs Kansas State
11/19/18 8:30 p.m.AST at St. Thomas, U.S. Virgin Islands

Missouri 67 • 3-2

#	Player	Total			3-Ptr			Rebounds			PF	TP	A	TO	Blk	Stl	Min	
		FG	FGA	FT	FTA	FG	FGA	FT	FTA	Off								Def
15	GEIST, Jordan	r	7-15	3-4	7-10	2	2	4	0	24	2	4	0	1	31			
23	TILMON, Jeremiah	r	1-2	0-0	0-0	0	4	4	5	2	1	4	0	1	24			
24	PURYEAR, Kevin	r	2-6	1-3	0-0	1	1	2	1	5	1	3	0	0	26			
04	PICKETT, Javon	g	2-4	0-0	1-1	2	2	4	2	4	1	1	0	0	18			
13	SMITH, Mark	g	3-7	2-4	3-6	0	4	4	3	11	4	0	0	1	23			
00	WATSON, Torrence	g	1-3	1-2	0-0	0	2	2	0	3	1	0	0	0	17			
01	PINSON, Xavier	g	4-6	2-2	2-2	0	1	1	3	12	1	1	0	0	23			
03	SUGGS, Ronnie	g	0-1	0-0	0-0	0	1	1	1	0	0	0	0	0	8			
05	SMITH, Mitchell	g	0-0	0-0	0-0	0	0	0	0	0	0	0	0	0	5			
14	NIKKO, Reed	g	3-4	0-0	0-0	1	1	2	1	6	1	0	0	0	18			
55	GUEST, Christian	g	0-0	0-0	0-0	0	0	0	3	0	0	0	0	0	7			
Team						1	2	3										
Totals			23-48	9-15	12-19	8	20	28	19	67	12	14	0	3	200			
FG % 1st Half: 10-24 41.7%		2nd half: 13-24 54.2%		Game: 23-48 47.9%		3FG % 1st Half: 3-7 42.9%		2nd half: 6-8 75.0%		Game: 9-15 60.0%		FT % 1st Half: 4-7 57.1%		2nd half: 8-12 66.7%		Game: 12-19 63.2%		Deadball Rebounds 2.1

Kansas State 82 • 5-0

#	Player	Total			3-Ptr			Rebounds			PF	TP	A	TO	Blk	Stl	Min	
		FG	FGA	FT	FTA	FG	FGA	FT	FTA	Off								Def
14	MAWIEN, Makol	r	3-6	0-0	0-0	3	0	3	4	6	1	0	0	1	11			
20	SNEED, Xavier	r	4-11	3-7	2-3	0	6	6	2	13	1	0	0	1	37			
32	WADE, Dean	r	8-10	4-6	1-1	0	5	5	1	21	4	1	0	0	36			
03	STOKES, Kamau	g	4-9	2-5	0-0	0	1	1	3	10	3	1	0	1	28			
05	BROWN, Barry	g	7-13	1-3	4-4	0	6	6	3	19	6	2	1	1	37			
00	McGURK, Mike	g	0-0	0-0	0-0	0	0	0	0	0	0	0	0	0	7			
01	NEAL-WILLIAMS, Shau	g	0-1	0-0	3-4	1	0	1	0	3	0	0	0	0	5			
02	DIARRA, Cartier	g	3-4	2-3	0-0	0	0	0	4	8	2	2	0	1	20			
21	LOVE, James	g	0-0	0-0	0-0	0	0	0	0	0	0	0	0	0	1			
23	TRICE, Austin	g	0-0	0-0	0-1	1	0	1	1	0	0	0	1	0	7			
24	MCATEE, Pierson	g	0-0	0-0	0-0	0	1	1	0	0	0	0	0	0	1			
34	STOCKARD, Levi	g	1-1	0-0	0-0	0	0	0	2	2	0	2	0	0	9			
45	SHADD, Nigel	g	0-0	0-0	0-0	0	0	0	0	0	0	0	0	0	1			
Team						1	1	2										
Totals			30-55	12-24	10-13	6	20	26	20	82	17	9	2	5	200			
FG % 1st Half: 15-28 53.6%		2nd half: 15-27 55.6%		Game: 30-55 54.5%		3FG % 1st Half: 8-14 57.1%		2nd half: 4-10 40.0%		Game: 12-24 50.0%		FT % 1st Half: 2-3 66.7%		2nd half: 8-10 80.0%		Game: 10-13 76.9%		Deadball Rebounds 1.2

Officials: Wally Rutecki, A.J. Desai, Tim Corner
 Technical fouls: Missouri-None. Kansas State-None.
 Attendance: 2274
 2018 U.S. Virgin Islands Paradise Jam Basketball Tournament
 CHAMPIONSHIP GAME
 PRESENTED BY BASKETBALL TRAVELERS

Score by periods	1st	2nd	Total
Missouri	27	40	67
Kansas State	40	42	82

Last FG - MIZ 2nd-00:40, KS 2nd-02:21.
 Largest lead - MIZ None, KS by 22 2nd-12:50.
 MIZ led for 00:00. KS led for 36:28. Game was tied for 03:32.

Official Basketball Box Score -- Game Totals -- Final Statistics
UCF vs Mizzou
12/02/18 2 PM at Mizzou Arena

UCF 62 • 6-2

#	Player	Total			3-Ptr			Rebounds			PF	TP	A	TO	Blk	Stl	Min
		FG	FGA	FT	FTA	FG	FGA	FT	FTA	Off							
01	Taylor, B.J.	*	2-10	1-7	7-7	0	2	2	4	12	4	3	0	0	32		
02	Allen, Terrell	*	2-5	1-3	1-2	1	2	3	3	6	4	1	0	1	38		
15	Dawkins, Aubrey	*	6-9	4-7	6-6	1	3	4	4	22	0	3	0	2	39		
24	Fall, Tacko	*	3-3	0-0	3-3	2	2	4	2	6	0	3	6	0	37		
35	Smith, Collin	*	4-7	0-1	3-3	1	3	4	3	11	0	1	0	1	28		
04	DeJesus, Ceasar	*	0-0	0-0	1-2	0	3	3	0	1	0	0	0	0	6		
10	Griffin, Dayon	*	1-3	0-2	0-0	0	2	2	1	2	1	1	0	1	19		
20	Bertz, Frank	*	0-0	0-0	0-0	0	0	0	0	0	0	0	0	0	2		
21	Brown, Chad	*	1-3	0-0	0-0	2	6	8	1	2	0	1	2	0	24		
Team						0	2	2									
Totals			19-40	6-20	18-23	7	25	32	18	62	9	15	8	5	225		
FG % 1st Half: 7-15 46.7%		2nd half: 11-20 55.0%		OT: 1-5 20.0%		Game: 19-40 47.5%		3FG % 1st Half: 0-5 0.0%		2nd half: 5-10 50.0%		OT: 1-5 20.0%		Game: 6-20 30.0%		Deadball Rebounds 3	
FT % 1st Half: 13-18 72.2%		2nd half: 3-3 100.0%		OT: 2-2 100.0%		Game: 18-23 78.3%											

Mizzou 64 • 4-3

#	Player	Total			3-Ptr			Rebounds			PF	TP	A	TO	Blk	Stl	Min
		FG	FGA	FT	FTA	FG	FGA	FT	FTA	Off							
04	PICKETT, Javon	*	6-15	1-5	0-1	3	1	4	2	13	3	2	0	2	39		
13	SMITH, Mark	*	2-8	2-7	2-4	2	1	3	3	8	1	3	0	0	40-		
05	GEIST, Jordan	*	6-12	5-8	1-2	2	3	5	2	18	1	0	0	3	40-		
23	TILMON, Jeremiah	*	4-6	0-0	2-2	0	1	1	2	10	1	1	0	0	29		
24	PURYEAR, Kevin	*	0-6	0-2	0-0	1	3	4	1	0	1	0	0	0	26		
00	WATSON, Torrence	*	0-0	0-0	0-0	1	0	1	1	0	0	1	0	0	2		
01	PINSON, Xavier	*	2-3	2-3	0-0	2	2	4	3	6	0	0	0	0	6		
03	SUGGS, Ronnie	*	0-4	0-2	0-0	0	0	0	1	0	0	0	0	0	8		
05	SMITH, Mitchell	*	3-8	2-2	1-2	4	3	7	5	9	0	1	0	1	23		
14	NIKKO, Reed	*	0-1	0-0	0-0	0	1	1	1	0	0	2	0	0	12		
Team						2	1	3									
Totals			23-63	12-29	6-11	17	16	33	21	64	7	10	0	6	225		
FG % 1st Half: 7-30 23.3%		2nd half: 14-26 53.8%		OT: 2-7 28.6%		Game: 23-63 36.5%		3FG % 1st Half: 4-13 30.8%		2nd half: 7-12 58.3%		OT: 1-4 25.0%		Game: 12-29 41.4%		Deadball Rebounds 3	
FT % 1st Half: 3-6 50.0%		2nd half: 1-2 50.0%		OT: 2-3 66.7%		Game: 6-11 54.5%											

Officials: Doug Shows, Pat Adams, Lee Cassell
 Technical fouls: UCF-None. Mizzou-None.
 Attendance:

Score by periods	1st	2nd	OT	Total
UCF	27	30	5	62
Mizzou	21	36	7	64

Last FG - UCF OT-03:32, MIZ OT-01:35.
 Largest lead - UCF by 8 1st-00:18, MIZ by 8 1st-12:01.
 UCF led for 18:32. MIZ led for 18:01. Game was tied for 08:27.

Official Basketball Box Score -- Game Totals -- Final Statistics
Temple vs Mizzou
11/27/18 8 p.m. at Mizzou Arena

Temple 79 • 6-1

#	Player	Total			3-Ptr			Rebounds			PF	TP	A	TO	Blk	Stl	Min	
		FG	FGA	FT	FTA	FG	FGA	FT	FTA	Off								Def
01	Rose,Quinton	*	8-17	1-6	1-3	0	1	1	1	18	3	1	0	4	36			
10	Alston, Jr., Shizz	*	5-17	2-8	3-5	0	0	0	0	15	6	0	0	1	34			
15	Pierre-Louis, Nate	*	3-7	1-4	0-0	0	2	2	3	7	1	1	0	0	25			
22	Perry, DeVondre	*	4-5	3-4	0-0	0	4	4	2	11	1	0	0	2	32			
24	Aflakpui, Ernest	*	4-7	0-0	0-0	5	7	12	4	8	2	1	0	0	25			
00	Moore II, Alani	*	2-4	1-3	0-0	0	0	0	1	5	4	1	0	0	22			
04	Moorman II, J.P.	*	2-2	1-1	0-0	0	0	0	2	5	1	0	0	1	13			
23	Moore, Damien	*	5-5	0-0	0-0	1	2	3	4	10	0	1	0	0	13			
Team						2	1	3										
Totals			33-64	9-26	4-8	8	17	25	17	79	18	5	0	8	200			
FG % 1st Half: 18-39 46.2%		2nd half: 15-25 60.0%		Game: 33-64 51.6%		3FG % 1st Half: 6-18 33.3%		2nd half: 3-8 37.5%		Game: 9-26 34.6%		FT % 1st Half: 0-0 0.0%		2nd half: 4-8 50.0%		Game: 4-8 50.0%		Deadball Rebounds 0

Mizzou 77 • 3-3

#	Player	Total			3-Ptr			Rebounds			PF	TP	A	TO	Blk	Stl	Min
		FG	FGA	FT	FTA	FG	FGA	FT	FTA								

Official Basketball Box Score -- Game Totals -- Final Statistics
Oral Roberts vs Mizou
12/07/18 6 p.m. at Mizou Arena

Oral Roberts 64 • 3-9

#	Player	Total		3-Ptr		Rebounds			PF	TP	A	TO	Blk	Stl	Min		
		FG	FGA	FG	FGA	FT	FTA	Off								Def	Tot
10	Kearns, Sam	2	3	2	2	0	0	1	2	3	4	6	1	2	0	1	25
14	Weaver, DeShang	5	14	4	11	0	0	1	2	3	1	14	0	1	1	0	21
21	Smith, Kerwin	1	2	0	0	0	0	1	2	3	2	2	1	1	0	0	15
22	Lacis, Francis	0	4	0	3	0	0	2	4	6	4	0	2	0	1	0	22
23	Nzekwesti, Emmanuel	8	15	0	0	1	4	3	3	6	2	17	2	2	0	0	30
03	Malone, Kaelen	1	7	0	1	0	2	0	2	2	4	2	5	2	0	0	22
11	Jurgens, Carlos	0	2	0	2	0	0	0	0	0	1	0	0	3	0	1	13
13	Saunders, Aidan	5	9	1	2	1	1	3	2	5	0	12	1	2	0	0	26
33	Ahmedic, Emir	1	2	0	0	5	6	3	7	10	2	7	0	0	0	0	15
34	Miller, Chris	2	5	0	0	0	0	0	0	0	3	4	0	0	0	0	11
	Team																
Totals		25	63	7	21	7	13	14	24	38	23	64	12	13	2	2	200

FG % 1st Half: 9-31 29.0% 2nd half: 16-32 50.0% Game: 25-63 39.7%
 3FG % 1st Half: 2-8 25.0% 2nd half: 5-13 38.5% Game: 7-21 33.3%
 FT % 1st Half: 6-10 60.0% 2nd half: 1-3 33.3% Game: 7-13 53.8%

Deadball Rebounds 4.1

Mizzou 80 • 6-3

#	Player	Total		3-Ptr		Rebounds			PF	TP	A	TO	Blk	Stl	Min		
		FG	FGA	FG	FGA	FT	FTA	Off								Def	Tot
04	PICKETT, Javon	1	5	1	3	0	0	0	3	3	1	3	1	0	2	1	19
13	SMITH, Mark	4	8	3	6	3	4	0	5	5	1	14	0	1	0	0	25
15	GEIST, Jordan	4	8	1	4	3	3	1	4	5	0	12	2	2	0	1	27
23	TILMON, Jeremiah	5	8	0	0	2	6	3	3	6	4	12	1	2	0	0	16
24	PURYEAR, Kevin	4	8	0	2	4	5	1	2	3	1	12	1	1	0	0	24
00	WATSON, Torrence	4	5	4	4	0	0	1	0	1	2	12	0	0	0	0	22
01	PINSON, Xavier	3	7	3	5	2	2	0	1	1	0	11	4	0	0	0	25
02	SANTOS, K.J.	0	1	0	0	0	0	1	1	0	0	0	0	2	0	1	11
03	SUGGS, Ronnie	0	0	0	0	2	4	0	0	0	0	2	0	0	0	0	2
05	SMITH, Mitchell	0	3	0	2	0	2	3	5	3	0	0	1	0	0	0	14
10	YERKES, Evan	0	0	0	0	0	0	0	0	0	0	0	1	0	0	0	2
14	NIKKO, Reed	1	1	0	0	0	0	1	1	4	2	0	1	1	0	0	9
25	FORD, Brooks	0	0	0	0	0	0	0	0	0	0	0	0	0	0	0	2
32	WOLF, Adam	0	0	0	0	0	0	0	0	0	0	0	0	0	0	0	2
	Team																
Totals		26	54	12	26	16	24	9	25	34	16	80	10	10	3	3	200

FG % 1st Half: 11-26 42.3% 2nd half: 15-28 53.6% Game: 26-54 48.1%
 3FG % 1st Half: 5-13 38.5% 2nd half: 7-13 53.8% Game: 12-26 46.2%
 FT % 1st Half: 6-8 75.0% 2nd half: 10-16 62.5% Game: 16-24 66.7%

Deadball Rebounds 3

Officials: Olandis Poole, John Hampton, Robert Felder
 Technical fouls: Oral Roberts-Miller, Chris. Mizou-TILMON, Jeremiah.
 Attendance: 9813

Score by periods	1st	2nd	Total
Oral Roberts	26	38	64
Mizzou	33	47	80

Points	In Paint	Off	2nd Chance	Fast Break	Bench
ORU	22	5	12	4	25
MIZ	26	18	11	4	27

Last FG - ORU 2nd-00:03, MIZ 2nd-02:54.
 Largest lead - ORU by 2 1st-17:44, MIZ by 29 2nd-02:54.
 ORU led for 00:28. MIZ led for 37:16. Game was tied for 02:16.

Score tied - 1 time.
 Lead changed - 1 time.

Official Basketball Box Score -- Game Totals -- Final Statistics
Xavier vs Mizou
12/18/18 6 p.m. at Mizou Arena

Xavier 56 • 7-5

#	Player	Total		3-Ptr		Rebounds			PF	TP	A	TO	Blk	Stl	Min		
		FG	FGA	FG	FGA	FT	FTA	Off								Def	Tot
00	JONES, Tyrique	3	4	0	0	1	4	2	3	5	3	7	0	4	0	0	16
01	SCRUGGS, Paul	1	7	1	2	3	4	1	2	3	4	6	2	4	0	0	35
02	CASTLIN, Kyle	2	4	0	2	0	0	2	0	2	0	4	0	0	0	0	24
03	GOODIN, Quentin	6	10	3	5	6	8	0	3	3	4	21	6	3	0	3	39
13	MARSHALL, Naji	2	10	0	3	1	3	10	11	3	5	2	3	0	0	0	36
04	HARDEN, Elias	0	0	0	0	0	0	0	0	0	0	0	0	2	0	0	3
11	KENNEDY, Keonte	1	6	1	4	0	0	0	0	0	0	3	0	0	0	0	15
32	WELAGE, Ryan	1	3	1	3	0	0	0	0	0	0	3	1	0	0	0	8
35	HANKINS, Zach	3	5	0	0	1	2	1	3	4	2	7	1	1	1	2	24
	Team																
Totals		19	49	6	19	12	21	8	24	32	16	56	12	17	1	5	200

FG % 1st Half: 11-26 42.3% 2nd half: 8-23 34.8% Game: 19-49 38.8%
 3FG % 1st Half: 3-11 27.3% 2nd half: 3-8 37.5% Game: 6-19 31.6%
 FT % 1st Half: 2-4 50.0% 2nd half: 10-17 58.8% Game: 12-21 57.1%

Deadball Rebounds 4

Mizzou 71 • 7-3

#	Player	Total		3-Ptr		Rebounds			PF	TP	A	TO	Blk	Stl	Min		
		FG	FGA	FG	FGA	FT	FTA	Off								Def	Tot
04	PICKETT, Javon	3	9	2	6	0	0	0	0	0	3	8	0	0	0	0	20
13	SMITH, Mark	5	12	3	7	0	0	1	5	6	3	13	1	1	0	1	31
15	GEIST, Jordan	4	11	1	4	4	7	2	5	7	2	13	2	1	0	3	32
23	TILMON, Jeremiah	0	15	0	0	3	4	3	7	10	3	23	1	2	1	0	33
24	PURYEAR, Kevin	1	3	1	2	2	2	2	3	5	2	5	3	3	0	1	29
00	WATSON, Torrence	1	3	1	3	0	0	2	2	2	1	3	0	1	1	0	21
01	PINSON, Xavier	1	4	0	1	0	0	3	3	6	2	2	5	4	0	2	16
05	SMITH, Mitchell	0	0	0	0	2	2	0	1	1	1	2	0	1	1	0	12
14	NIKKO, Reed	1	1	0	0	0	0	0	0	0	2	2	0	0	0	0	6
	Team																
Totals		26	58	8	23	11	15	11	27	38	19	71	12	13	3	9	200

FG % 1st Half: 16-30 53.3% 2nd half: 10-28 35.7% Game: 26-58 44.8%
 3FG % 1st Half: 6-15 40.0% 2nd half: 2-8 25.0% Game: 8-23 34.8%
 FT % 1st Half: 3-4 75.0% 2nd half: 8-11 72.7% Game: 11-15 73.3%

Deadball Rebounds 1

Officials: Terry Oglesby, Keith Kimble, Lamar Simpson
 Technical fouls: Xavier-None. Mizou-None.
 Attendance: 9785

Score by periods	1st	2nd	Total
Xavier	27	29	56
Mizzou	41	30	71

Points	In Paint	Off	2nd Chance	Fast Break	Bench
XU	26	14	10	4	13
MIZ	32	16	10	10	9

Last FG - XU 2nd-01:00, MIZ 2nd-01:51.
 Largest lead - XU by 6 1st-14:28, MIZ by 29 2nd-08:47.
 XU led for 04:06. MIZ led for 34:55. Game was tied for 00:59.

Score tied - 0 times.
 Lead changed - 2 times.

Official Basketball Box Score -- Game Totals -- Final Statistics
Mizzou vs Illinois
12/22/18 7:00 pm at

Mizzou 79 • 8-3

#	Player	Total		3-Ptr		Rebounds			PF	TP	A	TO	Blk	Stl	Min		
		FG	FGA	FG	FGA	FT	FTA	Off								Def	Tot
23	TILMON, Jeremiah	7	11	0	0	2	3	9	12	3	16	0	3	2	0	28	
24	PURYEAR, Kevin	3	5	2	2	0	2	1	2	3	4	8	4	2	0	0	30
04	PICKETT, Javon	7	8	2	2	0	1	3	4	3	16	1	2	0	0	29	
13	SMITH, Mark	2	8	1	3	0	0	6	6	3	5	1	1	1	1	35	
15	GEIST, Jordan	6	15	4	8	4	4	0	6	6	3	20	7	2	0	1	36
00	WATSON, Torrence	1	4	1	4	0	0	1	1	0	3	0	3	0	1	0	16
01	PINSON, Xavier	2	5	1	2	2	0	1	0	1	3	7	2	2	0	2	10
02	SANTOS, K.J.	0	0	0	0	0	0	0	0	0	0	0	0	0	0	0	1
05	SMITH, Mitchell	1	1	0	0	0	0	0	0	0	0	2	0	1	0	0	6
14	NIKKO, Reed	1	1	0	0	0	0	2	2	2	2	1	1	0	1	9	
	Team																
Totals		30	58	11	21	8	11	8									

Official Basketball Box Score -- Game Totals -- Final Statistics
Tennessee vs Mizou
01/08/19 6 p.m. at Mizou Arena

Tennessee 87 • 13-1 (2-0)

##	Player	Total			3-Ptr			Rebounds			PF	TP	A	TO	Blk	Stl	Min
		FG-FGA	FG-FGA	FT-FTA	Off	Def	Tot	Off	Def	Tot							
00	Bone, Jordan	* 5-10	2-5	5-6	1	4	5	0	17	5	0	1	1	1	35		
02	Williams, Grant	* 1-8	0-2	2-2	0	1	1	5	4	1	0	0	0	22			
05	Schofield, Admiral	* 6-11	1-3	3-5	1	8	9	3	16	4	5	0	2	31			
11	Alexander, Kyle	* 6-8	0-0	2-2	7	10	17	0	14	1	2	3	1	32			
35	Pons, Yves	* 1-2	1-1	0-0	0	0	0	1	3	0	1	0	0	9			
01	Turner, Lamonte	3-5	3-4	0-0	0	2	2	5	9	1	2	0	0	29			
10	Fulkerson, John	2-2	0-0	0-0	0	1	1	3	4	0	0	1	0	11			
15	Walker, Derrick	0-0	0-0	0-0	0	0	0	1	0	0	0	0	0	5			
23	Bowden, Jordan	7-12	0-4	6-6	0	1	1	0	20	0	1	1	1	26			
	Team				2	0	2	1									
	Totals	31-58	7-19	18-21	11	27	38	19	87	12	11	6	5	200			

FG % 1st Half: 13-27 48.1% 2nd half: 18-31 58.1% Game: 31-58 53.4% Deadball Rebounds 1
 3FG % 1st Half: 5-11 45.5% 2nd half: 2-8 25.0% Game: 7-19 36.8%
 FT % 1st Half: 11-12 91.7% 2nd half: 7-9 77.8% Game: 18-21 85.7%

Mizzou 63 • 9-4 (0-1)

##	Player	Total			3-Ptr			Rebounds			PF	TP	A	TO	Blk	Stl	Min
		FG-FGA	FG-FGA	FT-FTA	Off	Def	Tot	Off	Def	Tot							
04	PICKETT, Javon	* 3-8	1-3	0-0	1	2	3	3	7	0	2	0	1	22			
13	SMITH, Mark	* 3-8	2-3	0-0	1	4	5	3	8	2	1	0	0	25			
15	GEIST, Jordan	* 3-10	2-8	4-4	2	2	4	0	12	5	1	0	1	29			
23	TILMON, Jeremiah	* 1-4	0-0	1-2	0	1	1	5	3	1	3	1	0	9			
24	PURYEAR, Kevin	* 4-9	1-2	0-1	3	2	5	2	9	1	2	0	0	22			
00	WATSON, Torrence	0-2	0-1	1-2	1	0	1	2	1	1	1	0	0	26			
01	PINSON, Xavier	3-7	1-2	7-8	2	0	2	1	14	0	0	0	0	20			
02	SANTOS, K.J.	3-7	1-3	0-0	0	3	3	1	7	1	1	0	0	26			
03	SUGGS, Ronnie	0-0	0-0	0-0	0	0	0	0	0	0	0	0	0	1			
05	SMITH, Mitchell	0-1	0-0	0-0	0	0	0	0	0	1	0	1	0	5			
14	NIKKO, Reed	1-1	0-0	0-1	0	0	0	2	2	0	3	1	1	15			
	Team				3	2	5	1									
	Totals	21-57	8-22	13-20	13	16	29	19	63	12	15	3	3	200			

FG % 1st Half: 10-28 35.7% 2nd half: 11-29 37.9% Game: 21-57 36.8% Deadball Rebounds 3,2
 3FG % 1st Half: 5-14 35.7% 2nd half: 3-8 37.5% Game: 8-22 36.4%
 FT % 1st Half: 6-9 66.7% 2nd half: 7-11 63.6% Game: 13-20 65.0%

Officials: Doug Shows, Vladimir Voyard-Tadal, Lee Cassell
 Technical fouls: Tennessee-TEAM. Mizou-TILMON, Jeremiah.
 Attendance: 10165

Score by periods	1st	2nd	Total
Tennessee	42	45	87
Mizzou	31	32	63

	In	Off	2nd	Fast	Bench
Points	40	22	12	12	33
UT	24	12	17	0	24
MIZ					

Last FG - UT 2nd-00:11, MIZ 2nd-02:34.
 Largest lead - UT by 24 2nd-00:11, MIZ by 9 1st-10:49.
 UT led for 25:08. MIZ led for 12:37. Game was tied for 02:15.

Official Basketball Box Score -- Game Totals -- Final Statistics
Alabama vs Mizou
01/16/19 8 p.m. at Mizou Arena

Alabama 70 • 11-5 (2-2)

##	Player	Total			3-Ptr			Rebounds			PF	TP	A	TO	Blk	Stl	Min
		FG-FGA	FG-FGA	FT-FTA	Off	Def	Tot	Off	Def	Tot							
00	Hall, Donta	* 6-10	0-0	0-0	2	9	11	1	12	1	1	2	1	30			
02	Lewis Jr., Kira	* 3-7	1-3	2-2	0	2	2	1	9	1	2	0	0	25			
10	Jones, Herbert	* 2-3	0-0	0-0	0	1	1	4	4	2	1	0	0	18			
12	Ingram, Dazon	* 2-4	1-2	4-4	0	2	2	3	9	3	0	0	1	25			
34	Mack, Tevin	* 1-4	0-2	1-2	0	4	4	3	3	1	1	1	0	11			
01	Norris, Riley	0-1	0-1	3-5	0	0	0	0	3	0	0	0	0	15			
03	Reese, Alex	3-7	1-2	0-0	2	3	5	1	7	0	1	0	0	16			
05	Johnson Jr, Avery	5-10	2-5	2-2	0	3	3	1	14	0	0	0	0	18			
23	Petty, John	2-5	1-3	0-0	0	3	3	0	5	1	1	0	0	25			
30	Smith, Galin	2-4	0-0	0-0	2	0	2	1	4	0	3	0	0	17			
	Team				3	1	4										
	Totals	26-55	6-18	12-15	9	28	37	15	70	9	10	3	2	200			

FG % 1st Half: 13-30 43.3% 2nd half: 13-25 52.0% Game: 26-55 47.3% Deadball Rebounds 2
 3FG % 1st Half: 3-11 27.3% 2nd half: 3-7 42.9% Game: 6-18 33.3%
 FT % 1st Half: 3-4 75.0% 2nd half: 9-11 81.8% Game: 12-15 80.0%

Mizzou 60 • 9-6 (0-3)

##	Player	Total			3-Ptr			Rebounds			PF	TP	A	TO	Blk	Stl	Min
		FG-FGA	FG-FGA	FT-FTA	Off	Def	Tot	Off	Def	Tot							
04	PICKETT, Javon	* 6-15	1-3	0-0	2	0	2	4	13	1	1	0	1	37			
13	SMITH, Mark	* 4-11	4-9	1-1	1	7	8	1	13	3	1	0	0	32			
15	GEIST, Jordan	* 4-11	0-5	1-2	0	2	2	2	9	3	1	0	0	33			
23	TILMON, Jeremiah	* 3-6	0-0	2-4	3	4	7	2	8	0	3	0	0	27			
24	PURYEAR, Kevin	* 1-4	0-0	0-0	1	3	4	4	2	1	1	0	0	18			
00	WATSON, Torrence	2-5	0-1	1-1	0	0	0	2	5	0	1	0	0	16			
01	PINSON, Xavier	1-1	1-1	0-0	0	0	0	1	3	1	2	0	0	10			
02	SANTOS, K.J.	1-2	0-0	0-2	0	3	3	1	2	0	0	0	0	12			
03	SUGGS, Ronnie	0-0	0-0	0-0	0	0	0	0	0	0	0	0	0	3			
05	SMITH, Mitchell	1-1	1-1	0-0	0	0	0	0	3	1	0	0	0	5			
14	NIKKO, Reed	1-1	0-0	0-0	1	1	2	0	2	0	0	0	0	7			
	Team				0	1	1										
	Totals	24-57	7-20	5-10	8	21	29	17	60	10	11	0	1	200			

FG % 1st Half: 10-28 35.7% 2nd half: 14-29 48.3% Game: 24-57 42.1% Deadball Rebounds 2
 3FG % 1st Half: 6-13 46.2% 2nd half: 1-7 14.3% Game: 7-20 35.0%
 FT % 1st Half: 0-0 0.0% 2nd half: 5-10 50.0% Game: 5-10 50.0%

Officials: Michael Stephens, Wil Howard, Gerald Williams
 Technical fouls: Alabama-None. Mizou-None.
 Attendance: 8530

Score by periods	1st	2nd	Total
Alabama	32	38	70
Mizzou	26	34	60

	In	Off	2nd	Fast	Bench
Points	40	9	11	6	33
UA	30	6	4	4	15
MIZ					

Last FG - UA 2nd-02:24, MIZ 2nd-00:30.
 Largest lead - UA by 13 2nd-18:03, MIZ by 3 1st-19:35.
 UA led for 35:43. MIZ led for 02:02. Game was tied for 02:15.

Official Basketball Box Score -- Game Totals -- Final Statistics
Mizzou vs South Carolina
1/13/19 1 p.m. ET at Columbia, S.C.

Mizzou 75 • 9-5, 0-2 SEC

##	Player	Total			3-Ptr			Rebounds			PF	TP	A	TO	Blk	Stl	Min
		FG-FGA	FG-FGA	FT-FTA	Off	Def	Tot	Off	Def	Tot							
23	TILMON, Jeremiah	f 2-5	0-0	0-0	0	0	0	5	4	0	2	0	0	13			
24	PURYEAR, Kevin	f 3-7	1-1	2-3	3	1	4	4	9	0	2	0	0	20			
04	PICKETT, Javon	g 7-11	3-4	4-4	2	0	2	3	21	2	0	0	2	32			
13	SMITH, Mark	g 3-7	3-6	5-5	1	3	4	3	14	2	3	0	1	32			
15	GEIST, Jordan	g 5-12	1-6	3-6	0	1	1	2	14	5	4	0	0	35			
00	WATSON, Torrence	2-7	2-5	1-2	1	5	6	2	7	0	2	0	0	25			
01	PINSON, Xavier	0-0	0-0	0-0	1	0	0	1	0	1	2	0	0	5			
02	SANTOS, K.J.	1-3	0-1	0-0	1	1	2	3	2	1	1	0	0	20			
03	SUGGS, Ronnie	0-0	0-0	0-0	1	0	1	1	0	0	0	0	0	1			
05	SMITH, Mitchell	0-0	0-0	0-0	0	0	0	0	0	0	1	0	0	3			
14	NIKKO, Reed	1-2	0-0	2-3	2	2	4	3	4	0	2	0	0	14			
	Team				4	2	6										
	Totals	24-54	10-23	17-23	16	15	31	26	75	11	20	0	3	200			

FG % 1st Half: 14-27 51.9% 2nd half: 10-27 37.0% Game: 24-54 44.4% Deadball Rebounds 3,1
 3FG % 1st Half: 7-11 63.6% 2nd half: 3-12 25.0% Game: 10-23 43.5%
 FT % 1st Half: 1-4 25.0% 2nd half: 16-19 84.2% Game: 17-23 73.9%

South Carolina 85 • 8-7, 3-0 SEC

##	Player	Total			3-Ptr			Rebounds			PF	TP	A	TO	Blk	Stl	Min
		FG-FGA	FG-FGA	FT-FTA	Off	Def	Tot	Off	Def	Tot							
21	KOTSAR, Majk	f 1-2	0-0	2-3	5												

Missouri 60 • 10-7, 1-4 SEC

#	Player	Total			3-Ptr			Rebounds			PF	TP	A	TO	Blk	Stl	Min
		FG-FGA	FG-FGA	FT-FTA	FG-FGA	FG-FGA	FT-FTA	Off	Def	Tot							
23	TILMON, Jeremiah	f	4-5	0-0	1-3	2	3	5	5	9	2	4	0	0	0	27	
24	PURYEAR, Kevin	f	2-8	1-5	2-2	1	3	4	1	7	0	1	0	0	0	26	
04	PICKETT, Javon	g	0-1	0-1	0-0	0	0	0	1	0	0	2	0	0	0	10	
13	SMITH, Mark	g	8-14	6-11	0-0	0	7	7	2	22	0	2	0	1	37		
15	GEIST, Jordan	g	2-6	1-4	2-3	1	5	6	1	7	4	5	0	0	35		
00	WATSON, Torrence		0-0	0-0	2-2	0	0	0	2	2	0	2	0	0	8		
01	PINSON, Xavier		2-4	1-2	3-4	0	2	2	1	8	2	4	0	0	21		
02	SANTOS, K.J.		0-1	0-0	0-1	0	4	4	2	0	0	1	0	0	20		
03	SUGGS, Ronnie		1-3	1-2	2-2	0	1	1	2	5	0	2	0	0	12		
14	NIKKO, Reed		0-0	0-0	0-0	0	0	0	4	0	1	0	0	1	4		
	Team					0	1	1			1						
	Totals		19-42	10-25	12-17	4	26	30	21	60	9	24	0	2	200		
	FG % 1st Half:	12-27	44.4%	2nd half:	7-15	46.7%	Game:	19-42	45.2%							Deadball	
	3FG % 1st Half:	5-15	33.3%	2nd half:	5-10	50.0%	Game:	10-25	40.0%							Rebounds	
	FT % 1st Half:	5-6	83.3%	2nd half:	7-11	63.6%	Game:	12-17	70.6%							2,3	

Arkansas 72 • 11-7, 2-4 SEC

#	Player	Total			3-Ptr			Rebounds			PF	TP	A	TO	Blk	Stl	Min
		FG-FGA	FG-FGA	FT-FTA	FG-FGA	FG-FGA	FT-FTA	Off	Def	Tot							
02	Adrio Bailey	f	0-2	0-0	1-2	0	0	0	2	1	0	0	0	0	0	8	
10	Daniel Gafford	f	6-9	0-0	1-5	4	6	10	0	13	1	0	0	2	35		
01	Isaiah Joe	g	8-13	7-12	0-0	0	1	1	2	23	2	2	0	3	33		
05	Jalen Harris	g	3-7	0-2	4-4	0	2	2	3	10	6	0	0	3	32		
13	Mason Jones	g	2-10	2-8	0-0	0	4	4	3	6	1	5	0	1	26		
00	Desi Sills		3-5	0-0	2-3	2	1	3	3	8	1	3	0	1	20		
11	K. Embery-Simpson		1-4	1-2	2-2	0	1	1	0	5	2	1	0	0	14		
22	Gabe Osabuohien		0-2	0-1	0-0	0	2	2	3	0	1	1	0	1	9		
35	Reggie Chaney		3-7	0-0	0-0	2	4	6	4	6	4	1	0	2	23		
	Team					0	0	0			1						
	Totals		26-59	10-25	10-16	8	21	29	20	72	18	14	0	13	200		
	FG % 1st Half:	12-32	37.5%	2nd half:	14-27	51.9%	Game:	26-59	44.1%							Deadball	
	3FG % 1st Half:	3-12	25.0%	2nd half:	7-13	53.8%	Game:	10-25	40.0%							Rebounds	
	FT % 1st Half:	5-8	62.5%	2nd half:	5-8	62.5%	Game:	10-16	62.5%							2,1	

Officials: Anthony Jordan, Ted Valentine, Patrick Evans
 Technical fouls: Missouri-None. Arkansas-None.
 Attendance: 13881
 Tickets Scanned: 7,198
 Fouled out: Missouri #23, Tilmon (3:32 2H)

Score by periods	1st	2nd	Total
Missouri	34	26	60
Arkansas	32	40	72

Last FG - MIZ 2nd-05:04, AR 2nd-02:38.
 Largest lead - MIZ by 13 1st-11:12, AR by 12 2nd-01:26.
 MIZ led for 20:13. AR led for 19:21. Game was tied for 00:26.

Points	In	Off	2nd	Fast	Bench
	Paint	T/O	Chance	Break	
MIZ	16	13	9	4	15
AR	30	27	10	18	19

Score tied - 0 times.
 Lead changed - 5 times.

Official Basketball Box Score -- Game Totals -- Final Statistics
 LSU vs Mizzou
 01/26/19 5 PM at Mizzou Arena

LSU 86 • 16-3 (6-0)

#	Player	Total			3-Ptr			Rebounds			PF	TP	A	TO	Blk	Stl	Min
		FG-FGA	FG-FGA	FT-FTA	FG-FGA	FG-FGA	FT-FTA	Off	Def	Tot							
00	REID, Naz	*	2-12	1-4	9-9	3	5	8	4	14	0	3	0	1	28		
03	WATERS, Tremont	*	4-17	2-9	3-4	0	3	3	3	13	9	2	0	3	36		
04	MAYS, Skylar	*	6-12	2-6	10-12	0	2	2	1	24	1	0	0	1	39		
11	BIGBY-WILLIAMS, K.	*	2-3	0-0	3-5	2	3	5	4	7	0	2	2	0	20		
14	TAYLOR, Marlon	*	3-6	0-1	1-2	1	5	6	5	7	1	2	0	1	35		
01	SMART, Ja'vonte		4-11	4-9	2-2	1	5	6	2	14	3	2	0	4	33		
22	DAYS, Darius		0-2	0-2	0-0	2	1	3	5	0	1	1	1	1	8		
24	WILLIAMS, Emmitt		3-5	0-1	1-3	3	2	5	3	7	0	1	0	0	26		
	Team					2	3	5									
	Totals		24-68	9-32	29-37	14	29	43	27	86	15	13	3	11	225		
	FG % 1st Half:	10-29	34.5%	2nd half:	10-31	32.3%	OT:	4-8	50.0%	Game:	24-68	35.3%				Deadball	
	3FG % 1st Half:	2-11	18.2%	2nd half:	5-15	33.3%	OT:	2-6	33.3%	Game:	9-32	28.1%				Rebounds	
	FT % 1st Half:	11-14	78.6%	2nd half:	13-17	76.5%	OT:	5-6	83.3%	Game:	29-37	78.4%				4	

Mizzou 80 • 10-8 (1-5)

#	Player	Total			3-Ptr			Rebounds			PF	TP	A	TO	Blk	Stl	Min
		FG-FGA	FG-FGA	FT-FTA	FG-FGA	FG-FGA	FT-FTA	Off	Def	Tot							
00	WATSON, Torrence	*	0-2	0-1	0-0	0	0	0	0	0	0	0	0	0	17		
04	PICKETT, Javon	*	5-12	1-7	2-2	0	3	3	3	13	2	1	0	1	36		
15	GEIST, Jordan	*	7-14	3-7	8-10	3	8	11	4	25	2	4	0	2	40-		
23	TILMON, Jeremiah	*	5-8	0-0	5-6	2	4	6	4	15	0	1	0	0	35		
24	PURYEAR, Kevin	*	1-7	0-2	0-1	2	5	7	4	2	1	2	0	1	25		
01	PINSON, Xavier		2-4	1-2	3-3	0	3	3	5	8	0	3	0	2	14		
02	SANTOS, K.J.		2-3	0-0	0-0	0	3	3	3	4	0	1	0	0	18		
03	SUGGS, Ronnie		1-6	1-5	6-9	1	3	4	5	9	1	2	0	0	29		
05	SMITH, Mitchell		0-0	0-0	0-0	0	0	0	0	0	0	1	0	0	1		
14	NIKKO, Reed		1-1	0-0	2-2	0	3	3	1	4	1	1	2	0	10		
	Team					1	2	3			1						
	Totals		24-57	6-24	26-33	9	34	43	29	80	7	17	2	6	225		
	FG % 1st Half:	10-24	41.7%	2nd half:	11-25	44.0%	OT:	3-8	37.5%	Game:	24-57	42.1%				Deadball	
	3FG % 1st Half:	4-12	33.3%	2nd half:	1-8	12.5%	OT:	1-4	25.0%	Game:	6-24	25.0%				Rebounds	
	FT % 1st Half:	9-11	81.8%	2nd half:	15-20	75.0%	OT:	2-2	100.0	Game:	26-33	78.8%				2	

Officials: Chuck Jones, Brian Shey, Rob Korke
 Technical fouls: LSU-None. Mizzou-GEIST, Jordan; PURYEAR, Kevin.
 Attendance: 11513


Score by periods	1st	2nd	OT	Total
LSU	33	38	15	86
Mizzou	33	38	9	80

Points	In	Off	2nd	Fast	Bench
	Paint	T/O	Chance	Break	
LSU	26	17	17	6	21
MIZ	30	11	12	0	25

Last FG - LSU OT-01:50, MIZ OT-00:11.
 Largest lead - LSU by 6 1st-13:23, MIZ by 14 2nd-03:20.
 LSU led for 07:19. MIZ led for 29:11. Game was tied for 08:30.

Score tied - 9 times.
 Lead changed - 9 times.

0



TORRENCE WATSON


G ■ FR ■ 6-5 ■ 200
 St. Louis, Mo.
 Undecided

LAST GAME (LSU/1-26)
17 MIN

	MIN	PPG	RPG	APG	FG%	3PT%	FT%
SEA	18.8	4.4	1.3	0.4	.325	.346	.647
CAR	18.8	4.4	1.3	0.4	.325	.346	.647

- Scored seven points and grabbed a career-high six boards in 25 minutes at South Carolina.
- Posted a perfect 4-for-4 mark from distance in Mizzou's win over Oral Roberts.
- Scored a career-best 12 points to lead all scorers in Mizzou's win over UT-Arlington.
- Posted an area-best 31.2 points per game as a high school senior.
- Set the all-time record for career points (2,755), points in a season (893) and average points per game at Whitfield School under Mike Potsou, a 1999 Mizzou graduate.
- Named the 2017 Missouri Gatorade Player of the Year.

1



XAVIER PINSON


G ■ FR ■ 6-2 ■ 170
 Chicago, Ill.
Major: Undecided

LAST GAME (LSU/1-26)
8 PTS, 3 REB, 14 MIN

	MIN	PPG	RPG	APG	FG%	3PT%	FT%
SEA	15.2	5.5	1.8	1.9	.417	.400	.742
CAR	15.2	5.5	1.8	1.9	.417	.400	.742

- Scored a career-high 14 points, making 7-of-8 free throws vs. No. 3 Tennessee.
- Set career-highs for rebounds (6) and assists (5) in a strong outing vs. Xavier.
- Scored 12 points (4-of-6 shooting) vs. No. 12 Kansas State at the Paradise Jam.
- Consensus three-star recruit rated the nation's No. 34 point guard by Rivals.com.
- Helped Simeon Academy to a Top-5 ranking in the USA Today Super 25 Computer National rankings and Illinois Class 4A Sectional Championship.
- Averaged 11.9 points and 3.8 assists while shooting 58.5 percent from the field at Simeon.

2



K.J. SANTOS


G ■ SO ■ 6-8 ■ 220
 Geneva, Ill.
Major: Undecided

LAST GAME (LSU/1-26)
4 PTS, 3 REB, 18 MIN

	MIN	PTS	REB	AST	FG%	3PT%	FT%
SEA	15.8	1.9	2.4	0.2	.467	.200	.000
CAR	22.7	6.1	3.8	1.0	.413	.358	.619

- Scored a season-high seven points in a season-best 26 minutes vs. No. 3 Tennessee.
- Played 20 minutes vs. Morehead State tallying four boards and his first bucket as a Tiger.
- Made his Mizzou debut on Dec. 7 vs. Oral Roberts after dealing with a foot injury.
- Appeared in 35 games and made 30 starts at Illinois-Chicago as a freshman.
- Averaged 7.1 points and 4.2 rebounds in 24.5 minutes per game.
- Scored in double figures eight times, highlighted by a career-best 19 points at Milwaukee.
- Played on the U17 Puerto Rico National Team.

4



JAVON PICKETT

G ■ FR ■ 6-4 ■ 207
 Belleville, Ill.
Major: Undecided


LAST GAME (LSU/1-26)
13 PTS, 3 REB, 36 MIN

(JUH-vahn)

	MIN	PTS	REB	AST	FG%	3PT%	FT%
SEA	24.3	8.1	2.7	1.3	.419	.339	.520
CAR	24.3	8.1	2.7	1.3	.419	.339	.520

- Scored a career-high 21 points, shooting 7-of-11 from the field and 4-of-4 from the free throw line at South Carolina.
- Was electric vs. Illinois, scoring a career-high 16 points on nearly perfect 7-of-8 shooting.
- Reached double digits for the second-straight game with 10 points against UT Arlington.
- Tossed in a career-high 13 points in 39 high-energy minutes, keying a victory over UCF.
- Averaged 25.3 points, and 6.5 rebounds per game as a senior at Belleville East High School.
- 2017 third-team all-state selection by the Chicago Tribune.

5



MITCHELL SMITH


F ■ R-SO ■ 6-10 ■ 215
 Van Buren, Ark.
Major: Sport Management

LAST GAME (LSU/1-26)
1 MIN

	MIN	PTS	REB	AST	FG%	3PT%	FT%
SEA	10.6	2.5	2.3	0.2	.424	.500	.833
CAR	9.4	2.5	2.1	0.2	.480	.500	.615

- Scored a career-high nine points and grabbed a career-best seven rebounds vs. UCF.
- Drained his first career trey and scored six points in 17 minutes vs. Temple.
- Averaged 2.4 points and 1.7 rebounds per game across 11 game appearances while providing depth in Mizzou's front court in 2016-17.
- Averaged 19.2 points and 9.9 rebounds per game for Van Buren High School.
- Broke Van Buren's career scoring record, reaching 1,359 points.
- Earned Arkansas Player of the Year Recognition following his standout senior campaign.

13



MARK SMITH


G ■ SO ■ 6-4 ■ 220
 Edwardsville, Ill.
Major: Undecided

LAST GAME (ARK/1-23)
22 PTS, 7 REB, 37 MIN

	MIN	PTS	REB	AST	FG%	3PT%	FT%
SEA	29.6	12.6	5.5	1.6	.461	.475	.774
CAR	22.8	8.2	2.8	1.5	.395	.376	.788

- Drained a career-best six threes and scored a career-high tying 22 points at Arkansas.
- Scored a career-high 22 points and grabbed seven boards vs. Morehead State.
- Poured in 19 points and grabbed six rebounds in a career-high 35 minutes vs. Temple.
- Secured first career double-double (19 points and 10 rebounds) in his Mizzou debut vs. UCA.
- Led Mizzou at Iowa State with 15 points and seven rebounds.
- 2017 Illinois Mr. Basketball and Illinois Gatorade Player of the Year.
- A standout pitcher, was once committed to play baseball at Mizzou.

14



REED NIKKO

F ■ JR ■ 6-10 ■ 250
 Maple Grove, Minn.
Major: Fisheries & Wildlife


LAST GAME (LSU/1-26)
4 PTS, 3 REB, 10 MIN

(NICK-oh)

	MIN	PTS	REB	AST	FG%	3PT%	FT%
SEA	9.9	2.3	1.7	0.3	.643	.000	.500
CAR	9.4	2.4	2.0	0.3	.552	.000	.519

- Snatched five boards and slammed home a ferocious tip dunk at Texas A&M.
- Totaled 14 points and eight rebounds over three games at the Paradise Jam.
- Career-best 12 points (6-8 FG), along with 5 rebounds, in last year's win vs. North Florida.
- 19 blocks as a freshman rank sixth on Mizzou's freshman single-season chart.
- Underwent surgery to correct hip impingement following his last HS season, fully reaching 100 percent recovery following his 2016-17 freshman season at Mizzou.
- Outside of basketball and studies, enjoys fishing in spare time.

15



JORDAN GEIST

G ■ SR ■ 6-2 ■ 180
 Fort Wayne, Ind.
Major: Ag. Ed. Leadership


LAST GAME (LSU/1-26)
25 PTS, 11 REB, 40 MIN

(GUYst)

	MIN	PTS	REB	AST	FG%	3PT%	FT%
SEA	32.5	13.9	4.6	3.2	.422	.360	.766
CAR	25.9	8.7	3.7	2.6	.406	.341	.739

- Scored in double figures in 12 of the last 15 games after a season-high 25 points and a career-high 11 rebounds vs. No. 25 LSU.
- Reached 20 points five times this season, securing back-to-back 20-point outings in two victories over Illinois & Morehead State. Added a season-high seven assists vs. the Illini.
- Hit a buzzer-beater at the end of regulation and finished with 18 points in win over UCF.
- Scored 20+ points in back-to-back games for the first time in his career with game-highs for 21 vs. Oregon State and 24 vs. Kansas State, earning Paradise Jam All-Tournament Team honors.

23



JEREMIAH TILMON


F ■ SO ■ 6-10 ■ 252
 East St. Louis, Ill.
Major: Undecided

LAST GAME (LSU/1-26)
15 PTS, 6 REB, 35 MIN

	MIN	PTS	REB	AST	FG%	3PT%	FT%
SEA	23.8	10.2	5.8	0.5	.562	.000	.698
CAR	20.9	8.9	4.8	0.7	.563	.000	.597

- Four double-doubles this season & was named SEC Player of the Week on Dec. 24.
- Notched 16 points and a career-high 12 rebounds vs. Illinois while battling flu-like symptoms.
- Scored a career-high 23 points and grabbed 10 rebounds vs. Xavier.
- Poured in 16 points and grabbed five boards in Mizzou's season-opening win over UCA.
- Averaged 8.2 points and 4.2 rebounds while shooting 56.4 percent from the field in 2017-18.
- Considered a Top 50 recruit nationally by ESPN, Rivals.com, Scout.com and 247 Sports.
- Averaged 15.3 points, 11.0 rebounds and 4.0 blocks per game as a high school senior.

24



KEVIN PURYEAR

F ■ SR ■ 6-7 ■ 238
 Blue Springs, Mo.
Major: Sport Management

LAST GAME (LSU/1-26)
2 PTS, 7 REB, 25 MIN

(PER-year)

	MIN	PTS	REB	AST	FG%	3PT%	FT%
SEA	26.2	8.2	5.2	1.3	.400	.366	.707
CAR	26.5	10.2	5.0	0.8	.431	.313	.787

- Grabbed a season-high 10 rebounds and scored eight points in a road win at Texas A&M.
- Chipped in 12 points, eight boards and three assists in a solid outing vs. Morehead State.
- Scored 17 points vs. both Kennesaw State and Oregon State at the Paradise Jam.
- Led Mizzou with 10 points and five rebounds at Iowa State.
- Reached career 1,000-point milestone, the 46th Tiger in program history to do so.
- 2016 SEC All-Freshman Team; 11.5 PPG; most points by Mizzou freshman since 1993-94.
- Led Blue Springs South HS to its first-ever state title at Mizzou Arena as a senior.

HC



CUONZO MARTIN

Born: Sept. 23, 1971 (St. Louis, Mo.)
Hometown: East St. Louis, Ill.
Alma Mater: Purdue, 2000

LAST GAME (LSU/1-26)
216-142 (603)

(KHAN-zo)

CAREER RECORD

Averaging 20.6 wins per season as head coach.
 Seven 20-win seasons in 10 campaigns as head coach.
 Purdue Career #s (1991-95): 13.1 PPG, 3.8 RPG, 45.1% 3PT.
 1995 First-Team All-Big Ten; 57th pick in 1995 NBA Draft.

MIZZOU 30-20 (.588)

ASSISTANT COACHES


 Cornell Mann


 Chris Hollender


 Michael Porter, Sr.

- Senior guard **Cullen VanLeer** opted to medically retire.
- Sophomore forward **Jontay Porter** is out after sustaining a season-ending knee injury.

TRAINER: Pat Beckmann **STRENGTH:** Nicodemus Christopher
DIR. OF OPS: Paul Rovig **DIR. OF PLAYER DEVEL.:** Marco Harris
ASST. DIR. OF OPS: Marcus Green **ASST. TO HC:** John Poettgen