



# 2018-19 AUBURN MEN'S BASKETBALL

## SCHEDULE/RESULTS

DATE	OPPONENT	TIME/RESULT
Nov. 6	South Alabama (SECN)	W, 101-58
Nov. 9	#25 Washington (SECN)	W, 88-66
Nov. 14	Mississippi College (SEC+)	W, 103-52
Nov. 19	! vs. Xavier (ESPN2)	W, 88-79 (OT)
Nov. 20	! vs. #1 Duke (ESPN)	L, 78-72
Nov. 21	! vs. Arizona (ESPN2)	W, 73-57
Nov. 28	Saint Peter's (SEC+)	W, 99-49
Dec. 4	UNC Asheville (SECN)	W, 67-41
Dec. 8	Dayton (SECN)	W, 82-72
Dec. 15	@ at UAB (CBSSN)	W, 75-71 (OT)
Dec. 19	at NC State (ESPN2)	L, 78-71
Dec. 22	Murray State (SECN)	W, 93-88
Dec. 29	North Florida (SEC+)	W, 95-49
Jan. 9	* at Ole Miss (ESPN2)	L, 82-67
Jan. 12	* Georgia (ESPN2)	W, 93-78
Jan. 16	* at Texas A&M (ESPNU)	W, 85-66
Jan. 19	* #12 Kentucky (ESPN)	L, 82-80
Jan. 22	* at South Carolina (SECN)	L, 80-77
Jan. 26	* at #22 Mississippi State (SECN)	L, 92-84
Jan. 30	* Missouri (SECN)	7:30 pm
Feb. 2	* Alabama (ESPN2)	7:00 pm
Feb. 5	* Florida (ESPN/2/U)	8:00 pm
Feb. 9	* at LSU (ESPN/2/U)	1:00 pm
Feb. 13	* Ole Miss (SECN)	7:30 pm
Feb. 16	* at Vanderbilt (ESPN/2/U)	11:00 am
Feb. 20	* Arkansas (SECN)	7:30 pm
Feb. 23	* at Kentucky (CBS)	12:30 pm
Feb. 27	* at Georgia (ESPN2/U)	8:00 pm
Mar. 2	* Mississippi State (ESPN/2/U)	3:00 pm
Mar. 5	* at Alabama (ESPN/2/U/SECN)	8:00 pm
Mar. 9	* Tennessee (ESPN/2)	11:00 am

All times Central

! - Maui Invitational (Maui, Hawaii)

@ - Mike Slive Invitational (Birmingham, Ala./Legacy Arena)

## MATCHUP



### Auburn Tigers (13-6, 2-4 SEC)

Head Coach: Bruce Pearl, 24th season (545-213), 5th season at AU (83-68)

VS



### Missouri Tigers (10-8, 1-5 SEC)

Head Coach: Cuonzo Martin, 11th season (216-141), 2nd season at MIZ (30-20)

Date / Time \_\_\_\_\_ Jan. 30, 2019 / 7:30 pm CT  
 Site / Venue \_\_\_\_\_ Auburn, Ala. / Auburn Arena (9,121)  
 TV \_\_\_\_\_ SEC Network  
 Pxp \_\_\_\_\_ Mike Morgan  
 Analyst \_\_\_\_\_ Barry Booker  
 Radio \_\_\_\_\_ AU Sports Network / 93.9 Tiger FM / TuneIn  
 Pxp \_\_\_\_\_ Rod Bramblett  
 Analyst \_\_\_\_\_ Sonny Smith

#### Series History

Overall	Missouri leads 5-4
In Auburn	Auburn leads 2-1
In Columbia	Missouri leads 3-2
Neutral Site	Missouri leads 1-0
Last Meeting	AU, 91-73 (1/24/18)
Streak	Auburn W1

» Auburn trails the all-time series with Missouri, 5-4, but has won three of the last meetings, including two on the road. During the stretch, Auburn has outscored Missouri, 85.0-77.3. Auburn has amassed 80 points in three of those duels with the lone exception being a 77-72 win in the first meeting in 2017.

» Auburn is 77-of-96 (80.2 percent) from the charity stripe over the last five games after going 188-of-282 (66.7 percent) in the first 14 games of the season. The Tigers have shot at least 75 percent from the line in each of their last five contests after doing so just three times in the first 14 games of the season. Auburn is shooting 70.1 from the free-throw line, the first time all season the Tigers have been above 70 percent.

» Auburn is the ninth-most efficient offensive team in the country with an average of 118.0 points per 100 possessions, according to KenPom. In addition, the Tigers tout the 16th-highest adjusted efficiency margin at +20.54.

» Auburn's streak of 22 straight weeks of being ranked was snapped with the latest AP poll. The streak trailed only the 30-week streak in 1999-2000 in program history. The Tigers had the eighth-longest active streak in the country.

» After being one of the youngest teams in the NCAA last year with one senior, Auburn boasts 13 upperclassmen and has 4,182 career points returning for the 2018-19 season - eighth-highest in the country.

» Auburn is one of just seven programs without a scholarship freshman on its roster, joining Alcorn State, Bethune-Cookman, Louisville, South Alabama, Tulsa and UT Martin.

## PROBABLE AUBURN STARTERS

Pos.	No.	Name	Ht.	Wt.	Cl.	Hometown (Last School)	PPG	RPG	APG	Blk	Stl	FG%	FT%
G	1	Jared Harper	5-11	175	Jr.	Mableton, Ga. (Pebblebrook HS)	15.3	2.8	6.6	0	18	.397	.817
G	2	Bryce Brown	6-3	198	Sr.	Stone Mountain, Ga. (Tucker HS)	16.9	2.2	2.2	2	22	.436	.836
F	5	Chuma Okeke	6-8	230	So.	Atlanta, Ga. (Westlake HS)	10.4	6.1	2.1	22	31	.487	.688
G	10	Samir Doughty	6-4	195	Jr.	Philadelphia, Pa. (VCU)	8.2	3.6	2.1	0	27	.482	.962
F	24	Anfernee McLemore	6-7	220	Jr.	Warwick, Ga. (Worth County)	6.9	4.6	0.2	32	18	.468	.576
F	0	Horace Spencer	6-8	225	Sr.	Philadelphia, Pa. (Findlay Prep)	4.5	4.9	0.5	12	12	.447	.531
F	3	Danjel Purifoy	6-7	230	Jr.	Centreville, Ala. (Hargrave Military Academy)	1.9	1.3	0.4	0	4	.278	.333
G/F	4	Malik Dunbar	6-6	230	Sr.	North Augusta, S.C. (Col. of Central Florida)	8.0	3.6	0.6	8	23	.483	.667
G	12	J'Von McCormick	6-0	175	Jr.	New Orleans, La. (Lee College)	3.4	1.1	1.5	1	15	.511	.533
C	50	Austin Wiley	6-11	260	Jr.	Hoover, Ala. (Calusa Prep)	10.8	6.1	0.1	28	4	.581	.615

## PROBABLE MISSOURI STARTERS

Pos.	No.	Name	Ht.	Wt.	Cl.	Hometown (Last School)	PPG	RPG	APG	Blk	Stl	FG%	FT%
G	0	Torrence Watson	6-5	200	Fr.	St. Louis, Mo. (Whitfield School)	4.4	1.3	0.3	3	3	.325	.647
G	4	Javon Pickett	6-4	207	Fr.	Belleville, Ill. (Belleville East HS)	8.1	2.7	1.3	3	14	.419	.520
G	15	Jordan Geist	6-2	180	Sr.	Fort Wayne, Ind. (Ranger College (Texas))	13.9	4.6	3.2	0	21	.422	.766
F	23	Jeremiah Tilmon	6-10	252	So.	East St. Louis, Ill. (East St. Louis HS)	10.2	5.8	0.7	12	9	.562	.698
F	24	Kevin Puryear	6-7	238	Sr.	Blue Springs, Mo. (Blue Springs South HS)	8.2	5.2	1.3	1	6	.400	.707
G	1	Xavier Pinson	6-2	170	Fr.	Chicago, Ill. (Simeon Academy)	5.5	1.8	1.9	0	9	.422	.765
G	2	K.J. Santos	6-8	220	So.	Geneva, Ill. (UIC)	1.9	2.4	0.2	0	2	.400	.000
G	3	Ronnie Suggs	6-6	190	R-Jr.	Washington, Mo. (Bradley)	1.3	0.9	0.3	0	1	.105	.611
F	14	Reed Nikko	6-10	250	Jr.	Maple Grove, Minn. (Maple Grove HS)	2.3	1.7	0.3	7	5	.643	.500

MEDIA SPOT CHART

(probable starters in orange)

	<b>0</b>	<b>HORACE SPENCER</b>	<p>SR » F » 6-8 » 225 » Philadelphia, Pa. » Findlay Prep</p> <ul style="list-style-type: none"> <li>• 10 offensive reb vs. Miss. College (1 shy of Auburn record)</li> <li>• 4th on career blk list at 148; 3rd is Korvotney Barber at 155</li> <li>• <b>LAST GAME:</b> 4 pts, 2 reb, 2 blk, 2-2 FT in 14 min at Mississippi State</li> </ul>	<p><b>Career-Highs</b>                  Pts _____ 14                  Reb _____ 17                  Ast _____ 3                  Blk _____ 7                  Min _____ 29</p>
	<b>1</b>	<b>JARED HARPER</b>	<p>JR » G » 5-11 » 175 » Mableton, Ga. » Pebblebrook HS</p> <ul style="list-style-type: none"> <li>• 15.4 ppg, 7.0 apg, 3.3 rpg, 41% 3-pt in games won this season</li> <li>• Team has scored 312 points off assists from Harper</li> <li>• <b>LAST GAME:</b> 15 pts, 7 ast, 3-5 3-pt in 34 min at Mississippi State</li> </ul>	<p><b>Career-Highs</b>                  Pts _____ 31                  Reb _____ 6 (3x)                  Ast _____ 14                  Stl _____ 4 (3x)                  Min _____ 43</p>
	<b>2</b>	<b>BRYCE BROWN</b>	<p>SR » G » 6-3 » 198 » Stone Mountain, Ga. » Tucker HS</p> <ul style="list-style-type: none"> <li>• 7th in SEC history with 306 3s; 6th is Kenny Boynton (UF) at 333</li> <li>• Holding defensive matchup to 33% FG (64-195), 107 TO, 58 AST</li> <li>• <b>LAST GAME:</b> 18 pts, 4 reb, 3 stl, 6-6 FT in 34 min at Mississippi State</li> </ul>	<p><b>Career-Highs</b>                  Pts _____ 34                  Reb _____ 6                  Ast _____ 5 (5x)                  Stl _____ 3 (7x)                  Min _____ 43</p>
	<b>3</b>	<b>DANJEL PURIFOY</b>	<p>JR » F » 6-7 » 230 » Centreville, Ala. » Hargrave Military Academy</p> <ul style="list-style-type: none"> <li>• Saw first action in 647 days at UAB (last game vs. Missouri on 3/8/17)</li> <li>• Hit a 3-pointer in 2 of last 3 games</li> <li>• <b>LAST GAME:</b> 3 pts, 2 reb, 1-1 3-pt in 5 min at Mississippi State</li> </ul>	<p><b>Career-Highs</b>                  Pts _____ 27 (2x)                  Reb _____ 15                  Ast _____ 9                  Stl _____ 3 (6x)                  Min _____ 39</p>
	<b>4</b>	<b>MALIK DUNBAR</b>	<p>SR » G/F » 6-6 » 230 » North Augusta, S.C. » Col. of Central Florida</p> <ul style="list-style-type: none"> <li>• 9.2 ppg, 4.1 rpg, 47% FG in home games this season</li> <li>• Team is 9-3 when he scores in double figures in his career</li> <li>• <b>LAST GAME:</b> 5 pts, 2 reb, 1 stl, 2-3 FG in 14 min at Mississippi State</li> </ul>	<p><b>Career-Highs</b>                  Pts _____ 16                  Reb _____ 8                  Ast _____ 2 (3x)                  Stl _____ 5                  Min _____ 26</p>
	<b>5</b>	<b>CHUMA OKEKE</b>	<p>SO » F » 6-8 » 230 » Atlanta, Ga. » Westlake HS</p> <ul style="list-style-type: none"> <li>• Double figures in last 4 games (12.5 ppg)</li> <li>• Team is 5-1 when he makes 3+ 3s in a game in his career</li> <li>• <b>LAST GAME:</b> 16 pts, 4 reb, 3-5 3-pt in 36 min at Mississippi State</li> </ul>	<p><b>Career-Highs</b>                  Pts _____ 20                  Reb _____ 10 (5x)                  Ast _____ 5 (2x)                  Blk _____ 3 (2x)                  Min _____ 36</p>
	<b>10</b>	<b>SAMIR DOUGHTY</b>	<p>JR » G » 6-4 » 195 » Philadelphia, Pa. » VCU</p> <ul style="list-style-type: none"> <li>• 10.8 ppg, 4.2 rpg, 56% FG, 48% 3-pt in home games this season</li> <li>• 96% FT would set Auburn record; 88% by Eddie Johnson (74-75)</li> <li>• <b>LAST GAME:</b> 6 pts, 5 reb, 3 ast, 3 stl in 26 min at Mississippi State</li> </ul>	<p><b>Career-Highs</b>                  Pts _____ 23                  Reb _____ 10                  Ast _____ 10                  Stl _____ 4 (2x)                  Min _____ 34 (2x)</p>
	<b>12</b>	<b>J'VON MCCORMICK</b>	<p>JR » G » 6-0 » 175 » New Orleans, La. » Lee College</p> <ul style="list-style-type: none"> <li>• Career-highs in pts (14), ast (3) and stl (3) at NC State</li> <li>• Known as quick floor general with ability to take it to the rack</li> <li>• <b>LAST GAME:</b> 7 pts, 3 reb, 2-4 FG in 11 min at Mississippi State</li> </ul>	<p><b>Career-Highs</b>                  Pts _____ 14                  Reb _____ 4 (2x)                  Ast _____ 4 (2x)                  Stl _____ 3 (4x)                  Min _____ 22</p>
	<b>20</b>	<b>MYLES PARKER</b>	<p>FR » F » 6-8 » 200 » Madison, Ala. » Madison Academy</p> <ul style="list-style-type: none"> <li>• Made first appearance in Auburn uniform vs. South Alabama</li> <li>• Lengthy forward with potential to contribute early in career</li> <li>• <b>LAST GAME:</b> DNP at Mississippi State</li> </ul>	<p><b>Career-Highs</b>                  Pts _____ 2 (2x)                  Reb _____ 0                  Ast _____ 0                  Stl _____ 1                  Min _____ 6</p>
	<b>22</b>	<b>WILL MACOY</b>	<p>JR » G » 6-4 » 200 » Birmingham, Ala. » Vestavia Hills HS</p> <ul style="list-style-type: none"> <li>• Earned scholarship in locker room following win vs. Georgia (1/12)</li> <li>• Played in 21 career games</li> <li>• <b>LAST GAME:</b> DNP at Mississippi State</li> </ul>	<p><b>Career-Highs</b>                  Pts _____ 8                  Reb _____ 1 (3x)                  Ast _____ 0                  Stl _____ 1 (3x)                  Min _____ 5</p>
	<b>24</b>	<b>ANFERNEE MCLEMORE</b>	<p>JR » F » 6-7 » 220 » Warwick, Ga. » Worth County HS</p> <ul style="list-style-type: none"> <li>• 8.7 ppg, 4.6 rpg, 2.0 bpg, 51% FG in home games this season</li> <li>• 6th on career blk list with 142; 5th is Charles Barkley at 145</li> <li>• <b>LAST GAME:</b> 10 pts, 2 reb, 1 blk in 26 min at Mississippi State</li> </ul>	<p><b>Career-Highs</b>                  Pts _____ 19 (3x)                  Reb _____ 13                  Ast _____ 2 (3x)                  Blk _____ 6                  Min _____ 30</p>
	<b>41</b>	<b>COLE BLACKSTOCK</b>	<p>SR » F » 6-9 » 260 » Killen, Ala. » Brooks HS</p> <ul style="list-style-type: none"> <li>• Earned scholarship in locker room following win vs. Georgia (1/12)</li> <li>• Appeared in 27 career games</li> <li>• <b>LAST GAME:</b> DNP at Mississippi State</li> </ul>	<p><b>Career-Highs</b>                  Pts _____ 3                  Reb _____ 2 (3x)                  Ast _____ 0                  Blk _____ 1 (3x)                  Min _____ 5</p>
	<b>50</b>	<b>AUSTIN WILEY</b>	<p>JR » C » 6-11 » 260 » Hoover, Ala. » Calusa Prep</p> <ul style="list-style-type: none"> <li>• Out with lower leg injury</li> <li>• Double-double (17 pts, 10 reb) in first start of 18-19 vs. Murray State</li> <li>• <b>LAST GAME:</b> DNP at Mississippi State</li> </ul>	<p><b>Career-Highs</b>                  Pts _____ 25                  Reb _____ 12                  Ast _____ 1 (6x)                  Blk _____ 5 (2x)                  Min _____ 26 (2x)</p>

## 2018-19 NUMERICAL ROSTER

No.	Name	Pos.	Ht.	Wt.	Cl.	Hometown (Last School)
0	Horace Spencer	F	6-8	225	Sr.	Philadelphia, Pa. (Findlay Prep)
1	Jared Harper	G	6-0	175	Jr.	Mableton, Ga. (Pebblebrook)
2	Bryce Brown	G	6-3	198	Sr.	Stone Mountain, Ga. (Tucker)
3	Danjel Purifoy	F	6-7	230	Jr.	Centreville, Ala. (Hargrave Military Academy)
4	Malik Dunbar	G/F	6-6	230	Sr.	North Augusta, S.C. (College of Central Florida)
5	Chuma Okeke	F	6-8	230	So.	Atlanta, Ga. (Westlake)
10	Samir Doughty	G	6-4	195	Jr.	Philadelphia, Pa. (VCU)
12	J'Von McCormick	G	6-0	175	Jr.	New Orleans, La. (Lee College)
14	Preston Cook	G	6-4	190	Fr.	Auburn, Ala. (Auburn)
20	Myles Parker	F	6-8	200	Fr.	Madison, Ala. (Madison Academy)
21	Devontae Williams	G	6-5	215	Jr.	Opp, Ala. (Opp)
22	Will Macoy	G	6-4	200	Jr.	Birmingham, Ala. (Vestavia Hills)
23	Jamal Johnson*	G	6-4	185	So.	Birmingham, Ala. (Memphis)
24	Anfernee McLemore	F	6-7	220	Jr.	Warwick, Ga. (Worth County)
33	Chase Maasdorp	G	6-0	170	Fr.	Lakewood Ranch, Fla. (The Out-of-Door Academy)
41	Cole Blackstock	F	6-9	260	Sr.	Killen, Ala. (Brooks)
50	Austin Wiley	C	6-11	260	Jr.	Hoover, Ala. (Calusa Prep)
54	Thomas Collier	F	6-9	215	Jr.	Birmingham, Ala. (Briarwood Christian)

\* will redshirt 2018-19 season after transferring and have three years of eligibility remaining

- Head Coach:** Bruce Pearl (5th season)
- Assistant Coach:** Ira Bowman (1st season)
- Assistant Coach:** Wes Flanigan (1st season)
- Assistant Coach:** Steven Pearl (5th season)
- Director of Operations:** Chad Prewett (4th season)
- Assistant Director of Operations:** Mike Burgomaster (3rd season)
- Athletic Trainer:** Clark Pearson (10th season)
- Strength & Conditioning Coach:** Damon Davis (10th season)
- Video Coordinator:** Ian Borders (1st season)

## 2018-19 ALPHABETICAL ROSTER

No.	Name	Pos.	Ht.	Wt.	Cl.	Hometown (Last School)
41	Cole Blackstock	F	6-9	260	Sr.	Killen, Ala. (Brooks)
2	Bryce Brown	G	6-3	198	Sr.	Stone Mountain, Ga. (Tucker)
54	Thomas Collier	F	6-9	215	Jr.	Birmingham, Ala. (Briarwood Christian)
14	Preston Cook	G	6-4	190	Fr.	Auburn, Ala. (Auburn)
10	Samir Doughty	G	6-4	195	Jr.	Philadelphia, Pa. (VCU)
4	Malik Dunbar	G/F	6-6	230	Sr.	North Augusta, S.C. (College of Central Florida)
1	Jared Harper	G	6-0	175	Jr.	Mableton, Ga. (Pebblebrook)
23	Jamal Johnson*	G	6-4	185	So.	Birmingham, Ala. (Memphis)
22	Will Macoy	G	6-4	200	Jr.	Birmingham, Ala. (Vestavia Hills)
33	Chase Maasdorp	G	6-0	170	Fr.	Lakewood Ranch, Fla. (The Out-of-Door Academy)
12	J'Von McCormick	G	6-0	175	Jr.	New Orleans, La. (Lee College)
24	Anfernee McLemore	F	6-7	220	Jr.	Warwick, Ga. (Worth County)
0	Horace Spencer	F	6-8	225	Sr.	Philadelphia, Pa. (Findlay Prep)
5	Chuma Okeke	F	6-8	230	So.	Atlanta, Ga. (Westlake)
20	Myles Parker	F	6-8	200	Fr.	Madison, Ala. (Madison Academy)
3	Danjel Purifoy	F	6-7	230	Jr.	Centreville, Ala. (Hargrave Military Academy)
50	Austin Wiley	C	6-11	260	Jr.	Hoover, Ala. (Calusa Prep)
21	Devontae Williams	G	6-5	215	Jr.	Opp, Ala. (Opp)

## ROSTER BY CLASS

- Freshmen (3)**  
Preston Cook, Chase Maasdorp, Myles Parker
- Sophomores (2)**  
Jamal Johnson, Chuma Okeke
- Juniors (9)**  
Thomas Collier, Samir Doughty, Jared Harper, Will Macoy, J'Von McCormick, Anfernee McLemore, Danjel Purifoy, Austin Wiley, Devontae Williams
- Seniors (4)**  
Cole Blackstock, Bryce Brown, Malik Dunbar, Horace Spencer

## PRONUNCIATION GUIDE

- SAMIR DOUGHTY** SAH-meer DOW-tee
- MALIK** Dunbar Muh-LEEK
- J'VON** McCormick JAY-vahn
- ANFERNEE** McLemore ANN-fur-knee
- CHUMA OKEKE** CHOO-muh oh-KEE-KEE
- DANJEL PURIFOY** DAN-jel PURE-a-foy
- HORACE** Spencer HOR-us
- MAASDORP** CHASE MAAHS-doorp

## QUICK FACTS

### UNIVERSITY INFORMATION

Location \_\_\_\_\_ Auburn, Ala.  
 Founded \_\_\_\_\_ 1856  
 Enrollment \_\_\_\_\_ 25,469  
 Nickname \_\_\_\_\_ Tigers  
 Colors \_\_\_\_\_ Burnt Orange and Navy Blue  
 Conference \_\_\_\_\_ Southeastern (SEC)

### ADMINISTRATION

President \_\_\_\_\_ Dr. Steven Leath  
 Director of Athletics \_\_\_\_\_ Allen Greene  
 Athletics Phone \_\_\_\_\_ 855-282-2010

### BASKETBALL STAFF INFORMATION

Head Coach \_\_\_\_\_ Bruce Pearl  
 Alma Mater \_\_\_\_\_ Boston College '82  
 Career Record \_\_\_\_\_ 545-213 (.719)  
 Seasons \_\_\_\_\_ 24th  
 Record at Auburn \_\_\_\_\_ 83-68 (.550)  
 Seasons \_\_\_\_\_ 5th  
 Assistant Coach \_\_\_\_\_ Ira Bowman  
 Alma Mater \_\_\_\_\_ Penn '96  
 Assistant Coach \_\_\_\_\_ Wes Flanigan  
 Alma Mater \_\_\_\_\_ Auburn '97  
 Assistant Coach \_\_\_\_\_ Steven Pearl  
 Alma Mater \_\_\_\_\_ Tennessee '10  
 Director of Operations \_\_\_\_\_ Chad Prewett  
 Alma Mater \_\_\_\_\_ Troy State '94  
 Assistant Director of Ops \_\_\_\_\_ Mike Burgomaster  
 Alma Mater \_\_\_\_\_ Miami '16  
 Athletic Trainer \_\_\_\_\_ Clark Pearson  
 Alma Mater \_\_\_\_\_ Kentucky '96  
 Strength & Conditioning Coach \_\_\_\_\_ Damon Davis  
 Alma Mater \_\_\_\_\_ Western Illinois '03  
 Video Coordinator \_\_\_\_\_ Ian Borders  
 Alma Mater \_\_\_\_\_ Louisville '07

### PROGRAM INFORMATION

First Year of Basketball \_\_\_\_\_ 1905-06  
 All-Time Record \_\_\_\_\_ 1332-1185-1 (.529)  
 All-Time SEC Record \_\_\_\_\_ 601-739 (.449)  
 SEC Championships \_\_\_\_\_ 3 (1960, 1999, 2018)  
 SEC Tournament Titles \_\_\_\_\_ 1 (1985)  
 NCAA Tournament Appearances \_\_\_\_\_ 9  
 NCAA Tournament Record \_\_\_\_\_ 13-9  
 All-Americans \_\_\_\_\_ 13  
 All-SEC Selections \_\_\_\_\_ 91

### TEAM INFORMATION

2017-18 Record \_\_\_\_\_ 26-8  
 SEC Record / Finish \_\_\_\_\_ 13-5 / 1st  
 Home / Away / Neutral \_\_\_\_\_ 15-1 / 7-4 / 4-3  
 Associated Press Final Ranking \_\_\_\_\_ 19  
 USA Today Final Ranking \_\_\_\_\_ 23  
 Letterwinners Returning / Lost \_\_\_\_\_ 11 / 4  
 Starters Returning / Lost \_\_\_\_\_ 3 / 2  
 Newcomers \_\_\_\_\_ 2

### ATHLETICS COMMUNICATIONS

Associate AD \_\_\_\_\_ Kirk Sampson  
 Assistant Director (MBB Contact) \_\_\_\_\_ Cody Voga  
 Cell \_\_\_\_\_ 334-750-9023  
 Email \_\_\_\_\_ voga@auburn.edu

### SOCIAL MEDIA

Instagram \_\_\_\_\_ @AuburnMBB / @AuburnTigers  
 Twitter \_\_\_\_\_ @AuburnMBB / @AuburnTigers  
 Facebook \_\_\_\_\_ @AuburnMBB / @AuburnTigers  
 Hashtags \_\_\_\_\_ #WarEagle / #UnfinishedBusiness

**BRUCE PEARL**

Head Coach  
5th year at Auburn • 83-68  
24th year overall • 545-213



- 7 National Coach of the Year Awards
- 2006 Basketball Times, CBSsportsline, Sporting News National Coach of the Year
- 2008 SEC Co-Coach of the Year
- 2008 Rupp Cup Co-winner
- 2006 & 2008 AP SEC Coach of the Year
- Has advanced to postseason play in 19 of 23 years as a head coach
- Set single-season wins records at three different schools (29 at Southern Indiana in 1995; 26 at Wisconsin-Milwaukee in 2005; 31 at Tennessee in 2008)
- Bruce Pearl's teams have led their conference in scoring 17 of the 23 years that he has been a head coach. His squads were the SEC's scoring champion in four of his six seasons at Tennessee, averaging 77.4 ppg while allowing 70.5 ppg
- One of just seven active head coaches who has led his teams to at least 10 NCAA Sweet 16 appearances (10 total)
- Bruce Pearl is ranked second in the SEC among current head coaches in career winning percentage (.718), fifth in winning percentage as a SEC head coach (.622), fifth in average wins per year as a SEC head coach (21.0) and fifth in SEC games only win pct. (.540, 81-70)
- Bruce Pearl is the 11th coach in SEC history to win four conference crowns (overall or division) in a 10-year span. He is on the same list as Adolph Rupp (UK), Babe McCarthy (MSU), Billy Donovan (UF), Dale Brown (LSU), Joe Hall (UK), John Calipari (UK), Nolan Richardson (ARK), Rick Pitino (UK), Rick Stansbury (MSU) and Tubby Smith (UK)
- Auburn sold out of season tickets for the fourth straight time in 2017-18, all under Pearl, to continue the school record streak. Prior to Pearl, the only other time the Tigers sold out of season tickets came in the 1999-2000 season
- Auburn averaged 8,221 in its 15 home games during the 2017-18 season, which included seven sellouts in the nine SEC games. The 8,221 average is the highest in Auburn Arena history
- In 23 years as a head coach, Bruce Pearl's teams have finished either first or second in conference play 16 times
- At the Division I level, Pearl's teams have topped the 100-point mark 18 times, including a high of 124 in 2009 as well as 121 in the 2007 NCAA Tournament. In his second year as a coach at Southern Indiana the team averaged 101.7 ppg
- In the past two seasons, Auburn has the best non-conference record in the SEC during the regular season at 23-3 (.885), while scheduling perennial NCAA Tournament teams in Dayton, Middle Tennessee, Murray State, Oklahoma, Texas Tech and UConn.

**HEAD COACHING RECORD**

Year	School	Record	Postseason
1992-93	Southern Indiana	22-7	NCAA Region 3rd Place
1993-94	Southern Indiana	28-4	NCAA Runner-Up
1994-95	Southern Indiana	29-4	NCAA Champions
1995-96	Southern Indiana	25-4	NCAA Sweet 16
1996-97	Southern Indiana	23-5	NCAA First Round
1997-98	Southern Indiana	27-6	NCAA Sweet 16
1998-99	Southern Indiana	26-6	NCAA Sweet 16
1999-00	Southern Indiana	25-6	NCAA Sweet 16
2000-01	Southern Indiana	26-4	NCAA First Round
<b>Total</b>		<b>231-46</b>	
2001-02	Milwaukee	16-13	-
2002-03	Milwaukee	24-8	NCAA First Round
2003-04	Milwaukee	20-11	NIT First Round
2004-05	Milwaukee	26-6	NCAA Sweet 16
<b>Total</b>		<b>86-38</b>	
2005-06	Tennessee	22-8	NCAA Second Round
2006-07	Tennessee	24-11	NCAA Sweet 16
2007-08	Tennessee	31-5	NCAA Sweet 16
2008-09	Tennessee	21-13	NCAA First Round
2009-10	Tennessee	28-9	NCAA Elite Eight
2010-11	Tennessee	19-15	-
<b>Total</b>		<b>145-61</b>	
2014-15	Auburn	15-20	-
2015-16	Auburn	11-20	-
2016-17	Auburn	18-14	-
2017-18	Auburn	26-8	NCAA Second Round
2018-19	Auburn	13-6	-
<b>Total</b>		<b>83-68</b>	
<b>Career</b>		<b>545-213</b>	

- His teams have been just as successful off the court as Auburn has had 18 graduates in four years – the most in the SEC. In 2018, Auburn received an Academic Progress Rate Public Recognition Award marking the first time the Tigers have been honored since the award began tracking data in 2004. The NCAA annually honors teams earning multiyear Academic Progress Rates in the top 10 percent of all squads in each sport.
- Auburn recently secured its third perfect APR score of 1,000 in mid-May, something that has never been accomplished in program history.
- In the past four years, Auburn men's basketball has averaged an APR of 995 (out of 1,000). In the previous four seasons before Pearl and his staff arrived, Auburn's APR average score was 940.
- Bruce Pearl has raised \$1 million in only four golf tournaments at Auburn. Pearl and his wife, Brandy, have remarkably raised \$770,000 in the last three years benefitting Children's Harbor in Birmingham through the Bruce Pearl Fore the Children Golf Classic. The mission of Children's Harbor is to help children with serious illness and their families. Over \$200,000 was raised in the Bruce, Barkley & Basketball Golf Classic Oct. 23-24, 2016, benefitting the Auburn Basketball program.
- Pearl started AURLIVE at Auburn in 2015-16 to benefit cancer patients in the fight to beat cancer. AURLIVE raises the awareness of cancer prevention and detection while t-shirt sales and donations raise money to benefit cancer patients. He initiated the AURLIVE program in 2009 at Tennessee in recognition of former Vol Chris Lofton, who beat testicular cancer through early diagnosis and treatment and went on to play the entire 2007-08 season while recovering from his battle with the disease.
- The Bruce Pearl Family Foundation in conjunction with L5 Foundation, an organization dedicated to addressing the essential and basic needs of cancer patients, donated \$20,000 to five charities in a ceremony in Knoxville in August 2015.
- The Pearl family announced on Feb. 27, 2007, a \$100,000 donation to endow a scholarship in the name of former Tennessee player Dane Bradshaw. The Dane Bradshaw Athletic Scholarship Endowment is awarded to the male or female student-athlete at UT who best epitomizes the characteristics of the 2006-07 senior captain.



## TOP PERFORMANCES UNDER PEARL AT AUBURN

## MOST POINTS TEAM

- 119, vs. Northwestern State (Nov. 27, 2015)  
119, vs. Winthrop (Nov. 24, 2017)
- 117, vs. Coastal Carolina (Dec. 15, 2016)
- 105, vs. Louisiana (Nov. 21, 2014)
- 103, vs. Mississippi College (Nov. 14, 2018)**

## MOST POINTS INDIVIDUAL

- 34, Bryce Brown vs. Dayton (Dec. 8, 2018)**
- 31, Bryce Brown vs. Norfolk State (Nov. 10, 2017)  
31, Mustapha Heron vs. Winthrop (Nov. 24, 2017)  
**31, Jared Harper at UAB (Dec. 15, 2018)**
- 29, Antoine Mason at Kentucky (Feb. 21, 2015)  
29, KT Harrell vs. LSU (Mar. 13, 2015)  
29, Bryce Brown vs. South Carolina (Mar. 3, 2018)

## MOST REBOUNDS TEAM

- 66, vs. Mississippi College (Nov. 14, 2018)**
- 52, vs. Gardner-Webb (Dec. 6, 2017)
- 51, vs. Eastern Kentucky (Nov. 17, 2016)  
51, at UConn (Dec. 23, 2016)
- 50, at Texas A&M (Jan. 16, 2019)**

## MOST REBOUNDS INDIVIDUAL

- 19, Cinmeon Bowers at Middle Tennessee (Dec. 12, 2015)
- 18, Cinmeon Bowers vs. Alabama (Jan. 19, 2016)  
18, Cinmeon Bowers vs. Ole Miss (Feb. 20, 2016)
- 17, Cinmeon Bowers vs. Milwaukee (Nov. 14, 2014)  
17, Cinmeon Bowers vs. Winthrop (Dec. 17, 2014)  
17, Cinmeon Bowers vs. Mississippi State (Jan. 21, 2015)  
**17, Horace Spencer vs. Mississippi College (Nov. 14, 2018)**

## MOST 3-POINTERS TEAM

- 21, vs. Coastal Carolina (Dec. 15, 2016)
- 18, vs. South Alabama (Nov. 6, 2018)**
- 17, vs. Northwestern State (Nov. 27, 2015)  
17, vs. Vanderbilt (Feb. 3, 2018)
- 15, at Arkansas (Feb. 17, 2016)  
15, at Alabama (Feb. 4, 2017)  
**15, vs. Saint Peter's (Nov. 28, 2018)**

## MOST 3-POINTERS INDIVIDUAL

- 9, Bryce Brown at Arkansas (Feb. 17, 2016)
- 8, Kareem Canty at Middle Tennessee (Dec. 12, 2015)  
8, Bryce Brown vs. South Carolina (Mar. 3, 2018)
- 7, KT Harrell vs. Coastal Carolina (Dec. 5, 2014)  
7, Bryce Brown at Ole Miss (Jan. 9, 2019)

## MOST FT MADE TEAM

- 31, vs. Arkansas (Feb. 10, 2015)  
31, at Arkansas - Feb. 27, 2018)
- 30, at South Carolina (Feb. 17, 2018)
- 29, vs. Georgia (Feb. 24, 2016)  
29, vs. Ole Miss (Jan. 9, 2017)

## MOST FT MADE INDIVIDUAL

- 15, KT Harrell vs. Georgia (Mar. 3, 2015)  
**15, Jared Harper at UAB (Dec. 15, 2018)**
- 14, Jared Harper vs. Ole Miss (Jan. 7, 2017)
- 12, Desean Murray vs. Ole Miss (Jan. 9, 2018)
- 11, Cinmeon Bowers vs. Missouri (Jan. 10, 2015)  
11, KT Harrell vs. Texas A&M (Mar. 12, 2015)  
11, KT Harrell vs. Kentucky (Mar. 14, 2015)  
11, Jared Harper at Arkansas (Feb. 27, 2018)  
11, Austin Wiley vs. Alabama (Jan. 21, 2017)  
11, Jared Harper vs. Oklahoma (Dec. 21, 2016)

## MOST FT ATTEMPTED TEAM

- 42, vs. Eastern Kentucky (Nov. 17, 2016)  
42, vs. Alabama (Jan. 21, 2017)
- 40, vs. Arkansas (Feb. 10, 2015)  
40, vs. Alabama (Jan. 19, 2016)
- 39, vs. Milwaukee (Nov. 14, 2014)  
39, vs. Georgia (Feb. 24, 2016)  
39, vs. Georgia State (Nov. 14, 2016)  
39, at South Carolina (Jan. 24, 2017)  
39, vs. Florida (Feb. 14, 2017)

## MOST FT ATTEMPTED INDIVIDUAL

- 18, Cinmeon Bowers vs. Missouri (Jan. 10, 2015)  
18, KT Harrell vs. LSU (Mar. 13, 2015)  
18, Austin Wiley vs. Alabama (Jan. 21, 2017)
- 17, Jared Harper vs. Ole Miss (Jan. 7, 2017)
- 16, Cinmeon Bowers vs. LSU (Feb. 2, 2016)  
**16, Jared Harper at UAB (Dec. 15, 2018)**

## MOST ASSISTS TEAM

- 25, vs. Saint Peter's (Nov. 28, 2018)**
- 24, vs. South Alabama (Nov. 6, 2018)**
- 23, vs. Northwestern State (Nov. 27, 2015)  
23, vs. USC Upstate (Nov. 29, 2016)  
23, at TCU (Jan. 28, 2017)  
**23, vs. North Florida (Dec. 29, 2018)**

## MOST ASSISTS INDIVIDUAL

- 14, Jared Harper vs. Vanderbilt (Feb. 3, 2018)
- 13, Jared Harper vs. South Alabama (Nov. 6, 2018)**
- 10, Kareem Canty vs. Northwestern State (Nov. 27, 2015)  
10, Jared Harper vs. Gardner-Webb (Dec. 6, 2017)  
**10, Jared Harper vs. Murray State (Dec. 22, 2018)**  
**10, Jared Harper vs. North Florida (Dec. 29, 2018)**

## MOST STEALS TEAM

- 20, vs. North Florida (Dec. 29, 2018)**
- 16, vs. Saint Peter's (Nov. 28, 2018)**
- 14, vs. Georgia (Jan. 20, 2018)  
14, vs. Alabama (Feb. 21, 2018)  
**14, vs. Mississippi College (Nov. 14, 2018)**

## MOST STEALS INDIVIDUAL

- 5, K.C. Ross-Miller vs. Oregon State (Nov. 26, 2014)  
5, K.C. Ross-Miller vs. Middle Tennessee (Dec. 29, 2014)  
5, Antoine Mason at LSU (Feb. 5, 2015)  
**5, Malik Dunbar vs. UNC Asheville (Dec. 4, 2018)**  
**5, Chuma Okeke vs. Murray State (Dec. 22, 2018)**  
**5, Chuma Okeke vs. North Florida (Dec. 29, 2018)**

## MOST BLOCKS TEAM

- 12, at Missouri (Jan. 10, 2017)  
**12, vs. UNC Asheville (Dec. 4, 2018)**
- 11, vs. Boston College (Dec. 12, 2016)  
10, vs. Gardner-Webb (Dec. 6, 2017)  
10, at Murray St. (Dec. 19, 2017)  
10, vs. Cornell (Dec. 30, 2017)

## MOST BLOCKS INDIVIDUAL

- 7, Horace Spencer at Arkansas (Feb. 17, 2016)
- 6, Horace Spencer vs. Oklahoma State (Jan. 30, 2016)  
6, Horace Spencer vs. Boston College (Dec. 12, 2016)  
6, Anfernee McLemore vs. Gardner-Webb (Dec. 6, 2017)  
6, Anfernee McLemore at Missouri (Jan. 24, 2018)

**AUBURN VS. MISSOURI SERIES**

» Auburn is looking to tie its all-time series with Missouri as it enters Wednesday's game trailing Mizzou, 5-4. All nine previous meetings between the two teams have come since Missouri joined the SEC for the 2012-13 season. Auburn has won three of the last four games in the series after Missouri won four of the first five.

» Auburn leads 2-1 in games played at Auburn Arena, including winning the last two. Missouri leads 3-2 in games played in Columbia, but Auburn has won the last two. Missouri won the only neutral-site game between the two teams, winning 86-83 in overtime in Nashville in the first round of the 2017 SEC Tournament.

» Wednesday's game is a matchup of two former Tennessee head coaches. Bruce Pearl led the Volunteers to a 145-61 record and six straight NCAA Tournament appearances from 2005-11, including a trip to the Elite 8 in 2010. Cuonzo Martin was 63-41 in three years at Tennessee from 2011-14.

» Pearl won the only two previous meetings between the two coaches. No. 24 Tennessee defeated Martin's Missouri State squad 60-56 in the second round of the 2010 NIT Season Tip-Off in Knoxville in Pearl's last season with the Volunteers and 17th-ranked Auburn won the only meeting between the two teams last season 91-73 in Columbia.

**THE HUNT FOR 100 SEC WINS**

» Auburn head coach Bruce Pearl is just five victories away from picking up his 100th SEC win. Pearl would become the 23rd coach in conference history to amass 100 victories and just the fifth to accomplish the feat while coaching two schools.

» The other coaches to have 100 SEC wins while leading two programs include C.M. Newton (195, Alabama and Vanderbilt), Tubby Smith (139, Georgia and Kentucky), Don DeVoe (110, Tennessee and Florida) and John Mauer (103, Tennessee and Florida).

» Coach Pearl would be one of just two active coaches to tally 100 conference wins in the league, joining Kentucky head coach John Calipari.

**DYNAMIC BACKCOURT**

» Auburn has been led so far this season by its dynamic backcourt of Bryce Brown and Jared Harper. The duo is averaging 32.2 points and 6.2 3-point field goals per game. Harper and Brown are the only pair of teammates who rank in the top five in the SEC in 3-point field goals per game and are also the only duo ranked in the top 6 in 3-point field goal percentage (Brown 40.1 percent, 5th; Harper 39.5 percent, 6th). They have made 118 3s, which is more than 29 DI teams.

» The duo has combined for 11 20-point games this season, including Auburn's win over Xavier in the first round of the Maui Invitational when Brown scored 26 and Harper added 25, season highs for each at the time. The pair has each had a 30-plus-point game this season. Against Dayton, Brown scored a career-high 34 points, including 22 first-half points, on 10-of-18 field goals, 6-of-13 from 3-point range and 8-of-9 from the free-throw line, while Harper added 20 points on 4-of-7 shooting from long range and 6-of-6 from the free-throw line. He also dished out seven assists to just one turnover. In Auburn's win over UAB, Harper scored a career-high 31 points, including 23 of the Tigers' last 30 points over the final 9:23 of regulation and overtime.

» Brown and Harper are averaging 36.7 points and have made 42-of-97 (43.3 percent) from 3-point range in SEC play, which is only eight fewer 3-pointers than Auburn's first six conference opponents. Brown leads the SEC with 4.3 3-point FGM and is 3rd with a 49.1 3-point field goal percentage in SEC play, while Harper is tied for eighth at 2.7 3-point FGM.

» Bryce Brown's 34 points vs. Dayton are the most by a Tiger since Toney Douglas scored 38 points against Nicholls State on Nov. 24, 2004, and are tied with Isaiah Joe of Arkansas for the second-most points scored in the SEC this sea-

**TALE OF THE TAPE**



Scoring Offense	83.8	68.5
Scoring Defense	69.4	66.7
Scoring Margin	+14.5	+1.8
FG Pct.	.455	.435
FG Pct. Defense	.429	.423
3-pt. FG Pct.	.365	.384
3-pt. FG Pct. Defense	.356	.322
FT Pct.	.701	.700
Rebounds Per Game	38.1	34.9
Opp. Rebounds Per Game	34.3	32.7
Rebound Margin	+3.8	+2.2
Assists Per Game	15.8	11.0
Turnovers Per Game	13.4	14.6
Opp. Turnovers Per Game	18.7	13.0
Turnover Margin	+5.3	-1.6
Assist/Turnover Ratio	1.2	0.8
Steals Per Game	9.4	4.7
Blocks Per Game	5.7	1.6

**TOTAL +/-**

	Last Game	Season	Av.
#0 Spencer	+2	+162	+8.5
#1 Harper	-1	+226	+11.9
#2 Brown	-7	+191	+10.1
#3 Purifoy	+1	-4	-0.2
#4 Dunbar	-14	+126	+6.6
#5 Okeke	-9	+238	+12.5
#10 Doughty	+6	+191	+10.1
#12 McCormick	-8	+95	+5.3
#14 Cook	DNP	-5	-0.8
#20 Parker	DNP	+1	+0.1
#21 Williams	DNP	-20	-4.0
#22 Macoy	DNP	-16	-2.3
#24 McLemore	-12	+134	+7.1
#33 Maasdorp	DNP	-22	-3.7
#41 Blackstock	DNP	-10	-1.7
#50 Wiley	DNP	+86	+5.7
#54 Collier	DNP	-11	-1.8

**PRE-GAME QUOTES**

**Head Coach Bruce Pearl**

On Missouri...  
 "Missouri is really good defensively. Statistically, they're the second- or third-best defense in the league. They only allow 67 points per game. They've outrebounded 14 of their 18 opponents and they're by percentage the league's best 3-point shooting team. They really shoot the 3 well."

On Auburn...  
 "The biggest thing that is ailing us is our defense. We statistically rank near the top of our league offensively. Nationally, we're in the top 15-20 in most offensive categories. If you score 80 points per game, you should win. The way to overcome our defensive deficiencies are team related. The individual defensive deficiencies are what they are. Those don't change overnight and there are factors why they exist. How you overcome them is with the other four guys on the floor and what they do to put themselves in position to be able to assist a defensive weakness or breakdown. That's what we're not doing."

**CONTINUING THE IMPROVEMENT: CONFERENCE WIN TOTALS**

Auburn is one of just 13 teams in the country to have improved its win totals in conference play each of the last four seasons. The Tigers are one of only two power-five programs to accomplish the feat, joining USC. Auburn won four Southeastern Conference games in 2015, five in 2016, seven in 2017 and 13 in 2018 to become the SEC champions.





son. He is fourth in the SEC averaging 16.9 ppg, while Harper is eighth at 15.3 points per game.

**DOWNTOWN BRYCE BROWN**

» Bryce Brown became Auburn's all-time career 3-point king in the Tigers' final game of the Maui Invitational against Arizona passing the old mark of 262 3-pointers set by Wesley Person. The record breaker came with 5:00 remaining in the game and gave Auburn a 66-51 lead. Brown has now made 308 career 3-pointers, becoming the eighth player to reach 300 career 3-pointers in SEC history in the Tigers' game against Kentucky. At Mississippi State, he broke a tie with Vanderbilt's John Jenkins for seventh in career 3s in SEC history. He has the fifth-most career 3-pointers among all active DI players.

» Against UAB, Brown became the 23rd player in Auburn history to reach 1,200 career points. His 1,358 career points rank third among active SEC players. The senior has moved up 16 spots on Auburn's career scoring chart this season.

» Brown has scored in double figures in each of the last eight games, and has led Auburn in scoring a team-best 10 times this season, including each of the last four games. He is averaging 19.0 points per game and is shooting 34-of-71 (47.9 percent) from 3-point range over his last eight games. He led Auburn with 28 points, including 25 in the second half against Kentucky. He was 8-of-9 from the field, 6-of-7 from 3-point range and 6-of-6 from the free-throw line against the Wildcats. At Texas A&M, Brown scored 22 points, including 20 in the first half and 18 straight points for Auburn at one point. Brown, who scored 22 points in the first half against Dayton, has scored 20-plus points in a half three times this season. Five of his 16 career 20-point games have come this season. He became the 19th player in Auburn history to score 1,300 career points against Kentucky.

**All-Time Scoring List (Auburn)**

13.	Rasheem Barrett	2005-09	1,396
14.	Frank Ford	1983-87	1,389
15.	Lee DeFore	1963-66	1,386
	Aaron Swinson	1991-94	1,386
<b>17.</b>	<b>Bryce Brown</b>	<b>2015-P</b>	<b>1,358</b>
17.	Gary Redding	1972-72	1,334
18.	Doc Robinson	1996-00	1,332

» Brown, who has made at least four 3-pointers in 10 of 19 games this season, is the SEC's second-leading scorer in conference play at 20.5 points per game and leads the league in SEC play with 4.3 3s per game and is third in 3-point field goal percentage at 49.1 percent. He averaged 20.3 points and hit 13 3s in three games in the Maui Invitational. Brown extended his own Auburn career record with his 21st game with at least five made 3s against Kentucky. He has had six games with at least five 3s this season, including the Tigers' recent games at Texas A&M and against Kentucky where he was 11-of-18 from distance. He is second in the SEC averaging 3.5 made 3s per game this season.

» For his career, Brown is 308-of-798 (.386) from 3-point range. He made two triples in his last game at Mississippi State to break a tie with Vanderbilt's John Jenkins for seventh in career 3-pointers in SEC history. With seven 3-pointers at Ole Miss, he passed Vanderbilt's Scott Draud

and Lee Humphrey of Florida to move into ninth on the SEC's top 10 for career 3s. He added five at Texas A&M to move past Ronnie MaMahon of Vanderbilt for eighth. Brown currently has 67 3-pointers this season, which puts him five away from cracking Auburn's single-season top 10. When he reaches 73 3s for the season, he will become the only player in program history to have three seasons in the school's top 10 for 3-pointers made. Last season, he made 107 triples, coming within one 3-pointer of Lance Weems' school record, and he set an Auburn freshman record with 78 3-pointers in 2015-16. His 798 3-pointers attempted are seventh-most in SEC history. In Auburn's win over Dayton, Brown became the Tigers' career leader in 3-point attempts, passing Frankie Sullivan's 713.

**All-Time 3-Pointers Made (SEC)**

1.	Chris Lofton (UT)	2005-08	431
2.	Shan Foster (VU)	2005-08	367
3.	Pat Bradley (AR)	1996-99	366
4.	Allan Houston (UT)	1990-93	346
5.	Chris Warren (OM)	2008-11	334
6.	Kenny Boynton (UF)	2009-13	333
<b>7.</b>	<b>Bryce Brown (AU)</b>	<b>2015-P</b>	<b>308</b>
8.	John Jenkins (VU)	2010-12	306
9.	Ronnie McMahon (VU)	1992-95	296
10.	Scott Draud (VU)	1987-91	288
	Lee Humphrey (UF)	2004-07	288

**All-Time 3-Pointers Made (Auburn)**

<b>1.</b>	<b>Bryce Brown</b>	<b>2015-P</b>	<b>308</b>
2.	Wesley Person	1990-94	262
3.	Lance Weems	1992-96	240
4.	Ronnie Battle	1989-93	236
5.	Frankie Sullivan	2008-13	228
6.	Scott Pohlman	1997-2001	206
7.	Tay Waller	2008-10	187
8.	Daymeon Fishback	1996-2000	185
9.	DeWayne Reed	2006-10	184
<b>10.</b>	<b>Jared Harper</b>	<b>2016-P</b>	<b>166</b>

» Brown is eighth in the SEC shooting 43.6 percent from the field. He is the only player who is ranked in the top 8 in the SEC in field-goal percentage who has taken over half his shots from beyond the arc. For the season, 167 of his 234 (71.4 percent) have been from 3-point range.

**OFF THE COURT: ANFERNEE MCLEMORE**

Anfernee McLemore is the perfect embodiment of what it means to be a student-athlete at Auburn University. The two-time Academic Top Tiger honoree recently served on the prestigious Southeastern Conference Men's Basketball Leadership Council. He also has logged hours at the "Breakfast Club" where he serves as a role model for young kids in the Auburn community.



**KENPOM.COM CORNER**

**Adjusted Efficiency Margin**

Value	SEC	NCAA
+20.54	3rd	16th

**Adjusted Offensive Efficiency**

Points scored per 100 possessions

Value	SEC	NCAA
118.0	2nd	9th

**Adjusted Defensive Efficiency**

Points allowed per 100 possessions

Value	SEC	NCAA
97.4	9th	74th

**CHEF HARPER WITH THE POP, BOY**

» Jared Harper, who was named to the Lute Olson Award Mid-Season Watch List earlier this season, scored 15 points and dished out seven assists in Auburn's last game at Mississippi State. Harper is averaging 17.6 points and 6.2 assists over the last five games (scored in double figures in all five).

» He has 1,105 career points and 405 assists, becoming the fifth player in Auburn history with 1,100 career points and 400 career assists against the Bulldogs, joining Wes Flanigan, Eddie Johnson, DeWayne Reed and Doc Robinson. At Mississippi State, he also became the ninth player in program history to top 400 career assists and moved into the school's career top 10 with 166 made 3-pointers.

» The Tigers' point guard, who is the SEC's only player averaging 15 points and six assists per game, is eighth in the SEC with 15.3 points per game and first in the SEC and 11th nationally with 6.6 assists per game, while playing 33.8 minutes per game, which is second in the SEC. He is ninth in the league with an 81.7 free-throw percentage and is sixth shooting 39.5 percent from 3-point range while making 2.7 shots from long range per game, which is tied for fifth.

» Harper has five career games with double-digit assists, including three this season, and he is third in the SEC with a 2.7 assist-to-turn-over ratio.

» Auburn has scored 312 points off of Harper's assists this season. Harper has made or assisted on 216 of Auburn's 561 made field goals this season (38.5 percent). Harper's 405 career assists lead all SEC players and are tied for seventh among all DI juniors.

» Harper has made 327 free throws in his career, moving past DeWayne Reed for seventh on Auburn's career free throws made list in the Tigers' last game at Mississippi State. He passed KT Harrell for eighth against UAB. He is ninth in the SEC with an 81.7 free-throw percentage.

**All-Time Free Throws Made**

1.	John Mengelt	1968-71	496
2.	Eddie Johnson	1973-77	410
3.	Chris Denson	2010-14	341
4.	Wes Flanigan	1993-97	338
5.	Frankie Sullivan	2009-13	334
6.	Jeff Moore	1984-88	329
7.	<b>Jared Harper</b>	<b>2016-P</b>	<b>327</b>
8.	DeWayne Reed	2006-10	324

» Harper became the 38th member of Auburn's 1,000-point club in Auburn's last nonconference game against North Florida. Since then, Harper has elevated himself into a tie for 28th on the all-time scoring list.

**All-Time Scoring List (Auburn)**

27.	Korvotney Barber	2005-09	1,151
28.	<b>Jared Harper</b>	<b>2016-P</b>	<b>1,105</b>
	Lance Weems	1992-96	1,105
30.	Bryant Smith	1995-99	1,087

**1,000 Points and 400 Assists (Auburn)**

Player	Years	Points	Assists
Eddie Johnson	1973-77	1,988	499
Dewayne Reed	2006-10	1,426	468
Doc Robinson	1996-00	1,322	568
Wes Flanigan	1993-97	1,208	573
<b>Jared Harper</b>	<b>2016-P</b>	<b>1,105</b>	<b>405</b>

**PLAYER TO WATCH: JARED HARPER**

Junior point guard Jared Harper has been the orchestrator on offense for the Tigers. His 6.6 assists per game leads the SEC and is 11th nationally. The Mableton, Ga. native has recorded at least five assists in 16 of Auburn's 19 games this season, including three with 10-plus dimes. Harper has 405 assists in his career, good for ninth on the program's all-time list.



**TOP OF THE PACK**

» Auburn has fared well in the past two-plus seasons in the non-conference slate. The Tigers lead the SEC in both wins and winning percentage in non-league regular-season games over the last two-plus seasons. Auburn is the only SEC team that has won at least 11 regular-season non-conference games in each of the last three seasons. The streak is the longest in school history. The Tigers' 34 non-conference regular-season wins over that span tie a school record for the most nonconference wins over a 3-year span, which was previously set from 1998-2000.

Team	'16-17	'17-18	'18-19	Total	Pct.
Auburn	11-2	12-1	11-2	34-5	.872
Miss. State	9-3	12-1	12-1	33-5	.868
Kentucky	10-3	11-2	11-2	32-7	.821
Arkansas	11-2	11-2	9-4	31-8	.795
Tennessee	8-5	10-2	12-1	30-8	.789
LSU	8-4	9-3	10-3	27-10	.730
Georgia	9-4	9-3	9-4	27-11	.711
Texas A&M	8-4	11-2	7-5	26-11	.703
Florida	10-3	9-4	8-5	27-12	.692
Ole Miss	9-4	7-6	10-3	26-13	.667
Alabama	7-5	9-4	9-4	25-13	.658
Missouri	5-7	10-3	9-3	24-13	.649
S. Carolina	10-3	9-4	5-8	24-15	.615
Vanderbilt	7-6	6-7	9-4	22-17	.564

(as of games through 18-19 regular season)

» The Tigers have earned wins vs. notable opponents in Arizona, Dayton (twice), Middle Tennessee, Murray State (twice), Oklahoma, TCU, Texas Tech, UConn (twice), Washington and Xavier (twice).

**BLOWOUT WINS**

» Auburn is 15th in the country with a +14.5 scoring margin. It is the Tigers' best mark through 19 games since the 1998-99 Tigers had a +23.1 scoring margin through the first 19 games. The current margin is on pace to be the third-best scoring margin for a season in program history. Ten of Auburn's 13 victories are by double digits, and six are by at least 20 points. The Tigers' 13 wins are by an average of 24.3 points. Auburn has 29 double-digit wins since the start of last season, which is two more double-digit wins than the Tigers' had in the previous five

**AWARD CASE**

**Bryce Brown**

Jerry West Award Watch List  
Preseason All-SEC Second Team  
SEC Player of the Week (Nov. 26)

**Samir Doughty**

Top Impact Transfer (Jon Rothstein)

**Jared Harper**

Bob Cousy Award Watch List  
Preseason All-SEC Second Team  
Maui Invitational All-Tournament Team  
Lute Olson Player of the Year Mid-Season List

**Chuma Okeke**

Top-20 Breakout Player (Jon Rothstein)  
SEC Player of the Week (Nov. 12)

**Austin Wiley**

Kareem Abdul-Jabbar Award Watch List

seasons combined and is more than the overall win total of four SEC teams since the start of last season.

» Auburn's last win was a 19-point win at Texas A&M, which is the Tigers' largest margin of victory in an SEC game since defeating Alabama 90-71 last season and its largest SEC road win since beating LSU 98-75 in Baton Rouge on Feb. 21, 2017.

» Twelve of Auburn's 15 SEC wins since the start of last season have been by double digits, including both this season. The Tigers had 11 double-digit SEC wins in the previous seven years combined.

**Highest Scoring Margins All-Time**

Rank	Year	Margin
1.	1998-99	+19.6
2.	1958-59	+17.4
3.	<b>2018-19</b>	<b>+14.5</b>
4.	1962-63	+11.2
5.	1961-62	+10.2

**AREAS OF IMPROVEMENT**

» Comparing the 2017-18 team to the 2018-19 team, the Tigers have made significant strides in a plethora of areas.

Through 19 Games	17-18	18-19
3-Pointers	181 (9.5)	206 (10.8)
Offensive Rebounds	246 (12.9)	277 (14.6)
Points Off Turnovers	343 (18.1)	468 (24.6)
Steals	144 (7.6)	179 (9.4)
Turnovers Forced	290 (15.3)	356 (18.7)

**CONSECUTIVE ONE-POSSESSION GAMES**

» Auburn dropped two straight one-possession contests, 82-80 to No. 12 Kentucky on Jan. 19 and 80-77 at South Carolina on Jan. 22. It is the first time the Tigers' have played back-to-back one-possession games since losing 63-61 at Missouri and 64-61 to Georgia on March 3 and March 7, 2015. Five of Auburn's six losses are by eight points or less.



**GLASS EATERS**

» Auburn is averaging 14.6 offensive rebounds per game, which is third nationally, leading to an average of 13.9 second-chance points per game (265 in 19 games). Four times this season Auburn has outrebounded an opponent by 15, including 50-33 against Texas A&M, and has won the rebounding battle in 11 of 19 games. The Tigers are 10-1 in those games. Auburn has pulled down at least 15 offensive rebounds in 10 of 19 games this season and is tied for the lead in SEC games averaging 12.8 offensive rebounds.

» Chuma Okeke (2.8; 5th in SEC), Horace Spencer (2.9; 5th in SEC), Austin Wiley (2.3), Anfernee McLemore (1.6) and Samir Dougherty (1.3) lead Auburn in offensive rebounding. Auburn and Kentucky are the only teams to have two players ranked in the top 10 in the SEC in offensive rebounding.

**KEEP IT 100**

» Auburn scored 103 points vs. Mississippi College, the most points for the Tigers since a 119-85 victory over Winthrop last season. It is the second time the Tigers have reached the century mark this season after defeating South Alabama 101-58 in the season opener, and the seventh time in 151 games under head coach Bruce Pearl. Prior to Pearl's arrival, Auburn hadn't scored 100 points in the previous 337 games since a 105-66 victory over Grambling State on Nov. 29, 2003.

**BALANCED SCORING**

» Auburn is second in the SEC averaging 83.8 points per game because of a balanced attack that has six Tigers averaging at least 8.0 points per game including Bryce Brown (16.9), Jared Harper (15.3), Austin Wiley (10.8), Chuma Okeke (10.4), Samir Dougherty (8.2) and Malik Dunbar (8.0). Six times this season Auburn has had at least five players score in double figures. Nine different Tigers have scored in double figures at least once this season. Auburn has topped the 80-point plateau in 12 of 19 games, plus AU has surpassed the 90-point mark six times and has scored 100-plus twice. The Tigers are 10-2 when scoring at least 80 points. Auburn is on pace to be the second-highest scoring team in program history.

**Highest Scoring Teams All-Time**

Rank	Year	PPG
1.	1991-92	86.6
<b>2.</b>	<b>2018-19</b>	<b>83.8</b>
3.	1970-71	82.1
4.	1977-78	82.0
5.	2017-18	81.9

**TURNING OVER THE OPPONENT**

» Auburn is tied for fifth nationally, and first among power conference teams, forcing 18.7 turnovers per game. The Tigers have forced at least 20 turnovers seven times this season. Auburn is forcing an average of 21.1 turnovers per game at home (211 in 10 home games). Auburn is averaging 13.4 turnovers and is third in the country with a plus-5.3 turnover margin.

» The Tigers are outscoring their opponents 24.6-12.1 on points off turnovers (468-229). Auburn has scored at least 20 points off turnovers 12 times this season, 30 points off turnovers seven times and topped the 40-point plateau for the first time in their last nonconference game with 41 points off 33 North Florida turnovers,

while setting a school record for turnovers forced.

**Games Forcing 20-plus Turnovers**

12/29	North Florida	33
11/28	Saint Peter's	26
12/4	UNC Asheville	25
12/8	Dayton	23
11/6	South Alabama	22
11/19	vs. Xavier	22
12/19	at NC State	22

**RETURN TO SENDER**

» Auburn is fourth nationally averaging 5.7 blocked shots per game. This is on the heels of the Tigers setting a new program record with 180 blocks last season. The Tigers have had three of its program's top-10 single-season block totals during Bruce Pearl's first four seasons on the Plains. [1. 180, 2017-18; 3. 162, 2016-17; 10. 126, 2015-16]. Auburn is the only DI teams with two players with at least 140 career blocks as they currently have two of the program's top six all-time shot blockers on their roster.

» Senior Horace Spencer blocked one shot against South Carolina to pass Charles Barkley for fourth all-time at Auburn. Spencer is 25th among all active DI players with 148 career blocks. Junior Anfernee McLemore blocked a shot at Mississippi State to break a tie with Chris Morris for sixth on Auburn's career blocked shots chart, and he has a block in all but one game this season to give him 142 career blocked shots. He is eighth among all active DI juniors.

**All-Time Blocks Leaders**

1.	Kyle Davis	2000-04	360
2.	Mamadou N'diaye	1996-2000	241
3.	Korvotney Barber	2005-09	155
<b>4.</b>	<b>Horace Spencer</b>	<b>2015-P</b>	<b>148</b>
5.	Charles Barkley	1981-84	145
<b>6.</b>	<b>Anfernee McLemore</b>	<b>2016-P</b>	<b>142</b>
7.	Chris Morris	1984-88	141
8.	Pat Burke	1993-97	133
9.	Asaahn Dixon-Tatum	2012-14	108
10.	Kenny Gabriel	2009-12	105

**Highest Block Totals in Auburn History**

Rank	Year	Blocks	BPG
1.	2017-18	180	5.3
2.	2002-03	178	5.2
3.	2016-17	162	5.1
4.	2000-01	155	4.8
5.	2001-02	152	5.4
	1997-98	152	5.1
7.	2011-12	149	4.8
8.	2013-14	134	4.5
	2003-04	134	4.8
10.	2015-16	126	4.1
--	<b>2018-19</b>	<b>109</b>	<b>5.7</b>

**TIGERS FROM BEHIND THE ARC**

» Auburn leads the SEC and is fifth nationally with 10.8 made 3s per game and also leads the league with 11.7 3-pointers (70-of-174) and a 40.2 percent 3-point field goal percentage in SEC play. The Tigers have made double-digit 3-pointers in 12 of 19 games this season, including five of six SEC games. Auburn's 206 3-point field goals put the Tigers 24 ahead of the 2015-16 Tigers' previous record of 182 3s through 19 games. The Tigers are 25 ahead of last year's squad, who made 181 3-pointers in the first 19 games, on its way to a program single-season record of 324 made 3-pointers.

**TOP-10 CLASS**

On the heels of a 26-win season that included a Southeastern Conference championship and a berth in the NCAA Tournament, head coach Bruce Pearl and the Auburn basketball team have signed a top-10 recruiting class that includes five four-star prospects.

"What jumps out to me about this class is the character, toughness, hunger, not entitled and wanting to continue to make history at Auburn. I think all five of these guys have a chance to be great Auburn men."  
- Coach Pearl

**2019 CLASS**

Player	Pos.	Ht.	Hometown
Babtunde Akingbola	C	6-8	Powder Springs, Ga.
Allen Flanigan	G/F	6-5	Little Rock, Ark.
Tyrell Jones	G	6-1	Chicago, Ill.
Isaac Okoro	F	6-6	Powder Springs, Ga.
Jaylin Williams	F	6-7	Nahunta, Ga.

**Babtunde Akingbola  
6-8, 220, C**

ESPN - 3 star, #15 in Georgia, #52 PF  
Rivals - 4 star  
247 Sports - 3 star, #15 in Georgia, #47 C

- Had 70 reb and 27 blk in Nike EYBL circuit
- 6.0 pts, 6.1 reb, 3.0 blk, 1.1 apg as junior at McEachern HS
- Led team to third-place finish at the 45th annual City of Palms Classic

**Allen Flanigan  
6-5, 200, G/F**

ESPN - 4 star, #1 in Arkansas, #33 SF  
Rivals - 3 star  
247 Sports - 3 star, #3 in Arkansas, #63 SF

- Son of Auburn legend and current assistant coach Wes Flanigan
- 13.0 ppg, 6.5 rpg, 2.9 spg as a junior at Parkview Magnet HS
- As a junior, averaged 13.0 points, 6.5 rebounds and 2.9 assists per game while playing for his grandfather, Alfred Flanigan

**Tyrell Jones  
6-1, 170, G**

ESPN - 4 star, #92 overall, #8 in Florida, #13 PG  
Rivals - 4 star, #105 overall, #16 PG  
247 Sports - 4 star, #88 overall, #13 in Florida

- 17.2 ppg, 3.0 apg, 3.0 rpg, 2.2 spg as a junior at West Oaks Academy in Orlando, Fla.
- Secured 11 games in double figures as a junior
- Hit a school record 12 3s in one game

**Isaac Okoro  
6-6, 215, F**

ESPN - 4 star, #44 overall, #2 in Georgia, #7 SF  
Rivals - 4 star, #32 overall, #5 SF  
247 Sports - 4 star, #38 overall, #2 in Georgia, #7 SF

- Gold Medalist for USA U17 World Cup Team
- 20.3 ppg, 6.4 rpg as a junior for McEachern HS
- In three seasons, led the team to an 81-8 record that includes three state tournament appearances.

**Jaylin Williams  
6-7, 215, F**

ESPN - 4 star, #6 in Georgia, #35 SF  
Rivals - 4 star, #95 overall, #22 PF  
247 Sports - 4 star, #6 in Georgia, #21 PF

- First Team All-State selection as a junior
- Had consecutive games where he scored 44 points, followed by a 51-point, 10-rebound, 6-block outing
- Averaged 11.9 points, 4.9 rebounds and 1.9 assists while shooting 63 percent from the floor last summer

## AUBURN VS. TOP SCORERS

In 13 of 18 games this season (excludes season opener), the Tigers have held an opponent's leading scorer under his season average entering the game. Auburn has held these players 3.6 points per game under their average entering the game on 39.2 percent shooting.

In SEC play, The Tigers have held four of their first six SEC opponents' leading scorers under their season averages. Auburn has held these players to 12.3 points per game, 3.0 points below their average entering the game, on 35.6 percent shooting.

Leading Scorer	PPG	Pts	FG	Diff.
Dickerson (UW)	18.0	12	6-10	-6.0
Boston (MC)	20.0	9	4-14	-11.0
Marshall (XU)	14.3	10	3-9	-4.3
Barrett (DU)	24.0	18	7-20	-6.0
Randolph (AZ)	17.2	18	6-10	+0.8
Turner (SP)	19.4	12	3-14	-7.4
Baker (AVL)	15.6	4	2-10	-11.6
Cunningham (UD)	14.9	14	6-8	-0.9
Bryant (UAB)	12.9	13	5-15	+0.1
Dorn (NCS)	16.0	6	2-6	-10.0
Morant (MS)	22.8	25	7-14	+2.2
Horchler (NF)	15.7	10	4-5	-5.7
Tyree (OM)	18.4	5	1-10	-13.4
Hammonds (UG)	14.2	9	2-6	-5.2
Starks (AM)	14.4	6	3-14	-8.4
Johnson (UK)	14.6	20	7-11	+5.4
Lawson (SC)	13.6	7	2-9	-6.6
Weatherspoon (MS)	16.8	27	6-9	+10.2
	16.1	225	76-194	-3.6
		(12.5)	(39.2%)	

## 2018-19 GAME LEADERS

### Led Team in Scoring

Bryce Brown	10
Jared Harper	5
Chuma Okeke	2
Samir Doughty	1
J'Von McCormick	1
Anfernee McLemore	1
Austin Wiley	1

### Led Team in Rebounding

Chuma Okeke	7
Austin Wiley	7
Horace Spencer	3
Samir Doughty	2
Anfernee McLemore	2
Malik Dunbar	1

### Led Team in Assists

Jared Harper	19
Chuma Okeke	1

### Led Team in Steals

Chuma Okeke	7
Samir Doughty	6
Malik Dunbar	6
Jared Harper	5
J'Von McCormick	3
Bryce Brown	2
Anfernee McLemore	2
Danjel Purifoy	2
Horace Spencer	2

### Led Team in Blocks

Austin Wiley	9
Anfernee McLemore	7
Chuma Okeke	3
Malik Dunbar	2
Horace Spencer	2

(includes ties)

» Auburn has made double-digit 3s in 57 of 151 games (37.7 percent) under head coach Bruce Pearl. Prior to Pearl's arrival, the Tigers had just 124 games with at least 10 3s in 855 games since the creation of the 3-point shot in college basketball for the 1986-87 season (14.5 percent).

### Most 3-Pointers Made in Auburn History

Rank	Year	3FGM	3PG
1.	2017-18	324	9.5
2.	2016-17	289	9.0
3.	1995-96	287	9.0
4.	2008-09	278	7.7
5.	2015-16	272	8.8
6.	2009-10	271	8.5
7.	2004-05	259	8.4
8.	2014-15	252	7.2
9.	2006-07	235	7.3
10.	1998-99	234	7.1
--	<b>2018-19</b>	<b>206</b>	<b>10.8</b>

### HALF A HUNDRED

» Auburn scored 50 points in the second half of its last non-conference game against North Florida. In its previous game against Murray State, the Tigers tied a season high by scoring 55 points in the second half. Auburn has recorded a 50-point half seven times this season.

### 50-Point Halves

12/22	vs. Murray State (2nd)	55
11/14	vs. Miss. College (2nd)	55
1/19	vs. Kentucky (2nd)	53
11/6	vs. South Alabama (1st)	52
11/28	vs. Saint Peter's (1st)	51
12/8	vs. Dayton (1st)	51
12/29	vs. North Florida (2nd)	50

### STRONG BENCH PRODUCTION

» The Tigers have scored at least 20 bench points 10 times, 30 bench points six times and 40 bench points three times this season. Malik Dunbar leads Auburn with nine games in double figures off the bench after having just three double-digit scoring games all of last season. Dunbar has scored in double figures three times in Auburn's first six SEC games after scoring in double figures just once in SEC play last season. He has scored in double figures five times in the last nine games overall.

» Twenty times Auburn has had a player score double figures coming off the bench. Horace Spencer recorded his first career double-double with 14 points and 17 rebounds against Mississippi College coming off the bench. J'Von McCormick scored a career-high 14 points on 6-of-7 shooting to go with three assists, three steals and two rebounds at N.C. State. On average, Auburn outscores its opponents' bench, 25.8-16.8 (490-319).

### STEALING THE SHOW

» Auburn is averaging 9.4 steals per game, which is second in the SEC and ninth nationally. The Tigers have recorded at least 10 steals in a game nine times this season, including 20 in their last nonconference game against North Florida, which is one off the school record of 21 steals against Louisiana-Monroe on Dec. 6, 2008. Auburn had three straight double-digit steals games from 12/19-12/29. The Tigers are fourth nationally averaging 5.7 blocked shots per game. Auburn and Duke are the only two teams in the country that are in the top 10 in blocked shots and steals per game.

» Chuma Okeke leads Auburn and is tied for fifth in the SEC with 1.6 steals per game including five steals in each of the Tigers' last two nonconference games. Samir Doughty is tied for 10th in the league at 1.4 steals per game.

### Most Steals in Auburn History

Rank	Year	Steals	SPG
1.	1998-99	327	9.9
	2008-09	327	9.1
3.	2006-07	270	8.4
4.	2002-03	269	7.9
5.	2000-01	265	8.3
6.	2007-08	259	8.6
7.	1989-90	258	8.3
8.	2017-18	252	7.4
	2009-10	252	7.9
10.	1995-96	251	7.8
--	<b>2018-19</b>	<b>179</b>	<b>9.4</b>

### BIG MAC

» Anfernee McLemore scored 10 points at Mississippi State. McLemore was a rebound shy of a double-double against Georgia with 15 points on 7-of-10 field goals and nine rebounds. McLemore scored 13 points, including 3-of-4 shooting from 3-point range in Auburn's win at Texas A&M. McLemore also grabbed six rebounds. He finished with 11 points and eight rebounds in Auburn's last nonconference game against North Florida. McLemore has scored in double figures in four of the last seven games after doing so just twice in the first 12 games.

### BIG MAN ON CAMPUS

» Austin Wiley, who has missed Auburn's last three games, and who will be out for an undisclosed amount of time with an injury, has eight games scoring in double figures and also has nine games with at least seven rebounds this season, including a career-high 12 rebounds at Texas A&M. Wiley has blocked at least three shots in five of his 15 games this season including five blocks against UNC Asheville and Dayton. Against Murray State, he recorded his second career double-double, and first of the season, with 17 points and 10 rebounds in his first start of the season. For the year, he's averaging 10.8 points, 6.1 rebounds, 1.9 blocks (10th in the SEC) and is shooting 58.1 percent from the floor (61-of-105), which would be second in the SEC if he met the minimum requirements for attempts.

### SEC w/ Wiley SEC no Wiley

Record	2-1	0-3
Scoring Margin	+6.3	-4.3
Opponents' Scoring	75.3	84.7
Opponents' FG%	42.9	50.3
Paint PPG	28.0	21.0
OPP Paint PPG	25.3	34.7
Rebounding Margin	+5.0	-4.3
Offensive Rebounds	17.7	8.0
Second-Chance Points	18.0	6.0

### OLD, SAVVY VETERANS

» Despite being a young team during Auburn's run to a conference title in 2017-18, the Tigers have turned into one of the most experienced teams in the country.

» Auburn is one of just seven programs without a scholarship freshman on its roster, joining Alcorn State, Bethune-Cookman, Louisville, South Alabama, Tulsa and UT Martin.

**BIG-TIME W**

» Auburn's 22-point win over #25 Washington was the third-largest win over a ranked opponent in program history. It was just the Tigers' second win ever over a ranked non-conference opponent at home and the first in Auburn Arena, which is in its ninth season.

1. #9 Auburn 97, #8 Mississippi State 66 (1/3/59)
2. Auburn 81, #12 Alabama 57 (1/23/07)
3. #11 Auburn 88, #25 Washington 66 (11/9/18)

**TIGERS IN OVERTIME**

» Auburn is 2-0 this season in overtime games. The Tigers defeated Xavier 88-79 on Nov. 19 in the first round of the Maui Invitational and defeated UAB 75-71 in Birmingham's Mike Slive Invitational in their last game. Prior to this season, Auburn's last overtime game was against Missouri in the 2017 SEC Tournament and its last OT win was at UConn on Dec. 23, 2016. Jared Harper has scored 15 of the Tigers' 23 points in overtime this season. Harper scored five of Auburn's 11 points in the extra period against Xavier and then notched 10 of the Tigers' 12 points in the extra session against UAB.

» Auburn is 5-2 in overtime under head coach Bruce Pearl, picking up wins against Xavier and LSU (2014-15), UConn (2016-17) and Xavier and UAB (2018-19).

**RPI IMPROVEMENT**

» In the four seasons before 2014-15, the Tigers held an average final RPI of 202. Since that point, Auburn has averaged a final RPI of 131. Here are the final RPI rankings in the last seven seasons and the latest in 2017-18.

2010-11	253	
2011-12	145	
2012-13	250	
2013-14	160	
2014-15	132	(Under Coach Pearl)
2015-16	160	(Under Coach Pearl)
2016-17	82	(Under Coach Pearl)
2017-18	16	(Under Coach Pearl)

» Over the last four seasons, Auburn has improved its average RPI by 83.3 positions, previous to the five years before Pearl and staff arrived.

» Only South Carolina (88.4) has improved its position more in the SEC, and that includes a run to the Final Four in 2017. the next-best improvement in the SEC is Arkansas at 58.9.

**STREAK AT HOME ENDED**

» Auburn had its 12-game home winning streak snapped with an 82-80 loss to Kentucky in its last game. The streak started with a 76-66 victory over Kentucky on Feb. 14, 2018. Auburn is 24-2 at home since the beginning of the 2017-18 season, including a 13-game winning streak at Auburn Arena starting with a 89-78 victory over Missouri in the last home game of the 2016-17 season and ending with the Tigers' only home loss last season, an 81-80 loss to Texas A&M on Feb. 7, 2018. Bruce Pearl is the first coach in Auburn history to lead the Tigers on multiple home winning streaks of at least 12 games.

Streak Began	Ended
36 Ga Tech (1/26/57)	Miss St (1/7/61)
30 So Miss (3/11/98)	#12 LSU (3/1/00)
17 Miss St (1/1/27)	Ole Miss (2/10/28)
15 Ga Tech (2/27/74)	Alabama (1/10/76)
13 Missouri (3/4/17)	Texas A&M (2/7/18)
12 Kentucky (2/14/18)	Kentucky (1/19/19)

**GETTING IT DONE IN THE CLASSROOM**

» When head coach Bruce Pearl took the job at Auburn, he made a commitment to make sure his kids focused on their school work.

» In May, Auburn received an Academic Progress Rate Public Recognition Award marking the first time the Tigers have been honored since the award began tracking data in 2004.

» The NCAA annually honors teams earning multiyear Academic Progress Rates in the top 10 percent of all squads in each sport.

» Auburn has three consecutive perfect APR scores of 1,000.

» The Tigers boast 995 multi-year score from 2013-17, the best in program history.

» Auburn has graduated 18 student-athletes in the last four years - the most by any program in the SEC.

**LOCKDOWN DEFENSE**

Auburn has ramped up its efforts on the defensive end during the 2018-19 season. Below is a list of the opponents' points per game entering the matchup and what Auburn allowed.

Eleven times this season Auburn has held an opponent to under its scoring average entering the game, including seven times holding an opponent to more than 10 points under its season average.

Auburn has held six opponents to under 60 points this season, including three under 50, after allowing under 60 points just twice all of last season (34 games), and the Tigers are tied for fifth in the SEC allowing 69.4 points per game, an improvement of 3.8 points per game from last season. Auburn held UNC Asheville to 41 points, which is the fewest by a Tiger opponent since Auburn held Alabama to 37 points on Feb. 6, 2013.

Game	PPG	Pts Allowed
South Alabama	69.6*	58
Washington	73.0	66
Mississippi College	90.5	52
vs. Xavier	80.3	79 (OT)^
vs. Duke	96.5	78
vs. Arizona	79.2	57
Saint Peter's	70.8	49
UNC Asheville	56.7	41
Dayton	72.9	72
at UAB	69.4	71 (OT)#
at NC State	88.9	78
Murray State	77.2	88
North Florida	75.6	49
at Ole Miss	79.5	82
Georgia	77.3	78
at Texas A&M	75.4	66
Kentucky	80.1	82
at South Carolina	74.9	80
at Mississippi State	77.7	92
Missouri	68.5	
Alabama		
Florida		
at LSU		
Ole Miss		
at Vanderbilt		
Arkansas		
at Kentucky		
at Georgia		
Mississippi State		
at Alabama		
Tennessee		

\* 2017-18 final average  
^ allowed 77 in regulation  
# allowed 63 in regulation

**LAST 15 VS. MISSOURI AND SERIES NOTES**

Date	Location	Result
Feb. 2, 2013	Columbia	L, 91-77
Jan. 11, 2014	Auburn	L, 70-68
Jan. 10, 2015	Auburn	W, 85-79
Mar. 3, 2015	Columbia	L, 63-61
Jan. 9, 2016	Columbia	L, 76-61
Jan. 10, 2017	Columbia	W, 77-72
Mar. 4, 2017	Auburn	W, 89-78
Mar. 8, 2017	Nashville*	L, 86-83 (OT)
Jan. 24, 2018	Columbia	W, 91-73

\* SEC Tournament

**Series Notes**

All Games: Missouri leads 5-4  
All Games at Auburn: Auburn leads 2-1  
All Games at Auburn Arena: Auburn leads 2-1  
All Games at Missouri: Missouri leads 3-2  
All Games at Mizzou Arena: Missouri leads 3-2  
Bruce Pearl vs. Missouri: 4-4  
Cuonzo Martin vs. Auburn: 5-2  
All Games at Neutral Sites: 0-1  
SEC Tournament Games: 0-1  
Current Series Streak: 1 by Auburn  
Longest Auburn Streak: 2 ('17)  
Longest Missouri Streak: 2 ('13-'14, '15-'16)



**STAT RANKINGS (AS OF 1/28)**

	Value	SEC	NCAA
Winning Pct.	.684	6th	81st
Scoring Offense	83.8	2nd	17th
Scoring Defense	69.4	5th	122nd
Scoring Margin	+14.5	2nd	15th
Field Goal Pct.	.455	7th	143rd
Field Goal Pct. Def.	.429	11th	132nd
3-pt. FG Per Game	10.8	1st	6th
3-pt. FG Pct.	.365	3rd	81st
3-pt. FG Pct. Def.	.356	13th	260th
Free Throw Pct.	.701	8th	177th
Free Throw Made	265	10th	209th
Free Throws Att.	378	9th	216th
Rebounds	38.1	6th	65th
Rebound Margin	+3.8	8th	86th
Off. Rebounds	14.6	1st	3rd
Def. Rebounds	23.5	13th	305th
Assists	15.8	3rd	46th
Assist/Turnover	1.18	3rd	89th
Turnover Margin	+5.3	1st	3rd
Turnovers Forced	18.7	1st	5th
Blocks	5.7	2nd	4th
Steals	9.4	2nd	9th

**INDIVIDUAL**

**Assist-to-Turnover Ratio**

Jared Harper 2.72 3rd 37th

**Assists Per Game**

Jared Harper 6.6 1st 11th

**Blocks Per Game**

Austin Wiley 1.9 10th 57th

Anfernee McLemore 1.7 12th 78th

**Free Throw Percentage**

Bryce Brown .836 6th 92nd

Jared Harper .817 9th 129th

**Minutes Per Game**

Jared Harper 33:48 2nd 154th

**Offensive Rebounds Per Game**

Chuma Okeke 2.8 5th 74th

Horace Spencer 2.5 9th 122nd

**Points Per Game**

Bryce Brown 16.9 4th 154th

**Steals Per Game**

Chuma Okeke 1.6 5th 139th

**Three-Pointers Per Game**

Bryce Brown 3.5 2nd 19th

Jared Harper 2.7 5th 95th

**Total Three-Point FG Made**

Bryce Brown 67 2nd 23rd

Jared Harper 51 4th 121st

**Total Assists**

Jared Harper 125 1st 19th

**Total Blocks**

Anfernee McLemore 32 10th 78th

Austin Wiley 28 12th 107th

**Total Steals**

Chuma Okeke 31 4th 158th

**WINS/LOSSES**

Category	Wins	Losses
Scoring Offense	87.8	75.2
Scoring Defense	63.5	82.0
Scoring Margin	+24.3	-6.8
Field Goal Pct.	.469	.422
Field Goal Pct. Def.	.400	.489
3-pt. FG Per Game	11.2	10.2
3-pt. FG Pct.	.370	.355
3-pt. FG Pct. Def.	.346	.380
Free Throw Pct.	.697	.710
Free Throws Made	14.5	12.7
Opp. Free Throws Made	12.2	20.5
Rebounds	40.0	34.0
Rebound Margin	+7.1	-3.2
Off. Rebounds	15.7	12.2
Def. Rebounds	24.3	21.8
Assists	17.3	12.7
Assist/Turnover	1.4	0.8
Turnover Margin	+8.0	+0.5
Turnovers Forced	20.5	14.8
Steals	10.4	7.3
Blocks	6.7	3.7

**CURRENT STREAKS**

Overall	Lost 3
vs. Unranked	Lost 1
vs. Ranked	Lost 3
Home	Lost 1
vs. SEC	Lost 1
vs. Non-SEC	Won 21
vs. Ranked	Lost 1
vs. Unranked	Won 11
Road	Lost 2
vs. SEC	Lost 2
vs. Non-SEC	Lost 1
vs. Ranked	Lost 1
vs. Unranked	Lost 1
Neutral	Won 1
vs. Ranked	Lost 9
vs. Unranked	Won 3

**CONSECUTIVE GAMES WITH A 3-POINTER**

Jared Harper	13
Bryce Brown	8
Chuma Okeke	3

**CONSECUTIVE GAMES WITH 10+ POINTS**

Bryce Brown	8
Jared Harper	5
Chuma Okeke	4

**AUBURN IN THE POLLS**

Date	AP Poll	Coaches Poll
Preseason	11	12
Nov. 12	9	12
Nov. 19	8	9
Nov. 26	8	10
Dec. 3	8	9
Dec. 10	8	8
Dec. 17	7	7
Dec. 24	12	11
Dec. 31	12	13
Jan. 7	11	10
Jan. 14	14	12
Jan. 21	16	15
Jan. 28	RV	RV

**AP POLL**

Rank	School	Record	Points
1	* Tennessee (48)	18-1	1,575
2	* Duke (12)	17-2	1,527
3	Virginia (4)	18-1	1,473
4	Gonzaga	19-2	1,382
5	Michigan	19-1	1,381
6	Michigan State	18-3	1,235
7	* Kentucky	16-3	1,226
8	Nevada	19-1	1,158
9	North Carolina	15-4	1,065
10	Marquette	18-3	973
11	Kansas	16-4	972
12	Virginia Tech	16-3	858
13	Houston	20-1	795
14	Villanova	16-4	734
15	Louisville	15-5	658
16	Texas Tech	16-4	561
17	Purdue	14-6	532
18	Buffalo	18-2	468
19	* LSU	16-3	435
20	Iowa State	15-5	327
21	Maryland	16-5	280
22	* Mississippi State	15-4	236
23	* NC State	16-4	203
24	Wisconsin	14-6	179
25	Florida State	15-5	141

Others receiving votes: Auburn 85, Cincinnati 76, \*Washington 75, Kansas State 73, Oklahoma 41, Iowa 28, Wofford 10, Hofstra 9, TCU 7, \*Ole Miss 7, Nebraska 6, Davidson 5, Syracuse 3, Minnesota 1.

\* - Auburn opponent

**USA TODAY COACHES POLL**

Rank	School	Record	Points
1	* Tennessee (31)	18-1	799
2	* Duke (1)	17-2	755
3	Virginia	18-1	733
4	Gonzaga	19-2	701
5	Michigan	19-1	679
6	* Kentucky	16-3	599
7	Nevada	19-1	589
8	Michigan State	18-3	573
9	Marquette	18-3	503
10	North Carolina	15-4	498
11	Virginia Tech	16-3	462
12	Kansas	16-4	455
13	Houston	20-1	424
14	Villanova	16-4	385
15	Texas Tech	16-4	280
16	Louisville	15-5	255
17	Buffalo	18-2	241
18	Purdue	14-6	203
19	* LSU	16-3	175
20	Iowa State	15-5	174
21	* Mississippi State	15-4	158
22	* NC State	16-4	152
23	Wisconsin	14-6	96
24	Maryland	16-5	94
25	Iowa	16-5	64

Others receiving votes: Auburn 58, Florida State 57, \*Ole Miss 51, Cincinnati 44, Oklahoma 38, Kansas State 35, \*Washington 29, Furman 10, North Texas 10, Arizona State 6, TCU 4, Wofford 4, Baylor 4, Hofstra 2, Texas State 1.

\* - Auburn opponent

## AUBURN'S RECORD

Overall	13-6
Home	9-1
Away	2-4
Neutral	2-1
Conference	2-4
Home	1-1
Away	1-3
Non-Conference	11-2
Home	8-0
Away	1-1
Neutral	2-1
Overtime	2-0
Wearing white Auburn uniforms	4-1
Wearing white Tigers uniforms	5-0
Wearing navy uniforms	3-2
Wearing orange uniforms	1-3
Leading at half	13-1
Trailing at half	0-5
Tied at half	0-0
Leading with 5:00 remaining in second half	13-0
Trailing with 5:00 remaining in second half	0-6
Tied with 5:00 remaining in second half	0-0
Has more rebounds than opponent	10-1
Has fewer rebounds than opponent	3-4
Same rebounds as opponent	0-1
Commits more turnovers than opponent	0-3
Causes more turnovers than opponent	13-3
Same turnovers as opponent	0-0
Has more FT attempts than opponent	7-1
Has fewer FT attempts than opponent	5-5
Same FT attempts as opponent	1-0
Shoots 40% or better from field	12-4
Shoots less than 40% from field	1-2
Opponent shoots 40% or better from field	9-6
Opponent shoots less than 40% from field	4-0
Shoots better than opponent	10-1
Opponent shoots better	3-5
Same FG percentage	0-0
Bench outscores opponent's bench	8-4
Opponent's bench outscores Auburn bench	5-2
Same points off the bench	0-0
Auburn scores 100 or more	2-0
Auburn scores between 90-99	4-0
Auburn scores between 80-89	4-2
Auburn scores between 70-79	2-3
Auburn scores between 60-69	1-1
Auburn scores less than 60	0-0
Opponent scores 100 or more	0-0
Opponent scores between 90-99	0-1
Opponent scores between 80-89	1-3
Opponent scores between 70-79	4-2
Opponent scores between 60-69	2-0
Opponent scores less than 60	5-0
On Sunday	0-0
On Monday	1-0
On Tuesday	2-2
On Wednesday	4-2
On Thursday	0-0
On Friday	1-0
On Saturday	5-2
In November	6-1
In December	5-1
In January	2-4
In February	0-0
In March	0-0
Five-plus players score in double-figures	6-0
Four players score in double figures	3-3
Three players score in double figures	1-2
Two players score in double figures	3-1
One player scores in double figures	0-0

## MISCELLANEOUS STATISTICS

Largest margin of victory	51, vs. Mississippi College (11/14/18)
Smallest margin of victory	4, at UAB (OT) (12/15/18)
Largest margin of defeat	15, at Ole Miss (1/9/19)
Smallest margin of defeat	2, vs. Kentucky (1/19/19)
Biggest rebound margin	+31, vs. Mississippi College (11/14/18)
Biggest rebound deficit	-10, vs. Dayton (12/8/18)
Average margin of victory/defeat	+24.2/-6.8
Largest halftime lead	28, vs. Saint Peter's (11/28/18)
Largest halftime lead blown	1, at South Carolina (1/22/19)
Largest halftime deficit	13, at Ole Miss (1/9/19)
Largest halftime deficit overcome to win	-
Largest overall lead	55, vs. Saint Peter's (2H) (11/28/18)
Largest overall lead blown	7, at Mississippi State (2H) (1/26/19)
Largest overall deficit	17 (2x), last vs. Kentucky (2H) (1/19/19)
Largest deficit overcome to win	7, at UAB (2H) (OT) (12/15/18)

## TEAM EXTREMES

Most points scored	103, vs. Mississippi College (11/14/18)
Fewest points scored	67 (2x), last at Ole Miss (1/9/19)
Most rebounds	66, vs. Mississippi College (11/14/18)
Fewest rebounds	26, vs. Kentucky (1/19/19)
Most assists	25, vs. Saint Peter's (11/28/18)
Fewest assists	9, at South Carolina (1/22/19)
Most turnovers	25, at NC State (12/19/18)
Fewest turnovers	9, vs. Duke (11/20/18)
Most steals	20, vs. North Florida (12/29/18)
Fewest steals	2, at UAB (OT) (12/15/18)
Most blocks	12, vs. UNC Asheville (12/4/18)
Fewest blocks	2 (2x), last vs. Arizona (11/21/18)
Best shooting percentage	.540 (27-50), vs. Arizona (11/21/18)
Worst shooting percentage	.328 (22-67), at Ole Miss (1/9/19)
Best 3-pt. percentage	.524 (11-21), at Mississippi State (1/26/19)
Worst 3-pt. percentage	.182 (4-22), at UAB (OT) (12/15/18)
Best FT percentage	.913 (21-23), at Mississippi State (1/26/19)
Worst FT percentage	.500 (7-14), vs. South Alabama (11/6/18)
Most points (1st half)	52, vs. South Alabama (11/6/18)
Fewest points (1st half)	27, at NC State (12/19/18)
Most points (2nd half)	55 (2x), last vs. Murray State (12/22/18)
Fewest points (2nd half)	31, vs. Dayton (12/8/18)
Most points (OT)	12, at UAB (OT) (12/15/18)
Fewest points (OT)	11, vs. Xavier (OT) (11/19/18)

## STARTING LINEUPS

### Record when starting lineup is:

Brown, Doughty, Harper, McLemore, Okeke	9-5
Brown, Doughty, Harper, Okeke, Wiley	4-1

### Record when starts:

Bryce Brown	13-6
Samir Doughty	13-6
Jared Harper	13-6
Anfernee McLemore	9-5
Chuma Okeke	13-6
Austin Wiley	4-1

### AUBURN INDIVIDUAL GAME HIGHS

Points \_\_\_\_\_ 34, Bryce Brown vs. Dayton (12/8/18)  
 \_\_\_\_\_ 31, Jared Harper at UAB (OT) (12/15/18)  
 \_\_\_\_\_ 28, Bryce Brown vs. Kentucky (1/19/19)  
 Field Goals Made \_\_\_\_\_ 10, Bryce Brown vs. Dayton (12/8/18)  
 \_\_\_\_\_ 9, Bryce Brown vs. Xavier (OT) (11/19/18)  
 Field Goal Att. \_\_\_\_\_ 24, Bryce Brown at Ole Miss (1/9/19)  
 \_\_\_\_\_ 19, Jared Harper vs. Duke (11/20/18)  
 \_\_\_\_\_ 19, Jared Harper at UAB (OT) (12/15/18)  
 FG Pct. \_\_\_\_\_ 1.000 (4-4), Malik Dunbar at Ole Miss (1/9/19)  
 \_\_\_\_\_ 1.000 (3-3), Horace Spencer at South Carolina (1/22/19)  
 3-Point FG Made \_\_\_\_\_ 7, Bryce Brown at Ole Miss (1/9/19)  
 \_\_\_\_\_ 6, Jared Harper vs. South Alabama (11/6/18)  
 \_\_\_\_\_ 6, Jared Harper vs. Duke (11/20/18)  
 \_\_\_\_\_ 6, Bryce Brown vs. Dayton (12/8/18)  
 \_\_\_\_\_ 6, Bryce Brown vs. Kentucky (1/19/19)  
 3-Point FG Att. \_\_\_\_\_ 19, Bryce Brown at Ole Miss (1/9/19)  
 \_\_\_\_\_ 13, Bryce Brown vs. Xavier (OT) (11/19/18)  
 \_\_\_\_\_ 13, Jared Harper vs. Duke (11/20/18)  
 \_\_\_\_\_ 13, Bryce Brown vs. Dayton (12/8/18)  
 3-Pt FG Pct. \_\_\_\_\_ 1.000 (3-3), Chuma Okeke vs. Washington (11/9/18)  
 \_\_\_\_\_ .857 (6-7), Bryce Brown vs. Kentucky (1/19/19)  
 Free Throws Made \_\_\_\_\_ 15, Jared Harper at UAB (OT) (12/15/18)  
 Free Throw Att. \_\_\_\_\_ 16, Jared Harper at UAB (OT) (12/15/18)  
 FT Pct. \_\_\_\_\_ 1.000 (6-6) (4x), last Bryce Brown at Mississippi State (1/26/19)  
 Rebounds \_\_\_\_\_ 17, Horace Spencer vs. Mississippi College (11/14/18)  
 Assists \_\_\_\_\_ 13, Jared Harper vs. South Alabama (11/6/18)  
 Steals \_\_\_\_\_ 5, Malik Dunbar vs. UNC Asheville (12/4/18)  
 \_\_\_\_\_ 5, Chuma Okeke vs. Murray State (12/22/18)  
 \_\_\_\_\_ 5, Chuma Okeke vs. North Florida (12/29/18)  
 Blocked Shots \_\_\_\_\_ 5, Austin Wiley vs. UNC Asheville (12/4/18)  
 \_\_\_\_\_ 5, Austin Wiley vs. Dayton (12/8/18)  
 Turnovers \_\_\_\_\_ 6, Jared Harper at Mississippi State (1/26/19)  
 \_\_\_\_\_ 5, Chuma Okeke vs. South Alabama (11/6/18)  
 \_\_\_\_\_ 5, Jared Harper vs. Xavier (OT) (11/19/18)  
 Fouls \_\_\_\_\_ 5 (9x), last Horace Spencer at South Carolina (1/22/19)  
 Minutes \_\_\_\_\_ 43, Bryce Brown vs. Xavier (OT) (11/19/18)  
 \_\_\_\_\_ 43, Jared Harper vs. Xavier (OT) (11/19/18)  
 \_\_\_\_\_ 41, Jared Harper at UAB (OT) (12/15/18)

### OPPONENT INDIVIDUAL GAME HIGHS

Points \_\_\_\_\_ 32, Chris Silva at South Carolina (1/22/19)  
 \_\_\_\_\_ 27, Terence Davis at Ole Miss (1/9/19)  
 \_\_\_\_\_ 27, Quinndary Weatherspoon at Mississippi State (1/26/19)  
 Field Goals Made \_\_\_\_\_ 11, Chris Silva at South Carolina (1/22/19)  
 Field Goal Att. \_\_\_\_\_ 20, RJ Barrett vs. Duke (11/20/18)  
 FG Pct. \_\_\_\_\_ .917 (11-12), Chris Silva at South Carolina (1/22/19)  
 3-Point FG Made \_\_\_\_\_ 5, Rodrick Sikes vs. South Alabama (11/6/18)  
 \_\_\_\_\_ 5, Tevin Brown vs. Murray State (12/22/18)  
 3-Point FG Att. \_\_\_\_\_ 12, Rodrick Sikes vs. South Alabama (11/6/18)  
 3-Pt FG Pct. \_\_\_\_\_ 1.000 (2-2), Jaylen Nowell vs. Washington (11/9/18)  
 \_\_\_\_\_ 1.000 (2-2), Ezekiel Balogun vs. North Florida (12/29/18)  
 Free Throws Made \_\_\_\_\_ 11, Quinndary Weatherspoon at Mississippi State (1/26/19)  
 Free Throw Att. \_\_\_\_\_ 12, Dominik Olejniczak at Ole Miss (1/9/19)  
 FT Pct. \_\_\_\_\_ 1.000 (11-11), Quinndary Weatherspoon at Mississippi State (1/26/19)  
 Rebounds \_\_\_\_\_ 14, Chris Silva at South Carolina (1/22/19)  
 Assists \_\_\_\_\_ 10, Lamar Peters at Mississippi State (1/26/19)  
 Steals \_\_\_\_\_ 4, Darnell Cowart vs. Murray State (12/22/18)  
 Blocked Shots \_\_\_\_\_ 7, Marques Bolden vs. Duke (11/20/18)  
 Turnovers \_\_\_\_\_ 9, DeVon Baker vs. UNC Asheville (12/4/18)  
 \_\_\_\_\_ 8, Dyllan Taylor vs. Mississippi College (11/14/18)  
 \_\_\_\_\_ 8, Brian Coffey II vs. North Florida (12/29/18)  
 Fouls \_\_\_\_\_ 5 (5x), last Lamar Peters at Mississippi State (1/26/19)  
 Minutes \_\_\_\_\_ 43, Quentin Goodin vs. Xavier (OT) (11/19/18)  
 \_\_\_\_\_ 42, Jalen Perry at UAB (OT) (12/15/18)

### THE LAST TIME - TEAM

Defeated a ranked team at home \_\_\_\_\_ vs. #25 vs. Washington (11/9/18)  
 Defeated a ranked team on the road \_\_\_\_\_ at #23 Tennessee (1/2/18)  
 Defeated a top-10 team at home \_\_\_\_\_ vs. #9 Alabama (1/18/03)  
 Defeated a top-10 team on the road \_\_\_\_\_ at #8 Arkansas (1/23/93)  
 Won in overtime \_\_\_\_\_ at UAB, 75-71 (OT) (12/15/18)  
 Lost in overtime \_\_\_\_\_ vs. Missouri (SECT), 86-83 (OT) (3/8/17)  
 Won in double overtime \_\_\_\_\_ vs. Xavier, 89-88 (2OT) (12/20/14)  
 Lost in double overtime \_\_\_\_\_ at Arkansas, 88-80 (2OT) (1/16/13)  
 Played back-to-back overtime games \_\_\_\_\_ vs. Ole Miss, W 69-68 (2OT) (1/14/12)  
 \_\_\_\_\_ at LSU, L 65-58 (OT) (1/17/12)  
 Played at least three overtimes \_\_\_\_\_ vs. Georgia (SECT) (4OT) (3/1/79)  
 Shot 70% for a half \_\_\_\_\_ 74.1% (20-27) vs. Arkansas-Pine Bluff (12/30/13)  
 Shot 70% for a half (SEC) \_\_\_\_\_ 72.7% (16-22) at Ole Miss (2/22/03)  
 Shot 60% for a game \_\_\_\_\_ 61.8% (42-68) vs. Winthrop (11/24/17)  
 Shot 60% for a game (SEC) \_\_\_\_\_ 61.1% (33-54) at Arkansas (2/17/16)  
 Shot less than 30% for game \_\_\_\_\_ 25.8% (17-66) vs. Clemson (3/18/18)  
 Shot 100% from the FT line \_\_\_\_\_ 100% (6-6) vs. Long Beach State (12/23/11)  
 Shot 60% from 3-point line \_\_\_\_\_ 65.4% (17-26) vs. Vanderbilt (2/3/18)  
 Shot less than 30% in half \_\_\_\_\_ 18.2% (6-33) vs. Clemson (1st) (3/18/18)  
 Shot less than 20% in half \_\_\_\_\_ 18.2% (6-33) vs. Clemson (1st) (3/18/18)  
 Shot less than 10% in a half \_\_\_\_\_ 8.3% (2-24) vs. LSU (1st) (1/8/11)  
 Attempted 50 free throws \_\_\_\_\_ 52 vs. Vanderbilt (2/6/54)  
 Attempted 40 free throws \_\_\_\_\_ 42 vs. Alabama (1/21/17)  
 Attempted 30 free throws in half \_\_\_\_\_ 30 vs. Georgia (2nd) (2/24/16)  
 Made 30 free throws \_\_\_\_\_ 31 at Arkansas (2/27/18)  
 Made 30 free throws (SEC) \_\_\_\_\_ 31 at Arkansas (2/27/18)  
 Made at least 10 3-point field goals \_\_\_\_\_ 11 at Mississippi State (1/26/19)  
 Failed to make 3-point field goal \_\_\_\_\_ vs. Kentucky (0-15) (1/19/13)  
 Had at least 50 rebounds \_\_\_\_\_ 50 at Texas A&M (1/16/19)  
 Had less than 20 rebounds \_\_\_\_\_ 19 vs. Presbyterian (12/18/10)  
 Had 25 assists \_\_\_\_\_ 25 vs. Saint Peter's (11/28/18)  
 Had at least 15 steals \_\_\_\_\_ 20 vs. North Florida (12/29/18)  
 Had at least 10 blocks \_\_\_\_\_ 12 vs. UNC Asheville (12/4/18)  
 Had at least 15 blocks \_\_\_\_\_ 17 vs. Nicholls State (11/25/11)  
 Had at least 25 lead changes \_\_\_\_\_ 27 at Arkansas (1/16/13)  
 Scored 50 points in a half \_\_\_\_\_ 53 vs. Kentucky (2nd) (1/19/19)  
 Scored 50 points in a half (SEC) \_\_\_\_\_ 53 vs. Kentucky (2nd) (1/19/19)  
 Scored 60 points in a half \_\_\_\_\_ 61 vs. Winthrop (2nd) (11/24/17)  
 Scored 60 points in a half (SEC) \_\_\_\_\_ 64 at Tennessee (2/15/06)  
 Scored 70 points in a half \_\_\_\_\_ 72 vs. Northwestern State (2nd) (11/27/15)  
 Scored 100 points \_\_\_\_\_ 103 vs. Mississippi College (11/14/18)  
 Scored 100 points (SEC) \_\_\_\_\_ 102 vs. Alabama (2/13/99)  
 Scored under 20 points in 1st half \_\_\_\_\_ 19 vs. Clemson (1st) (3/18/18)  
 Scored under 20 points in 2nd half \_\_\_\_\_ 14 vs. Tulsa (11/24/14)  
 Scored under 10 points in a half \_\_\_\_\_ 6 vs. LSU (1st) (1/8/11)  
 Scored 35 or under points in a game \_\_\_\_\_ 35 vs. Tulsa (11/24/14)  
 Scored under 50 points in game \_\_\_\_\_ 45 at Tennessee (2/9/16)  
 Scored under 50 points in game (SEC) \_\_\_\_\_ 45 at Tennessee (2/9/16)



## THE LAST TIME - INDIVIDUAL

Scored at least 30 points	Jared Harper (31) at UAB (OT) (12/15/18)
Scored at least 35 points	Toney Douglas (38) vs. Nicholls State (11/24/04)
Scored at least 40 points	Wesley Person (44) vs. UAB (12/16/93)
Had two players with at least 20 points	Bryce Brown (34) and Jared Harper (20) vs. Dayton (12/8/18)
Had three players with at least 20 points	KT Harrell (24), Tahj Shamsid-Deen (21) & Cinmeon Bowers (20) vs. Louisiana (11/21/14)
Scored 20 points in a half	Bryce Brown (25, 2nd) vs. Kentucky (1/19/19)
Scored 20 points in 1st half	Bryce Brown (20) at Texas A&M (1/16/19)
Scored 20 points in 2nd half	Bryce Brown (25) vs. Kentucky (1/19/19)
Scored 25 points in a half	Bryce Brown (25, 2nd) vs. Kentucky (1/19/19)
Had two players with 25 points	Bryce Brown (26) and Jared Harper (25) vs. Xavier (OT) (11/19/18)
Had two players with 25 points (SEC)	Chris Denson (30) & KT Harrell (26) vs. Mississippi State (2/14/14)
A player had back-to-back 25-point SEC games	Kareem Canty (26) vs. Kentucky (1/16/16); (25) vs. Alabama (1/19/16)
A player had three straight 25-point SEC games	Chris Denson (29) at LSU (2/8/14); (26) vs. Kentucky (2/12/14); (30) vs. Mississippi State (2/15/14)
A player had four straight 25-point SEC games	Chris Denson (25) at South Carolina (2/5/14); (29) at LSU (2/8/14); (26) vs. Kentucky (2/12/14); (30) vs. Mississippi State (2/15/14)
A player had five straight 25-point SEC games	Keenan Carpenter (44) vs. LSU (1/8/89); (28) vs. Mississippi State (2/11/89); (33) at Florida (2/15/89); (32) at Ole Miss (2/18/89); (29) vs. Kentucky (2/20/89)
Zero players scored in double figures	at Vanderbilt (1/7/12)
Only one player scored in double figures	Bryce Brown (18) at Tennessee (2/9/16)
Five players scored in double figures	Jared Harper (22), Bryce Brown (15), Anfernee McLemore (15), Samir Doughty (11), Malik Dunbar (11) vs. Georgia (1/12/19)
Five players scored in double figures (SEC)	Jared Harper (22), Bryce Brown (15), Anfernee McLemore (15), Samir Doughty (11), Malik Dunbar (11) vs. Georgia (1/12/19)
All five starters scored in double figures	Samir Doughty (20), Chuma Okeke (17), Austin Wiley (17), Jared Harper (12), Bryce Brown (11) vs. Murray State (12/22/18)
Six players scored in double figures	Austin Wiley (18), Bryce Brown (16), Horace Spencer (14), Samir Doughty (13), Jared Harper (10) vs. Mississippi College (11/14/18)
Six players scored in double figures (SEC)	Desean Murray (16), Mustapha Heron (15), Bryce Brown (13), Anfernee McLemore (13), Jared Harper (12), Horace Spencer (12) vs. Ole Miss (1/9/18)
Had at least 15 rebounds	Horace Spencer (17) vs. Mississippi College (11/14/18)
Had at least 15 rebounds (SEC)	Cinmeon Bowers (17) vs. Ole Miss (2/20/16)
Had at least 20 rebounds	Kelvin Ardister (20) vs. Tennessee (1/4/89)
Had at least 25 rebounds	Rex Frederick (25) at Ole Miss (1/6/58)
Had at least 20 pts & 20 reb	Kelvin Ardister (22 pts, 20 reb) vs. Tennessee (1/4/89)
Had two players with at least 10 rebounds	Anfernee McLemore (11) and Desean Murray (11) vs. Kentucky (2/14/18)
Had at least three players with 10 rebounds	Korvotney Barber (13), Quantez Robertson (10) and Lucas Hargrove (10) at Virginia (12/20/08)
Had a double-double	Jared Harper (12 pts, 10 ast) and Austin Wiley (17 pts, 10 reb) vs. Murray State (12/22/18)
Had two straight double-doubles	Chuma Okeke (16 pts, 10 reb) vs. Alabama (2/21/18); (12 pts, 10 reb) at Florida (2/24/18)
Had three straight double-doubles	Cinmeon Bowers (12 pts, 15 reb) vs. Vanderbilt (2/13/16); (14 pts, 10 reb) at Arkansas (2/17/16); (11 pts, 18 reb) vs. Ole Miss (2/20/16)
Had four straight double-doubles	Cinmeon Bowers (19 pts, 19 reb) vs. Middle Tennessee (12/12/15); (13 pts, 12 reb) vs. Mercer (12/15/15); (12 pts, 11 reb) at Xavier (12/19/15); (12 pts, 12 reb) vs. New Mexico (12/22/15)
Had five straight double-doubles	Jeff Moore (26 pts, 11 reb) vs. Ole Miss (3/2/88); (20 pts, 11 reb) at LSU (3/5/88); (22 pts, 11 reb) vs. Georgia (3/11/88); (13 pts, 13 reb) vs. Bradley (3/17/88); (22 pts, 11 reb) vs. Oklahoma (3/19/88)
Had two players with a double-double	Jared Harper (12 pts, 10 ast) and Austin Wiley (17 pts, 10 reb) vs. Murray State (12/22/18)
Had a double-double with points and assists	Jared Harper (12 pts, 10 ast) vs. Murry State (12/22/18)
Had a triple-double	Kenny Gabriel (24 pts, 13 reb, 10 blk) vs. Bethune-Cookman (1/2/12)
Had 10 assists	Jared Harper (10) vs. North Florida (12/29/18)
Had two players with at least five blocks	Rob Chubb (5) and Willy Kouassi (5) vs. Nicholls State (11/25/11)
Had 10 blocks	Kenny Gabriel (10) vs. Bethune-Cookman (1/2/12)
Had five steals	Chuma Okeke (5) vs. North Florida (12/29/18)
Had five steals (SEC)	Antoine Mason (5) at LSU (2/6/15)
Made 25 straight free throws	Danjel Purifoy (27) (11/23/16-12/18/16)
Hit buzzer-beater shot to win a game	T.J. Dunans vs. Mercer (3-pt FG, 76-74) (12/18/16)
Played more than 40 minutes	Jared Harper (41) at UAB (OT) (12/15/18)










1

**JARED HARPER**

6-0 • 175

Jr. • G

Mableton, Ga.  
(Pebblebrook HS)



**2017-18 (Sophomore):** Named Second Team All-SEC by the Associated Press and the conference coaches ... selected to the United State Basketball Writers Association All-District IV team ... tabbed to the SEC Community Service Team ... averaged 13.2 points, 5.4 assists, 2.4 rebounds and 1.2 steals per game in 30.5 minutes per game ... started all 34 games as the floor general ... ranked third on the team with 27 games in double figures ... made team-best 74 of 86 free throws with under 4 minutes to go ... knocked down 166 free throws, the 4th-most in single-season program history ... became 1 of only 2 players (KT Harrell) to be in Auburn's top 10 for single-season free throws and also made at least 50 3s in the same season ... was fifth in the SEC by shooting 82% from the charity stripe ... ranked in the top 5 in the SEC and top 50 nationally in assists per game (5.4) and assist-to-turnover ratio (2.57) ... produced the most games of 7+ assists by any player in the SEC with 15 such instances ... the Tigers scored a total of 481 points off assists from Harper (333 from downtown, 148 inside the arc) ... tied with Gerald White (1984-85) for 4th in the Auburn record books with 185 assists ... racked up 14 assists against Vanderbilt, which was 1 off the school record held by Eddie Johnson (1976) ... finished with 14 points and 14 assists to become the first player to record a double-double in points and assists since Kareem Canty (2015) ... scored in double figures in 17 of 18 SEC games (team-best) ... reached the 20-point plateau 5 times, including a career-best 24 at Georgia ... 4 of 5 20-point games came in league play ... led team with 40 steals ... guided the team in assists in 27 games, steals in 13 contests and scoring in 6 tilts ... averaged 15.2 points, 5.9 assists, 2.2 rebounds and 1.4 steals in SEC play ... played over 20 minutes in all but 1 contest ... knocked down a career-high 5 buckets from behind the arc to highlight a 21-point outing, including 18 in the second half, at Missouri ... declared for the NBA Draft without the intention of hiring an agent on April 6.

**HIGH SCHOOL AND PERSONAL DATA:** Consensus four-star signee ... ranked No. 54 overall by Rivals ... two-time first-team All-State ... averaged 27 points, 10.1 assists, 5.7 rebounds and 3.7 steals in leading Pebblebrook to a 23-10 record as a senior in 2015-16 under coach George Washington ... he shot 49 percent from the floor and 48.9 percent (85-of-174) from 3-point range ... in back-to-back seasons, led Pebblebrook to the Class 6A state championship game ... selected to the American Family Insurance High School Slam Dunk and 3-Point Championships in Pearland, Texas ... rated as a consensus four-star by ESPN, 247Sports, Rivals and Scout ... he had 24 points at halftime and scored 12 in the third quarter of the game named the MVP of the prestigious Peach Jam in 2015, leading his Georgia Stars AAU team to the championship with a game-high 34 points, eight assists and four rebounds in a 104-77 win over the St. Louis Eagles ... averaged 21 points and seven assists as a junior leading Pebblebrook to a school record wins with a 27-6 record in 2014-15 ... led the Georgia Stars to an 8-0 record in a Las Vegas tournament in July 2015 and as the Stars finished ranked No. 1 in the country ... an honors student, finished high school with a 3.7 GPA ... full name is Jared Lamar Harper ... son of Patrick and Erica Harper ... studying in Harbert College of Business ... signed national letter of intent on Nov. 12, 2015.

**HARPER'S MISCELLANEOUS STATS**

	2016-17	2017-18	2018-19	Career
Games with 10+ Pts	18	27	14	60
Games with 20+ Pts	5	5	6	16
Games 5+ 3s	3	1	2	6
Games with 5+ Reb	2	4	4	10
Games with 10+ Reb	0	0	0	0
Games with 5+ Ast	5	20	16	41
Games with 10+ Ast	0	2	3	5
Games with 5+ Blk	0	0	0	0
Games with 5+ Stl	0	0	0	0
Double-Doubles	0	2	2	4

**MEASURABLES AND BAM TESTING RESULTS**

Wingspan	64.5"
Reach	7'10.5"
Hand	8.5"
Vertical Jump	34"
Approach Vertical	42.5"
3/4 Court Sprint	3.151
Reaction Shuttle	3.018
Lane Agility Drill	10.600
185 lb Bench	7

**CAREER HIGHS**

Points	31 at UAB (12/15/18)
Rebounds	6 (3x) last vs. Xavier (11/19/18)
Field Goals	9 vs. Xavier (11/19/18)
Field Goals Att.	19 (2x) last at UAB (12/15/18)
3-Pt. Field Goals	6 (2x) last vs. Duke (11/20/18)
3-Pt. Field Goals Att.	10 (2x) last vs. Duke (11/20/18)
Free Throws	15 at UAB (12/15/18)
Free Throws Att.	17 vs. Ole Miss (1/7/17)
Assists	14 vs. Vanderbilt (2/3/18)
Blocks	1 (4x) last vs. Ole Miss (1/9/18)
Steals	4 (3x) last vs. Alabama (2/21/18)
Minutes	43 vs. Xavier (11/19/18)

**2018-19 HARPER GAME-BY-GAME**

Opp.	Start	Min.	FG-A	3FG-A	FT-A	O-D-T	PF	A	TO	BLK	STL	PTS
S. Alabama	*	30	7-13	6-10	0-0	0-5-5	2	13	1	0	2	20
Washington	*	32	3-12	3-6	4-4	1-4-5	1	5	2	0	0	13
Miss. Col.	*	21	5-8	2-5	0-0	0-2-2	0	4	0	0	1	14
Xavier	*	43	9-17	3-9	4-6	1-5-6	3	8	5	0	3	25
Duke	*	38	7-19	6-10	2-2	0-0-0	0	6	2	0	0	22
Arizona	*	36	1-7	0-5	2-2	0-5-5	1	5	2	0	0	4
St. Peter's	*	27	2-8	2-6	0-0	0-1-1	1	8	3	0	3	6
UNCA	*	30	2-6	2-5	3-3	0-1-1	1	5	4	0	0	9
Dayton	*	35	5-11	4-7	6-6	0-3-3	1	7	1	0	2	20
UAB	*	41	7-19	2-6	15-16	0-4-4	2	3	1	0	0	31
NC State	*	37	5-16	1-5	0-0	1-3-4	3	5	4	0	0	11
Murray St.	*	34	4-11	2-6	2-4	0-2-2	1	10	2	0	0	12
North Fla.	*	27	3-7	2-5	1-2	2-2-4	1	10	2	0	1	9
Ole Miss	*	38	3-14	2-9	1-2	0-2-2	1	5	2	0	0	9
Georgia	*	35	6-15	4-9	6-6	1-1-2	2	7	1	0	2	22
Texas A&M	*	33	6-11	4-9	1-3	1-2-3	2	6	3	0	3	17
Kentucky	*	34	5-13	2-6	5-7	0-0-0	2	6	3	0	1	17
S. Carolina	*	37	7-15	1-6	2-3	0-4-4	2	5	2	0	0	17
Miss. St.	*	34	4-7	3-5	4-5	0-1-1	2	7	6	0	0	15
Missouri												
Alabama												
Florida												
LSU												
Ole Miss												
Vanderbilt												
Arkansas												
Kentucky												
Georgia												
Miss. St.												
Alabama												
Tennessee												

**HARPER'S CAREER STATISTICS**

Year	GP-GS	Min-Avg	FG-FGA	Pct	3FG-A	Pct	FT-FTA	Pct	Off-Def-Tot--Avg	PF-FO	Ast	TO	Blk	Stl	Pts	Avg
2016-17	32-30	774-24.2	104-270	.385	54-157	.344	103-146	.705	10-52-62--1.9	57-1	95	49	2	37	365	11.4
2017-18	34-34	1038-30.5	111-308	.360	61-172	.355	166-202	.822	14-68-82--2.4	63-2	185	72	1	40	449	13.2
2018-19	19-19	642-33.8	91-229	.397	51-129	.395	58-71	.817	7-47-54--2.8	28-0	125	46	0	18	291	15.3
<b>TOTAL</b>	<b>85-83</b>	<b>2454-28.9</b>	<b>306-807</b>	<b>.379</b>	<b>166-458</b>	<b>.362</b>	<b>327-419</b>	<b>.780</b>	<b>31-167-198--2.3</b>	<b>148-3</b>	<b>405</b>	<b>167</b>	<b>3</b>	<b>95</b>	<b>1105</b>	<b>13.0</b>

2



**BRYCE BROWN**

6-3 • 198

Sr. • G

Stone Mountain, Ga.  
(Tucker HS)

**2017-18 (Junior):** Named First Team All-SEC by the Associated Press and Second Team All-SEC by the league coaches ... tabbed to the Naismith Trophy Top 30 ... selected to the United States Basketball Writers Association All-District IV team ... averaged 15.9 points, 2.0 rebounds, 1.7 assists and 1.0 steals per game in 31.2 minutes per game ... played and started in 33 games, only missing the Georgia game due to an injury ... became the 36th player in program history to reach 1,000 career points after dropping 29 in the regular season finale against South Carolina ... became the 18th player in program history to tally 1,000 career points prior to the end of their third season ... moved into second in the program's all-time 3-pointers made list with 241 career 3s ... was 1 away from matching the single-season 3-point record held by Lance Weems (108, 1995-96) as he racked up 107 buckets behind the arc ... has made the most 3-pointers by any player in Auburn history through their first 3 seasons with 241 ... that mark is 54 ahead of the next-best total by Tay Waller ... guided the SEC with 3.2 3-pointers per game and 107 total 3s ... both marks were in the top 20 nationally ... led the team in scoring 13 times, steals 6 times and assists 2 times ... held defensive matchup to shoot just 37% on the season and forced 100 turnovers ... paced the team with 8 halves with 15 or more points ... averaged 16.8 points, 1.8 rebounds, 1.2 assists and 1.0 steals per game in league play ... scoring total ranked 7th in the SEC during conference action ... averaged 18.4 points per game and shot 47% from the field, including 46% behind the arc, in home games ... scored in double figures in 28 of 33 games, ranking second on the team ... tied for the team lead with 8 20-point games and 1 30-point contest ... scored career-high 31 points on 12-of-16 from the floor, including 4-of-8 behind the arc, in the season opener vs. Norfolk State ... buried 5 or more 3s in 8 games, including 6 in SEC play ... scored 29 points vs. South Carolina to clinch SEC title ... Academic Top Tiger ... declared for the NBA Draft without the intention of hiring an agent on April 11.

**HIGH SCHOOL AND PERSONAL DATA:** Averaged 25 points, 6 rebounds and 4 assists as a senior at Tucker High School under coach James Hartry ... averaged 18 points and five assists as a junior ... teammates with former Auburn player Tahj Shamsid-Deen at Columbia High School in Decatur, Ga., as a sophomore in 2012-13 ... went to Columbia High School as a sophomore and junior and went to back-to-back state championships ... impressed the Auburn coaching staff at Coach Bruce Pearl's Elite Camp in 2014 ... full name is Bryce Wade Brown ... son of Cedric and Donna Brown ... father, Cedric, and brother, Blake, played football at Clark Atlanta ... studying in College of Liberal Arts ... signed national letter of intent on Nov. 14, 2014.

**BROWN'S MISCELLANEOUS STATS**

	2015-16	2016-17	2017-18	2018-19	Career
Games with 10+ Pts	14	7	28	16	65
Games with 20+ Pts	3	0	8	5	16
Games 5+ 3s	4	3	8	6	21
Games with 5+ Reb	3	4	1	0	8
Games with 10+ Reb	0	0	0	0	0
Games with 5+ Ast	0	1	2	2	5
Games with 10+ Ast	0	0	0	0	0
Games with 5+ Blk	0	0	0	0	0
Games with 5+ Stl	0	0	0	0	0
Double-Doubles	0	0	0	0	0

**MEASURABLES AND BAM TESTING RESULTS**

Wingspan	64.5"
Reach	8'1"
Hand	9.5"
Vertical Jump	35"
Approach Vertical	42.5"
3/4 Court Sprint	3.152
Reaction Shuttle	2.787
Lane Agility Drill	10.617
185 lb Bench	14

**CAREER HIGHS**

Points	34 vs. Dayton (12/8/18)
Rebounds	6 (3x) last vs. LSU (1/18/17)
Field Goals	12 vs. Norfolk State (11/10/17)
Field Goals Att.	24 at Ole Miss (1/9/19)
3-Pt. Field Goals	9 at Arkansas (2/17/16)
3-Pt. Field Goals Att.	14 (2x) last vs. Alabama (2/21/18)
Free Throws	8 vs. Dayton (12/8/18)
Free Throws Att	9 vs. Dayton (12/8/18)
Assists	5 (5x) last vs. Saint Peter's (11/28/18)
Blocks	2 (2x) last vs. Boston College (12/12/16)
Steals	3 (7x) last at Mississippi State (1/26/19)
Minutes	43 vs. Xavier (11/19/18)

**2018-19 BROWN GAME-BY-GAME**

Opp.	Start	Min.	FG-A	3FG-A	FT-A	O-D-T	PF	A	TO	BLK	STL	PTS
S. Alabama	*	27	4-12	4-9	0-1	1-2-3	3	1	1	1	0	12
Washington	*	29	3-10	2-8	5-7	0-2-2	3	1	1	1	2	13
Miss. Col.	*	27	6-13	4-10	0-1	1-2-3	0	1	0	0	2	16
Xavier	*	43	8-18	5-13	5-6	0-4-4	2	5	2	0	2	26
Duke	*	38	6-17	4-13	0-0	2-1-3	2	2	2	0	1	16
Arizona	*	29	6-10	4-8	3-3	0-2-2	2	2	2	0	0	19
St. Peter's	*	25	7-11	3-6	2-4	0-4-4	0	5	1	0	1	19
UNCA	*	29	3-9	1-6	0-0	0-2-2	2	4	1	0	2	7
Dayton	*	34	10-18	6-13	8-9	0-1-1	1	1	1	0	0	34
UAB	*	39	1-7	0-6	3-4	1-0-1	3	2	1	0	0	5
NC State	*	26	1-6	0-4	1-1	1-2-3	1	1	6	0	2	3
Murray St.	*	33	4-10	3-8	0-0	0-1-1	2	2	3	0	0	11
North Fla.	*	24	5-12	5-10	3-3	1-1-2	2	4	3	0	2	18
Ole Miss	*	36	8-24	7-19	0-0	0-0-0	1	1	3	0	0	23
Georgia	*	27	6-11	3-4	0-0	1-1-2	1	2	3	0	1	15
Texas A&M	*	30	7-16	5-11	3-3	0-3-3	2	3	1	0	2	22
Kentucky	*	32	8-9	6-7	6-6	0-0-0	1	3	3	0	1	28
S. Carolina	*	33	4-11	3-8	6-7	1-1-2	1	1	3	0	1	17
Miss. St.	*	34	5-10	2-4	6-6	2-2-4	2	1	1	0	3	18
Missouri												
Alabama												
Florida												
LSU												
Ole Miss												
Vanderbilt												
Arkansas												
Kentucky												
Georgia												
Miss. St.												
Alabama												
Tennessee												

**BROWN'S CAREER STATISTICS**

Year	GP-GS	Min-Avg	FG-FGA	Pct	3FG-A	Pct	FT-FTA	Pct	Off-Def-Tot--Avg	PF-FO	Ast	TO	Blk	Stl	Pts	Avg
2015-16	30-11	742-24.7	93-274	.339	78-211	.370	38-46	.826	15-40-55--1.8	73-2	20	31	0	11	302	10.1
2016-17	28-13	592-21.1	68-189	.360	56-140	.400	18-27	.667	12-43-55--2.0	49-0	35	26	6	28	210	7.5
2017-18	33-33	1031-31.2	169-421	.401	107-280	.382	79-102	.775	19-46-65--2.0	55-0	55	43	7	32	524	15.9
2018-19	19-19	595-31.3	102-234	.436	67-167	.401	51-61	.836	11-31-42--2.2	31-0	42	38	2	22	322	16.9
TOTAL	110-76	2960-26.9	432-1118	.386	308-798	.386	186-236	.788	57-160-217--2.0	208-2	152	138	15	93	1358	12.3



3

**DANJEL PURIFOY**

6-7 • 230

Jr. • F

Centreville, Ala.

(Hargrave Military Academy)



**2016-17 (Redshirt Freshman):** Averaged 11.5 points, 4.7 rebounds, 1.8 assists and 1.4 steals in 28.7 minutes per game ... played in 29 games, starting 25 ... shot 39.8 percent from the field, 36.9 percent from 3-point range and 87.9 percent from the foul line ... in the SEC rankings, ranked sixth in free throw pct., sixth in 3-point field goals made (2.0), eighth in 3-point field goal pct. and ninth in steals ... made 27 straight free throws to tie the Auburn record with Frankie Sullivan in 2009-10 ... he and Mustapha Heron were the first Auburn freshmen to score in double figures in their first five college games since Wesley Person in 1990-91 ... scored a career-high 27 points (4-of-7 3s) vs. Boston College in the UnderArmour Reunion in New York's Madison Square Garden to go along with 5 rebounds, 2 assists and 2 steals ... 27 points (career-high 5-of-10 3s), 7 rebounds and 3 steals vs. Coastal Carolina ... named to the Cancun Challenge all-tournament team, averaging 16.5 points on 6-of-14 3s ... in Cancun, totaled 22 points (4-of-9 3s), 3 rebounds and 2 steals vs. #17 Purdue ... career-high 15 rebounds in the win at UConn and hit the game-tying 3-pointer with 1:04 left in overtime ... 19 points (17 in the second half) after playing only three first-half minutes vs. Georgia State ... 16 points (4-of-9 3s, including 3-of-4 3s in second half) and four rebounds at UAB ... 16 points (3-of-6 3s), 8 rebounds, 3 assists and 3 steals vs. Eastern Kentucky ... 15 points (3-of-6 3s), 7 rebounds and 2 steals at LSU ... 14 points (4-of-7 3s), 4 rebounds, 2 assists and 2 steals at Alabama after only 14 points combined in the previous four games ... left ankle sprain with 7:12 left in the first half vs. Ole Miss Jan. 7 and missed the next 3 games ... averaged 11.4 points in the final 10 games after averaging 3.5 points in the four games prior after a sprained ankle ... 12 points, 4 rebounds and 3 assists at Georgia ... 13 points vs. Missouri ... at the team's postseason awards banquet, received the Sonny Smith Most Outstanding Teammate Award and the John Mengelt Free Throw Award (.879).

**HIGH SCHOOL AND PERSONAL DATA:** Four-star small forward by ESPN, Rivals, Scout and 247Sports ... ranked ninth among all small forwards and 48th overall by 247Sports ... ranked as the nation's No. 12 small forward and the top player in Alabama by 247 Sports ... averaged 25 points, 11 rebounds, five blocks and 20 deflections a game at Hargrave Military Academy under coach A.W. Hamilton in 2014-15 ... averaged 17.7 points and 6.1 rebounds per game at Bibb County as a junior ... full name is Danjel Kevon Purifoy ... son of Waukesha Evans ... studying in College of Liberal Arts ... signed national letter of intent on Nov. 12, 2014.

**PURIFOY'S MISCELLANEOUS STATS**

	2016-17	2017-18	2018-19	Career
Games with 10+ Pts	17	0	0	17
Games with 20+ Pts	3	0	0	3
Games 5+ 3s	1	0	0	1
Games with 5+ Reb	12	0	0	12
Games with 10+ Reb	1	0	0	1
Games with 5+ Ast	2	0	0	2
Games with 10+ Ast	0	0	0	0
Games with 5+ Blk	0	0	0	0
Games with 5+ Stl	0	0	0	0
Double-Doubles	0	0	0	0

**MEASURABLES AND BAM TESTING RESULTS**

Wingspan	6'10.5"
Reach	8'8"
Hand	10"
Vertical Jump	28.5"
Approach Vertical	38.5"
3/4 Court Sprint	3.324
Reaction Shuttle	3.226
Lane Agility Drill	11.544
185 lb Bench	11

**CAREER HIGHS**

Points	27 (2x) last vs. Boston College (12/12/16)
Rebounds	15 at UConn (12/23/16)
Field Goals	9 vs. Coastal Carolina (12/15/16)
Field Goals Att.	14 (2x) last vs. Coastal Carolina (12/15/16)
3-Pt. Field Goals	5 vs. Coastal Carolina (12/15/16)
3-Pt. Field Goals Att.	10 vs. Coastal Carolina (12/15/16)
Free Throws	8 vs. Georgia State (11/14/16)
Free Throws Att.	10 vs. Georgia State (11/14/16)
Assists	9 vs. USC Upstate (11/29/16)
Blocks	1 (5x) last vs. Missouri (3/8/17)
Steals	3 (6x) last at Texas A&M (2/18/17)
Minutes	39 vs. Missouri (3/8/17)

**2018-19 PURIFOY GAME-BY-GAME**

Opp.	Start	Min.	FG-A	3FG-A	FT-A	O-D-T	PF	A	TO	BLK	STL	PTS
S. Alabama	-dnp-											
Washington	-dnp-											
Miss. Col.	-dnp-											
Xavier	-dnp-											
Duke	-dnp-											
Arizona	-dnp-											
St. Peter's	-dnp-											
UNCA	-dnp-											
Dayton	-dnp-											
UAB		7	1-2	0-1	0-1	1-0-1	0	0	0	0	1	2
NC State		8	0-1	0-1	0-0	1-1-2	1	0	2	0	0	0
Murray St.		4	0-1	0-1	0-0	0-0-0	0	0	0	0	1	0
North Fla.		8	1-3	0-0	0-0	0-1-1	0	1	0	0	0	2
Ole Miss	-dnp-											
Georgia	-dnp-											
Texas A&M	-dnp-											
Kentucky		8	1-4	1-3	0-0	0-0-0	2	0	0	0	0	3
S. Carolina		19	1-6	0-1	1-2	2-1-3	3	2	2	0	2	3
Miss. St.		5	1-1	1-1	0-0	0-2-2	0	0	0	0	0	3
Missouri												
Alabama												
Florida												
LSU												
Ole Miss												
Vanderbilt												
Arkansas												
Kentucky												
Georgia												
Miss. St.												
Alabama												
Tennessee												

**PURIFOY'S CAREER STATISTICS**

Year	GP-GS	Min-Avg	FG-FGA	Pct	3FG-A	Pct	FT-FTA	Pct	Off-Def-Tot--Avg	PF-FO	Ast	TO	Blk	Stl	Pts	Avg
2016-17	29-25	831-28.7	97-244	.398	59-160	.369	80-91	.879	28-108-136--4.7	65-0	51	45	5	41	333	11.5
2018-19	7-0	59-8.4	5-18	.278	2-8	.250	1-3	.333	4-5-9--1.3	6-0	3	4	0	4	13	1.9
TOTAL	36-25	890-24.7	102-262	.389	61-168	.363	81-94	.862	32-113-145--4.0	71-0	54	49	5	45	346	9.6

4

**MALIK DUNBAR**

6-6 • 230

Sr. • G/F

North Augusta, S.C.

(College of Central Florida)



**2017-18 (Junior):** Averaged 5.4 points, 2.4 rebounds and 0.4 steals per game in 14.1 minutes per game ... played in all 34 games and started 3 ... shot 42% from the floor and 35% from 3-point land ... shot 36% from downtown during SEC action ... averaged 6.9 points and shot 45% from the field during home games ... scored in double figures 3 times ... led the Tigers in steals in 3 games and blocks in 1 contest ... went 23 for 62 from behind the arc in the last 19 games, despite starting the season 4 of 15 ... averaged 10 points and 6.3 rebounds to go along with 48% from the field, including 36% from downtown, as a starter ... buried multiple 3-points 7 times, including 5 during SEC play ... first game as a Tiger was season opener vs. Norfolk State where he scored 7 points in 16 minutes ... racked up 13 points on 6 of 8 shooting against Winthrop ... made first career start and played 25 minutes vs. UAB ... scored 9 points and had 6 rebounds in that game ... went 3 for 3 behind the arc at Murray State ... scored 12 points and had 3 boards vs. UConn ... started at Georgia and scored 7 points to go along with 6 rebounds ... scored a season-high 14 points on 6 of 10 from the floor, including 2 of 5 from downtown, and had 7 rebounds to go along with 2 steals in a start vs. Alabama ... went 4 for 7 from the floor for 11 points in NCAA Tournament action ... named a top-10 JUCO transfer by Jon Rothstein ... Academic Top Tiger.

**HIGH SCHOOL AND PERSONAL DATA:** Was a South Carolina Class 4A first-team all-state selection as a senior at Spring Valley High School in Columbia in 2014-15 ... son of Trika Mobley ... one of five siblings.

DUNBAR'S MISCELLANEOUS STATS			
	2017-18	2018-19	Career
Games with 10+ Pts	3	7	11
Games with 20+ Pts	0	0	0
Games 5+ 3s	0	0	0
Games with 5+ Reb	5	4	9
Games with 10+ Reb	0	0	0
Games with 5+ Ast	0	0	0
Games with 10+ Ast	0	0	0
Games with 5+ Blk	0	0	0
Games with 5+ Stl	0	1	1
Double-Doubles	0	0	0

**MEASURABLES AND BAM TESTING RESULTS**

Wingspan	6'9.25"
Reach	8'6"
Hand	9"
Vertical Jump	31.5"
Approach Vertical	38.5"
3/4 Court Sprint	3.221
Reaction Shuttle	3.009
Lane Agility Drill	12.282
185 lb Bench	13

**CAREER HIGHS**

Points	16 vs. South Alabama (11/6/18)
Rebounds	8 vs. Mississippi College (11/14/18)
Field Goals	7 vs. South Alabama (11/6/18)
Field Goals Att.	13 vs. UConn (12/23/17)
3-Pt. Field Goals	4 vs. Saint Peter's (11/28/18)
3-Pt. Field Goals Att.	7 vs. UConn (12/23/17)
Free Throws	3 vs. Indiana State (11/16/17)
Free Throws Att.	4 (3x) last at Ole Miss (1/9/19)
Assists	2 (3x) last vs. North Florida (12/29/18)
Blocks	3 (2x) last at Texas A&M (1/16/19)
Steals	5 vs. UNC Asheville (12/4/18)
Minutes	26 at Georgia (2/10/18)

**2018-19 DUNBAR GAME-BY-GAME**

Opp.	Start	Min.	FG-A	3FG-A	FT-A	O-D-T	PF	A	TO	BLK	STL	PTS
S. Alabama		23	7-11	2-5	0-0	3-2-5	2	0	1	1	0	16
Washington		18	3-5	1-3	1-1	0-4-4	0	0	0	0	0	8
Miss. Col.		21	4-12	0-4	2-2	3-5-8	1	2	2	0	2	10
Xavier		15	1-3	1-2	0-0	1-2-3	2	1	1	0	0	3
Duke		20	2-5	1-3	0-0	0-2-2	5	1	1	1	0	5
Arizona		17	6-7	2-3	1-2	1-3-4	1	0	1	0	1	15
St. Peter's		18	4-9	4-6	2-2	0-3-3	1	1	1	0	2	14
UNCA		25	3-4	2-3	0-2	1-6-7	1	1	2	0	5	8
Dayton		6	0-3	0-3	0-0	0-0-0	0	0	0	0	0	0
UAB		14	2-8	1-4	0-0	0-3-3	2	1	1	1	1	5
NC State		20	5-8	2-5	0-1	1-3-4	4	0	1	0	1	12
Murray St.		16	1-5	1-4	1-2	0-3-3	1	1	1	1	0	4
North Fla.		23	4-10	1-5	2-2	1-2-3	1	2	0	0	2	11
Ole Miss		13	4-4	1-1	2-4	2-2-4	1	0	1	1	3	11
Georgia		14	4-7	2-4	1-2	0-1-1	3	0	0	0	2	11
Texas A&M		18	0-2	0-1	2-2	1-3-4	3	1	1	3	2	2
Kentucky		22	4-7	2-4	0-0	2-5-7	4	0	0	0	1	10
S. Carolina		12	0-3	0-1	2-2	0-2-2	3	0	0	0	0	2
Miss. St.		14	2-3	1-2	0-0	0-2-2	4	0	0	0	1	5
Missouri												
Alabama												
Florida												
LSU												
Ole Miss												
Vanderbilt												
Arkansas												
Kentucky												
Georgia												
Miss. St.												
Alabama												
Tennessee												

**DUNBAR'S CAREER STATISTICS**

Year	GP-GS	Min-Avg	FG-FGA	Pct	3FG-A	Pct	FT-FTA	Pct	Off-Def-Tot--Avg	PF-FO	Ast	TO	Blk	Stl	Pts	Avg
2017-18	34-3	481-14.1	70-167	.419	27-78	.346	18-31	.581	18-65-83--2.4	65-1	8	27	8	13	185	5.4
2018-19	19-0	329-17.3	56-116	.483	24-63	.381	16-24	.667	16-53-69--3.6	39-1	11	14	8	23	152	8.0
TOTAL	53-3	810-15.3	126-283	.445	51-141	.362	34-55	.618	34-118-152--2.9	104-2	19	41	16	36	337	6.4

5

**CHUMA OKEKE**

6-8 • 230

So. • F

Atlanta, Ga.  
(Westlake HS)



**2017-18 (Freshman):** Averaged 7.5 points, 5.8 rebounds, 1.1 assists and 0.7 blocks per game in 21.6 minutes per game ... played in all 34 games off the bench ... led the team in bench minutes ... finished 4th among SEC freshmen in rebounding with 197 total boards ... averaged 7.6 points, 5.4 rebounds, 1.1 assists and 0.7 blocks in SEC play ... 197 rebounds was the most by an Auburn freshman since Jeff Moore in 1984-85 ... pulled down 4 double-digit rebounding games, including 3 in league action ... racked up 15 games in double figures, ranking fifth on the team ... tied for the team lead by shooting 39% from behind the arc (34-of-87) ... shot over 49% from the field at home ... knocked down multiple 3s in 12 contests, including 8 in SEC play ... selected as 1 of 20 Under-the-Radar Freshmen by Jon Rothstein ... named a top 15 Impact Freshman by Jon Rothstein ... buried 5 or more field goals in games against Dayton, Middle Tennessee, LSU, Vanderbilt, Alabama and Florida ... named the SEC Freshman of the Week (Dec. 4) after averaging 11 points and 8 rebounds per game in Auburn's victories at Dayton and against George Mason ... recorded double-doubles against Alabama (16 pts, 10 reb) and Florida (12 pts, 10 reb) to become the first Auburn player to tally back-to-back double-doubles in consecutive SEC games since Cinmeon Bowers in 2016 ... Academic Top Tiger.

**2017 USA U19 WORLD CUP TEAM:** Invited to the USA Basketball U19 World Cup Training Camp in the Olympic Training Center in Colorado Springs, Colo., along with sophomore Austin Wiley in June 2017 ... made the first cut at the tryouts from 27 to 18.

**HIGH SCHOOL AND PERSONAL DATA:** Consensus four-star prospect ... MaxPreps All-American selection as a senior in 2016-17 ... ranked 44th nationally by Scout, 48th by ESPN, 55th by Rivals, 56th by 247Sports and 61st by ESPN ... as a junior, led Westlake to the 2016 Georgia Class 6A state championship for the first time since 2002 with a 68-58 overtime win over Pebblebrook ... MaxPreps Junior All-America honorable mention selection in 2015-16 ... averaged 24.4 points, 15.0 rebounds, 3.1 assists, 2.4 steals and 1.0 block in only 11.7 minutes per game as a senior in helping Westlake to an 18-11 record overall, 9-1 in the region, under coach Darron Rogers in 2016-17 ... shot 71 percent (137-of-192) from the field, 70.0 percent (14-of-20) from 3-point range and 69.5 percent (132-of-190) from the foul line ... averaged 9.6 offensive rebounds per game ... 35 points and 17 rebounds at the Cancer Research Classic on Jan. 11, 2017 ... 35 points and 24 rebounds in an 89-83 triple overtime loss to Newton in the state playoffs on Feb. 24 ... 36 points, 28 rebounds and 5 assists in 85-76 win over Pebblebrook on Jan. 31 ... 40 points, 20 rebounds and 6 assists in 80-78 overtime win at Pebblebrook on Jan. 13 ... 35 points and 17 rebounds in a 76-73 loss to Gonzaga of Washington, D.C., on Jan. 7 ... 32 points and 18 rebounds in 72-63 victory over Southwest Atlanta Christian on Dec. 3 ... averaged 22.7 points and 7.5 rebounds as a sophomore in 2014-15.

**OKEKE'S MISCELLANEOUS STATS**

	2017-18	2018-19	Career
Games with 10+ Pts	15	12	27
Games with 20+ Pts	0	1	1
Games 5+ 3s	0	0	0
Games with 5+ Reb	22	15	37
Games with 10+ Reb	4	1	5
Games with 5+ Ast	0	2	2
Games with 10+ Ast	0	0	0
Games with 5+ Blk	0	0	0
Games with 5+ Stl	0	2	2
Double-Doubles	3	1	4

**MEASURABLES AND BAM TESTING RESULTS**

Wingspan	7'0"
Reach	8'11.5"
Hand	10"
Vertical Jump	34.5"
Approach Vertical	27"
3/4 Court Sprint	3.354
Reaction Shuttle	3.146
Lane Agility Drill	12.466
185 lb Bench	1

**CAREER HIGHS**

Points	20 vs. South Alabama (11/6/18)
Rebounds	10 (5x) last vs. Washington (11/9/18)
Field Goals	7 (3x) last vs. Murray State (12/22/18)
Field Goals Att.	14 vs. Murray State (12/22/18)
3-Pt. Field Goals	3 (6x) last at Mississippi State (1/26/19)
3-Pt. Field Goals Att.	8 vs. Murray State (12/22/18)
Free Throws	4 (3x) last at South Carolina (1/22/19)
Free Throws Att.	6 vs. Cornell (12/30/17)
Assists	5 (2x) last vs. UNC Asheville (12/4/18)
Blocks	3 (2x) last vs. South Alabama (11/6/18)
Steals	5 (2x) last vs. North Florida (12/29/18)
Minutes	36 at Mississippi State (1/26/18)

**2018-19 OKEKE GAME-BY-GAME**

Opp.	Start	Min.	FG-A	3FG-A	FT-A	O-D-T	PF	A	TO	BLK	STL	PTS
S. Alabama	*	30	7-11	3-5	3-3	6-3-9	1	5	5	3	3	20
Washington	*	28	7-11	3-3	2-2	6-4-10	3	2	2	2	1	19
Miss. Col.	*	18	1-3	1-3	0-0	0-7-7	0	2	0	1	0	3
Xavier	*	29	5-9	1-5	2-3	4-3-7	4	0	0	0	1	13
Duke	*	33	3-10	0-3	0-0	1-5-6	4	3	2	0	4	6
Arizona	*	31	4-7	0-3	2-4	2-4-6	1	2	2	0	0	10
St. Peter's	*	22	5-5	2-2	0-0	4-2-6	0	3	1	2	1	12
UNCA	*	25	2-5	2-3	1-2	3-4-7	1	5	2	2	0	7
Dayton	*	30	1-6	0-2	0-0	2-1-3	1	2	1	2	3	2
UAB	*	34	4-6	0-1	3-4	3-3-6	4	1	3	2	0	11
NC State	*	32	3-8	1-6	0-0	2-4-6	5	2	1	1	3	7
Murray St.	*	31	7-14	3-8	0-2	2-3-5	3	2	4	2	5	17
North Fla.	*	27	5-8	0-2	2-2	2-3-5	3	2	1	1	5	12
Ole Miss	*	34	2-6	1-3	0-3	2-2-4	3	3	4	1	0	5
Georgia	*	22	1-5	0-2	2-2	2-2-4	4	2	1	1	0	4
Texas A&M	*	32	5-11	0-3	0-0	4-3-7	1	1	2	0	2	10
Kentucky	*	32	5-11	1-5	0-0	2-4-6	3	2	0	1	1	11
S. Carolina	*	28	4-12	1-4	4-4	4-3-7	1	0	2	1	2	13
Miss. St.	*	36	6-10	3-5	1-1	2-2-4	1	1	2	0	0	16
Missouri												
Alabama												
Florida												
LSU												
Ole Miss												
Vanderbilt												
Arkansas												
Kentucky												
Georgia												
Miss. St.												
Alabama												
Tennessee												

**OKEKE'S CAREER STATISTICS**

Year	GP-GS	Min-Avg	FG-FGA	Pct	3FG-A	Pct	FT-FTA	Pct	Off-Def-Tot--Avg	PF-FO	Ast	TO	Blk	Stl	Pts	Avg
2017-18	34-0	734-21.6	92-201	.458	34-87	.391	37-55	.673	69-128-197--5.8	66-1	38	27	25	23	255	7.5
2018-19	19-19	554-29.2	77-158	.487	22-68	.324	22-32	.688	53-62-115--6.1	43-1	40	35	22	31	198	10.4
TOTAL	53-19	1288-24.3	169-359	.471	56-155	.361	59-87	.678	122-190-312--5.9	109-2	78	62	47	54	453	8.5



# 10

**SAMIR DOUGHTY**

6-4 • 195

Jr. • G

Philadelphia, Pa.  
(VCU)



**2017-18 (Sophomore):** Sat out the season after transferring from VCU on June 27, 2017 ... will have two years of eligibility remaining beginning in the 2018-19 season ... brings experience, versatility and the ability to make his teammates better as a playmaker and slasher ... can play several positions on the floor.

**2016-17 (Redshirt Freshman at VCU):** Averaged 9.0 points, 3.6 rebounds, 2.1 assists and 0.9 steals in 23.1 minutes per game ... played in 35 games, starting 15 as VCU reached the NCAA Tournament, losing to Saint Mary's in the first round ... was the Rams' fourth-leading scorer ... averaged the most points by a VCU freshman since Shawn Hampton in 1998-99 ... shot 40.9 percent from the floor, 28.4 percent from 3-point range and 76.6 percent from the foul line ... shot 34.5 percent (19-of-55) from 3-point range for the final 21 games of the season since Jan. 4 after opening the year 4-of-26 from behind the arc ... career-high 23 points with nine assists and seven rebounds at Duquesne ... just missed a triple-double with 10 points, 10 assists and eight rebounds vs. Saint Joseph's ... 17 points in the Atlantic 10 Conference Tournament vs. Richmond ... 9 points vs. Saint Mary's in the NCAA Tournament ... went 4-0 as VCU toured Spain from Aug. 12-22 in Madrid, Toledo, Valencia and Barcelona.

**2017-18 (Freshman at VCU):** Redshirted at VCU ... originally signed with St. John's.

**HIGH SCHOOL AND PERSONAL DATA:** Averaged 24.9 points, 9.7 rebounds, 4.1 assists and 2.7 steals per game while shooting 59 percent from 2-point range as a senior at Mathematics, Civics & Science Charter in Philadelphia, Pa. .... ranked as the 35th-best point guard nationally by 247 Sports, including sixth-best in Pennsylvania, as a senior ... three-star recruit.

DOUGHTY'S MISCELLANEOUS STATS				
	2016-17	2017-18	2018-19	Career
Games with 10+ Pts	15	0	6	21
Games with 20+ Pts	1	0	1	2
Games 5+ 3s	0	0	0	0
Games with 5+ Reb	9	0	5	14
Games with 10+ Reb	0	0	1	1
Games with 5+ Ast	4	0	2	6
Games with 10+ Ast	1	0	0	1
Games with 5+ Blk	0	0	0	0
Games with 5+ Stl	0	0	0	0
Double-Doubles	1	0	0	1

**MEASURABLES AND BAM TESTING RESULTS**

Wingspan	6'4.5"
Reach	8'3.5"
Hand	8.25"
Vertical Jump	28.5"
Approach Vertical	34"
3/4 Court Sprint	3.305
Reaction Shuttle	3.430
Lane Agility Drill	11.607
185 lb Bench	3

**CAREER HIGHS**

Points	23 at Duquesne (1/4/17)
Rebounds	10 vs. Dayton (12/8/18)
Field Goals	9 at Duquesne (1/4/17)
Field Goals Att.	15 at Duquesne (1/4/17)
3-Pt. Field Goals	3 (2x) last vs. Georgia (1/12/19)
3-Pt. Field Goals Att.	6 (2x) last at Ole Miss (1/9/19)
Free Throws	7 vs. St. Joseph's (2/14/17)
Free Throws Att.	8 (2x) last vs. St. Joseph's (2/14/17)
Assists	10 vs. St. Joseph's (2/14/17)
Blocks	1 (2x) last vs. George Mason (3/10/17)
Steals	4 (2x) last vs. Dayton (12/8/18)
Minutes	34 (2x) last vs. Dayton (12/8/18)

**2018-19 DOUGHTY GAME-BY-GAME**

Opp.	Start	Min.	FG-A	3FG-A	FT-A	O-D-T	PF	A	TO	BLK	STL	PTS
S. Alabama	*	19	5-7	2-3	2-2	1-0-1	3	1	2	0	0	14
Washington	*	25	6-9	2-4	4-4	2-2-4	2	4	3	0	4	18
Miss. Col.	*	19	5-11	1-5	2-2	1-4-5	3	2	3	0	3	13
Xavier	*	31	1-6	0-1	0-0	3-0-3	2	2	2	0	2	2
Duke	*	13	0-3	0-0	0-0	2-1-3	5	0	1	0	1	0
Arizona	*	23	3-6	1-2	0-0	1-2-3	3	0	1	0	1	7
St. Peter's	*	26	1-2	0-1	0-0	2-4-6	2	5	1	0	1	2
UNCA	*	25	4-7	2-5	3-4	1-5-6	2	2	2	0	2	13
Dayton	*	34	3-6	2-3	0-0	4-6-10	1	6	1	0	4	8
UAB	*	27	1-4	0-1	2-2	2-4-6	2	2	2	0	0	4
NC State	*	20	3-6	1-3	0-0	1-0-1	1	2	3	0	1	7
Murray St.	*	24	6-7	2-3	6-6	2-2-4	3	2	0	0	0	20
North Fla.	*	14	2-4	0-0	0-0	2-0-2	1	0	1	0	0	4
Ole Miss	*	27	3-6	3-6	0-0	0-2-2	3	2	1	0	2	9
Georgia	*	31	4-9	3-4	0-0	0-3-3	1	3	2	0	2	11
Texas A&M	*	23	2-7	1-4	0-0	0-1-1	3	0	1	0	1	5
Kentucky	*	24	1-4	1-3	2-2	0-1-1	1	3	0	0	0	5
S. Carolina	*	28	3-5	2-4	0-0	0-3-3	2	0	1	0	0	8
Miss. St.	*	26	1-3	0-1	4-4	1-4-5	4	3	2	0	3	6
Missouri												
Alabama												
Florida												
LSU												
Ole Miss												
Vanderbilt												
Arkansas												
Kentucky												
Georgia												
Miss. St.												
Alabama												
Tennessee												

**DOUGHTY'S CAREER STATISTICS**

Year	GP-GS	Min-Avg	FG-FGA	Pct	3FG-A	Pct	FT-FTA	Pct	Off-Def-Tot--Avg	PF-FO	Ast	TO	Blk	Stl	Pts	Avg
2016-17*	35-15	809-23.1	103-252	.409	23-81	.284	85-111	.766	29-98-127--3.6	76-3	75	66	2	33	314	9.0
2018-19	19-19	426-24.2	54-112	.482	23-53	.434	25-26	.962	25-44-69--3.6	44-1	39	29	0	27	156	8.2
TOTAL	54-34	1242-23.0	157-364	.431	46-134	.343	110-137	.803	54-142-196--3.6	120-4	114	95	2	60	470	8.7

12

**J'VON McCORMICK**

6-0 • 175

Jr. • G

New Orleans, La.  
(Lee College)



**MEASURABLES AND BAM TESTING RESULTS**

Vertical Jump	34"
Approach Vertical	41.5"
3/4 Court Spring	3.091
Reaction Shuttle	3.033
Lane Agility Drill	11.252
185 lb Bench	6

**2017-18 (Sophomore at Lee):** Averaged 18.5 points, 6.4 assists and 5.3 rebounds in 28 games for the Runnin' Rebels ... started all 28 games ... was the third-highest scorer in the Region XIV Athletic Conference ... had 180 assists - the third-most in the region ... also added 44 steals ... knocked down 127 free throws.

**2016-17 (Freshman at Lee):** Averaged 4.9 points, 2.1 assists and 2.0 rebounds in 31 games for the Runnin' Rebels ... started seven games ... totaled 62 rebounds, including 23 offensive ... racked up 64 assists and contributed 39 steals.

**HIGH SCHOOL AND PERSONAL DATA:** Known for quickness and ability to create off the bounce ... fast guard to push the tempo and guard opposing team's primary ball-handlers ... scored over 2,000 points for Mayde Creek High School (Texas) ... earned the 2016 19-6A Offensive MVP ... was a member of the all-conference team ... earned the newcomer of the year award as a freshman ... played for coach Darius Barnes Jr. and C.O.G Elite ... also played for coach Tim Schumacher and Houston Hoops ... son of Carol McCormick ... has two brothers, Brad and Troy ... enrolled in the Harbert College of Business.

**CAREER HIGHS**

Points	14 at NC State (12/19/18)
Rebounds	4 (2x) last at Texas A&M (1/16/19)
Field Goals	6 at NC State (12/19/18)
Field Goals Att.	7 at NC State (12/19/18)
3-Pt. Field Goals	2 vs. Arizona (11/21/18)
3-Pt. Field Goals Att.	2 (2x) last vs. Arizona (11/21/18)
Free Throws	2 (3x) last at Mississippi State (1/26/19)
Free Throws Att.	4 (2x) last at NC State (12/19/18)
Assists	4 (2x) last at Texas A&M (1/16/19)
Blocks	-
Steals	3 (4x) vs. North Florida (12/29/18)
Minutes	22 vs. Mississippi College (11/14/18)

**2018-19 MCCORMICK GAME-BY-GAME**

Opp.	Start	Min.	FG-A	3FG-A	FT-A	O-D-T	PF	A	TO	BLK	STL	PTS
S. Alabama	17	2-5	1-2	0-0	2-0-2	3	2	2	0	2	5	
Washington	8	1-4	0-1	0-0	0-1-1	2	2	0	0	0	2	
Miss. Col.	22	3-5	0-1	1-4	1-3-4	0	1	1	0	3	7	
Xavier	4	0-0	0-0	0-0	0-0-0	0	0	1	0	0	0	
Duke	3	0-0	0-0	0-0	1-0-1	1	2	0	0	0	0	
Arizona	15	2-2	2-2	0-0	0-0-0	2	1	3	0	1	6	
St. Peter's	10	0-0	0-0	0-0	0-0-0	1	1	0	0	0	0	
UNCA	-dnp-											
Dayton	11	1-1	0-0	0-0	0-0-0	0	1	0	0	0	2	
UAB	10	0-0	0-0	0-0	0-0-0	2	1	0	0	0	0	
NC State	17	6-7	0-0	2-4	2-0-2	2	3	1	0	3	14	
Murray St.	13	2-4	1-1	0-0	0-0-0	1	2	3	0	3	5	
North Fla.	16	1-3	0-0	1-2	0-1-1	0	4	1	0	3	3	
Ole Miss	6	0-1	0-0	0-0	0-1-1	0	0	1	0	0	0	
Georgia	13	1-1	0-0	0-0	0-0-0	1	1	0	0	0	2	
Texas A&M	14	3-6	0-1	0-0	2-2-4	0	4	0	1	0	6	
Kentucky	8	0-2	0-0	0-0	1-0-1	2	1	1	0	0	0	
S. Carolina	9	0-2	0-0	2-2	0-0-0	0	1	0	0	0	2	
Miss. St.	11	2-4	1-1	2-3	1-2-3	0	0	4	0	0	7	
Missouri												
Alabama												
Florida												
LSU												
Ole Miss												
Vanderbilt												
Arkansas												
Kentucky												
Georgia												
Miss. St.												
Alabama												
Tennessee												

**MCCORMICK'S MISCELLANEOUS STATS**

	2018-19	Career
Games with 10+ Pts	1	1
Games with 20+ Pts	0	0
Games 5+ 3s	0	0
Games with 5+ Reb	0	0
Games with 10+ Reb	0	0
Games with 5+ Ast	0	0
Games with 10+ Ast	0	0
Games with 5+ Blk	0	0
Games with 5+ Stl	0	0
Double-Doubles	0	0

**MCCORMICK'S CAREER STATISTICS**

Year	GP-GS	Min-Avg	FG-FGA	Pct	3FG-A	Pct	FT-FTA	Pct	Off-Def-Tot--Avg	PF-FO	Ast	TO	Blk	Stl	Pts	Avg
2018-19	18-0	207-11.5	24-47	.511	5-9	.556	8-15	.533	10-10-20--1.1	17-0	27	18	1	15	61	3.4
TOTAL	18-0	207-11.5	24-47	.511	5-9	.556	8-15	.533	10-10-20--1.1	17-0	27	18	1	15	61	3.4

20



**MYLES PARKER**

6-8 • 200

Fr. • F

Madison, Ala.

(Madison Academy)

**HIGH SCHOOL AND PERSONAL DATA:** Played high school ball at Madison Academy and Hargrave Military Academy ... was a three-time all-state player and was named the region's player of the year ... helped lead the Mustangs to the Class 4A semifinals after back-to-back 3A titles ... averaged 16.9 points, 6.8 rebounds, 2.5 assists and 1.1 steals during 2016-17 season ... selected for the Alabama-Mississippi All-Star Game ... played for Team Thadd and Team Carroll during AAU circuit ... chose Auburn over UNC Asheville, North Alabama, Presbyterian and Campbell ... son of Marlowe and Jennifer Parker ... has two siblings: Markayla and Makiyah Parker ... enrolled in the College of Liberal Arts.

**CAREER HIGHS**

Points	2 vs. Mississippi College (11/14/18)
Rebounds	1 at Texas A&M (1/16/19)
Field Goals	1 (2x) last vs. North Florida (12/29/18)
Field Goals Att.	2 (3x) last vs. Saint Peter's (11/28/18)
3-Pt. Field Goals	-
3-Pt. Field Goals Att.	1 (4x) last vs. UNC Asheville (12/4/18)
Free Throws	1 vs. South Alabama (11/6/18)
Free Throws Att.	2 vs. South Alabama (11/6/18)
Assists	-
Blocks	-
Steals	1 vs. Saint Peter's (11/28/18)
Minutes	6 vs. UNC Asheville (12/4/18)

**2018-19 PARKER GAME-BY-GAME**

Opp.	Start	Min.	FG-A	3FG-A	FT-A	O-D-T	PF	A	TO	BLK	STL	PTS
S. Alabama		4	0-2	0-1	1-2	0-0-0	0	0	0	0	0	1
Washington		2	0-1	0-1	0-1	0-0-0	0	0	1	0	0	0
Miss. Col.		3	1-2	0-0	0-0	0-0-0	1	0	1	0	0	2
Xavier		-	-	-	-	-	-	-	-	-	-	-
Duke		-	-	-	-	-	-	-	-	-	-	-
Arizona		-	-	-	-	-	-	-	-	-	-	-
St. Peter's		3	0-2	0-1	0-0	0-0-0	0	0	0	0	1	0
UNCA		6	0-1	0-1	0-0	0-0-0	2	0	1	0	0	0
Dayton		-	-	-	-	-	-	-	-	-	-	-
UAB		-	-	-	-	-	-	-	-	-	-	-
NC State		-	-	-	-	-	-	-	-	-	-	-
Murray St.		-	-	-	-	-	-	-	-	-	-	-
North Fla.		2	1-1	0-0	0-0	0-0-0	1	0	0	0	0	2
Ole Miss		-	-	-	-	-	-	-	-	-	-	-
Georgia		-	-	-	-	-	-	-	-	-	-	-
Texas A&M		1	0-0	0-0	0-0	0-1-1	0	0	0	0	0	0
Kentucky		-	-	-	-	-	-	-	-	-	-	-
S. Carolina		1	0-0	0-0	0-0	0-0-0	0	0	0	0	0	0
Miss. St.		-	-	-	-	-	-	-	-	-	-	-
Missouri		-	-	-	-	-	-	-	-	-	-	-
Alabama		-	-	-	-	-	-	-	-	-	-	-
Florida		-	-	-	-	-	-	-	-	-	-	-
LSU		-	-	-	-	-	-	-	-	-	-	-
Ole Miss		-	-	-	-	-	-	-	-	-	-	-
Vanderbilt		-	-	-	-	-	-	-	-	-	-	-
Arkansas		-	-	-	-	-	-	-	-	-	-	-
Kentucky		-	-	-	-	-	-	-	-	-	-	-
Georgia		-	-	-	-	-	-	-	-	-	-	-
Miss. St.		-	-	-	-	-	-	-	-	-	-	-
Alabama		-	-	-	-	-	-	-	-	-	-	-
Tennessee		-	-	-	-	-	-	-	-	-	-	-

**PARKER'S MISCELLANEOUS STATS**


	2018-19	Career
Games with 10+ Pts	0	0
Games with 20+ Pts	0	0
Games 5+ 3s	0	0
Games with 5+ Reb	0	0
Games with 10+ Reb	0	0
Games with 5+ Ast	0	0
Games with 10+ Ast	0	0
Games with 5+ Blk	0	0
Games with 5+ Stl	0	0
Double-Doubles	0	0

**PARKER'S CAREER STATISTICS**

Year	GP-GS	Min-Avg	FG-FGA	Pct	3FG-A	Pct	FT-FTA	Pct	Off-Def-Tot--Avg	PF-FO	Ast	TO	Blk	Stl	Pts	Avg
2018-19	8-0	22-2.8	2-10	.200	0-4	.000	1-3	.333	0-1-1--0.1	5-0	0	3	0	1	5	0.6
TOTAL	8-0	22-2.8	2-10	.200	0-4	.000	1-3	.333	0-1-1--0.1	5-0	0	3	0	1	5	0.6



22



**WILL MACOY**

6-4 • 200

Jr. • G

Birmingham, Ala.  
(Vestavia Hills HS)

**2017-18 (Sophomore):** Averaged 0.2 points and 0.3 rebounds per game in 1.7 minutes per game off the bench ... appeared in 10 games ... grabbed first rebound of the season vs. Indiana State ... scored first point of the campaign on a free throw against UConn ... played a season-high 4 minutes vs. Cornell ... made 4 appearances on the court during SEC play, including a span of 3 straight games vs. Georgia, Missouri and LSU ... buried a free throw and pulled down a rebound in 2 minutes against LSU ... made 2 postseason appearances, including 2 minutes in the NCAA Tournament vs. Clemson ... Academic Top Tiger.

**HIGH SCHOOL AND PERSONAL DATA:** Three-year letterman in basketball at Vestavia Hills High School under coach George Hatchett ... two-time All-Over the Mountain team ... team captain as a senior in 2015-16 ... 2015 Birmingham Fall League MVP, scoring a league record 50 points in the championship game en route to winning the title ... Birmingham Tip-Off Club player of the week in March 2016 ... two-time state champion in the javelin ... Wendy's Heisman School winner and state finalist in 2015 ... in the National Honor Society, Student Government Association and the Relay for Life committee ... full name is Will Macoy ... son of Coy and Adrienne Macoy ... his father ran cross country and track at Georgia Tech while his mother ran cross country and track at UAB ... older brother, Mac, is a junior at Florida in 2016-17 who runs cross country and track ... younger brother, Hollis, a sophomore on the Vestavia Hills basketball team ... studying in Ginn College of Engineering.

MACOY'S MISCELLANEOUS STATS				
	2016-17	2017-18	2018-19	Career
Games with 10+ Pts	0	0	0	0
Games with 20+ Pts	0	0	0	0
Games 5+ 3s	0	0	0	0
Games with 5+ Reb	0	0	0	0
Games with 10+ Reb	0	0	0	0
Games with 5+ Ast	0	0	0	0
Games with 10+ Ast	0	0	0	0
Games with 5+ Blk	0	0	0	0
Games with 5+ Stl	0	0	0	0
Double-Doubles	0	0	0	0

**CAREER HIGHS**

Points	8 vs. Coastal Carolina (12/15/16)
Rebounds	1 (3x) last vs. Cornell (12/30/17)
Field Goals	3 vs. Coastal Carolina (12/15/16)
Field Goals Att.	5 vs. Coastal Carolina (12/15/16)
3-Pt. Field Goals	2 vs. Coastal Carolina (12/15/16)
3-Pt. Field Goals Att.	4 vs. Coastal Carolina (12/15/16)
Free Throws	2 vs. Saint Peter's (11/28/18)
Free Throws Att.	3 vs. Saint Peter's (11/28/18)
Assists	-
Blocks	1 (2x) last vs. North Florida (12/29/18)
Steals	1 (3x) last vs. North Florida (12/29/18)
Minutes	5 vs. Coastal Carolina (12/15/16)

**2018-19 MACOY GAME-BY-GAME**

Opp.	Start	Min.	FG-A	3FG-A	FT-A	O-D-T	PF	A	TO	BLK	STL	PTS
S. Alabama		2	0-0	0-0	0-0	0-0-0	0	0	0	0	1	0
Washington		2	0-0	0-0	0-0	0-0-0	0	0	0	0	1	0
Miss. Col.		3	0-1	0-1	1-2	0-0-0	0	0	0	0	0	1
Xavier		-dnp-										
Duke		-dnp-										
Arizona		-dnp-										
St. Peter's		4	0-2	0-1	2-3	0-0-0	0	0	0	0	0	2
UNCA		3	0-1	0-1	0-0	0-0-0	0	0	0	1	0	0
Dayton		-dnp-										
UAB		-dnp-										
NC State		-dnp-										
Murray St.		-dnp-										
North Fla.		2	1-1	0-0	0-0	0-0-0	1	0	0	1	1	2
Ole Miss		-dnp-										
Georgia		-dnp-										
Texas A&M		1	0-0	0-0	0-0	0-0-0	0	0	0	0	0	0
Kentucky		-dnp-										
S. Carolina		-dnp-										
Miss. St.		-dnp-										
Missouri		-dnp-										
Alabama		-dnp-										
Florida		-dnp-										
LSU		-dnp-										
Ole Miss		-dnp-										
Vanderbilt		-dnp-										
Arkansas		-dnp-										
Kentucky		-dnp-										
Georgia		-dnp-										
Miss. St.		-dnp-										
Alabama		-dnp-										
Tennessee		-dnp-										

**MACOY'S CAREER STATISTICS**

Year	GP-GS	Min-Avg	FG-FGA	Pct	3FG-A	Pct	FT-FTA	Pct	Off-Def-Tot--Avg	PF-FO	Ast	TO	Blk	Stl	Pts	Avg
2016-17	4-0	7-1.8	3-6	.500	2-5	.400	0-0	.000	0-1-1--0.3	0-0	0	0	0	1	8	2.0
2017-18	10-0	17-1.7	0-5	.000	0-3	.000	2-4	.500	1-2-3--0.3	2-0	0	0	0	0	2	0.2
2018-19	7-0	17-2.4	1-5	.200	0-3	.000	3-5	.600	0-0-0--0.0	0-0	0	0	2	2	5	0.7
TOTAL	21-0	41-2.0	4-16	.250	2-11	.182	5-9	.556	1-3-4--0.2	2-0	0	0	2	3	15	0.7

24



**ANFERNEE McLEMORE**

6-7 • 220

Jr. • F

Warwick, Ga.

(Worth County HS)

**2017-18 (Sophomore):** Named to the SEC All-Defensive Team ... averaged 7.4 points, 5.3 rebounds, 2.7 blocks, 0.7 steals and 0.5 assists per game in 19.4 minutes per game ... led the SEC and ranked 12th in the country with 2.7 blocks per tilt ... totaled 73 blocks, which tied for 5th in single-season program history and was the most by a player since 2002-03 ... moved into top 10 in career swats in the Auburn record books ... produced the most blocks by any player in the country to play in less than 30 games ... despite not playing for the final month of the season, he finished third in the SEC in total rejections, just 5 behind the leader ... paced the Tigers to set a program record with 180 blocks, the most in a season all-time ... tied for team lead with 3 double-doubles ... had 9 games in double figures and 4 games of 10+ rebounds ... hit a 3-pointer in 12 games after making only 1 in his career prior to the season ... knocked in multiple 3s in 4 games ... shot over 44% from behind the arc in league contests ... team was 7-2 when he scored in double figures and 4-0 when he pulled down double-digit rebounds ... had 14 blocks in the first 4 games of the season and averaged 10 points and 5 rebounds in that span ... matched a career-best with 19 points to go along with 7 rebounds and 5 blocks while going 7-of-11 from the floor vs. Temple ... racked up a pair of double-doubles over a span of 3 games ... first double-double was 12 points and 13 rebounds at Dayton, while the second came against Gardner-Webb where he poured in 17 points and 11 rebounds ... also shot a career-best 4-for-4 from 3-point land vs. Gardner-Webb ... was inserted into starting lineup against George Mason and started the rest of his games played ... was a perfect 5-of-5 for 13 points and 9 rebounds vs. Ole Miss ... set top career mark with 6 blocks against Gardner-Webb and at Missouri ... tallied a double-double with 13 points and 11 rebounds vs. Kentucky ... suffered season-ending injury at South Carolina and missed the final 7 games ... Academic Top Tiger ... member of the prestigious Southeastern Conference Men's Basketball Leadership Council.

**HIGH SCHOOL AND PERSONAL DATA:** Rated as a four-star prospect by ESPN ... rated as a 3-star by 247Sports, Rivals and Scout ... averaged 15.6 points, 11.2 rebounds and 6.9 blocks per game for Worth County as a senior in 2015-16 under coach Connie Mays ... three-time selection to the Albany Herald's Super Six as a sophomore, junior and senior ... the Rams finished in a three-way tie for first in the Georgia High School Region 14A standings ... averaged 19 points, 11.8 rebounds and 6.4 blocks per game for Worth County as a junior in 2014-15, recording several triple-doubles ... two-time All-Area selection by the Albany Herald ... started for the Rams each of his four years in high school ... Georgia Class 4A Sophomore of the Year by Hoopseen ... had a 4.0 GPA in advanced classes and was accepted by the Massachusetts Institute of Technology ... scored a 1670 on his SAT ... had considered Yale, Brown, Oregon State, Stanford and Georgia Tech ... son of Cinderella Lewis and Feron McLemore ... studying in Harbert College of Business ... signed national letter of intent on Nov. 11, 2015.

**McLEMORE'S MISCELLANEOUS STATS**

	2016-17	2017-18	2018-19	Career
Games with 10+ Pts	4	9	6	19
Games with 20+ Pts	0	0	0	0
Games 5+ 3s	0	0	0	0
Games with 5+ Reb	16	14	10	41
Games with 10+ Reb	1	4	1	7
Games with 5+ Ast	0	0	0	0
Games with 10+ Ast	0	0	0	0
Games with 5+ Blk	0	6	0	6
Games with 5+ Stl	0	0	0	0
Double-Doubles	0	3	0	3

**MEASURABLES AND BAM TESTING RESULTS**

Wingspan	7'0"
Reach	8'8.5"
Hand	10"
Vertical Jump	34.5"
Approach Vertical	42"
3/4 Court Sprint	3.230
Reaction Shuttle	2.933
Lane Agility Drill	10.786
185 lb Bench	17

**CAREER HIGHS**

Points	19 (3x) last vs. Saint Peter's (11/28/18)
Rebounds	13 at Dayton (11/29/17)
Field Goals	8 (2x) last vs. Saint Peter's (11/28/18)
Field Goals Att.	13 vs. Saint Peter's (11/28/18)
3-Pt. Field Goals	4 vs. Gardner-Webb (12/6/17)
3-Pt. Field Goals Att.	5 vs. Saint Peter's (11/28/18)
Free Throws	7 at LSU (2/21/17)
Free Throws Att.	8 (2x) last vs. North Florida (12/29/18)
Assists	2 (3x) last vs. Gardner-Webb (12/6/17)
Blocks	6 (2x) last at Missouri (1/24/18)
Steals	4 vs. North Florida (12/29/18)
Minutes	30 vs. Kentucky (2/14/18)

**2018-19 McLEMORE GAME-BY-GAME**

Opp.	Start	Min.	FG-A	3FG-A	FT-A	O-D-T	PF	A	TO	BLK	STL	PTS
S. Alabama *	*	21	5-7	0-2	1-3	3-5-8	4	1	1	3	0	11
Washington *	*	24	2-6	1-3	1-2	2-2-4	1	1	0	1	1	6
Miss. Col. *	*	19	1-6	0-2	5-7	1-6-7	2	0	0	3	1	7
Xavier *	*	21	2-5	1-4	1-1	3-1-4	5	0	0	2	1	6
Duke *	*	21	2-9	0-2	0-0	5-7-12	1	0	0	1	0	4
Arizona *	*	14	0-3	0-2	0-1	1-1-2	2	0	1	1	1	0
St. Peter's *	*	18	8-13	3-5	0-0	2-3-5	3	0	1	2	3	19
UNCA *	*	19	2-5	0-1	1-2	1-1-2	3	0	3	3	3	5
Dayton *	*	18	3-6	0-3	0-0	0-1-1	2	0	1	2	1	6
UAB *	*	24	2-3	1-2	0-0	1-4-5	0	0	1	1	0	5
NC State *	*	13	0-1	0-1	0-1	0-0-0	1	0	1	0	0	0
Murray St.		11	2-2	1-1	0-0	1-0-1	3	0	1	1	1	5
North Fla.		22	3-7	0-2	5-8	4-4-8	3	0	2	2	4	11
Ole Miss		13	0-3	0-0	0-0	0-5-5	5	0	0	2	1	0
Georgia		26	7-10	0-2	1-2	2-7-9	3	1	2	2	0	15
Texas A&M		19	5-8	3-4	0-0	3-3-6	4	0	1	2	0	13
Kentucky *	*	17	0-3	0-2	2-4	0-1-1	5	0	0	1	0	2
S. Carolina *	*	18	3-4	0-1	0-0	1-5-6	5	0	2	2	1	6
Miss. St. *	*	26	4-8	0-2	2-2	0-2-2	2	0	2	1	0	10
Missouri												
Alabama												
Florida												
LSU												
Ole Miss												
Vanderbilt												
Arkansas												
Kentucky												
Georgia												
Miss. St.												
Alabama												
Tennessee												

**McLEMORE'S CAREER STATISTICS**

Year	GP-GS	Min-Avg	FG-FGA	Pct	3FG-A	Pct	FT-FTA	Pct	Off-Def-Tot--Avg	PF-FO	Ast	TO	Blk	Stl	Pts	Avg
2016-17	32-1	483-15.1	69-101	.683	1-1	1.000	35-58	.603	54-89-143--4.5	76-0	5	28	37	13	174	5.4
2017-18	27-21	525-19.4	74-139	.532	18-46	.391	35-48	.729	49-93-142--5.3	70-1	14	24	73	20	201	7.4
2018-19	19-14	364-19.2	51-109	.468	10-41	.244	19-33	.576	30-58-88--4.6	54-4	3	19	32	18	131	6.9
<b>TOTAL</b>	<b>78-36</b>	<b>1372-17.6</b>	<b>194-349</b>	<b>.556</b>	<b>29-88</b>	<b>.330</b>	<b>89-139</b>	<b>.640</b>	<b>133-240-373--4.8</b>	<b>200-5</b>	<b>22</b>	<b>71</b>	<b>142</b>	<b>51</b>	<b>506</b>	<b>6.5</b>

41


**COLE BLACKSTOCK**

6-9 • 220

Sr. • F

Killen, Ala.

(Brooks HS)



**2017-18 (Junior):** Averaged 0.3 points, 0.3 rebounds and 0.1 blocks per game in 1.5 minutes per game off the bench ... was a perfect 4-for-4 from the charity stripe ... first action of the season came in the season opener against Norfolk State where he pulled down a rebound in 2 minutes of action ... buried a pair of free throws in 3 minutes vs. Cornell ... logged 5 appearances in SEC play, including the final 3 games of the regular season ... knocked down 2 shots from the charity stripe and grabbed a rebound vs. LSU ... made 2 appearances in postseason play, including in the NCAA Tournament against Clemson.

**HIGH SCHOOL AND PERSONAL DATA:** Four-year letterman in basketball ... averaged 17 points, and 8 rebounds per game as a senior at Brooks High School under coach Brian Wright ... played four games as a junior before season-ending injury ... averaged 8 points and 4.5 rebounds per game as a sophomore ... full name is Cole Edward Blackstock ... son of Eric Blackstock and Kristi Blackstock ... has two sisters, Jessi and Erica ... studying in Ginn College of Engineering.

**CAREER HIGHS**

Points	3 vs. Vanderbilt (2/13/16)
Rebounds	2 vs. Coastal Carolina (12/15/16)
Field Goals	1 vs. Vanderbilt (2/13/16)
Field Goals Att.	1 (3x) last vs. Saint Peter's (11/28/18)
3-Pt. Field Goals	-
3-Pt. Field Goals Att.	-
Free Throws	2 (4x) last vs. North Florida (12/29/18)
Free Throws Att.	2 (4x) last vs. North Florida (12/29/18)
Assists	-
Steals	-
Blocks	1 (3x) last vs. North Florida (12/29/18)
Minutes	5 vs. Mississippi College (11/14/18)

**2018-19 BLACKSTOCK GAME-BY-GAME**

Opp.	Start	Min.	FG-A	3FG-A	FT-A	O-D-T	PF	A	TO	BLK	STL	PTS
S. Alabama		2	0-0	0-0	0-0	0-0-0	1	0	0	0	0	0
Washington		2	0-0	0-0	0-0	0-0-0	1	0	0	0	0	0
Miss. Col.		5	0-1	0-0	0-0	0-2-2	2	0	0	1	0	0
Xavier		-dnp-										
Duke		-dnp-										
Arizona		-dnp-										
St. Peter's		4	0-1	0-0	1-2	1-1-2	0	0	0	0	0	1
UNCA		2	0-0	0-0	0-0	0-0-0	0	0	0	0	0	0
Dayton		-dnp-										
UAB		-dnp-										
NC State		-dnp-										
Murray St.		-dnp-										
North Fla.		3	0-0	0-0	2-2	0-0-0	0	0	0	1	0	2
Ole Miss		-dnp-										
Georgia		-dnp-										
Texas A&M		-dnp-										
Kentucky		-dnp-										
S. Carolina		-dnp-										
Miss. St.		-dnp-										
Missouri												
Alabama												
Florida												
LSU												
Ole Miss												
Vanderbilt												
Arkansas												
Kentucky												
Georgia												
Miss. St.												
Alabama												
Tennessee												

**BLACKSTOCK'S MISCELLANEOUS STATS**


	2015-16	2016-17	2017-18	2018-19	Career
Games with 10+ Pts	0	0	0	0	0
Games with 20+ Pts	0	0	0	0	0
Games 5+ 3s	0	0	0	0	0
Games with 5+ Reb	0	0	0	0	0
Games with 10+ Reb	0	0	0	0	0
Games with 5+ Ast	0	0	0	0	0
Games with 10+ Ast	0	0	0	0	0
Games with 5+ Blk	0	0	0	0	0
Games with 5+ Stl	0	0	0	0	0
Double-Doubles	0	0	0	0	0

**BLACKSTOCK'S CAREER STATISTICS**

Year	GP-GS	Min-Avg	FG-FGA	Pct	3FG-A	Pct	FT-FTA	Pct	Off-Def-Tot--Avg	PF-FO	Ast	TO	Blk	Stl	Pts	Avg
2015-16	5-0	9-1.8	1-1	1.000	0-0	.000	3-3	1.000	0-0-0--0.0	2-0	0	0	0	0	5	1.0
2016-17	3-0	4-1.3	0-0	.000	0-0	.000	0-0	.000	0-2-2--0.7	2-0	0	0	0	0	0	0.0
2017-18	13-0	19-1.5	0-0	.000	0-0	.000	4-4	1.000	0-4-4--0.3	5-0	0	0	1	0	4	0.3
2018-19	6-0	18-3.0	0-2	.000	0-0	.000	3-4	.750	1-3-4--0.7	4-0	0	0	2	0	3	0.5
TOTAL	27-0	50-1.9	1-3	.333	0-0	.000	10-11	.909	1-9-10--0.4	13-0	0	0	3	0	12	0.4



50



**AUSTIN WILEY**

6-11 • 260

Jr. • C

Hoover, Ala.

(Calusa Prep)

**2017-18 (Sophomore):** Tapped to the Kareem Abdul-Jabbar Watch List ... did not see any game action ... declared for the NBA Draft without the intention of hiring an agent on April 10.

**2017 USA U19 WORLD CUP TEAM:** Selected and named the team captain for the 12-member USA Basketball U19 World Cup Team to play in the FIBA World Cup in Cairo, Egypt, July 1-9, 2017 ... only American and one of seven players to average a double-double in the tournament with 10.3 points and 10.9 rebounds in only 19.9 minutes per game as the United States won the bronze medal, finishing 6-1 ... shot 50 percent from the field ... started all seven games ... his 40-minute per game average would be 20.5 points and 21.7 rebounds ... had three double-doubles and a rebound shy of four double-doubles in seven games ... 19 points and 10 rebounds to lead USA to an 81-59 victory over Germany in the quarterfinals ... 16 points and a game-high 16 rebounds in a 109-68 victory over Angola ... 13 points and a game-high 17 rebounds in 29:41 in a 99-87 upset loss to Canada in the semifinals ... 9 points and a game-high 14 rebounds in 21:37 vs. Italy to finish Group D play 3-0 ... 8 points and 8 rebounds and a block in 20 minutes in the 96-72 bronze medal win over Spain ... scored 15 points in the USA's 89-66 victory over Lithuania in a friendly on June 28, a day after making the 6,900-mile trip from Colorado Springs, Colo., to Washington, D.C. to Germany to Cairo.

**HIGH SCHOOL AND PERSONAL DATA:** Ranked 13th nationally by Scout, 16th by Rivals and 17th by 247Sports ... played on Team USA's gold medal winner at the FIBA Men's U17 World Championship in Zaragoza, Spain in summer of 2016 ... consensus five-star selection ... three-time all-state selection at Spain Park High School in Hoover, Ala. ... averaged 22 points and 12 rebounds as a junior in 2014-15 leading Spain Park to a 24-6 record and the Class 7A state finals under coach Donnie Quinn ... was named the Alabama Sports Writers Association Class 7A Player of the Year as a junior, averaging 27.1 points, 12.1 rebounds and 2.9 blocks ... selected to the ASWA Class 7A All-State first-team and to the AL.com Class 7A Super All-State first-team ... MVP of the Alabama North-South game in August 2016 ... averaged 19 points and 12 rebounds as a sophomore at Spain Park where he was named AL.com Birmingham Player of the Year Award ... selected to the ASWA Class 7A All-State first-team and AL.com Class 7A Super All-State first-team ... averaged 15 points and 10 rebounds as a freshman ... named an honorable mention ASWA Class 6A All-State selection as a freshman ... full name is Austin Jermaine Wiley ... son of former Auburn players, All-American & 1992 USA Olympian Vickie Orr and Aubrey Wiley, who led the SEC in rebounding in 1993-94 ... Vickie helped lead Auburn to two-straight NCAA Championship games in 1988 and 1989 and was inducted into the Alabama Sports Hall of Fame in 2013 ... studying in the College of Education ... signed national letter of intent on Nov. 9, 2016.

**WILEY'S MISCELLANEOUS STATS**

	2016-17	2017-18	2018-19	Career
Games with 10+ Pts	8	0	8	16
Games with 20+ Pts	1	0	0	1
Games 5+ 3s	0	0	0	0
Games with 5+ Reb	10	0	9	19
Games with 10+ Reb	1	0	2	3
Games with 5+ Ast	0	0	0	0
Games with 10+ Ast	0	0	0	0
Games with 5+ Blk	0	0	2	2
Games with 5+ Stl	0	0	0	0
Double-Doubles	1	0	1	2

**MEASURABLES AND BAM TESTING RESULTS**

Wingspan	7'5"
Reach	9'4"
Hand	11"
Vertical Jump	27.5"
Approach Vertical	32.5"
3/4 Court Sprint	3.337
Reaction Shuttle	3.036
Lane Agility Drill	12.663
185 lb Bench	16

**CAREER HIGHS**

Points	25 at TCU (1/28/17)
Rebounds	12 at Texas A&M (1/16/19)
Field Goals	11 at TCU (1/28/17)
Field Goals Att.	13 (2x) last vs. Saint Peter's (11/28/18)
3-Pt. Field Goals	-
3-Pt. Field Goals Att.	1 (2x) last vs. Murray State (12/22/18)
Free Throws	11 vs. Alabama (1/21/17)
Free Throws Att.	18 vs. Alabama (1/21/17)
Assists	1 (6x) last vs. Washington (11/9/18)
Steals	1 (8x) last at NC State (12/19/18)
Blocks	5 (2x) last vs. Dayton (12/8/18)
Minutes	26 (2x) last vs. Murray State (12/22/18)

**2018-19 WILEY GAME-BY-GAME**

Opp.	Start	Min.	FG-A	3FG-A	FT-A	O-D-T	PF	A	TO	BLK	STL	PTS
S. Alabama	-	dnp-										
Washington	13	2-4	0-0	1-2	0-1-1	3	1	2	0	0	5	
Miss. Col.	16	5-7	0-0	8-10	4-3-7	1	0	1	1	0	16	
Xavier	19	4-6	0-0	3-6	0-0-0	5	0	1	3	0	11	
Duke	19	7-11	0-0	3-7	4-5-9	3	0	1	0	1	17	
Arizona	13	2-2	0-0	1-2	0-2-2	3	0	1	1	0	5	
St. Peter's	18	7-13	0-1	2-4	4-5-9	3	0	1	3	1	16	
UNCA	18	5-7	0-0	4-5	1-3-4	1	0	2	5	0	14	
Dayton	20	4-7	0-0	0-2	3-4-7	2	0	4	5	0	8	
UAB	16	2-5	0-0	2-3	0-7-7	0	0	0	3	0	6	
NC State	20	5-6	0-0	3-4	1-5-6	2	0	4	2	1	13	
Murray St.	* 26	7-9	0-1	3-5	5-5-10	3	0	0	0	0	17	
North Fla.	* 13	6-11	0-0	1-2	4-3-7	3	0	1	2	1	13	
Ole Miss	* 22	0-5	0-1	6-8	3-4-7	4	0	1	2	0	6	
Georgia	* 14	3-6	0-0	3-5	3-1-4	3	0	3	0	0	9	
Texas A&M	* 14	2-6	0-0	0-0	3-9-12	4	0	1	1	0	4	
Kentucky	-	dnp-										
S. Carolina	-	dnp-										
Miss. St.	-	dnp-										
Missouri												
Alabama												
Florida												
LSU												
Ole Miss												
Vanderbilt												
Arkansas												
Kentucky												
Georgia												
Miss. St.												
Alabama												
Tennessee												

**WILEY'S CAREER STATISTICS**

Year	GP-GS	Min-Avg	FG-FGA	Pct	3FG-A	Pct	FT-FTA	Pct	Off-Def-Tot--Avg	PF-FO	Ast	TO	Blk	Stl	Pts	Avg
2016-17	23-22	415-18.0	73-125	.584	0-0	.000	56-114	.491	52-56-108--4.7	59-1	5	41	31	5	202	8.8
2018-19	15-5	261-17.4	61-105	.581	0-3	.000	40-65	.615	35-57-92--6.1	40-1	1	23	28	4	162	10.8
TOTAL	38-27	676-17.8	134-230	.583	0-3	.000	96-179	.536	87-113-200--5.3	99-2	6	64	59	9	364	9.6

## LAST TIME VS. MISSOURI



Official Basketball Box Score -- Game Totals -- Final Statistics  
 Auburn vs Missouri  
 01/24/18 8:05 PM at Columbia, Mo. (Mizzou Arena)



Auburn 91 • 18-2, 6-1

#	Player	*	Total		3-Ptr		Rebounds			PF	TP	A	TO	Blk	Stl	Min
			FG-FGA	FG-FGA	FT-FTA	Off	Def	Tot								
01	HARPER, Jared	*	5-10	5-7	6-6	0	1	1	3	21	6	0	0	3	35	
02	BROWN, Bryce	*	3-9	3-6	7-7	1	2	3	3	16	2	2	0	2	27	
05	HERON, Mustapha	*	5-12	1-4	3-4	3	8	11	1	14	2	1	0	1	34	
13	MURRAY, Desean	*	4-9	2-5	6-6	0	0	0	2	16	2	1	1	2	23	
24	MCLEMORE, Anfernee	*	2-5	1-2	0-1	0	2	2	3	5	0	1	6	0	21	
00	SPENCER, Horace		1-3	0-0	1-2	2	2	4	5	3	2	1	1	2	19	
04	OKEKE, Chuma		4-7	2-5	0-0	1	2	3	2	10	0	2	0	0	15	
10	MITCHELL, Davion		2-3	0-1	0-0	0	0	0	2	4	0	0	1	1	17	
14	DUNBAR, Malik		1-3	0-2	0-0	0	2	2	0	2	1	0	0	0	8	
21	KEIM, Patrick		0-0	0-0	0-0	0	0	0	0	0	0	0	0	0	0+	
22	MACOY, Will		0-0	0-0	0-0	0	0	0	0	0	0	0	0	0	0+	
41	BLACKSTOCK, Cole		0-0	0-0	0-0	0	1	1	0	0	0	0	0	0	0+	
Team						1	2	3								
Totals			27-61	14-32	23-26	8	22	30	21	91	15	8	9	11	199	

FG % 1st Half: 12-33 36.4% 2nd half: 15-28 53.6% Game: 27-61 44.3%  
 3FG % 1st Half: 6-17 35.3% 2nd half: 8-15 53.3% Game: 14-32 43.8%  
 FT % 1st Half: 11-12 91.7% 2nd half: 12-14 85.7% Game: 23-26 88.5%

Deadball  
Rebounds  
1

Missouri 73 • 13-7, 3-4

#	Player	*	Total		3-Ptr		Rebounds			PF	TP	A	TO	Blk	Stl	Min
			FG-FGA	FG-FGA	FT-FTA	Off	Def	Tot								
03	ROBERTSON, Kassius	*	6-15	3-10	6-6	0	2	2	2	21	2	2	0	1	39	
11	PORTER, Jontay	*	2-5	1-3	0-0	2	6	8	1	5	2	3	1	2	27	
15	GEIST, Jordan	*	4-9	2-5	2-2	0	3	3	5	12	2	3	0	0	31	
21	BARNETT, Jordan	*	7-10	5-8	0-0	2	5	7	2	19	1	3	0	0	34	
23	TILMON, Jeremiah	*	0-0	0-0	0-0	0	1	1	4	0	0	3	0	0	7	
01	PHILLIPS, Terrence		0-2	0-2	2-2	1	3	4	2	2	3	2	0	1	9	
10	RAU, Brett		0-0	0-0	0-0	0	0	0	1	0	0	0	0	0	2	
14	NIKKO, Reed		1-3	0-0	2-4	5	1	6	0	4	0	0	2	0	17	
24	PURYEAR, Kevin		2-9	0-1	6-8	0	2	2	2	10	1	0	1	0	23	
33	VANLEER, Cullen		0-1	0-1	0-0	1	2	3	0	0	0	4	0	0	11	
Team						2	3	5								
Totals			22-54	11-30	18-22	13	28	41	19	73	11	20	4	4	200	

FG % 1st Half: 12-32 37.5% 2nd half: 10-22 45.5% Game: 22-54 40.7%  
 3FG % 1st Half: 7-17 41.2% 2nd half: 4-13 30.8% Game: 11-30 36.7%  
 FT % 1st Half: 5-8 62.5% 2nd half: 13-14 92.9% Game: 18-22 81.8%

Deadball  
Rebounds  
1

Officials: Doug Simons, Roger Ayers, Leslie Jones

Technical fouls: Auburn-None. Missouri-None.

Attendance: 15061

Score by periods	1st	2nd	Total
Auburn	41	50	91
Missouri	36	37	73

SEASON STATS



Auburn Basketball  
 Auburn Combined Team Statistics (as of Jan 26, 2019)  
 All games



Overall record: 13-6 Conf: 2-4 Home: 9-1 Away: 2-4 Neutral: 2-1

#	Player	gp-gs	min	avg	Total		3-Point		F-Throw		Rebounds				pf	dq	a	to	blk	stl	pts	avg
					fg-fga	fg%	3fg-fga	3fg%	ft-fga	ft%	off	def	tot	avg								
02	BROWN, Bryce	19-19	595	31.3	102-234	.436	67-167	.401	51-61	.836	11	31	42	2.2	31	0	42	38	2	22	322	16.9
01	HARPER, Jared	19-19	642	33.8	91-229	.397	51-129	.395	58-71	.817	7	47	54	2.8	28	0	125	46	0	18	291	15.3
50	WILEY, Austin	15-5	261	17.4	61-105	.581	0-3	.000	40-65	.615	35	57	92	6.1	40	1	1	23	28	4	162	10.8
05	OKEKE, Chuma	19-19	554	29.2	77-158	.487	22-68	.324	22-32	.688	53	62	115	6.1	43	1	40	35	22	31	198	10.4
10	DOUGHTY, Samir	19-19	459	24.2	54-112	.482	23-53	.434	25-26	.962	25	44	69	3.6	44	1	39	29	0	27	156	8.2
04	DUNBAR, Malik	19-0	329	17.3	56-116	.483	24-63	.381	16-24	.667	16	53	69	3.6	39	1	11	14	8	23	152	8.0
24	MCLEMORE, Anfernee	19-14	364	19.2	51-109	.468	10-41	.244	19-33	.576	30	58	88	4.6	54	4	3	19	32	18	131	6.9
00	SPENCER, Horace	19-0	279	14.7	34-76	.447	1-12	.083	17-32	.531	48	46	94	4.9	49	3	9	19	12	12	86	4.5
12	MCCORMICK, J'Von	18-0	207	11.5	24-47	.511	5-9	.556	8-15	.533	10	10	20	1.1	17	0	27	18	1	15	61	3.4
03	PURIFOY, Danjel	7-0	59	8.4	5-18	.278	2-8	.250	1-3	.333	4	5	9	1.3	6	0	3	4	0	4	13	1.9
22	MACOY, Will	7-0	17	2.4	1-5	.200	0-3	.000	3-5	.600	0	0	0	0.0	0	0	0	0	2	2	5	0.7
14	COOK, Preston	6-0	8	1.3	2-4	.500	0-1	.000	0-0	.000	2	1	3	0.5	1	0	1	0	0	1	4	0.7
33	MAASDORP, Chase	6-0	16	2.7	1-5	.200	1-2	.500	1-4	.250	1	0	1	0.2	2	0	0	2	0	1	4	0.7
20	PARKER, Myles	8-0	22	2.8	2-10	.200	0-4	.000	1-3	.333	0	1	1	0.1	5	0	0	3	0	1	5	0.6
41	BLACKSTOCK, Cole	6-0	18	3.0	0-2	.000	0-0	.000	3-4	.750	1	3	4	0.7	4	0	0	0	2	0	3	0.5
21	WILLIAMS, Devontae	5-0	9	1.8	0-1	.000	0-1	.000	0-0	.000	0	0	0	0.0	1	0	0	1	0	0	0	0.0
54	COLLIER, Thomas	6-0	10	1.7	0-2	.000	0-0	.000	0-0	.000	1	0	1	0.2	1	0	0	1	0	0	0	0.0
Team											33	29	62		3		3					
Total.....		0	3849		561-1233	.455	206-564	.365	265-378	.701	277	447	724	0.0	368	11	301	255	109	179	1593	0.0
Opponents.....		0	3848		439-1024	.429	158-444	.356	282-404	.698	204	447	651	0.0	351	-	234	356	73	120	1318	0.0

TEAM STATISTICS

	AU	OPP	Date	Opponent	Score	Att.
SCORING	1593	1318	11/06/18	SOUTH ALABAMA	w 101-58	7754
Points per game	83.8	69.4	11/09/18	WASHINGTON	w 88-66	9121
Scoring margin	+14.5	-	11/14/18	MISSISSIPPI COLLEGE	w 103-52	6959
FIELD GOALS-ATT	561-1233	439-1024	11/19/18	vs Xavier	Wot 88-79	2400
Field goal pct	.455	.429	11/20/18	vs Duke	L 72-78	2400
3 POINT FG-ATT	206-564	158-444	11/21/18	vs Arizona	w 73-57	2400
3-point FG pct	.365	.356	11/28/18	SAINT PETER'S	w 99-49	7162
3-pt FG made per game	10.8	8.3	12/04/18	UNC ASHEVILLE	w 67-41	7121
FREE THROWS-ATT	265-378	282-404	12/08/18	DAYTON	w 82-72	8365
Free throw pct	.701	.698	12/15/18	at UAB	Wot 75-71	15856
F-Throws made per game	13.9	14.8	12/19/18	at NC State	L 71-78	17793
REBOUNDS	724	651	12/22/18	MURRAY STATE	w 93-88	8356
Rebounds per game	38.1	34.3	12/29/18	NORTH FLORIDA	w 95-49	8450
Rebounding margin	+3.8	-	* 01/09/19	at Ole Miss	L 67-82	8241
ASSISTS	301	234	* 01/12/19	GEORGIA	w 93-78	9121
Assists per game	15.8	12.3	* 01/16/19	at Texas A&M	w 85-66	8730
TURNOVERS	255	356	* 01/19/19	KENTUCKY	L 80-82	9121
Turnovers per game	13.4	18.7	* 01/22/19	at South Carolina	L 77-80	13857
Turnover margin	+5.3	-	* 01/26/19	at Mississippi State	L 84-92	10063
Assist/turnover ratio	1.2	0.7				
STEALS	179	120				
Steals per game	9.4	6.3				
BLOCKS	109	73				
Blocks per game	5.7	3.8				
ATTENDANCE	81530	81740				
Home games-Avg/Game	10-8153	6-12423				
Neutral site-Avg/Game	-	3-2400				

\* - Conference game

Score by Periods	1st	2nd	OT	Totals
Auburn	750	820	23	1593
Opponents	607	701	10	1318

SEC STATS



Auburn Basketball  
 Auburn Combined Team Statistics (as of Jan 26, 2019)  
 Conference games only



RECORD:	OVERALL	HOME	AWAY	NEUTRAL
ALL GAMES	2-4	1-1	1-3	0-0
CONFERENCE	2-4	1-1	1-3	0-0
NON-CONFERENCE	0-0	0-0	0-0	0-0

#	Player	gp-gs	min	avg	Total		3-Point		F-Throw		Rebounds				pf	dq	a	to	blk	stl	pts	avg
					fg-fga	fg%	3fg-fga	3fg%	ft-fta	ft%	off	def	tot	avg								
02	BROWN, Bryce	6-6	192	32.0	38-81	.469	26-53	.491	21-22	.955	4	7	11	1.8	8	0	11	14	0	8	123	20.5
01	HARPER, Jared	6-6	211	35.2	31-75	.413	16-44	.364	19-26	.731	2	10	12	2.0	11	0	36	17	0	6	97	16.2
05	OKEKE, Chuma	6-6	184	30.7	23-55	.418	6-22	.273	7-10	.700	16	16	32	5.3	13	0	9	11	4	5	59	9.8
24	MCLEMORE, Anfernee	6-3	119	19.8	19-36	.528	3-11	.273	5-8	.625	6	23	29	4.8	24	3	1	7	10	2	46	7.7
10	DOUGHTY, Samir	6-6	159	26.5	14-34	.412	10-22	.455	6-6	1.000	1	14	15	2.5	14	0	11	7	0	8	44	7.3
04	DUNBAR, Malik	6-0	93	15.5	14-26	.538	6-13	.462	7-10	.700	5	15	20	3.3	18	0	1	2	4	9	41	6.8
50	WILEY, Austin	3-3	50	16.7	5-17	.294	0-1	.000	9-13	.692	9	14	23	7.7	11	0	0	5	3	0	19	6.3
00	SPENCER, Horace	6-0	96	16.0	12-26	.462	0-1	.000	7-11	.636	14	19	33	5.5	23	3	3	8	6	4	31	5.2
03	PURIFOY, Danjel	3-0	32	10.7	3-11	.273	2-5	.400	1-2	.500	2	3	5	1.7	5	0	2	2	0	2	9	3.0
12	MCCORMICK, J'Von	6-0	61	10.2	6-16	.375	1-2	.500	4-5	.800	4	5	9	1.5	3	0	7	6	1	0	17	2.8
20	PARKER, Myles	2-0	2	1.0	0-0	.000	0-0	.000	0-0	.000	0	1	1	0.5	0	0	0	0	0	0	0	0.0
22	MACOY, Will	1-0	1	1.0	0-0	.000	0-0	.000	0-0	.000	0	0	0	0.0	0	0	0	0	0	0	0	0.0
Team											14	11	25		2		1					
Total.....		6	1200		165-377	.438	70-174	.402	86-113	.761	77	138	215	35.8	132	6	81	80	28	44	486	81.0
Opponents.....		6	1200		153-328	.466	50-135	.370	124-176	.705	65	148	213	35.5	111	-	87	85	30	46	480	80.0

TEAM STATISTICS	AU	OPP	Date	Opponent	Score	Att.
SCORING	486	480	* 01/09/19	at Ole Miss	L 67-82	8241
Points per game	81.0	80.0	* 01/12/19	GEORGIA	W 93-78	9121
Scoring margin	+1.0	-	* 01/16/19	at Texas A&M	W 85-66	8730
FIELD GOALS-ATT	165-377	153-328	* 01/19/19	KENTUCKY	L 80-82	9121
Field goal pct	.438	.466	* 01/22/19	at South Carolina	L 77-80	13857
3 POINT FG-ATT	70-174	50-135	* 01/26/19	at Mississippi State	L 84-92	10063
3-point FG pct	.402	.370	* - Conference game			
3-pt FG made per game	11.7	8.3				
FREE THROWS-ATT	86-113	124-176				
Free throw pct	.761	.705				
F-Throws made per game	14.3	20.7				
REBOUNDS	215	213				
Rebounds per game	35.8	35.5				
Rebounding margin	+0.3	-				
ASSISTS	81	87				
Assists per game	13.5	14.5				
TURNOVERS	80	85				
Turnovers per game	13.3	14.2				
Turnover margin	+0.8	-				
Assist/turnover ratio	1.0	1.0				
STEALS	44	46				
Steals per game	7.3	7.7				
BLOCKS	28	30				
Blocks per game	4.7	5.0				
ATTENDANCE	18242	40891				
Home games-Avg/Game	2-9121	4-10223				
Neutral site-Avg/Game	-	0-0				

Score by Periods	1st	2nd	Totals
Auburn	235	251	486
Opponents	231	249	480



LAST 5 GAMES



Auburn Basketball  
 Auburn Combined Team Statistics (as of Jan 26, 2019)  
 Last 5 Games



RECORD:	OVERALL	HOME	AWAY	NEUTRAL
ALL GAMES	2-3	1-1	1-2	0-0
CONFERENCE	2-3	1-1	1-2	0-0
NON-CONFERENCE	0-0	0-0	0-0	0-0

#	Player	gp-gs	min	avg	Total		3-Point		F-Throw		Rebounds				pf	dq	a	to	blk	stl	pts	avg			
					fg-fga	fg%	3fg-fga	3fg%	ft-fta	ft%	off	def	tot	avg											
02	BROWN, Bryce	5-5	156	31.2	30-57	.526	19-34	.559	21-22	.955	4	7	11	2.2	7	0	10	11	0	8	100	20.0			
01	HARPER, Jared	5-5	173	34.6	28-61	.459	14-35	.400	18-24	.750	2	8	10	2.0	10	0	31	15	0	6	88	17.6			
05	OKEKE, Chuma	5-5	150	30.0	21-49	.429	5-19	.263	7-7	1.000	14	14	28	5.6	10	0	6	7	3	5	54	10.8			
24	MCLEMORE, Anfernee	5-3	106	21.2	19-33	.576	3-11	.273	5-8	.625	6	18	24	4.8	19	2	1	7	8	1	46	9.2			
10	DOUGHTY, Samir	5-5	132	26.4	11-28	.393	7-16	.438	6-6	1.000	1	12	13	2.6	11	0	9	6	0	6	35	7.0			
50	WILEY, Austin	2-2	28	14.0	5-12	.417	0-0	.000	3-5	.600	6	10	16	8.0	7	0	0	4	1	0	13	6.5			
04	DUNBAR, Malik	5-0	80	16.0	10-22	.455	5-12	.417	5-6	.833	3	13	16	3.2	17	0	1	1	3	6	30	6.0			
00	SPENCER, Horace	5-0	85	17.0	10-22	.455	0-1	.000	7-11	.636	10	16	26	5.2	18	2	3	6	6	4	27	5.4			
12	MCCORMICK, J'Von	5-0	55	11.0	6-15	.400	1-2	.500	4-5	.800	4	4	8	1.6	3	0	7	5	1	0	17	3.4			
03	PURIFOY, Danjel	3-0	32	10.7	3-11	.273	2-5	.400	1-2	.500	2	3	5	1.7	5	0	2	2	0	2	9	3.0			
20	PARKER, Myles	2-0	2	1.0	0-0	.000	0-0	.000	0-0	.000	0	1	1	0.5	0	0	0	0	0	0	0	0.0			
22	MACOY, Will	1-0	1	1.0	0-0	.000	0-0	.000	0-0	.000	0	0	0	0.0	0	0	0	0	0	0	0	0.0			
Team											9	11	20												1
Total.....		5	1000		143-310	.461	56-135	.415	77-96	.802	61	117	178	35.6	108	4	70	64	22	38	419	83.8			
Opponents.....		5	1000		129-275	.469	43-116	.371	97-139	.698	52	116	168	33.6	96	-	74	68	28	35	398	79.6			

TEAM STATISTICS	AU	OPP	Date	Opponent	Score	Att.
SCORING	419	398	* 01/12/19	GEORGIA	w 93-78	9121
Points per game	83.8	79.6	* 01/16/19	at Texas A&M	w 85-66	8730
Scoring margin	+4.2	-	* 01/19/19	KENTUCKY	L 80-82	9121
FIELD GOALS-ATT	143-310	129-275	* 01/22/19	at South Carolina	L 77-80	13857
Field goal pct	.461	.469	* 01/26/19	at Mississippi State	L 84-92	10063
3 POINT FG-ATT	56-135	43-116	* - Conference game			
3-point FG pct	.415	.371				
3-pt FG made per game	11.2	8.6				
FREE THROWS-ATT	77-96	97-139				
Free throw pct	.802	.698				
F-Throws made per game	15.4	19.4				
REBOUNDS	178	168				
Rebounds per game	35.6	33.6				
Rebounding margin	+2.0	-				
ASSISTS	70	74				
Assists per game	14.0	14.8				
TURNOVERS	64	68				
Turnovers per game	12.8	13.6				
Turnover margin	+0.8	-				
Assist/turnover ratio	1.1	1.1				
STEALS	38	35				
Steals per game	7.6	7.0				
BLOCKS	22	28				
Blocks per game	4.4	5.6				
ATTENDANCE	18242	32650				
Home games-Avg/Game	2-9121	3-10883				
Neutral site-Avg/Game	-	0-0				

Score by Periods	1st	2nd	Totals
Auburn	206	213	419
Opponents	189	209	398