



2018-19 AUBURN MEN'S BASKETBALL

SCHEDULE/RESULTS

DATE	OPPONENT	TIME/RESULT
Nov. 6	South Alabama (SECN)	W, 101-58
Nov. 9	#25 Washington (SECN)	W, 88-66
Nov. 14	Mississippi College (SEC+)	W, 103-52
Nov. 19	! vs. Xavier (ESPN2)	W, 88-79 (OT)
Nov. 20	! vs. #1 Duke (ESPN)	L, 78-72
Nov. 21	! vs. Arizona (ESPN2)	W, 73-57
Nov. 28	Saint Peter's (SEC+)	W, 99-49
Dec. 4	UNC Asheville (SECN)	W, 67-41
Dec. 8	Dayton (SECN)	W, 82-72
Dec. 15	@ at UAB (CBSSN)	W, 75-71 (OT)
Dec. 19	at NC State (ESPN2)	L, 78-71
Dec. 22	Murray State (SECN)	W, 93-88
Dec. 29	North Florida (SEC+)	W, 95-49
Jan. 9	* at Ole Miss (ESPN2)	L, 82-67
Jan. 12	* Georgia (ESPN2)	W, 93-78
Jan. 16	* at Texas A&M (ESPNU)	W, 85-66
Jan. 19	* #12 Kentucky (ESPN)	L, 82-80
Jan. 22	* at South Carolina (SECN)	L, 80-77
Jan. 26	* at #22 Mississippi State (SECN)	7:30 pm
Jan. 30	* Missouri (SECN)	7:30 pm
Feb. 2	* Alabama (ESPN2)	7:00 pm
Feb. 5	* Florida (ESPN/2/U)	8:00 pm
Feb. 9	* at LSU (ESPN/2/U)	1:00 pm
Feb. 13	* Ole Miss (SECN)	7:30 pm
Feb. 16	* at Vanderbilt (ESPN/2/U)	11:00 am
Feb. 20	* Arkansas (SECN)	7:30 pm
Feb. 23	* at Kentucky (CBS)	12:30 pm
Feb. 27	* at Georgia (ESPN2/U)	8:00 pm
Mar. 2	* Mississippi State (ESPN/2/U)	3:00 pm
Mar. 5	* at Alabama (ESPN/2/U/SECN)	8:00 pm
Mar. 9	* Tennessee (ESPN/2)	11:00 am

All times Central

! - Maui Invitational (Maui, Hawaii)

@ - Mike Slive Invitational (Birmingham, Ala./Legacy Arena)

MATCHUP



#16/15 Auburn Tigers (13-5, 2-3 SEC)

Head Coach: Bruce Pearl, 24th season (545-212), 5th season at AU (83-67)



#22/22 Mississippi State Bulldogs (14-4, 2-3 SEC)

Head Coach: Ben Howland, 23rd season (470-255), 4th season at MSU (69-48)

Date / Time _____ Jan. 26, 2019 / 7:30 pm CT
 Site / Venue _ Starkville, Miss. / Humphrey Coliseum (10,575)
 TV _____ SEC Network
 PxpP _____ Dave Neal
 Analyst _____ Daymeon Fishback
 Radio _____ AU Sports Network / 93.9 Tiger FM / TuneIn
 PxpP _____ Rod Bramblett
 Analyst _____ Sonny Smith

Series History

Overall	Auburn leads 76-69
In Auburn	Auburn leads 46-23
In Starkville	Miss St leads 43-26
Neutral Site	Auburn leads 4-3
Last Meeting	AU, 76-68 (1/13/18)
Streak	Auburn W2

- » Auburn is ranked No. 16 in this week's AP poll. The Tigers have been ranked 22 straight weeks, which is the second-longest streak in program history, only trailing the 30-week streak in 1999-2000. Auburn has the eighth-longest active streak in the country.
- » Saturday's contest is Auburn's fourth road game in its first six SEC games. The Tigers are the only team in the league that has played four road conference games to this point in the season. After Saturday's game, the Tigers play their next three games at home, where Auburn has posted a 24-2 record since the start of last season.
- » Auburn enters today ranked No. 16 and Mississippi State is No. 22 in the AP poll. It is the second time in series history the two teams have met when both were ranked. The Tigers won the only other ranked vs. ranked matchup between the two teams when No. 9 Auburn defeated No. 8 Mississippi State, 97-66, on Jan. 3, 1959, in Auburn.
- » Auburn is the ninth-most efficient offensive team in the country with an average of 118.0 points per 100 possessions, according to KenPom. In addition, the Tigers are also the 46th-most efficient defensive team in the nation. Auburn allows 96.1 points per 100 possessions. The Tigers tout the 15th-highest adjusted efficiency margin at +21.89.
- » After being one of the youngest teams in the NCAA last year with one senior, Auburn boasts 13 upperclassmen and has 4,182 career points returning for the 2018-19 season - eighth-highest in the country.
- » Auburn is one of just seven programs without a scholarship freshman on its roster, joining Alcorn State, Bethune-Cookman, Louisville, South Alabama, Tulsa and UT Martin.

PROBABLE AUBURN STARTERS



Pos.	No.	Name	Ht.	Wt.	Cl.	Hometown (Last School)	PPG	RPG	APG	Blk	Stl	FG%	FT%
G	1	Jared Harper	5-11	175	Jr.	Mableton, Ga. (Pebblebrook HS)	15.3	2.9	6.6	0	18	.392	.818
G	2	Bryce Brown	6-3	198	Sr.	Stone Mountain, Ga. (Tucker HS)	16.9	2.1	2.3	2	19	.433	.818
F	5	Chuma Okeke	6-8	230	So.	Atlanta, Ga. (Westlake HS)	10.1	6.2	2.2	22	31	.480	.677
G	10	Samir Doughty	6-4	195	Jr.	Philadelphia, Pa. (VCU)	8.3	3.6	2.0	0	24	.486	.955
F	24	Anfernee McLemore	6-7	220	Jr.	Warwick, Ga. (Worth County)	6.7	4.8	0.2	31	18	.465	.548
F	0	Horace Spencer	6-8	225	Sr.	Philadelphia, Pa. (Findlay Prep)	4.6	5.1	0.5	10	12	.452	.500
F	3	Danjel Purifoy	6-7	230	Jr.	Centreville, Ala. (Hargrave Military Academy)	1.7	1.2	0.5	0	4	.235	.333
G/F	4	Malik Dunbar	6-6	230	Sr.	North Augusta, S.C. (Col. of Central Florida)	8.2	3.7	0.6	8	22	.478	.667
G	12	J'Von McCormick	6-0	175	Jr.	New Orleans, La. (Lee College)	3.2	1.0	1.6	1	15	.512	.500
C	50	Austin Wiley	6-11	260	Jr.	Hoover, Ala. (Calusa Prep)	10.8	6.1	0.1	28	4	.581	.615

PROBABLE MISSISSIPPI STATE STARTERS

Pos.	No.	Name	Ht.	Wt.	Cl.	Hometown (Last School)	PPG	RPG	APG	Blk	Stl	FG%	FT%
G	0	Nick Weatherspoon	6-2	195	So.	Canton, Miss. (Velma Jackson HS)	10.2	2.5	2.3	2	19	.475	.750
G	2	Lamar Peters	6-0	185	Jr.	New Orleans, La. (Landry-Walker HS)	12.8	1.8	5.7	0	23	.429	.657
G	11	Quindary Weatherspoon	6-4	205	Sr.	Canton, Miss. (Velma Jackson HS)	16.8	5.7	2.7	6	23	.480	.837
F	24	Abdul Ado	6-11	255	So.	Lagos, Nigeria (Hamilton Heights HS (Tenn.))	5.1	5.1	0.4	27	12	.571	.724
F	35	Aric Holman	6-10	225	Sr.	Owensboro, Ky. (Owensboro HS)	11.7	7.7	1.7	40	18	.484	.738
F	1	Reggie Perry	6-10	245	Fr.	Thomasville, Ga. (Thomasville HS)	7.1	5.7	0.4	12	9	.495	.727
G	12	Robert Woodard II	6-7	230	Fr.	Columbus, Miss. (Columbus HS)	4.1	3.3	0.8	5	7	.426	.591
F	22	KeyShawn Feazell	6-8	240	So.	New Hebron, Miss. (Lawrence County HS)	0.9	1.4	0.0	1	0	.556	1.000
G	23	Tyson Carter	6-4	170	Jr.	Starkville, Miss. (Starkville HS)	9.7	1.9	1.3	0	25	.463	.833

MEDIA SPOT CHART

(probable starters in orange)

	0	HORACE SPENCER SR » F » 6-8 » 225 » Philadelphia, Pa. » Findlay Prep • 10 offensive reb vs. Miss. College (1 shy of Auburn record) • 4th on career blk list at 146; 3rd is Korvotney Barber at 155 • LAST GAME: 9 pts, 3 reb, 1 blk, 1 stl in 15 min at South Carolina	<table border="1"> <thead> <tr> <th>GP-GS</th> <th>PPG</th> <th>RPG</th> <th>BPG</th> <th>FG%</th> <th>FT%</th> </tr> </thead> <tbody> <tr> <td>2018-19</td> <td>18-0</td> <td>4.6</td> <td>5.1</td> <td>0.6</td> <td>.452</td> <td>.500</td> </tr> <tr> <td>Career</td> <td>102-43</td> <td>4.8</td> <td>4.7</td> <td>1.4</td> <td>.478</td> <td>.564</td> </tr> </tbody> </table>	GP-GS	PPG	RPG	BPG	FG%	FT%	2018-19	18-0	4.6	5.1	0.6	.452	.500	Career	102-43	4.8	4.7	1.4	.478	.564	<table border="1"> <thead> <tr> <th>Career-Highs</th> </tr> </thead> <tbody> <tr> <td>Pts _____ 14</td> </tr> <tr> <td>Reb _____ 17</td> </tr> <tr> <td>Ast _____ 3</td> </tr> <tr> <td>Blk _____ 7</td> </tr> <tr> <td>Min _____ 29</td> </tr> </tbody> </table>	Career-Highs	Pts _____ 14	Reb _____ 17	Ast _____ 3	Blk _____ 7	Min _____ 29
GP-GS	PPG	RPG	BPG	FG%	FT%																									
2018-19	18-0	4.6	5.1	0.6	.452	.500																								
Career	102-43	4.8	4.7	1.4	.478	.564																								
Career-Highs																														
Pts _____ 14																														
Reb _____ 17																														
Ast _____ 3																														
Blk _____ 7																														
Min _____ 29																														
	1	JARED HARPER JR » G » 5-11 » 175 » Mableton, Ga. » Pebblebrook HS • 16.4 ppg, 5.8 apg, 2.2 rpg, 40% FG in SEC play • Team has scored 294 points off assists from Harper • LAST GAME: 17 pts, 5 ast, 4 reb, 7-15 FG in 37 min at South Carolina	<table border="1"> <thead> <tr> <th>GP-GS</th> <th>PPG</th> <th>RPG</th> <th>APG</th> <th>FG%</th> <th>FT%</th> </tr> </thead> <tbody> <tr> <td>2018-19</td> <td>18-18</td> <td>15.3</td> <td>2.9</td> <td>6.6</td> <td>.392</td> <td>.818</td> </tr> <tr> <td>Career</td> <td>84-82</td> <td>13.0</td> <td>2.3</td> <td>4.7</td> <td>.378</td> <td>.780</td> </tr> </tbody> </table>	GP-GS	PPG	RPG	APG	FG%	FT%	2018-19	18-18	15.3	2.9	6.6	.392	.818	Career	84-82	13.0	2.3	4.7	.378	.780	<table border="1"> <thead> <tr> <th>Career-Highs</th> </tr> </thead> <tbody> <tr> <td>Pts _____ 31</td> </tr> <tr> <td>Reb _____ 6 (3x)</td> </tr> <tr> <td>Ast _____ 14</td> </tr> <tr> <td>Stl _____ 4 (3x)</td> </tr> <tr> <td>Min _____ 43</td> </tr> </tbody> </table>	Career-Highs	Pts _____ 31	Reb _____ 6 (3x)	Ast _____ 14	Stl _____ 4 (3x)	Min _____ 43
GP-GS	PPG	RPG	APG	FG%	FT%																									
2018-19	18-18	15.3	2.9	6.6	.392	.818																								
Career	84-82	13.0	2.3	4.7	.378	.780																								
Career-Highs																														
Pts _____ 31																														
Reb _____ 6 (3x)																														
Ast _____ 14																														
Stl _____ 4 (3x)																														
Min _____ 43																														
	2	BRYCE BROWN SR » G » 6-3 » 198 » Stone Mountain, Ga. » Tucker HS • T-7th in SEC history (John Jenkins, VU) with 306 3s • Holding defensive matchup to 32% FG (59-182), 105 TO, 48 AST • LAST GAME: 17 pts, 2 reb, 6-7 FT in 33 min at South Carolina	<table border="1"> <thead> <tr> <th>GP-GS</th> <th>PPG</th> <th>RPG</th> <th>APG</th> <th>FG%</th> <th>FT%</th> </tr> </thead> <tbody> <tr> <td>2018-19</td> <td>18-18</td> <td>16.9</td> <td>2.1</td> <td>2.3</td> <td>.433</td> <td>.818</td> </tr> <tr> <td>Career</td> <td>109-75</td> <td>12.3</td> <td>2.0</td> <td>1.4</td> <td>.385</td> <td>.783</td> </tr> </tbody> </table>	GP-GS	PPG	RPG	APG	FG%	FT%	2018-19	18-18	16.9	2.1	2.3	.433	.818	Career	109-75	12.3	2.0	1.4	.385	.783	<table border="1"> <thead> <tr> <th>Career-Highs</th> </tr> </thead> <tbody> <tr> <td>Pts _____ 34</td> </tr> <tr> <td>Reb _____ 6</td> </tr> <tr> <td>Ast _____ 5 (5x)</td> </tr> <tr> <td>Stl _____ 3 (6x)</td> </tr> <tr> <td>Min _____ 43</td> </tr> </tbody> </table>	Career-Highs	Pts _____ 34	Reb _____ 6	Ast _____ 5 (5x)	Stl _____ 3 (6x)	Min _____ 43
GP-GS	PPG	RPG	APG	FG%	FT%																									
2018-19	18-18	16.9	2.1	2.3	.433	.818																								
Career	109-75	12.3	2.0	1.4	.385	.783																								
Career-Highs																														
Pts _____ 34																														
Reb _____ 6																														
Ast _____ 5 (5x)																														
Stl _____ 3 (6x)																														
Min _____ 43																														
	3	DANJEL PURIFOY JR » F » 6-7 » 230 » Centreville, Ala. » Hargrave Military Academy • Saw first action in 647 days at UAB (last game vs. Missouri on 3/8/17) • Led team with 88% shooting from the foul line in 2016-17 • LAST GAME: 3 pts, 3 reb, 2 ast, 2 stl in 19 min at South Carolina	<table border="1"> <thead> <tr> <th>GP-GS</th> <th>PPG</th> <th>RPG</th> <th>APG</th> <th>FG%</th> <th>FT%</th> </tr> </thead> <tbody> <tr> <td>2018-19</td> <td>6-0</td> <td>1.7</td> <td>1.2</td> <td>0.5</td> <td>.235</td> <td>.333</td> </tr> <tr> <td>Career</td> <td>35-25</td> <td>9.8</td> <td>4.1</td> <td>1.5</td> <td>.387</td> <td>.862</td> </tr> </tbody> </table>	GP-GS	PPG	RPG	APG	FG%	FT%	2018-19	6-0	1.7	1.2	0.5	.235	.333	Career	35-25	9.8	4.1	1.5	.387	.862	<table border="1"> <thead> <tr> <th>Career-Highs</th> </tr> </thead> <tbody> <tr> <td>Pts _____ 27 (2x)</td> </tr> <tr> <td>Reb _____ 15</td> </tr> <tr> <td>Ast _____ 9</td> </tr> <tr> <td>Stl _____ 3 (6x)</td> </tr> <tr> <td>Min _____ 39</td> </tr> </tbody> </table>	Career-Highs	Pts _____ 27 (2x)	Reb _____ 15	Ast _____ 9	Stl _____ 3 (6x)	Min _____ 39
GP-GS	PPG	RPG	APG	FG%	FT%																									
2018-19	6-0	1.7	1.2	0.5	.235	.333																								
Career	35-25	9.8	4.1	1.5	.387	.862																								
Career-Highs																														
Pts _____ 27 (2x)																														
Reb _____ 15																														
Ast _____ 9																														
Stl _____ 3 (6x)																														
Min _____ 39																														
	4	MALIK DUNBAR SR » G/F » 6-6 » 230 » North Augusta, S.C. » Col. of Central Florida • 7.2 ppg, 3.6 rpg, 52% FG in SEC play • Team is 9-3 when he scores in double figures in his career • LAST GAME: 2 pts, 2 reb in 12 min at South Carolina	<table border="1"> <thead> <tr> <th>GP-GS</th> <th>PPG</th> <th>RPG</th> <th>APG</th> <th>FG%</th> <th>FT%</th> </tr> </thead> <tbody> <tr> <td>2018-19</td> <td>18-0</td> <td>8.2</td> <td>3.7</td> <td>0.6</td> <td>.478</td> <td>.667</td> </tr> <tr> <td>Career</td> <td>52-3</td> <td>6.4</td> <td>2.9</td> <td>0.4</td> <td>.443</td> <td>.618</td> </tr> </tbody> </table>	GP-GS	PPG	RPG	APG	FG%	FT%	2018-19	18-0	8.2	3.7	0.6	.478	.667	Career	52-3	6.4	2.9	0.4	.443	.618	<table border="1"> <thead> <tr> <th>Career-Highs</th> </tr> </thead> <tbody> <tr> <td>Pts _____ 16</td> </tr> <tr> <td>Reb _____ 8</td> </tr> <tr> <td>Ast _____ 2 (3x)</td> </tr> <tr> <td>Stl _____ 5</td> </tr> <tr> <td>Min _____ 26</td> </tr> </tbody> </table>	Career-Highs	Pts _____ 16	Reb _____ 8	Ast _____ 2 (3x)	Stl _____ 5	Min _____ 26
GP-GS	PPG	RPG	APG	FG%	FT%																									
2018-19	18-0	8.2	3.7	0.6	.478	.667																								
Career	52-3	6.4	2.9	0.4	.443	.618																								
Career-Highs																														
Pts _____ 16																														
Reb _____ 8																														
Ast _____ 2 (3x)																														
Stl _____ 5																														
Min _____ 26																														
	5	CHUMA OKEKE SO » F » 6-8 » 230 » Atlanta, Ga. » Westlake HS • 11.3 ppg, 6.7 rpg in last 3 games • Team is 5-0 when he makes 3+ 3s in a game in his career • LAST GAME: 13 pts, 7 reb, 2 stl, 1 blk in 28 min at South Carolina	<table border="1"> <thead> <tr> <th>GP-GS</th> <th>PPG</th> <th>RPG</th> <th>APG</th> <th>FG%</th> <th>FT%</th> </tr> </thead> <tbody> <tr> <td>2018-19</td> <td>18-18</td> <td>10.1</td> <td>6.2</td> <td>2.2</td> <td>.480</td> <td>.677</td> </tr> <tr> <td>Career</td> <td>52-18</td> <td>8.4</td> <td>5.9</td> <td>1.5</td> <td>.467</td> <td>.674</td> </tr> </tbody> </table>	GP-GS	PPG	RPG	APG	FG%	FT%	2018-19	18-18	10.1	6.2	2.2	.480	.677	Career	52-18	8.4	5.9	1.5	.467	.674	<table border="1"> <thead> <tr> <th>Career-Highs</th> </tr> </thead> <tbody> <tr> <td>Pts _____ 20</td> </tr> <tr> <td>Reb _____ 10 (5x)</td> </tr> <tr> <td>Ast _____ 5 (2x)</td> </tr> <tr> <td>Blk _____ 3 (2x)</td> </tr> <tr> <td>Min _____ 34 (3x)</td> </tr> </tbody> </table>	Career-Highs	Pts _____ 20	Reb _____ 10 (5x)	Ast _____ 5 (2x)	Blk _____ 3 (2x)	Min _____ 34 (3x)
GP-GS	PPG	RPG	APG	FG%	FT%																									
2018-19	18-18	10.1	6.2	2.2	.480	.677																								
Career	52-18	8.4	5.9	1.5	.467	.674																								
Career-Highs																														
Pts _____ 20																														
Reb _____ 10 (5x)																														
Ast _____ 5 (2x)																														
Blk _____ 3 (2x)																														
Min _____ 34 (3x)																														
	10	SAMIR DOUGHTY JR » G » 6-4 » 195 » Philadelphia, Pa. » VCU • 48% 3-pt (10-21) in SEC games this season • 42% FG, 100% FT in last 5 games • LAST GAME: 8 pts, 3 reb, 2-4 3-pt in 28 min at South Carolina	<table border="1"> <thead> <tr> <th>GP-GS</th> <th>PPG</th> <th>RPG</th> <th>APG</th> <th>FG%</th> <th>FT%</th> </tr> </thead> <tbody> <tr> <td>2018-19</td> <td>18-18</td> <td>8.3</td> <td>3.6</td> <td>2.0</td> <td>.486</td> <td>.955</td> </tr> <tr> <td>Career</td> <td>53-33</td> <td>8.8</td> <td>3.6</td> <td>2.1</td> <td>.432</td> <td>.797</td> </tr> </tbody> </table>	GP-GS	PPG	RPG	APG	FG%	FT%	2018-19	18-18	8.3	3.6	2.0	.486	.955	Career	53-33	8.8	3.6	2.1	.432	.797	<table border="1"> <thead> <tr> <th>Career-Highs</th> </tr> </thead> <tbody> <tr> <td>Pts _____ 23</td> </tr> <tr> <td>Reb _____ 10</td> </tr> <tr> <td>Ast _____ 10</td> </tr> <tr> <td>Stl _____ 4 (2x)</td> </tr> <tr> <td>Min _____ 34 (2x)</td> </tr> </tbody> </table>	Career-Highs	Pts _____ 23	Reb _____ 10	Ast _____ 10	Stl _____ 4 (2x)	Min _____ 34 (2x)
GP-GS	PPG	RPG	APG	FG%	FT%																									
2018-19	18-18	8.3	3.6	2.0	.486	.955																								
Career	53-33	8.8	3.6	2.1	.432	.797																								
Career-Highs																														
Pts _____ 23																														
Reb _____ 10																														
Ast _____ 10																														
Stl _____ 4 (2x)																														
Min _____ 34 (2x)																														
	12	J'VON MCCORMICK JR » G » 6-0 » 175 » New Orleans, La. » Lee College • Career-highs in pts (14), ast (3) and stl (3) at NC State • Known as quick floor general with ability to take it to the rack • LAST GAME: 2 pts, 1 ast, 2-2 FT in 9 min at South Carolina	<table border="1"> <thead> <tr> <th>GP-GS</th> <th>PPG</th> <th>RPG</th> <th>APG</th> <th>FG%</th> <th>FT%</th> </tr> </thead> <tbody> <tr> <td>2018-19</td> <td>17-0</td> <td>3.2</td> <td>1.0</td> <td>1.6</td> <td>.512</td> <td>.500</td> </tr> <tr> <td>Career</td> <td>17-0</td> <td>3.2</td> <td>1.0</td> <td>1.6</td> <td>.512</td> <td>.500</td> </tr> </tbody> </table>	GP-GS	PPG	RPG	APG	FG%	FT%	2018-19	17-0	3.2	1.0	1.6	.512	.500	Career	17-0	3.2	1.0	1.6	.512	.500	<table border="1"> <thead> <tr> <th>Career-Highs</th> </tr> </thead> <tbody> <tr> <td>Pts _____ 14</td> </tr> <tr> <td>Reb _____ 4 (2x)</td> </tr> <tr> <td>Ast _____ 4 (2x)</td> </tr> <tr> <td>Stl _____ 3 (4x)</td> </tr> <tr> <td>Min _____ 22</td> </tr> </tbody> </table>	Career-Highs	Pts _____ 14	Reb _____ 4 (2x)	Ast _____ 4 (2x)	Stl _____ 3 (4x)	Min _____ 22
GP-GS	PPG	RPG	APG	FG%	FT%																									
2018-19	17-0	3.2	1.0	1.6	.512	.500																								
Career	17-0	3.2	1.0	1.6	.512	.500																								
Career-Highs																														
Pts _____ 14																														
Reb _____ 4 (2x)																														
Ast _____ 4 (2x)																														
Stl _____ 3 (4x)																														
Min _____ 22																														
	20	MYLES PARKER FR » F » 6-8 » 200 » Madison, Ala. » Madison Academy • Made first appearance in Auburn uniform vs. South Alabama • Lengthy forward with potential to contribute early in career • LAST GAME: 1 min at South Carolina	<table border="1"> <thead> <tr> <th>GP-GS</th> <th>PPG</th> <th>RPG</th> <th>APG</th> <th>FG%</th> <th>FT%</th> </tr> </thead> <tbody> <tr> <td>2018-19</td> <td>8-0</td> <td>0.6</td> <td>0.0</td> <td>0.0</td> <td>.200</td> <td>.333</td> </tr> <tr> <td>Career</td> <td>8-0</td> <td>0.6</td> <td>0.0</td> <td>0.0</td> <td>.200</td> <td>.333</td> </tr> </tbody> </table>	GP-GS	PPG	RPG	APG	FG%	FT%	2018-19	8-0	0.6	0.0	0.0	.200	.333	Career	8-0	0.6	0.0	0.0	.200	.333	<table border="1"> <thead> <tr> <th>Career-Highs</th> </tr> </thead> <tbody> <tr> <td>Pts _____ 2 (2x)</td> </tr> <tr> <td>Reb _____ 0</td> </tr> <tr> <td>Ast _____ 0</td> </tr> <tr> <td>Stl _____ 1</td> </tr> <tr> <td>Min _____ 6</td> </tr> </tbody> </table>	Career-Highs	Pts _____ 2 (2x)	Reb _____ 0	Ast _____ 0	Stl _____ 1	Min _____ 6
GP-GS	PPG	RPG	APG	FG%	FT%																									
2018-19	8-0	0.6	0.0	0.0	.200	.333																								
Career	8-0	0.6	0.0	0.0	.200	.333																								
Career-Highs																														
Pts _____ 2 (2x)																														
Reb _____ 0																														
Ast _____ 0																														
Stl _____ 1																														
Min _____ 6																														
	22	WILL MACOY JR » G » 6-4 » 200 » Birmingham, Ala. » Vestavia Hills HS • Earned scholarship in locker room following win vs. Georgia (1/12) • Played in 21 career games • LAST GAME: DNP at South Carolina	<table border="1"> <thead> <tr> <th>GP-GS</th> <th>PPG</th> <th>RPG</th> <th>APG</th> <th>FG%</th> <th>FT%</th> </tr> </thead> <tbody> <tr> <td>2018-19</td> <td>7-0</td> <td>0.7</td> <td>0.0</td> <td>0.0</td> <td>.200</td> <td>.600</td> </tr> <tr> <td>Career</td> <td>21-0</td> <td>0.7</td> <td>0.2</td> <td>0.0</td> <td>.250</td> <td>.556</td> </tr> </tbody> </table>	GP-GS	PPG	RPG	APG	FG%	FT%	2018-19	7-0	0.7	0.0	0.0	.200	.600	Career	21-0	0.7	0.2	0.0	.250	.556	<table border="1"> <thead> <tr> <th>Career-Highs</th> </tr> </thead> <tbody> <tr> <td>Pts _____ 8</td> </tr> <tr> <td>Reb _____ 1 (3x)</td> </tr> <tr> <td>Ast _____ 0</td> </tr> <tr> <td>Stl _____ 1 (3x)</td> </tr> <tr> <td>Min _____ 5</td> </tr> </tbody> </table>	Career-Highs	Pts _____ 8	Reb _____ 1 (3x)	Ast _____ 0	Stl _____ 1 (3x)	Min _____ 5
GP-GS	PPG	RPG	APG	FG%	FT%																									
2018-19	7-0	0.7	0.0	0.0	.200	.600																								
Career	21-0	0.7	0.2	0.0	.250	.556																								
Career-Highs																														
Pts _____ 8																														
Reb _____ 1 (3x)																														
Ast _____ 0																														
Stl _____ 1 (3x)																														
Min _____ 5																														
	24	ANFERNEE MCLEMORE JR » F » 6-7 » 220 » Warwick, Ga. » Worth County HS • 7.5 ppg, 5.3 rpg, 1.8 bpg, 50% FG in SEC games this season • T-5th on career blk list with 141 (Chris Morris) • LAST GAME: 6 pts, 6 reb, 2 blk, 3-4 FT in 18 min at South Carolina	<table border="1"> <thead> <tr> <th>GP-GS</th> <th>PPG</th> <th>RPG</th> <th>BPG</th> <th>FG%</th> <th>FT%</th> </tr> </thead> <tbody> <tr> <td>2018-19</td> <td>16-12</td> <td>6.8</td> <td>4.7</td> <td>1.7</td> <td>.454</td> <td>.548</td> </tr> <tr> <td>Career</td> <td>75-34</td> <td>6.4</td> <td>4.8</td> <td>1.8</td> <td>.555</td> <td>.635</td> </tr> </tbody> </table>	GP-GS	PPG	RPG	BPG	FG%	FT%	2018-19	16-12	6.8	4.7	1.7	.454	.548	Career	75-34	6.4	4.8	1.8	.555	.635	<table border="1"> <thead> <tr> <th>Career-Highs</th> </tr> </thead> <tbody> <tr> <td>Pts _____ 19 (3x)</td> </tr> <tr> <td>Reb _____ 13</td> </tr> <tr> <td>Ast _____ 2 (3x)</td> </tr> <tr> <td>Blk _____ 6</td> </tr> <tr> <td>Min _____ 30</td> </tr> </tbody> </table>	Career-Highs	Pts _____ 19 (3x)	Reb _____ 13	Ast _____ 2 (3x)	Blk _____ 6	Min _____ 30
GP-GS	PPG	RPG	BPG	FG%	FT%																									
2018-19	16-12	6.8	4.7	1.7	.454	.548																								
Career	75-34	6.4	4.8	1.8	.555	.635																								
Career-Highs																														
Pts _____ 19 (3x)																														
Reb _____ 13																														
Ast _____ 2 (3x)																														
Blk _____ 6																														
Min _____ 30																														
	41	COLE BLACKSTOCK SR » F » 6-9 » 260 » Killen, Ala. » Brooks HS • Earned scholarship in locker room following win vs. Georgia (1/12) • Appeared in 27 career games • LAST GAME: DNP at South Carolina	<table border="1"> <thead> <tr> <th>GP-GS</th> <th>PPG</th> <th>RPG</th> <th>BPG</th> <th>FG%</th> <th>FT%</th> </tr> </thead> <tbody> <tr> <td>2018-19</td> <td>6-0</td> <td>0.5</td> <td>0.7</td> <td>0.3</td> <td>.000</td> <td>.750</td> </tr> <tr> <td>Career</td> <td>27-0</td> <td>0.4</td> <td>0.4</td> <td>0.1</td> <td>.333</td> <td>.909</td> </tr> </tbody> </table>	GP-GS	PPG	RPG	BPG	FG%	FT%	2018-19	6-0	0.5	0.7	0.3	.000	.750	Career	27-0	0.4	0.4	0.1	.333	.909	<table border="1"> <thead> <tr> <th>Career-Highs</th> </tr> </thead> <tbody> <tr> <td>Pts _____ 3</td> </tr> <tr> <td>Reb _____ 2 (3x)</td> </tr> <tr> <td>Ast _____ 0</td> </tr> <tr> <td>Blk _____ 1 (3x)</td> </tr> <tr> <td>Min _____ 5</td> </tr> </tbody> </table>	Career-Highs	Pts _____ 3	Reb _____ 2 (3x)	Ast _____ 0	Blk _____ 1 (3x)	Min _____ 5
GP-GS	PPG	RPG	BPG	FG%	FT%																									
2018-19	6-0	0.5	0.7	0.3	.000	.750																								
Career	27-0	0.4	0.4	0.1	.333	.909																								
Career-Highs																														
Pts _____ 3																														
Reb _____ 2 (3x)																														
Ast _____ 0																														
Blk _____ 1 (3x)																														
Min _____ 5																														
	50	AUSTIN WILEY JR » C » 6-11 » 260 » Hoover, Ala. » Calusa Prep • Out with lower leg injury • Double-double (17 pts, 10 reb) in first start of 18-19 vs. Murray State • LAST GAME: DNP at South Carolina	<table border="1"> <thead> <tr> <th>GP-GS</th> <th>PPG</th> <th>RPG</th> <th>BPG</th> <th>FG%</th> <th>FT%</th> </tr> </thead> <tbody> <tr> <td>2018-19</td> <td>15-5</td> <td>10.8</td> <td>6.1</td> <td>1.9</td> <td>.581</td> <td>.615</td> </tr> <tr> <td>Career</td> <td>38-27</td> <td>9.6</td> <td>5.3</td> <td>1.6</td> <td>.583</td> <td>.536</td> </tr> </tbody> </table>	GP-GS	PPG	RPG	BPG	FG%	FT%	2018-19	15-5	10.8	6.1	1.9	.581	.615	Career	38-27	9.6	5.3	1.6	.583	.536	<table border="1"> <thead> <tr> <th>Career-Highs</th> </tr> </thead> <tbody> <tr> <td>Pts _____ 25</td> </tr> <tr> <td>Reb _____ 12</td> </tr> <tr> <td>Ast _____ 1 (6x)</td> </tr> <tr> <td>Blk _____ 5 (2x)</td> </tr> <tr> <td>Min _____ 26 (2x)</td> </tr> </tbody> </table>	Career-Highs	Pts _____ 25	Reb _____ 12	Ast _____ 1 (6x)	Blk _____ 5 (2x)	Min _____ 26 (2x)
GP-GS	PPG	RPG	BPG	FG%	FT%																									
2018-19	15-5	10.8	6.1	1.9	.581	.615																								
Career	38-27	9.6	5.3	1.6	.583	.536																								
Career-Highs																														
Pts _____ 25																														
Reb _____ 12																														
Ast _____ 1 (6x)																														
Blk _____ 5 (2x)																														
Min _____ 26 (2x)																														

2018-19 NUMERICAL ROSTER

No.	Name	Pos.	Ht.	Wt.	Cl.	Hometown (Last School)
0	Horace Spencer	F	6-8	225	Sr.	Philadelphia, Pa. (Findlay Prep)
1	Jared Harper	G	6-0	175	Jr.	Mableton, Ga. (Pebblebrook)
2	Bryce Brown	G	6-3	198	Sr.	Stone Mountain, Ga. (Tucker)
3	Danjel Purifoy	F	6-7	230	Jr.	Centreville, Ala. (Hargrave Military Academy)
4	Malik Dunbar	G/F	6-6	230	Sr.	North Augusta, S.C. (College of Central Florida)
5	Chuma Okeke	F	6-8	230	So.	Atlanta, Ga. (Westlake)
10	Samir Doughty	G	6-4	195	Jr.	Philadelphia, Pa. (VCU)
12	J'Von McCormick	G	6-0	175	Jr.	New Orleans, La. (Lee College)
14	Preston Cook	G	6-4	190	Fr.	Auburn, Ala. (Auburn)
20	Myles Parker	F	6-8	200	Fr.	Madison, Ala. (Madison Academy)
21	Devontae Williams	G	6-5	215	Jr.	Opp, Ala. (Opp)
22	Will Macoy	G	6-4	200	Jr.	Birmingham, Ala. (Vestavia Hills)
23	Jamal Johnson*	G	6-4	185	So.	Birmingham, Ala. (Memphis)
24	Anfernee McLemore	F	6-7	220	Jr.	Warwick, Ga. (Worth County)
33	Chase Maasdorp	G	6-0	170	Fr.	Lakewood Ranch, Fla. (The Out-of-Door Academy)
41	Cole Blackstock	F	6-9	260	Sr.	Killen, Ala. (Brooks)
50	Austin Wiley	C	6-11	260	Jr.	Hoover, Ala. (Calusa Prep)
54	Thomas Collier	F	6-9	215	Jr.	Birmingham, Ala. (Briarwood Christian)

* will redshirt 2018-19 season after transferring and have three years of eligibility remaining

- Head Coach:** Bruce Pearl (5th season)
- Assistant Coach:** Ira Bowman (1st season)
- Assistant Coach:** Wes Flanigan (1st season)
- Assistant Coach:** Steven Pearl (5th season)
- Director of Operations:** Chad Prewett (4th season)
- Assistant Director of Operations:** Mike Burgomaster (3rd season)
- Athletic Trainer:** Clark Pearson (10th season)
- Strength & Conditioning Coach:** Damon Davis (10th season)
- Video Coordinator:** Ian Borders (1st season)

2018-19 ALPHABETICAL ROSTER

No.	Name	Pos.	Ht.	Wt.	Cl.	Hometown (Last School)
41	Cole Blackstock	F	6-9	260	Sr.	Killen, Ala. (Brooks)
2	Bryce Brown	G	6-3	198	Sr.	Stone Mountain, Ga. (Tucker)
54	Thomas Collier	F	6-9	215	Jr.	Birmingham, Ala. (Briarwood Christian)
14	Preston Cook	G	6-4	190	Fr.	Auburn, Ala. (Auburn)
10	Samir Doughty	G	6-4	195	Jr.	Philadelphia, Pa. (VCU)
4	Malik Dunbar	G/F	6-6	230	Sr.	North Augusta, S.C. (College of Central Florida)
1	Jared Harper	G	6-0	175	Jr.	Mableton, Ga. (Pebblebrook)
23	Jamal Johnson*	G	6-4	185	So.	Birmingham, Ala. (Memphis)
22	Will Macoy	G	6-4	200	Jr.	Birmingham, Ala. (Vestavia Hills)
33	Chase Maasdorp	G	6-0	170	Fr.	Lakewood Ranch, Fla. (The Out-of-Door Academy)
12	J'Von McCormick	G	6-0	175	Jr.	New Orleans, La. (Lee College)
24	Anfernee McLemore	F	6-7	220	Jr.	Warwick, Ga. (Worth County)
0	Horace Spencer	F	6-8	225	Sr.	Philadelphia, Pa. (Findlay Prep)
5	Chuma Okeke	F	6-8	230	So.	Atlanta, Ga. (Westlake)
20	Myles Parker	F	6-8	200	Fr.	Madison, Ala. (Madison Academy)
3	Danjel Purifoy	F	6-7	230	Jr.	Centreville, Ala. (Hargrave Military Academy)
50	Austin Wiley	C	6-11	260	Jr.	Hoover, Ala. (Calusa Prep)
21	Devontae Williams	G	6-5	215	Jr.	Opp, Ala. (Opp)

ROSTER BY CLASS

- Freshmen (3)**
Preston Cook, Chase Maasdorp, Myles Parker
- Sophomores (2)**
Jamal Johnson, Chuma Okeke
- Juniors (9)**
Thomas Collier, Samir Doughty, Jared Harper, Will Macoy, J'Von McCormick, Anfernee McLemore, Danjel Purifoy, Austin Wiley, Devontae Williams
- Seniors (4)**
Cole Blackstock, Bryce Brown, Malik Dunbar, Horace Spencer

PRONUNCIATION GUIDE

- SAMIR DOUGHTY** SAH-meer DOW-tee
- MALIK** Dunbar Muh-LEEK
- J'VON** McCormick JAY-vahn
- ANFERNEE** McLemore ANN-fur-knee
- CHUMA OKEKE** CHOO-muh oh-KEE-KEE
- DANJEL PURIFOY** DAN-jel PURE-a-foy
- HORACE** Spencer HOR-us
- MAASDORP** Chase MAAHS-doorp

QUICK FACTS

UNIVERSITY INFORMATION

Location _____ Auburn, Ala.
 Founded _____ 1856
 Enrollment _____ 25,469
 Nickname _____ Tigers
 Colors _____ Burnt Orange and Navy Blue
 Conference _____ Southeastern (SEC)

ADMINISTRATION

President _____ Dr. Steven Leath
 Director of Athletics _____ Allen Greene
 Athletics Phone _____ 855-282-2010

BASKETBALL STAFF INFORMATION

Head Coach _____ Bruce Pearl
 Alma Mater _____ Boston College '82
 Career Record _____ 545-212 (.720)
 Seasons _____ 24th
 Record at Auburn _____ 83-67 (.553)
 Seasons _____ 5th
 Assistant Coach _____ Ira Bowman
 Alma Mater _____ Penn '96
 Assistant Coach _____ Wes Flanigan
 Alma Mater _____ Auburn '97
 Assistant Coach _____ Steven Pearl
 Alma Mater _____ Tennessee '10
 Director of Operations _____ Chad Prewett
 Alma Mater _____ Troy State '94
 Assistant Director of Ops _____ Mike Burgomaster
 Alma Mater _____ Miami '16
 Athletic Trainer _____ Clark Pearson
 Alma Mater _____ Kentucky '96
 Strength & Conditioning Coach _____ Damon Davis
 Alma Mater _____ Western Illinois '03
 Video Coordinator _____ Ian Borders
 Alma Mater _____ Louisville '07

PROGRAM INFORMATION

First Year of Basketball _____ 1905-06
 All-Time Record _____ 1332-1184-1 (.529)
 All-Time SEC Record _____ 601-738 (.449)
 SEC Championships _____ 3 (1960, 1999, 2018)
 SEC Tournament Titles _____ 1 (1985)
 NCAA Tournament Appearances _____ 9
 NCAA Tournament Record _____ 13-9
 All-Americans _____ 13
 All-SEC Selections _____ 91

TEAM INFORMATION

2017-18 Record _____ 26-8
 SEC Record / Finish _____ 13-5 / 1st
 Home / Away / Neutral _____ 15-1 / 7-4 / 4-3
 Associated Press Final Ranking _____ 19
 USA Today Final Ranking _____ 23
 Letterwinners Returning / Lost _____ 11 / 4
 Starters Returning / Lost _____ 3 / 2
 Newcomers _____ 2

ATHLETICS COMMUNICATIONS

Associate AD _____ Kirk Sampson
 Assistant Director (MBB Contact) _____ Cody Voga
 Cell _____ 334-750-9023
 Email _____ voga@auburn.edu

SOCIAL MEDIA

Instagram _____ @AuburnMBB / @AuburnTigers
 Twitter _____ @AuburnMBB / @AuburnTigers
 Facebook _____ @AuburnMBB / @AuburnTigers
 Hashtags _____ #WarEagle / #UnfinishedBusiness

BRUCE PEARL

Head Coach
5th year at Auburn • 83-67
24th year overall • 545-212



- 7 National Coach of the Year Awards
- 2006 Basketball Times, CBSsportsline, Sporting News National Coach of the Year
- 2008 SEC Co-Coach of the Year
- 2008 Rupp Cup Co-winner
- 2006 & 2008 AP SEC Coach of the Year
- Has advanced to postseason play in 19 of 23 years as a head coach
- Set single-season wins records at three different schools (29 at Southern Indiana in 1995; 26 at Wisconsin-Milwaukee in 2005; 31 at Tennessee in 2008)
- Bruce Pearl's teams have led their conference in scoring 17 of the 23 years that he has been a head coach. His squads were the SEC's scoring champion in four of his six seasons at Tennessee, averaging 77.4 ppg while allowing 70.5 ppg
- One of just seven active head coaches who has led his teams to at least 10 NCAA Sweet 16 appearances (10 total)
- Bruce Pearl is ranked second in the SEC among current head coaches in career winning percentage (.718), fifth in winning percentage as a SEC head coach (.622), fifth in average wins per year as a SEC head coach (21.0) and fifth in SEC games only win pct. (.540, 81-70)
- Bruce Pearl is the 11th coach in SEC history to win four conference crowns (overall or division) in a 10-year span. He is on the same list as Adolph Rupp (UK), Babe McCarthy (MSU), Billy Donovan (UF), Dale Brown (LSU), Joe Hall (UK), John Calipari (UK), Nolan Richardson (ARK), Rick Pitino (UK), Rick Stansbury (MSU) and Tubby Smith (UK)
- Auburn sold out of season tickets for the fourth straight time in 2017-18, all under Pearl, to continue the school record streak. Prior to Pearl, the only other time the Tigers sold out of season tickets came in the 1999-2000 season
- Auburn averaged 8,221 in its 15 home games during the 2017-18 season, which included seven sellouts in the nine SEC games. The 8,221 average is the highest in Auburn Arena history
- In 23 years as a head coach, Bruce Pearl's teams have finished either first or second in conference play 16 times
- At the Division I level, Pearl's teams have topped the 100-point mark 18 times, including a high of 124 in 2009 as well as 121 in the 2007 NCAA Tournament. In his second year as a coach at Southern Indiana the team averaged 101.7 ppg
- In the past two seasons, Auburn has the best non-conference record in the SEC during the regular season at 23-3 (.885), while scheduling perennial NCAA Tournament teams in Dayton, Middle Tennessee, Murray State, Oklahoma, Texas Tech and UConn.

HEAD COACHING RECORD

Year	School	Record	Postseason
1992-93	Southern Indiana	22-7	NCAA Region 3rd Place
1993-94	Southern Indiana	28-4	NCAA Runner-Up
1994-95	Southern Indiana	29-4	NCAA Champions
1995-96	Southern Indiana	25-4	NCAA Sweet 16
1996-97	Southern Indiana	23-5	NCAA First Round
1997-98	Southern Indiana	27-6	NCAA Sweet 16
1998-99	Southern Indiana	26-6	NCAA Sweet 16
1999-00	Southern Indiana	25-6	NCAA Sweet 16
2000-01	Southern Indiana	26-4	NCAA First Round
Total		231-46	
2001-02	Milwaukee	16-13	-
2002-03	Milwaukee	24-8	NCAA First Round
2003-04	Milwaukee	20-11	NIT First Round
2004-05	Milwaukee	26-6	NCAA Sweet 16
Total		86-38	
2005-06	Tennessee	22-8	NCAA Second Round
2006-07	Tennessee	24-11	NCAA Sweet 16
2007-08	Tennessee	31-5	NCAA Sweet 16
2008-09	Tennessee	21-13	NCAA First Round
2009-10	Tennessee	28-9	NCAA Elite Eight
2010-11	Tennessee	19-15	-
Total		145-61	
2014-15	Auburn	15-20	-
2015-16	Auburn	11-20	-
2016-17	Auburn	18-14	-
2017-18	Auburn	26-8	NCAA Second Round
2018-19	Auburn	13-5	-
Total		83-67	
Career		545-212	

- His teams have been just as successful off the court as Auburn has had 18 graduates in four years – the most in the SEC. In 2018, Auburn received an Academic Progress Rate Public Recognition Award marking the first time the Tigers have been honored since the award began tracking data in 2004. The NCAA annually honors teams earning multiyear Academic Progress Rates in the top 10 percent of all squads in each sport.
- Auburn recently secured its third perfect APR score of 1,000 in mid-May, something that has never been accomplished in program history.
- In the past four years, Auburn men's basketball has averaged an APR of 995 (out of 1,000). In the previous four seasons before Pearl and his staff arrived, Auburn's APR average score was 940.
- Bruce Pearl has raised \$1 million in only four golf tournaments at Auburn. Pearl and his wife, Brandy, have remarkably raised \$770,000 in the last three years benefitting Children's Harbor in Birmingham through the Bruce Pearl Fore the Children Golf Classic. The mission of Children's Harbor is to help children with serious illness and their families. Over \$200,000 was raised in the Bruce, Barkley & Basketball Golf Classic Oct. 23-24, 2016, benefitting the Auburn Basketball program.
- Pearl started AURLIVE at Auburn in 2015-16 to benefit cancer patients in the fight to beat cancer. AURLIVE raises the awareness of cancer prevention and detection while t-shirt sales and donations raise money to benefit cancer patients. He initiated the AURLIVE program in 2009 at Tennessee in recognition of former Vol Chris Lofton, who beat testicular cancer through early diagnosis and treatment and went on to play the entire 2007-08 season while recovering from his battle with the disease.
- The Bruce Pearl Family Foundation in conjunction with L5 Foundation, an organization dedicated to addressing the essential and basic needs of cancer patients, donated \$20,000 to five charities in a ceremony in Knoxville in August 2015.
- The Pearl family announced on Feb. 27, 2007, a \$100,000 donation to endow a scholarship in the name of former Tennessee player Dane Bradshaw. The Dane Bradshaw Athletic Scholarship Endowment is awarded to the male or female student-athlete at UT who best epitomizes the characteristics of the 2006-07 senior captain.

TOP PERFORMANCES UNDER PEARL AT AUBURN

MOST POINTS TEAM

- 119, vs. Northwestern State (Nov. 27, 2015)
119, vs. Winthrop (Nov. 24, 2017)
- 117, vs. Coastal Carolina (Dec. 15, 2016)
- 105, vs. Louisiana (Nov. 21, 2014)
- 103, vs. Mississippi College (Nov. 14, 2018)**

MOST POINTS INDIVIDUAL

- 34, Bryce Brown vs. Dayton (Dec. 8, 2018)**
- 31, Bryce Brown vs. Norfolk State (Nov. 10, 2017)
31, Mustapha Heron vs. Winthrop (Nov. 24, 2017)
31, Jared Harper at UAB (Dec. 15, 2018)
- 29, Antoine Mason at Kentucky (Feb. 21, 2015)
29, KT Harrell vs. LSU (Mar. 13, 2015)
29, Bryce Brown vs. South Carolina (Mar. 3, 2018)

MOST REBOUNDS TEAM

- 66, vs. Mississippi College (Nov. 14, 2018)**
- 52, vs. Gardner-Webb (Dec. 6, 2017)
- 51, vs. Eastern Kentucky (Nov. 17, 2016)
51, at UConn (Dec. 23, 2016)
- 50, at Texas A&M (Jan. 16, 2019)**

MOST REBOUNDS INDIVIDUAL

- 19, Cinmeon Bowers at Middle Tennessee (Dec. 12, 2015)
- 18, Cinmeon Bowers vs. Alabama (Jan. 19, 2016)
18, Cinmeon Bowers vs. Ole Miss (Feb. 20, 2016)
- 17, Cinmeon Bowers vs. Milwaukee (Nov. 14, 2014)
17, Cinmeon Bowers vs. Winthrop (Dec. 17, 2014)
17, Cinmeon Bowers vs. Mississippi State (Jan. 21, 2015)
17, Horace Spencer vs. Mississippi College (Nov. 14, 2018)

MOST 3-POINTERS TEAM

- 21, vs. Coastal Carolina (Dec. 15, 2016)
- 18, vs. South Alabama (Nov. 6, 2018)**
- 17, vs. Northwestern State (Nov. 27, 2015)
17, vs. Vanderbilt (Feb. 3, 2018)
- 15, at Arkansas (Feb. 17, 2016)
15, at Alabama (Feb. 4, 2017)
15, vs. Saint Peter's (Nov. 28, 2018)

MOST 3-POINTERS INDIVIDUAL

- 9, Bryce Brown at Arkansas (Feb. 17, 2016)
- 8, Kareem Canty at Middle Tennessee (Dec. 12, 2015)
8, Bryce Brown vs. South Carolina (Mar. 3, 2018)
- 7, KT Harrell vs. Coastal Carolina (Dec. 5, 2014)
7, Bryce Brown at Ole Miss (Jan. 9, 2019)

MOST FT MADE TEAM

- 31, vs. Arkansas (Feb. 10, 2015)
31, at Arkansas - Feb. 27, 2018)
- 30, at South Carolina (Feb. 17, 2018)
- 29, vs. Georgia (Feb. 24, 2016)
29, vs. Ole Miss (Jan. 9, 2017)

MOST FT MADE INDIVIDUAL

- 15, KT Harrell vs. Georgia (Mar. 3, 2015)
15, Jared Harper at UAB (Dec. 15, 2018)
- 14, Jared Harper vs. Ole Miss (Jan. 7, 2017)
- 12, Desean Murray vs. Ole Miss (Jan. 9, 2018)
- 11, Cinmeon Bowers vs. Missouri (Jan. 10, 2015)
11, KT Harrell vs. Texas A&M (Mar. 12, 2015)
11, KT Harrell vs. Kentucky (Mar. 14, 2015)
11, Jared Harper at Arkansas (Feb. 27, 2018)
11, Austin Wiley vs. Alabama (Jan. 21, 2017)
11, Jared Harper vs. Oklahoma (Dec. 21, 2016)

MOST FT ATTEMPTED TEAM

- 42, vs. Eastern Kentucky (Nov. 17, 2016)
42, vs. Alabama (Jan. 21, 2017)
- 40, vs. Arkansas (Feb. 10, 2015)
40, vs. Alabama (Jan. 19, 2016)
- 39, vs. Milwaukee (Nov. 14, 2014)
39, vs. Georgia (Feb. 24, 2016)
39, vs. Georgia State (Nov. 14, 2016)
39, at South Carolina (Jan. 24, 2017)
39, vs. Florida (Feb. 14, 2017)

MOST FT ATTEMPTED INDIVIDUAL

- 18, Cinmeon Bowers vs. Missouri (Jan. 10, 2015)
18, KT Harrell vs. LSU (Mar. 13, 2015)
18, Austin Wiley vs. Alabama (Jan. 21, 2017)
- 17, Jared Harper vs. Ole Miss (Jan. 7, 2017)
- 16, Cinmeon Bowers vs. LSU (Feb. 2, 2016)
16, Jared Harper at UAB (Dec. 15, 2018)

MOST ASSISTS TEAM

- 25, vs. Saint Peter's (Nov. 28, 2018)**
- 24, vs. South Alabama (Nov. 6, 2018)**
- 23, vs. Northwestern State (Nov. 27, 2015)
23, vs. USC Upstate (Nov. 29, 2016)
23, at TCU (Jan. 28, 2017)
23, vs. North Florida (Dec. 29, 2018)

MOST ASSISTS INDIVIDUAL

- 14, Jared Harper vs. Vanderbilt (Feb. 3, 2018)
- 13, Jared Harper vs. South Alabama (Nov. 6, 2018)**
- 10, Kareem Canty vs. Northwestern State (Nov. 27, 2015)
10, Jared Harper vs. Gardner-Webb (Dec. 6, 2017)
10, Jared Harper vs. Murray State (Dec. 22, 2018)
10, Jared Harper vs. North Florida (Dec. 29, 2018)

MOST STEALS TEAM

- 20, vs. North Florida (Dec. 29, 2018)**
- 16, vs. Saint Peter's (Nov. 28, 2018)**
- 14, vs. Georgia (Jan. 20, 2018)
14, vs. Alabama (Feb. 21, 2018)
14, vs. Mississippi College (Nov. 14, 2018)

MOST STEALS INDIVIDUAL

- 5, K.C. Ross-Miller vs. Oregon State (Nov. 26, 2014)
5, K.C. Ross-Miller vs. Middle Tennessee (Dec. 29, 2014)
5, Antoine Mason at LSU (Feb. 5, 2015)
5, Malik Dunbar vs. UNC Asheville (Dec. 4, 2018)
5, Chuma Okeke vs. Murray State (Dec. 22, 2018)
5, Chuma Okeke vs. North Florida (Dec. 29, 2018)

MOST BLOCKS TEAM

- 12, at Missouri (Jan. 10, 2017)
12, vs. UNC Asheville (Dec. 4, 2018)
- 11, vs. Boston College (Dec. 12, 2016)
10, vs. Gardner-Webb (Dec. 6, 2017)
10, at Murray St. (Dec. 19, 2017)
10, vs. Cornell (Dec. 30, 2017)

MOST BLOCKS INDIVIDUAL

- 7, Horace Spencer at Arkansas (Feb. 17, 2016)
- 6, Horace Spencer vs. Oklahoma State (Jan. 30, 2016)
6, Horace Spencer vs. Boston College (Dec. 12, 2016)
6, Anfernee McLemore vs. Gardner-Webb (Dec. 6, 2017)
6, Anfernee McLemore at Missouri (Jan. 24, 2018)

AUBURN VS. MISSISSIPPI STATE SERIES

» Auburn leads 76-69 in its 145-game series against Mississippi State. The Tigers have won two straight and four of the last six against the Bulldogs. A win Saturday would give Auburn three straight wins in the series for the first time since winning nine straight from Feb. 5, 1997-Jan. 31, 2001.

» The Bulldogs hold a 43-26 advantage in games played in Starkville, including 28-13 in Humphrey Coliseum. Mississippi State has won 14 of the last 16 over Auburn at Humphrey Coliseum, but the Tigers won 76-68 last season at The Hump.

» Bruce Pearl is 8-4 against Mississippi State in his head coaching career, including a 3-2 mark as Auburn's head coach. Against the Bulldogs, Pearl is 3-2 at home (1-1 at Auburn), 4-1 on the road (1-1 at Auburn) and 1-1 in neutral-site games (1-0 at Auburn).

» Bruce Pearl is 2-1 coaching against Mississippi State head coach Ben Howland with all three games coming while Pearl has been at Auburn and Howland at Mississippi State.

THE HUNT FOR 100 SEC WINS

» Auburn head coach Bruce Pearl is just five victories away from picking up his 100th SEC win. Pearl would become the 23rd coach in conference history to amass 100 victories and just the fifth to accomplish the feat while coaching two schools.

» The other coaches to have 100 SEC wins while leading two programs include C.M. Newton (195, Alabama and Vanderbilt), Tubby Smith (139, Georgia and Kentucky), Don DeVoe (110, Tennessee and Florida) and John Mauer (103, Tennessee and Florida).

» Coach Pearl would be one of just two active coaches to tally 100 conference wins in the league, joining Kentucky head coach John Calipari.

AUBURN VS. RANKED OPPONENTS

» This is Auburn's fourth game of the season against an AP-ranked opponent. The Tigers are 1-2 so far this season against ranked opponents. No. 11 Auburn defeated No. 25 Washington 88-66 in Auburn, No. 8 Auburn dropped a 78-72 decision to No. 1 Duke in the semifinals of the Maui Invitational and No. 14 Auburn fell 82-80 to No. 12 Kentucky in Auburn.

» Auburn is 62-206 (.231) all-time against ranked opponents. The Tigers are 2-1 against teams ranked No. 22 in the AP poll in its history, including two straight wins. Auburn won its last road game against a ranked opponent 94-84 at No. 23 Tennessee on Jan. 2, 2018. Prior to that, the Tigers had lost 14 straight road games against ranked opponents. Auburn is 12-96 (.111) all-time in road games against ranked opponents.

» Auburn is looking to win consecutive road games over a ranked opponent for just the second time in program history and the first time since 1988. In 1988, the Tigers actually won three straight road games over ranked opponents, winning 53-52 at No. 1 Kentucky, 58-57 at No. 10 Florida and 81-68 at No. 17 Vanderbilt.

MOST COMMON OPPONENTS

» This is the 146th meeting between Auburn and Mississippi State, making the Bulldogs Auburn's fifth-most played opponent in the Tigers' 113-year history.

Opponent	Games	Series Record
Georgia	188	94-94 (Tied)
Florida	166	87-79 (AU)
Alabama	158	96-62 (UA)
LSU	154	85-69 (LSU)
Mississippi State	145	76-69 (AU)

CONSECUTIVE ONE-POSSESSION GAMES

» Auburn has dropped two straight one-possession contests to Kentucky and South Carolina. It is the first time the Tigers' have played back-to-back one-possession games since losing 63-61 at Missouri and 64-61 to Georgia on March 3 and March 7, 2015. The last time Auburn

TALE OF THE TAPE



Scoring Offense	83.8	77.7
Scoring Defense	68.1	68.6
Scoring Margin	+15.7	+9.1
FG Pct.	.452	.471
FG Pct. Defense	.424	.426
3-pt. FG Pct.	.359	.372
3-pt. FG Pct. Defense	.350	.345
FT Pct.	.687	.749
Rebounds Per Game	38.6	36.7
Opp. Rebounds Per Game	34.6	31.6
Rebound Margin	+4.0	+5.1
Assists Per Game	16.1	15.4
Turnovers Per Game	13.1	13.2
Opp. Turnovers Per Game	19.1	13.7
Turnover Margin	+6.0	+0.5
Assist/Turnover Ratio	1.2	1.2
Steals Per Game	9.6	7.6
Blocks Per Game	5.9	5.2

TOTAL +/-

	Last Game	Season	Avg.
#0 Spencer	+7	+160	+8.9
#1 Harper	+7	+227	+12.6
#2 Brown	+3	+198	+11.0
#3 Purifoy	-2	-5	-0.8
#4 Dunbar	-7	+140	+7.8
#5 Okeke	+4	+247	+13.7
#10 Doughty	+1	+185	+10.3
#12 McCormick	-16	+103	+6.1
#14 Cook	DNP	-5	-0.8
#20 Parker	+0	+1	+0.1
#21 Williams	DNP	-20	-4.0
#22 Macoy	DNP	-16	-2.3
#24 McLemore	-15	+146	+8.1
#33 Maasdorp	DNP	-22	-3.7
#41 Blackstock	DNP	-10	-1.7
#50 Wiley	DNP	+86	+5.7
#54 Collier	DNP	-11	-1.8

PRE-GAME QUOTES

Head Coach Bruce Pearl

On the South Carolina game...
 "Our team showed a lot of character, a lot of heart to be able to fight back from a couple double-digit deficits. [Chris] Silva was obviously the difference in the game. He was dominant. He scored 32, had 14 rebounds and blocked four shots. He fouled out two of our post players and we had nobody that could guard him."

On the team's mental state after tough games...
 "Now we go to Mississippi State. That's just the league. Four of our first six are on the road and one of the home ones was against Kentucky. That's a tough way to start the league. It's going to be a grind and you've got to keep your locker room. You've got to be able to fight through some adversity."

CONTINUING THE IMPROVEMENT: CONFERENCE WIN TOTALS

Auburn is one of just 13 teams in the country to have improved its win totals in conference play each of the last four seasons. The Tigers are one of only two power-five programs to accomplish the feat, joining USC. Auburn won four Southeastern Conference games in 2015, five in 2016, seven in 2017 and 13 in 2018 to become the SEC champions.



played three straight one-score games was Feb. 23-March 2, 2011, a 51-49 loss at Alabama, a 57-55 loss vs. Arkansas and a 76-73 win over Ole Miss.

DYNAMIC BACKCOURT

» Auburn has been led so far this season by its dynamic backcourt of Bryce Brown and Jared Harper. The duo is averaging 32.2 points and 6.3 3-point field goals per game. Harper and Brown are the only pair of teammates who rank in the top six in the SEC in 3-point field goal percentage (Brown 39.9 percent, 5th; Harper 38.7 percent, 6th). They have made 113 3s, which is more than 36 DI teams.

» The duo has combined for 11 20-point games this season, including Auburn's win over Xavier in the first round of the Maui Invitational when Brown scored 26 and Harper added 25, season highs for each at the time. The pair has each had a 30-plus-point game this season. Against Dayton, Brown scored a career-high 34 points, including 22 first-half points, on 10-of-18 field goals, 6-of-13 from 3-point range and 8-of-9 from the free-throw line, while Harper added 20 points on 4-of-7 shooting from long range and 6-of-6 from the free-throw line. He also dished out seven assists to just one turnover. In Auburn's win over UAB, Harper scored a career-high 31 points, including 23 of the Tigers' last 30 points over the final 9:23 of regulation and overtime.

» Brown and Harper have made 37-of-88 (42.0 percent) from 3-point range in SEC play, which matches Auburn's first five conference opponents' 3-point field goals total. Brown leads the SEC with 4.8 3-point FGM in SEC play, while Harper is tied for eighth at 2.6 3-point FGM.

» Bryce Brown's 34 points vs. Dayton are the most by a Tiger since Toney Douglas scored 38 points against Nicholls State on Nov. 24, 2004, and are tied with Isaiah Joe of Arkansas for the second-most points scored in the SEC this season. He is third in the SEC averaging 16.9 ppg, while Harper is eighth at 15.3 points per game.

DOWNTOWN BRYCE BROWN

» Bryce Brown became Auburn's all-time career 3-point king in the Tigers' final game of the Maui Invitational against Arizona passing the old mark of 262 3-pointers set by Wesley Person. The record breaker came with 5:00 remaining in the game and gave Auburn a 66-51 lead. Brown has now made 306 career 3-pointers, becoming the eighth player to reach 300 career 3-pointers in SEC history in the Tigers' game against Kentucky. He has the fifth-most career 3-pointers among all active DI players.

» Against UAB, Brown became the 23rd player in Auburn history to reach 1,200 career points. His 1,323 career points rank third among active SEC players. The senior has moved up 16 spots on Auburn's career scoring chart this season.

» Brown has scored in double figures in each of the last seven games. He is averaging 19.1 points per game and is shooting 32-of-67 (47.8 percent) from 3-point range over that span. He led Auburn with 28 points, including 25 in the second half against Kentucky. He was 8-of-9

from the field, 6-of-7 from 3-point range and 6-of-6 from the free-throw line against the Wildcats. At Texas A&M, Brown scored 22 points, including 20 in the first half and 18 straight points for Auburn at one point. Brown, who scored 22 points in the first half against Dayton, has scored 20-plus points in a half three times this season. Five of his 16 career 20-point games have come this season. He became the 19th player in Auburn history to score 1,300 career points against Kentucky.

All-Time Scoring List (Auburn)

14.	Frank Ford	1983-87	1,389
15.	Lee DeFore	1963-66	1,386
	Aaron Swinson	1991-94	1,386
17.	Bryce Brown	2015-P	1,340
17.	Gary Redding	1972-72	1,334
18.	Doc Robinson	1996-00	1,332

» Brown, who has made at least four 3-pointers in 10 of 18 games this season, is the SEC's leading scorer in conference play at 21.0 points per game and also leads the league in SEC play with 4.8 3s per game and is third in 3-point field goal percentage at 49.0 percent. He averaged 20.3 points and hit 13 3s in three games in the Maui Invitational. Brown extended his own Auburn career record with his 21st game with at least five made 3s against Kentucky. He has had six games with at least five 3s this season, including the Tigers' recent games at Texas A&M and against Kentucky where he was 11-of-18 from distance. He is second in the SEC averaging 3.6 made 3s per game this season.

» For his career, Brown is 306-of-794 (.385) from 3-point range. He made three triples in his last game at South Carolina to tie Vanderbilt's John Jenkins for seventh in career 3-pointers in SEC history. With seven 3-pointers at Ole Miss, he passed Vanderbilt's Scott Draud and Lee Humphrey of Florida to move into ninth on the SEC's top 10 for career 3s. He added five at Texas A&M to move past Ronnie MaMahon of Vanderbilt for eighth. His 794 3-pointers attempted are seventh-most in SEC history. In Auburn's win over Dayton, Brown became the Tigers' career leader in 3-point field goal attempts, passing the old mark of 713 by Frankie Sullivan.

OFF THE COURT: ANFERNEE MCLEMORE

Anfernee McLemore is the perfect embodiment of what it means to be a student-athlete at Auburn University. The two-time Academic Top Tiger honoree recently served on the prestigious Southeastern Conference Men's Basketball Leadership Council. He also has logged hours at the "Breakfast Club" where he serves as a role model for young kids in the Auburn community.



KENPOM.COM CORNER

Adjusted Efficiency Margin

Value	SEC	NCAA
+21.89	3rd	15th

Adjusted Offensive Efficiency

Points scored per 100 possessions

Value	SEC	NCAA
118.0	2nd	9th

Adjusted Defensive Efficiency

Points allowed per 100 possessions

Value	SEC	NCAA
96.1	4th	46th

All-Time 3-Pointers Made (SEC)

1.	Chris Lofton (UT)	2005-08	431
2.	Shan Foster (VU)	2005-08	367
3.	Pat Bradley (AR)	1996-99	366
4.	Allan Houston (UT)	1990-93	346
5.	Chris Warren (OM)	2008-11	334
6.	Kenny Boynton (UF)	2009-13	333
7.	Bryce Brown (AU)	2015-P	306
	John Jenkins (VU)	2010-12	306
9.	Ronnie McMahon (VU)	1992-95	296
10.	Scott Draud (VU)	1987-91	288
	Lee Humphrey (UF)	2004-07	288

All-Time 3-Pointers Made (Auburn)

1.	Bryce Brown	2015-P	306
2.	Wesley Person	1990-94	262
3.	Lance Weems	1992-96	240
4.	Ronnie Battle	1989-93	236
5.	Frankie Sullivan	2008-13	228

» Brown is eighth in the SEC shooting 43.3 percent from the field. He is the only player who is ranked in the top 8 in the SEC in field-goal percentage who has taken over half his shots from beyond the arc. For the season, 163 of his 224 (72.8 percent) have been from 3-point range.

CHEF HARPER WITH THE POP, BOY

» Jared Harper, who was named to the Lute Olson Award Mid-Season Watch List earlier this season, has 16 career 20-point games, with six so far this season.

» Harper, who is the SEC's only player averaging 15 points and six assists per game, is eighth in the SEC with 15.3 points per game and first in the SEC and 11th nationally with 6.6 assists per game, while playing an SEC-best 33.8 minutes per game. He is tied with Bryce Brown for 10th in the league with an 81.8 free-throw percentage and is sixth shooting 38.7 percent from 3-point range while making 2.7 shots from long range per game, which is sixth.

» Harper has five career games with double-digit assists, including three this season, and he is third in the SEC with a 3.0 assist-to-turnover ratio.

» Harper was 15-of-16 from the free-throw line against UAB. The 15 made free throws are the most by a Tiger since KT Harrell made 15 against LSU on March, 13, 2015, in the SEC quarterfinals, and his 16 attempts are the most since Austin Wiley attempted 18 free throws against Alabama on Jan. 21, 2017.

» Auburn has scored 294 points off of Harper's assists this season. Harper has made or assisted on 205 of Auburn's 535 made field goals this season (38.3 percent). Harper's 398 career assists lead all SEC players and are seventh among all DI juniors.

» Harper has made 321 free throws in his career, moving past KT Harrell for eighth on Auburn's career free throws made list against UAB.

All-Time Free Throws Made

1.	John Mengelt	1968-71	496
2.	Eddie Johnson	1973-77	410
3.	Chris Denson	2010-14	341
4.	Wes Flanigan	1993-97	338
5.	Frankie Sullivan	2009-13	334
6.	Jeff Moore	1984-88	329
7.	DeWayne Reed	2006-10	324
8.	Jared Harper	2016-P	323

» Harper became the 38th member of Auburn's 1,000-point club in Auburn's last nonconference game against North Florida. Since then, Harper has elevated himself to 29th on the all-time scoring list.

PLAYER TO WATCH: HORACE SPENCER

Senior forward Horace Spencer has picked up his play in his final run through the SEC gauntlet. In the last five games, the Philadelphia, Pa. native is averaging a team-high 6.2 rebounds to go along with 5.4 points per game. In his career vs. Mississippi State, Spencer is averaging 7.0 points, 5.0 rebounds and 2.0 blocks per contest while shooting an even 50 percent from the floor.



All-Time Scoring List (Auburn)

27.	Korvotney Barber	2005-09	1,151
28.	Lance Weems	1992-96	1,105
29.	Jared Harper	2016-P	1,090
30.	Bryant Smith	1995-99	1,087
31.	Bubba Price	1976-80	1,075

» Harper is one of only six players in program history with 1,000 career points and 350 assists.

1,000 Points and 350 Assists

Player	Years	Points	Assists
Eddie Johnson	1973-77	1,988	499
DeWayne Reed	2006-10	1,426	468
Doc Robinson	1996-00	1,322	568
Stan Pietkiewicz	1974-78	1,265	356
Wes Flanigan	1993-97	1,208	573
Jared Harper	2016-P	1,090	398

TOP OF THE PACK

» Auburn has fared well in the past two-plus seasons in the non-conference slate. The Tigers lead the SEC in both wins and winning percentage in non-league regular-season games over the last two-plus seasons. Auburn is the only SEC team that has won at least 11 regular-season non-conference games in each of the last three seasons. The streak is the longest in school history. The Tigers' 34 non-conference regular-season wins over that span tie a school record for the most nonconference wins over a 3-year span, which was previously set from 1998-2000.

Team	'16-17	'17-18	'18-19	Total	Pct.
Auburn	11-2	12-1	11-2	34-5	.872
Miss. State	9-3	12-1	12-1	33-5	.868
Arkansas	11-2	11-2	9-3	31-7	.816
Kentucky	10-3	11-2	10-2	31-7	.816
Tennessee	8-5	10-2	11-1	29-8	.784
LSU	8-4	9-3	10-3	27-10	.730
Florida	10-3	9-4	8-4	27-11	.711
Georgia	9-4	9-3	8-4	26-11	.703
Texas A&M	8-4	11-2	6-5	25-11	.694
Ole Miss	9-4	7-6	10-2	26-12	.684
Alabama	7-5	9-4	9-3	25-12	.676
Missouri	5-7	10-3	9-3	24-13	.649
S. Carolina	10-3	9-4	5-7	24-14	.632
Vanderbilt	7-6	6-7	9-3	22-16	.579

(as of games through 1/24)

AWARD CASE

Bryce Brown

Jerry West Award Watch List
Preseason All-SEC Second Team
SEC Player of the Week (Nov. 26)

Samir Doughty

Top Impact Transfer (Jon Rothstein)

Jared Harper

Bob Cousy Award Watch List
Preseason All-SEC Second Team
Maui Invitational All-Tournament Team
Lute Olson Player of the Year Mid-Season List

Chuma Okeke

Top-20 Breakout Player (Jon Rothstein)
SEC Player of the Week (Nov. 12)

Austin Wiley

Kareem Abdul-Jabbar Award Watch List

» The Tigers have earned wins vs. notable opponents in Arizona, Dayton (twice), Middle Tennessee, Murray State (twice), Oklahoma, TCU, Texas Tech, UConn (twice), Washington and Xavier (twice).

BLOWOUT WINS

» Auburn is 12th in the country with a +15.7 scoring margin. It is the Tigers' best mark through 18 games since the 1998-99 Tigers had a +23.6 scoring margin through the first 18 games. The current margin is on pace to be the third-best scoring margin for a season in program history. Ten of Auburn's 13 victories are by double digits, and six are by at least 20 points. The Tigers' 13 wins are by an average of 24.3 points. Auburn has 29 double-digit wins since the start of last season, which is two more double-digit wins than the Tigers' had in the previous five seasons combined and is more than the overall win total of four SEC teams.

» Auburn's last win was a 19-point win at Texas A&M, which is the Tigers' largest margin of victory in an SEC game since defeating Alabama 90-71 last season and its largest SEC road win since beating LSU 98-75 in Baton Rouge on Feb. 21, 2017.

» Twelve of Auburn's 15 SEC wins since the start of last season have been by double digits, including both this season. The Tigers had 11 double-digit SEC wins in the previous seven years combined.

Highest Scoring Margins All-Time

Rank	Year	Margin
1.	1998-99	+19.6
2.	1958-59	+17.4
3.	2018-19	+15.7
4.	1962-63	+11.2
5.	1961-62	+10.2

AREAS OF IMPROVEMENT

» Comparing the 2017-18 team to the 2018-19 team, the Tigers have made significant strides in a plethora of areas.

Through 18 Games	17-18	18-19
3-Pointers	171 (9.5)	195 (10.8)
Offensive Rebounds	237 (13.2)	271 (15.1)
Points Off Turnovers	316 (17.6)	450 (25.0)
Steals	130 (7.2)	172 (9.6)
Turnovers Forced	271 (15.1)	343 (19.1)

GLASS EATERS

» Auburn is averaging 15.1 offensive rebounds per game, which is third nationally, leading to an average of 14.3 second-chance points per game (258 in 18 games). Four times this season Auburn has outrebounded an opponent by 15, including 50-33 against Texas A&M, and has won the rebounding battle in 11 of 18 games. The Tigers are 10-1 in those games. Auburn has pulled down at least 15 offensive rebounds in 10 of 18 games this season and leads the SEC in conference games averaging 14.2 offensive rebounds.

» Chuma Okeke (2.8; 5th in SEC), Horace Spencer (2.7; 7th in SEC), Austin Wiley (2.3; t-10th in SEC), Anfernee McLemore (1.7) and Samir Doughty (1.3) lead Auburn in offensive rebounding. Auburn is the only team to have three players ranked in the top 10 in the SEC in offensive rebounding.

KEEP IT 100

» Auburn scored 103 points vs. Mississippi College, the most points for the Tigers since a 119-85 victory over Winthrop last season. It is the second time the Tigers have reached the century mark this season after defeating South Alabama 101-58 in the season opener, and the seventh time in 150 games under head coach Bruce Pearl. Prior to Pearl's arrival, Auburn hadn't scored 100 points in the previous 337 games since a 105-66 victory over Grambling State on Nov. 29, 2003.

BALANCED SCORING

» Auburn is second in the SEC averaging 83.8 points per game because of a balanced attack that has six Tigers averaging at least 8.2 points per game including Bryce Brown (16.9), Jared Harper (15.3), Austin Wiley (10.8), Chuma Okeke (10.1), Samir Doughty (8.3) and Malik Dunbar (8.2). Six times this season Auburn has had at least five players score in double figures. Nine different Tigers have scored in double figures at least once this season. Auburn has topped the 80-point plateau in 11 of 18 games, plus AU has surpassed the 90-point mark six times and has scored 100-plus twice. The Tigers are 10-1 when scoring at least 80 points. Auburn is on pace to be the second-highest scoring team in program history.

Highest Scoring Teams All-Time

Rank	Year	PPG
1.	1991-92	86.6
2.	2018-19	83.8
3.	1970-71	82.1
4.	1977-78	82.0
5.	2017-18	81.9

TURNING OVER THE OPPONENT

» Auburn is tied for fourth nationally, and first among power conference teams, forcing 19.1 turnovers per game. The Tigers have forced at least 20 turnovers seven times this season. Auburn is forcing an average of 21.1 turnovers per game at home (211 in 10 home games). Auburn is averaging 13.1 turnovers and is third in the country with a plus-5.9 turnover margin.

» The Tigers are outscoring their opponents 25.0-11.8 on points off turnovers (450-213). Auburn has scored at least 20 points off turnovers 12 times this season, 30 points off turnovers seven times and topped the 40-point plateau for the first time in their last nonconference game with 41 points off 33 North Florida turnovers, while setting a school record for turnovers forced.

Games Forcing 20-plus Turnovers

12/29	North Florida	33
11/28	Saint Peter's	26
12/4	UNC Asheville	25
12/8	Dayton	23
11/6	South Alabama	22
11/19	vs. Xavier	22
12/19	at NC State	22

RETURN TO SENDER

» Auburn is fourth nationally averaging 5.9 blocked shots per game. This is on the heels of the Tigers setting a new program record with 180 blocks last season. The Tigers have had three of its program's top-10 single-season block totals during Bruce Pearl's first four seasons on the Plains. [1. 180, 2017-18; 3. 162, 2016-17; 10. 126, 2015-16]. Auburn is the only DI teams with two players with at least 140 career blocks as they currently have two of the program's top seven all-time shot blockers on their roster.

» Senior Horace Spencer blocked one shot in Auburn's last game against South Carolina giving him 146 career blocked shots, passing Charles Barkley for fourth all-time at Auburn. Spencer is tied for 25th among all active DI players in career blocks. Junior Anfernee McLemore has blocked two shots in five of his last six games and has a block in all but one game this season to give him 141 career blocked shots. He is seventh among all active DI juniors.

All-Time Blocks Leaders

1.	Kyle Davis	2000-04	360
2.	Mamadou N'diaye	1996-2000	241
3.	Korvotney Barber	2005-09	155
4.	Horace Spencer	2015-P	146
5.	Charles Barkley	1981-84	145
6.	Anfernee McLemore	2016-P	141
	Chris Morris	1984-88	141
8.	Pat Burke	1993-97	133
9.	Asaiah Dixon-Tatum	2012-14	108
10.	Kenny Gabriel	2009-12	105

Highest Block Totals in Auburn History

Rank	Year	Blocks	BPG
1.	2017-18	180	5.3
2.	2002-03	178	5.2
3.	2016-17	162	5.1
4.	2000-01	155	4.8
5.	2001-02	152	5.4
	1997-98	152	5.1
7.	2011-12	149	4.8
8.	2013-14	134	4.5
	2003-04	134	4.8
10.	2015-16	126	4.1
--	2018-19	102	5.9

TOP-10 CLASS

On the heels of a 26-win season that included a Southeastern Conference championship and a berth in the NCAA Tournament, head coach Bruce Pearl and the Auburn basketball team have inked a top-10 recruiting class that includes five four-star prospects.

"What jumps out to me about this class is the character, toughness, hunger, not entitled and wanting to continue to make history at Auburn. I think all five of these guys have a chance to be great Auburn men."
- Coach Pearl

2019 CLASS

Player	Pos.	Ht.	Hometown
Babtunde Akingbola	C	6-8	Powder Springs, Ga.
Allen Flanigan	G/F	6-5	Little Rock, Ark.
Tyrell Jones	G	6-1	Chicago, Ill.
Isaac Okoro	F	6-6	Powder Springs, Ga.
Jaylin Williams	F	6-7	Nahunta, Ga.

**Babtunde Akingbola
6-8, 220, C**

ESPN - 3 star, #15 in Georgia, #52 PF
Rivals - 4 star
247 Sports - 3 star, #15 in Georgia, #47 C

- Had 70 reb and 27 blk in Nike EYBL circuit
- 6.0 pts, 6.1 reb, 3.0 blk, 1.1 apg as junior at McEachern HS
- Led team to third-place finish at the 45th annual City of Palms Classic

**Allen Flanigan
6-5, 200, G/F**

ESPN - 4 star, #1 in Arkansas, #33 SF
Rivals - 3 star
247 Sports - 3 star, #3 in Arkansas, #63 SF

- Son of Auburn legend and current assistant coach Wes Flanigan
- 13.0 ppg, 6.5 rpg, 2.9 spg as a junior at Parkview Magnet HS
- As a junior, averaged 13.0 points, 6.5 rebounds and 2.9 assists per game while playing for his grandfather, Alfred Flanigan

**Tyrell Jones
6-1, 170, G**

ESPN - 4 star, #92 overall, #8 in Florida, #13 PG
Rivals - 4 star, #105 overall, #16 PG
247 Sports - 4 star, #88 overall, #13 in Florida

- 17.2 ppg, 3.0 apg, 3.0 rpg, 2.2 spg as a junior at West Oaks Academy in Orlando, Fla.
- Secured 11 games in double figures as a junior
- Hit a school record 12 3s in one game

**Isaac Okoro
6-6, 215, F**

ESPN - 4 star, #44 overall, #2 in Georgia, #7 SF
Rivals - 4 star, #32 overall, #5 SF
247 Sports - 4 star, #38 overall, #2 in Georgia, #7 SF

- Gold Medalist for USA U17 World Cup Team
- 20.3 ppg, 6.4 rpg as a junior for McEachern HS
- In three seasons, led the team to an 81-8 record that includes three state tournament appearances.

**Jaylin Williams
6-7, 215, F**

ESPN - 4 star, #6 in Georgia, #35 SF
Rivals - 4 star, #95 overall, #22 PF
247 Sports - 4 star, #6 in Georgia, #21 PF

- First Team All-State selection as a junior
- Had consecutive games where he scored 44 points, followed by a 51-point, 10-rebound, 6-block outing
- Averaged 11.9 points, 4.9 rebounds and 1.9 assists while shooting 63 percent from the floor last summer

AUBURN VS. TOP SCORERS

In 12 of 16 games this season (excludes season opener), the Tigers have held an opponent's leading scorer under his season average entering the game. Auburn has held these players 4.4 points per game under their average entering the game on 38.6 percent shooting.

Auburn has been even better against opponents' leading scorers in SEC play. The Tigers have held their first four SEC opponents' leading scorers to 10.0 points per game, 5.3 points below their average entering the game, on 31.7 percent shooting.

Leading Scorer	PPG	Pts	FG	Diff.
Dickerson (UW)	18.0	12	6-10	-6.0
Boston (MC)	20.0	9	4-14	-11.0
Marshall (XU)	14.3	10	3-9	-4.3
Barrett (DU)	24.0	18	7-20	-6.0
Randolph (AZ)	17.2	18	6-10	+0.8
Turner (SP)	19.4	12	3-14	-7.4
Baker (AVL)	15.6	4	2-10	-11.6
Cunningham (UD)	14.9	14	6-8	-0.9
Bryant (UAB)	12.9	13	5-15	+0.1
Dorn (NCS)	16.0	6	2-6	-10.0
Morant (MS)	22.8	25	7-14	+2.2
Horchler (NF)	15.7	10	4-5	-5.7
Tyree (OM)	18.4	5	1-10	-13.4
Hammonds (UG)	14.2	9	2-6	-5.2
Starks (AM)	14.4	6	3-14	-8.4
Johnson (UK)	14.6	20	7-11	+5.4
Lawson (SC)	13.6	7	2-9	-6.6
	16.0	198	70-185	-4.4
		(11.6	37.8%)	

2018-19 GAME LEADERS

Led Team in Scoring

Bryce Brown	9
Jared Harper	5
Chuma Okeke	2
Samir Doughty	1
J'Von McCormick	1
Anfernee McLemore	1
Austin Wiley	1

Led Team in Rebounding

Chuma Okeke	7
Austin Wiley	7
Horace Spencer	3
Anfernee McLemore	2
Samir Doughty	1
Malik Dunbar	1

Led Team in Assists

Jared Harper	18
Chuma Okeke	1

Led Team in Steals

Chuma Okeke	7
Malik Dunbar	6
Samir Doughty	5
Jared Harper	5
J'Von McCormick	3
Anfernee McLemore	2
Danjel Purifoy	2
Horace Spencer	2
Bryce Brown	1

Led Team in Blocks

Austin Wiley	9
Anfernee McLemore	7
Chuma Okeke	3
Malik Dunbar	2
Horace Spencer	1

(includes ties)

TIGERS FROM BEHIND THE ARC

» Auburn leads the SEC and is fifth nationally with 10.8 made 3s per game and also leads the league with 11.8 3-pointers (59-of-153, 38.6 percent) and is second in 3-point field goal percentage in SEC play. The Tigers have made double-digit 3-pointers in 11 of 18 games this season, including four of five SEC games. Auburn's 195 3-point field goals put the Tigers 23 ahead of the 2015-16 Tigers' previous record of 172 3s through 18 games. The Tigers are 24 ahead of last year's squad, who made 171 3-pointers in the first 18 games, on its way to a program single-season record of 324 made 3-pointers.

» Auburn has made double-digit 3s in 56 of 150 games (37.3 percent) under head coach Bruce Pearl. Prior to Pearl's arrival, the Tigers had just 124 games with at least 10 3s in 855 games since the creation of the 3-point shot in college basketball for the 1986-87 season (14.5 percent).

Most 3-Pointers Made in Auburn History

Rank	Year	3FGM	3PG
1.	2017-18	324	9.5
2.	2016-17	289	9.0
3.	1995-96	287	9.0
4.	2008-09	278	7.7
5.	2015-16	272	8.8
6.	2009-10	271	8.5
7.	2004-05	259	8.4
8.	2014-15	252	7.2
9.	2006-07	235	7.3
10.	1998-99	234	7.1
--	2018-19	188	10.8

HALF A HUNDRED

» Auburn scored 50 points in the second half of its last non-conference game against North Florida. In its previous game against Murray State, the Tigers tied a season high by scoring 55 points in the second half. Auburn has recorded a 50-point half seven times this season.

50-Point Halves

12/22	vs. Murray State (2nd)	55
11/14	vs. Miss. College (2nd)	55
1/19	vs. Kentucky (2nd)	53
11/6	vs. South Alabama (1st)	52
11/28	vs. Saint Peter's (1st)	51
12/8	vs. Dayton (1st)	51
12/29	vs. North Florida (2nd)	50

STRONG BENCH PRODUCTION

» The Tigers have scored at least 20 bench points 10 times, 30 bench points six times and 40 bench points three times this season. Malik Dunbar leads Auburn with nine games in double figures off the bench after having just three double-digit scoring games all of last season. Dunbar has scored in double figures three times in Auburn's first five SEC games after scoring in double figures just once in SEC play last season. He has scored in double figures five times in the last eight games overall.

» Twenty times Auburn has had a player score double figures coming off the bench. Horace Spencer recorded his first career double-double with 14 points and 17 rebounds against Mississippi College coming off the bench. J'Von McCormick scored a career-high 14 points on 6-of-7 shooting to go with three assists, three steals and two rebounds at N.C. State. On average, Auburn out-scores its opponents' bench, 26.2-16.5 (471-297).

STEALING THE SHOW

» Auburn is averaging 9.6 steals per game, which is second in the SEC and 10th nationally. The Tigers have recorded at least 10 steals in a game nine times this season, including 20 in their last nonconference game against North Florida, which is one off the school record of 21 steals against Louisiana-Monroe on Dec. 6, 2008. Auburn has seven double-digit steals games in the last 12 games, including three straight from 12/19-12/29. The Tigers are fourth nationally averaging 5.9 blocked shots per game. Auburn and Duke are the only two teams in the country that are in the top 10 in blocked shots and steals per game.

» Chuma Okeke leads Auburn and is fourth in the SEC with 1.7 steals per game including five steals in the Tigers' last two nonconference games.

Most Steals in Auburn History

Rank	Year	Steals	SPG
1.	1998-99	327	9.9
	2008-09	327	9.1
3.	2006-07	270	8.4
4.	2002-03	269	7.9
5.	2000-01	265	8.3
6.	2007-08	259	8.6
7.	1989-90	258	8.3
8.	2017-18	252	7.4
	2009-10	252	7.9
10.	1995-96	251	7.8
--	2018-19	165	9.6

BIG MAC

» Anfernee McLemore was a rebound shy of a double-double against Georgia with 15 points on 7-of-10 field goals and nine rebounds. McLemore scored 13 points, including 3-of-4 shooting from 3-point range in Auburn's win at Texas A&M. McLemore also grabbed six rebounds. He finished with 11 points and eight rebounds in Auburn's last nonconference game against North Florida. McLemore has scored in double figures in three of the last six games after doing so just twice in the first 12 games.

BIG MAN ON CAMPUS

» Austin Wiley, who missed Auburn's last two games and who will be out for an undisclosed amount of time with an injury, has eight games scoring in double figures and also has nine games with at least seven rebounds this season, including a career-high 12 rebounds at Texas A&M. Wiley has blocked at least three shots in five of his 15 games this season including five blocks against UNC Asheville and Dayton. Against Murray State, he recorded his second career double-double, and first of the season, with 17 points and 10 rebounds in his first start of the season. For the year, he's averaging 10.8 points, 6.1 rebounds, 1.9 blocks (10th in the SEC) and is shooting 58.1 percent from the floor (61-of-105), which would be second in the SEC if he met the minimum requirements for attempts.

OLD, SAVVY VETERANS

» Despite being a young team during Auburn's run to a conference title in 2017-18, the Tigers have turned into one of the most experienced teams in the country.

» Auburn is one of just seven programs without a scholarship freshman on its roster, joining Alcorn State, Bethune-Cookman, Louisville, South Alabama, Tulsa and UT Martin.

BIG-TIME W

» Auburn's 22-point win over #25 Washington was the third-largest win over a ranked opponent in program history. It was just the Tigers' second win ever over a ranked non-conference opponent at home and the first in Auburn Arena, which is in its ninth season.

1. #9 Auburn 97, #8 Mississippi State 66 (1/3/59)
2. Auburn 81, #12 Alabama 57 (1/23/07)
3. #11 Auburn 88, #25 Washington 66 (11/9/18)

TIGERS IN OVERTIME

» Auburn is 2-0 this season in overtime games. The Tigers defeated Xavier 88-79 on Nov. 19 in the first round of the Maui Invitational and defeated UAB 75-71 in Birmingham's Mike Slive Invitational in their last game. Prior to this season, Auburn's last overtime game was against Missouri in the 2017 SEC Tournament and its last OT win was at UConn on Dec. 23, 2016. Jared Harper has scored 15 of the Tigers' 23 points in overtime this season. Harper scored five of Auburn's 11 points in the extra period against Xavier and then notched 10 of the Tigers' 12 points in the extra session against UAB.

» Auburn is 5-2 in overtime under head coach Bruce Pearl, picking up wins against Xavier and LSU (2014-15), UConn (2016-17) and Xavier and UAB (2018-19).

RPI IMPROVEMENT

» In the four seasons before 2014-15, the Tigers held an average final RPI of 202. Since that point, Auburn has averaged a final RPI of 131. Here are the final RPI rankings in the last seven seasons and the latest in 2017-18.

2010-11	253
2011-12	145
2012-13	250
2013-14	160
2014-15	132 (Under Coach Pearl)
2015-16	160 (Under Coach Pearl)
2016-17	82 (Under Coach Pearl)
2017-18	16 (Under Coach Pearl)

» Over the last four seasons, Auburn has improved its average RPI by 83.3 positions, previous to the five years before Pearl and staff arrived.

» Only South Carolina (88.4) has improved its position more in the SEC, and that includes a run to the Final Four in 2017. the next-best improvement in the SEC is Arkansas at 58.9.

STREAK AT HOME ENDED

» Auburn had its 12-game home winning streak snapped with an 82-80 loss to Kentucky in its last game. The streak started with a 76-66 victory over Kentucky on Feb. 14, 2018. Auburn is 24-2 at home since the beginning of the 2017-18 season, including a 13-game winning streak at Auburn Arena starting with a 89-78 victory over Missouri in the last home game of the 2016-17 season and ending with the Tigers' only home loss last season, an 81-80 loss to Texas A&M on Feb. 7, 2018. Bruce Pearl is the first coach in Auburn history to lead the Tigers on multiple home winning streaks of at least 12 games.

Streak Began	Ended
36 Ga Tech (1/26/57)	Miss St (1/7/61)
30 So Miss (3/11/98)	#12 LSU (3/1/00)
17 Miss St (1/1/27)	Ole Miss (2/10/28)
15 Ga Tech (2/27/74)	Alabama (1/10/76)
13 Missouri (3/4/17)	Texas A&M (2/7/18)
12 Kentucky (2/14/18)	Kentucky (1/19/19)

GETTING IT DONE IN THE CLASSROOM

» When head coach Bruce Pearl took the job at Auburn, he made a commitment to make sure his kids focused on their school work.

» In May, Auburn received an Academic Progress Rate Public Recognition Award marking the first time the Tigers have been honored since the award began tracking data in 2004.

» The NCAA annually honors teams earning multiyear Academic Progress Rates in the top 10 percent of all squads in each sport.

» Auburn has three consecutive perfect APR scores of 1,000.

» The Tigers boast 995 multi-year score from 2013-17, the best in program history.

» Auburn has graduated 18 student-athletes in the last four years - the most by any program in the SEC.

LOCKDOWN DEFENSE

Auburn has ramped up its efforts on the defensive end during the 2018-19 season. Below is a list of the opponents' points per game entering the matchup and what Auburn allowed.

Eleven times this season Auburn has held an opponent to under its scoring average entering the game, including seven times holding an opponent to more than 10 points under its season average.

Auburn has held six opponents to under 60 points this season, including three under 50, after allowing under 60 points just twice all of last season (34 games), and the Tigers are tied for fifth in the SEC allowing 68.1 points per game, an improvement of 5.1 points per game from last season. Auburn held UNC Asheville to 41 points, which is the fewest by a Tiger opponent since Auburn held Alabama to 37 points on Feb. 6, 2013.

Game	PPG	Pts Allowed
South Alabama	69.6*	58
Washington	73.0	66
Mississippi College	90.5	52
vs. Xavier	80.3	79 (OT)^
vs. Duke	96.5	78
vs. Arizona	79.2	57
Saint Peter's	70.8	49
UNC Asheville	56.7	41
Dayton	72.9	72
at UAB	69.4	71 (OT)#
at NC State	88.9	78
Murray State	77.2	88
North Florida	75.6	49
at Ole Miss	79.5	82
Georgia	77.3	78
at Texas A&M	75.4	66
Kentucky	80.1	82
at South Carolina	74.9	80
at Mississippi State	77.7	
Missouri		
Alabama		
Florida		
at LSU		
Ole Miss		
at Vanderbilt		
Arkansas		
at Kentucky		
at Georgia		
Mississippi State		
at Alabama		
Tennessee		

* 2017-18 final average
^ allowed 77 in regulation
allowed 63 in regulation

LAST 15 VS. MISSISSIPPI STATE AND SERIES NOTES

Date	Location	Result
Feb. 28, 2009	Starkville	W, 76-58
Feb. 13, 2010	Starkville	L, 85-75 (OT)
Mar. 3, 2010	Auburn	W, 89-80
Jan. 16, 2011	Starkville	L, 85-66
Feb. 12, 2011	Auburn	W, 65-62
Feb. 4, 2012	Starkville	L, 91-88
Feb. 18, 2012	Auburn	W, 65-55
Mar. 9, 2013	Starkville	L, 74-71 (OT)
Jan. 22, 2014	Starkville	L, 82-74
Feb. 15, 2014	Auburn	W, 92-82
Jan. 21, 2015	Auburn	L, 78-71
Mar. 11, 2015	Nashville*	W, 74-68
Mar. 5, 2016	Starkville	L, 79-66
Feb. 7, 2017	Auburn	W, 98-92
Jan. 13, 2018	Starkville	W, 76-68

* SEC Tournament

Series Notes
All Games: Auburn leads 76-69
All Games at Auburn: Auburn leads 46-23
All Games at Auburn Arena: Auburn leads 4-1
All Games at BEMC: Auburn leads 30-12
All Games at Miss. State: Miss. State. leads 43-26
All Games at Humphrey Coliseum: Miss. State leads 28-13
Bruce Pearl vs. Mississippi State: 8-4
Ben Howland vs. Auburn: 1-2
All Games at Neutral Sites: Auburn leads 4-3
SEC Tournament Games: Series tied 2-2
Current Series Streak: 2 by Auburn
Longest Auburn Streak: 9 ('96-'97/'00-'01)
Longest Mississippi State Streak: 8 ('00-'01/'04-'05)

STAT RANKINGS (AS OF 1/24)

	Value	SEC	NCAA
Winning Pct.	.722	6th	70th
Scoring Offense	83.8	2nd	21st
Scoring Defense	68.1	5th	101st
Scoring Margin	+15.7	2nd	12th
Field Goal Pct.	.452	7th	156th
Field Goal Pct. Def.	.424	10th	110th
3-pt. FG Per Game	10.8	1st	5th
3-pt. FG Pct.	.359	4th	101st
3-pt. FG Pct. Def.	.350	12th	234th
Free Throw Pct.	.687	10th	223rd
Free Throw Made	244	11th	223rd
Free Throws Att.	355	11th	211th
Rebounds	38.6	5th	58th
Rebound Margin	+4.1	8th	79th
Off. Rebounds	15.1	1st	3rd
Def. Rebounds	23.6	14th	303rd
Assists	16.1	3rd	42nd
Assist/Turnover	1.22	3rd	71st
Turnover Margin	+5.9	1st	3rd
Turnovers Forced	19.1	1st	4th
Blocks	5.9	2nd	4th
Steals	9.6	2nd	10th

INDIVIDUAL

Assist-to-Turnover Ratio

Jared Harper 2.95 3rd 26th

Assists Per Game

Jared Harper 6.6 1st 11th

Blocks Per Game

Austin Wiley 1.9 10th 60th

Anfernee McLemore 1.7 12th 75th

Free Throw Percentage

Bryce Brown .818 10th 128th

Jared Harper .818 10th 128th

Minutes Per Game

Jared Harper 33:47 1st 147th

Offensive Rebounds Per Game

Chuma Okeke 2.8 5th 69th

Horace Spencer 2.7 7th 99th

Points Per Game

Bryce Brown 16.9 3rd 151st

Steals Per Game

Chuma Okeke 1.7 4th 115th

Three-Pointers Per Game

Bryce Brown 3.6 2nd 12th

Jared Harper 2.7 6th 92nd

Total Three-Point FG Made

Bryce Brown 65 2nd 19th

Jared Harper 48 5th 113th

Total Assists

Jared Harper 118 1st 15th

Total Blocks

Anfernee McLemore 31 10th 71st

Austin Wiley 28 12th 93rd

Total Steals

Chuma Okeke 31 4th 119th

WINS/LOSSES

Category	Wins	Losses
Scoring Offense	87.8	73.4
Scoring Defense	63.5	80.0
Scoring Margin	+24.3	-6.6
Field Goal Pct.	.469	.406
Field Goal Pct. Def.	.400	.485
3-pt. FG Per Game	11.2	10.0
3-pt. FG Pct.	.370	.331
3-pt. FG Pct. Def.	.346	.364
Free Throw Pct.	.697	.655
Free Throws Made	14.5	11.0
Opp. Free Throws Made	12.2	20.0
Rebounds	40.0	35.0
Rebound Margin	+7.1	-3.8
Off. Rebounds	15.7	13.4
Def. Rebounds	24.3	21.6
Assists	17.3	12.8
Assist/Turnover	1.4	0.9
Turnover Margin	+8.0	+0.6
Turnovers Forced	20.5	15.2
Steals	10.4	7.4
Blocks	6.7	3.8

CURRENT STREAKS

Overall	Lost 2
vs. Unranked	Lost 1
vs. Ranked	Lost 2
Home	Lost 1
vs. SEC	Lost 1
vs. Non-SEC	Won 21
vs. Ranked	Lost 1
vs. Unranked	Won 11
Road	Lost 1
vs. SEC	Lost 1
vs. Non-SEC	Lost 1
vs. Ranked	Won 1
vs. Unranked	Lost 1
Neutral	Won 1
vs. Ranked	Lost 9
vs. Unranked	Won 3

CONSECUTIVE GAMES WITH A 3-POINTER

Jared Harper	12
Bryce Brown	7
Samir Doughty	5

CONSECUTIVE GAMES WITH 10+ POINTS

Bryce Brown	7
Jared Harper	4
Chuma Okeke	3

AUBURN IN THE POLLS

Date	AP Poll	Coaches Poll
Preseason	11	12
Nov. 12	9	12
Nov. 19	8	9
Nov. 26	8	10
Dec. 3	8	9
Dec. 10	8	8
Dec. 17	7	7
Dec. 24	12	11
Dec. 31	12	13
Jan. 7	11	10
Jan. 14	14	12
Jan. 21	16	15

AP POLL

Rank	School	Record	Points
1	* Tennessee (48)	16-1	1,575
2	* Duke (11)	15-2	1,520
3	Virginia (3)	16-1	1,451
4	Gonzaga	18-2	1,374
5	Michigan	17-1	1,363
6	Michigan State (2)	16-2	1,355
7	Nevada	18-1	1,143
8	* Kentucky	14-3	1,087
9	Kansas	15-3	1,060
10	Virginia Tech	15-2	1,007
11	North Carolina	14-4	895
12	Marquette	16-3	861
13	Maryland	16-3	751
T-14	Texas Tech	15-3	743
T-14	Buffalo	17-1	743
16	Auburn	13-4	627
17	Houston	18-1	544
18	Villanova	14-4	450
19	Iowa	16-3	332
20	* Ole Miss	14-3	291
21	* NC State	15-3	282
22	* Mississippi State	14-3	266
23	Louisville	13-5	230
24	Iowa State	14-4	156
25	* LSU	14-3	154

Others receiving votes: Florida State 139, Purdue 111, Kansas State 91, Nebraska 66, Wisconsin 64, Oklahoma 16, Syracuse 13, *Washington 11, *Murray State 9, Cincinnati 6, Wofford 5, Saint Louis 3, San Francisco 2, *Florida 2, TCU 1, Hofstra 1.

* - Auburn opponent

USA TODAY COACHES POLL

Rank	School	Record	Points
1	* Tennessee (30)	16-1	798
2	* Duke (2)	15-2	746
3	Virginia	16-1	720
4	Gonzaga	18-2	693
5	Michigan State	16-2	682
6	Michigan	17-1	666
7	Nevada	18-1	561
8	Virginia Tech	15-2	520
9	* Kentucky	14-3	502
10	Kansas	15-3	489
11	Marquette	16-3	441
12	North Carolina	14-4	403
13	Texas Tech	15-3	384
14	Buffalo	17-1	335
15	Auburn	13-4	331
16	Maryland	16-3	317
17	Houston	18-1	314
18	Villanova	14-4	231
19	* NC State	15-3	194
20	* Ole Miss	14-3	189
21	Iowa	16-3	180
22	* Mississippi State	14-3	147
23	Florida State	13-5	90
24	Louisville	13-5	85
25	Iowa State	14-4	75

Others receiving votes: *LSU 54, Kansas State 50, Nebraska 40, Oklahoma 38, Purdue 30, Wisconsin 27, TCU 12, *Washington 9, Furman 9, Indiana 9, North Texas 8, Ohio State 5, Arizona State 4, Cincinnati 4, UCF 3, Texas State 2, *Murray State 2, Wofford 1

* - Auburn opponent

AUBURN'S RECORD

Overall	13-5
Home	9-1
Away	2-3
Neutral	2-1
Conference	2-3
Home	1-1
Away	1-2
Non-Conference	11-2
Home	8-0
Away	1-1
Neutral	2-1
Overtime	2-0
Wearing white Auburn uniforms	4-1
Wearing white Tigers uniforms	5-0
Wearing navy uniforms	3-1
Wearing orange uniforms	1-3
Leading at half	13-1
Trailing at half	0-4
Tied at half	0-0
Leading with 5:00 remaining in second half	13-0
Trailing with 5:00 remaining in second half	0-5
Tied with 5:00 remaining in second half	0-0
Has more rebounds than opponent	10-1
Has fewer rebounds than opponent	3-4
Same rebounds as opponent	0-0
Commits more turnovers than opponent	0-2
Causes more turnovers than opponent	13-3
Same turnovers as opponent	0-0
Has more FT attempts than opponent	7-1
Has fewer FT attempts than opponent	5-4
Same FT attempts as opponent	1-0
Shoots 40% or better from field	12-3
Shoots less than 40% from field	1-2
Opponent shoots 40% or better from field	9-5
Opponent shoots less than 40% from field	4-0
Shoots better than opponent	10-0
Opponent shoots better	3-5
Same FG percentage	0-0
Bench outscores opponent's bench	8-3
Opponent's bench outscores Auburn bench	5-2
Same points off the bench	0-0
Auburn scores 100 or more	2-0
Auburn scores between 90-99	4-0
Auburn scores between 80-89	4-1
Auburn scores between 70-79	2-3
Auburn scores between 60-69	1-1
Auburn scores less than 60	0-0
Opponent scores 100 or more	0-0
Opponent scores between 90-99	0-0
Opponent scores between 80-89	1-3
Opponent scores between 70-79	4-2
Opponent scores between 60-69	2-0
Opponent scores less than 60	5-0
On Sunday	0-0
On Monday	1-0
On Tuesday	2-2
On Wednesday	4-2
On Thursday	0-0
On Friday	1-0
On Saturday	5-1
In November	6-1
In December	5-1
In January	2-3
In February	0-0
In March	0-0
Five-plus players score in double-figures	6-0
Four players score in double figures	3-2
Three players score in double figures	1-2
Two players score in double figures	3-1
One player scores in double figures	0-0

MISCELLANEOUS STATISTICS

Largest margin of victory	51, vs. Mississippi College (11/14/18)
Smallest margin of victory	4, at UAB (OT) (12/15/18)
Largest margin of defeat	15, at Ole Miss (1/9/19)
Smallest margin of defeat	2, vs. Kentucky (1/19/19)
Biggest rebound margin	+31, vs. Mississippi College (11/14/18)
Biggest rebound deficit	-10, vs. Dayton (12/8/18)
Average margin of victory/defeat	+24.2/-6.6
Largest halftime lead	28, vs. Saint Peter's (11/28/18)
Largest halftime lead blown	1, at South Carolina (1/22/19)
Largest halftime deficit	13, at Ole Miss (1/9/19)
Largest halftime deficit overcome to win	-
Largest overall lead	55, vs. Saint Peter's (2H) (11/28/18)
Largest overall lead blown	3, at South Carolina (2H) (1/22/19)
Largest overall deficit	17 (2x), last vs. Kentucky (2H) (1/19/19)
Largest deficit overcome to win	7, at UAB (2H) (OT) (12/15/18)

TEAM EXTREMES

Most points scored	103, vs. Mississippi College (11/14/18)
Fewest points scored	67 (2x), last at Ole Miss (1/9/19)
Most rebounds	66, vs. Mississippi College (11/14/18)
Fewest rebounds	26, vs. Kentucky (1/19/19)
Most assists	25, vs. Saint Peter's (11/28/18)
Fewest assists	9, at South Carolina (1/22/19)
Most turnovers	25, at NC State (12/19/18)
Fewest turnovers	9, vs. Duke (11/20/18)
Most steals	20, vs. North Florida (12/29/18)
Fewest steals	2, at UAB (OT) (12/15/18)
Most blocks	12, vs. UNC Asheville (12/4/18)
Fewest blocks	2 (2x), last vs. Arizona (11/21/18)
Best shooting percentage	.540 (27-50), vs. Arizona (11/21/18)
Worst shooting percentage	.328 (22-67), at Ole Miss (1/9/19)
Best 3-pt. percentage	.484 (15-31), vs. Saint Peter's (11/28/18)
Worst 3-pt. percentage	.182 (4-22), at UAB (OT) (12/15/18)
Best FT percentage	.824 (14-17), vs. Dayton (12/8/18)
Worst FT percentage	.500 (7-14), vs. South Alabama (11/6/18)
Most points (1st half)	52, vs. South Alabama (11/6/18)
Fewest points (1st half)	27, at NC State (12/19/18)
Most points (2nd half)	55 (2x), last vs. Murray State (12/22/18)
Fewest points (2nd half)	31, vs. Dayton (12/8/18)
Most points (OT)	12, at UAB (OT) (12/15/18)
Fewest points (OT)	11, vs. Xavier (OT) (11/19/18)

STARTING LINEUPS

Record when starting lineup is:

Brown, Doughty, Harper, McLemore, Okeke	9-4
Brown, Doughty, Harper, Okeke, Wiley	4-1

Record when starts:

Bryce Brown	13-5
Samir Doughty	13-5
Jared Harper	13-5
Anfernee McLemore	9-4
Chuma Okeke	13-5
Austin Wiley	4-1

AUBURN INDIVIDUAL GAME HIGHS

Points _____ 34, Bryce Brown vs. Dayton (12/8/18)
 _____ 31, Jared Harper at UAB (OT) (12/15/18)
 _____ 28, Bryce Brown vs. Kentucky (1/19/19)
 Field Goals Made _____ 10, Bryce Brown vs. Dayton (12/8/18)
 _____ 9, Bryce Brown vs. Xavier (OT) (11/19/18)
 Field Goal Att. _____ 24, Bryce Brown at Ole Miss (1/9/19)
 _____ 19, Jared Harper vs. Duke (11/20/18)
 _____ 19, Jared Harper at UAB (OT) (12/15/18)
 FG Pct. _____ 1.000 (4-4), Malik Dunbar at Ole Miss (1/9/19)
 _____ 1.000 (3-3), Horace Spencer at South Carolina (1/22/19)
 3-Point FG Made _____ 7, Bryce Brown at Ole Miss (1/9/19)
 _____ 6, Jared Harper vs. South Alabama (11/6/18)
 _____ 6, Jared Harper vs. Duke (11/20/18)
 _____ 6, Bryce Brown vs. Dayton (12/8/18)
 _____ 6, Bryce Brown vs. Kentucky (1/19/19)
 3-Point FG Att. _____ 19, Bryce Brown at Ole Miss (1/9/19)
 _____ 13, Bryce Brown vs. Xavier (OT) (11/19/18)
 _____ 13, Jared Harper vs. Duke (11/20/18)
 _____ 13, Bryce Brown vs. Dayton (12/8/18)
 3-Pt FG Pct. _____ 1.000 (3-3), Chuma Okeke vs. Washington (11/9/18)
 _____ .857 (6-7), Bryce Brown vs. Kentucky (1/19/19)
 Free Throws Made _____ 15, Jared Harper at UAB (OT) (12/15/18)
 Free Throw Att. _____ 16, Jared Harper at UAB (OT) (12/15/18)
 FT Pct. _____ 1.000 (6-6) (3x), last Bryce Brown vs. Kentucky (1/19/19)
 Rebounds _____ 17, Horace Spencer vs. Mississippi College (11/14/18)
 Assists _____ 13, Jared Harper vs. South Alabama (11/6/18)
 Steals _____ 5, Malik Dunbar vs. UNC Asheville (12/4/18)
 _____ 5, Chuma Okeke vs. Murray State (12/22/18)
 _____ 5, Chuma Okeke vs. North Florida (12/29/18)
 Blocked Shots _____ 5, Austin Wiley vs. UNC Asheville (12/4/18)
 _____ 5, Austin Wiley vs. Dayton (12/8/18)
 Turnovers _____ 5, Chuma Okeke vs. South Alabama (11/6/18)
 _____ 5, Jared Harper vs. Xavier (OT) (11/19/18)
 Fouls _____ 5 (9x), last Horace Spencer at South Carolina (1/22/19)
 Minutes _____ 43, Bryce Brown vs. Xavier (OT) (11/19/18)
 _____ 43, Jared Harper vs. Xavier (OT) (11/19/18)
 _____ 41, Jared Harper at UAB (OT) (12/15/18)

OPPONENT INDIVIDUAL GAME HIGHS

Points _____ 32, Chris Silva at South Carolina (1/22/19)
 _____ 27, Terence Davis at Ole Miss (1/9/19)
 Field Goals Made _____ 11, Chris Silva at South Carolina (1/22/19)
 Field Goal Att. _____ 20, RJ Barrett vs. Duke (11/20/18)
 FG Pct. _____ .917 (11-12), Chris Silva at South Carolina (1/22/19)
 3-Point FG Made _____ 5, Rodrick Sikes vs. South Alabama (11/6/18)
 _____ 5, Tevin Brown vs. Murray State (12/22/18)
 3-Point FG Att. _____ 12, Rodrick Sikes vs. South Alabama (11/6/18)
 3-Pt FG Pct. _____ 1.000 (2-2), Jaylen Nowell vs. Washington (11/9/18)
 _____ 1.000 (2-2), Ezekiel Balogun vs. North Florida (12/29/18)
 Free Throws Made _____ 10 (2x), last Chris Silva at South Carolina (1/22/19)
 Free Throw Att. _____ 12, Dominik Olejniczak at Ole Miss (1/9/19)
 FT Pct. _____ 1.000 (6-6), Quentin Goodin vs. Xavier (OT) (11/19/18)
 _____ 1.000 (6-6), Cam Reddish vs. Duke (11/20/18)
 Rebounds _____ 14, Chris Silva at South Carolina (1/22/19)
 Assists _____ 7, Ja Morant vs. Murray State (12/22/18)
 Steals _____ 4, Darnell Cowart vs. Murray State (12/22/18)
 Blocked Shots _____ 7, Marques Bolden vs. Duke (11/20/18)
 Turnovers _____ 9, DeVon Baker vs. UNC Asheville (12/4/18)
 _____ 8, Dyllan Taylor vs. Mississippi College (11/14/18)
 _____ 8, Brian Coffey II vs. North Florida (12/29/18)
 Fouls _____ 5 (4x), last A.J. Lawson at South Carolina (1/22/19)
 Minutes _____ 43, Quentin Goodin vs. Xavier (OT) (11/19/18)
 _____ 42, Jalen Perry at UAB (OT) (12/15/18)

THE LAST TIME - TEAM

Defeated a ranked team at home _____ vs. #25 vs. Washington (11/9/18)
 Defeated a ranked team on the road _____ at #23 Tennessee (1/2/18)
 Defeated a top-10 team at home _____ vs. #9 Alabama (1/18/03)
 Defeated a top-10 team on the road _____ at #8 Arkansas (1/23/93)
 Won in overtime _____ at UAB, 75-71 (OT) (12/15/18)
 Lost in overtime _____ vs. Missouri (SECT), 86-83 (OT) (3/8/17)
 Won in double overtime _____ vs. Xavier, 89-88 (2OT) (12/20/14)
 Lost in double overtime _____ at Arkansas, 88-80 (2OT) (1/16/13)
 Played back-to-back overtime games _____ vs. Ole Miss, W 69-68 (2OT) (1/14/12)
 _____ at LSU, L 65-58 (OT) (1/17/12)
 Played at least three overtimes _____ vs. Georgia (SECT) (4OT) (3/1/79)
 Shot 70% for a half _____ 74.1% (20-27) vs. Arkansas-Pine Bluff (12/30/13)
 Shot 70% for a half (SEC) _____ 72.7% (16-22) at Ole Miss (2/22/03)
 Shot 60% for a game _____ 61.8% (42-68) vs. Winthrop (11/24/17)
 Shot 60% for a game (SEC) _____ 61.1% (33-54) at Arkansas (2/17/16)
 Shot less than 30% for game _____ 25.8% (17-66) vs. Clemson (3/18/18)
 Shot 100% from the FT line _____ 100% (6-6) vs. Long Beach State (12/23/11)
 Shot 60% from 3-point line _____ 65.4% (17-26) vs. Vanderbilt (2/3/18)
 Shot less than 30% in half _____ 18.2% (6-33) vs. Clemson (1st) (3/18/18)
 Shot less than 20% in half _____ 18.2% (6-33) vs. Clemson (1st) (3/18/18)
 Shot less than 10% in a half _____ 8.3% (2-24) vs. LSU (1st) (1/8/11)
 Attempted 50 free throws _____ 52 vs. Vanderbilt (2/6/54)
 Attempted 40 free throws _____ 42 vs. Alabama (1/21/17)
 Attempted 30 free throws in half _____ 30 vs. Georgia (2nd) (2/24/16)
 Made 30 free throws _____ 31 at Arkansas (2/27/18)
 Made 30 free throws (SEC) _____ 31 at Arkansas (2/27/18)
 Made at least 10 3-point field goals _____ 13 vs. Kentucky (1/19/19)
 Failed to make 3-point field goal _____ vs. Kentucky (0-15) (1/19/13)
 Had at least 50 rebounds _____ 50 at Texas A&M (1/16/19)
 Had less than 20 rebounds _____ 19 vs. Presbyterian (12/18/10)
 Had 25 assists _____ 25 vs. Saint Peter's (11/28/18)
 Had at least 15 steals _____ 20 vs. North Florida (12/29/18)
 Had at least 10 blocks _____ 12 vs. UNC Asheville (12/4/18)
 Had at least 15 blocks _____ 17 vs. Nicholls State (11/25/11)
 Had at least 25 lead changes _____ 27 at Arkansas (1/16/13)
 Scored 50 points in a half _____ 53 vs. Kentucky (2nd) (1/19/19)
 Scored 50 points in a half (SEC) _____ 53 vs. Kentucky (2nd) (1/19/19)
 Scored 60 points in a half _____ 61 vs. Winthrop (2nd) (11/24/17)
 Scored 60 points in a half (SEC) _____ 64 at Tennessee (2/15/06)
 Scored 70 points in a half _____ 72 vs. Northwestern State (2nd) (11/27/15)
 Scored 100 points _____ 103 vs. Mississippi College (11/14/18)
 Scored 100 points (SEC) _____ 102 vs. Alabama (2/13/99)
 Scored under 20 points in 1st half _____ 19 vs. Clemson (1st) (3/18/18)
 Scored under 20 points in 2nd half _____ 14 vs. Tulsa (11/24/14)
 Scored under 10 points in a half _____ 6 vs. LSU (1st) (1/8/11)
 Scored 35 or under points in a game _____ 35 vs. Tulsa (11/24/14)
 Scored under 50 points in game _____ 45 at Tennessee (2/9/16)
 Scored under 50 points in game (SEC) _____ 45 at Tennessee (2/9/16)

THE LAST TIME - INDIVIDUAL

Scored at least 30 points	Jared Harper (31) at UAB (OT) (12/15/18)
Scored at least 35 points	Toney Douglas (38) vs. Nicholls State (11/24/04)
Scored at least 40 points	Wesley Person (44) vs. UAB (12/16/93)
Had two players with at least 20 points	Bryce Brown (34) and Jared Harper (20) vs. Dayton (12/8/18)
Had three players with at least 20 points	KT Harrell (24), Tahj Shamsid-Deen (21) & Cinmeon Bowers (20) vs. Louisiana (11/21/14)
Scored 20 points in a half	Bryce Brown (25, 2nd) vs. Kentucky (1/19/19)
Scored 20 points in 1st half	Bryce Brown (20) at Texas A&M (1/16/19)
Scored 20 points in 2nd half	Bryce Brown (25) vs. Kentucky (1/19/19)
Scored 25 points in a half	Bryce Brown (25, 2nd) vs. Kentucky (1/19/19)
Had two players with 25 points	Bryce Brown (26) and Jared Harper (25) vs. Xavier (OT) (11/19/18)
Had two players with 25 points (SEC)	Chris Denson (30) & KT Harrell (26) vs. Mississippi State (2/14/14)
A player had back-to-back 25-point SEC games	Kareem Canty (26) vs. Kentucky (1/16/16); (25) vs. Alabama (1/19/16)
A player had three straight 25-point SEC games	Chris Denson (29) at LSU (2/8/14); (26) vs. Kentucky (2/12/14); (30) vs. Mississippi State (2/15/14)
A player had four straight 25-point SEC games	Chris Denson (25) at South Carolina (2/5/14); (29) at LSU (2/8/14); (26) vs. Kentucky (2/12/14); (30) vs. Mississippi State (2/15/14)
A player had five straight 25-point SEC games	Keenan Carpenter (44) vs. LSU (1/8/89); (28) vs. Mississippi State (2/11/89); (33) at Florida (2/15/89); (32) at Ole Miss (2/18/89); (29) vs. Kentucky (2/20/89)
Zero players scored in double figures	at Vanderbilt (1/7/12)
Only one player scored in double figures	Bryce Brown (18) at Tennessee (2/9/16)
Five players scored in double figures	Jared Harper (22), Bryce Brown (15), Anfernee McLemore (15), Samir Doughty (11), Malik Dunbar (11) vs. Georgia (1/12/19)
Five players scored in double figures (SEC)	Jared Harper (22), Bryce Brown (15), Anfernee McLemore (15), Samir Doughty (11), Malik Dunbar (11) vs. Georgia (1/12/19)
All five starters scored in double figures	Samir Doughty (20), Chuma Okeke (17), Austin Wiley (17), Jared Harper (12), Bryce Brown (11) vs. Murray State (12/22/18)
Six players scored in double figures	Austin Wiley (18), Bryce Brown (16), Horace Spencer (14), Samir Doughty (13), Jared Harper (10) vs. Mississippi College (11/14/18)
Six players scored in double figures (SEC)	Desean Murray (16), Mustapha Heron (15), Bryce Brown (13), Anfernee McLemore (13), Jared Harper (12), Horace Spencer (12) vs. Ole Miss (1/9/18)
Had at least 15 rebounds	Horace Spencer (17) vs. Mississippi College (11/14/18)
Had at least 15 rebounds (SEC)	Cinmeon Bowers (17) vs. Ole Miss (2/20/16)
Had at least 20 rebounds	Kelvin Ardister (20) vs. Tennessee (1/4/89)
Had at least 25 rebounds	Rex Frederick (25) at Ole Miss (1/6/58)
Had at least 20 pts & 20 reb	Kelvin Ardister (22 pts, 20 reb) vs. Tennessee (1/4/89)
Had two players with at least 10 rebounds	Anfernee McLemore (11) and Desean Murray (11) vs. Kentucky (2/14/18)
Had at least three players with 10 rebounds	Korvotney Barber (13), Quantez Robertson (10) and Lucas Hargrove (10) at Virginia (12/20/08)
Had a double-double	Jared Harper (12 pts, 10 ast) and Austin Wiley (17 pts, 10 reb) vs. Murray State (12/22/18)
Had two straight double-doubles	Chuma Okeke (16 pts, 10 reb) vs. Alabama (2/21/18); (12 pts, 10 reb) at Florida (2/24/18)
Had three straight double-doubles	Cinmeon Bowers (12 pts, 15 reb) vs. Vanderbilt (2/13/16); (14 pts, 10 reb) at Arkansas (2/17/16); (11 pts, 18 reb) vs. Ole Miss (2/20/16)
Had four straight double-doubles	Cinmeon Bowers (19 pts, 19 reb) vs. Middle Tennessee (12/12/15); (13 pts, 12 reb) vs. Mercer (12/15/15); (12 pts, 11 reb) at Xavier (12/19/15); (12 pts, 12 reb) vs. New Mexico (12/22/15)
Had five straight double-doubles	Jeff Moore (26 pts, 11 reb) vs. Ole Miss (3/2/88); (20 pts, 11 reb) at LSU (3/5/88); (22 pts, 11 reb) vs. Georgia (3/11/88); (13 pts, 13 reb) vs. Bradley (3/17/88); (22 pts, 11 reb) vs. Oklahoma (3/19/88)
Had two players with a double-double	Jared Harper (12 pts, 10 ast) and Austin Wiley (17 pts, 10 reb) vs. Murray State (12/22/18)
Had a double-double with points and assists	Jared Harper (12 pts, 10 ast) vs. Murry State (12/22/18)
Had a triple-double	Kenny Gabriel (24 pts, 13 reb, 10 blk) vs. Bethune-Cookman (1/2/12)
Had 10 assists	Jared Harper (10) vs. North Florida (12/29/18)
Had two players with at least five blocks	Rob Chubb (5) and Willy Kouassi (5) vs. Nicholls State (11/25/11)
Had 10 blocks	Kenny Gabriel (10) vs. Bethune-Cookman (1/2/12)
Had five steals	Chuma Okeke (5) vs. North Florida (12/29/18)
Had five steals (SEC)	Antoine Mason (5) at LSU (2/6/15)
Made 25 straight free throws	Danjel Purifoy (27) (11/23/16-12/18/16)
Hit buzzer-beater shot to win a game	T.J. Dunans vs. Mercer (3-pt FG, 76-74) (12/18/16)
Played more than 40 minutes	Jared Harper (41) at UAB (OT) (12/15/18)

1

JARED HARPER

6-0 • 175

Jr. • G

Mableton, Ga.
(Pebblebrook HS)



2017-18 (Sophomore): Named Second Team All-SEC by the Associated Press and the conference coaches ... selected to the United State Basketball Writers Association All-District IV team ... tabbed to the SEC Community Service Team ... averaged 13.2 points, 5.4 assists, 2.4 rebounds and 1.2 steals per game in 30.5 minutes per game ... started all 34 games as the floor general ... ranked third on the team with 27 games in double figures ... made team-best 74 of 86 free throws with under 4 minutes to go ... knocked down 166 free throws, the 4th-most in single-season program history ... became 1 of only 2 players (KT Harrell) to be in Auburn's top 10 for single-season free throws and also made at least 50 3s in the same season ... was fifth in the SEC by shooting 82% from the charity stripe ... ranked in the top 5 in the SEC and top 50 nationally in assists per game (5.4) and assist-to-turnover ratio (2.57) ... produced the most games of 7+ assists by any player in the SEC with 15 such instances ... the Tigers scored a total of 481 points off assists from Harper (333 from downtown, 148 inside the arc) ... tied with Gerald White (1984-85) for 4th in the Auburn record books with 185 assists ... racked up 14 assists against Vanderbilt, which was 1 off the school record held by Eddie Johnson (1976) ... finished with 14 points and 14 assists to become the first player to record a double-double in points and assists since Kareem Canty (2015) ... scored in double figures in 17 of 18 SEC games (team-best) ... reached the 20-point plateau 5 times, including a career-best 24 at Georgia ... 4 of 5 20-point games came in league play ... led team with 40 steals ... guided the team in assists in 27 games, steals in 13 contests and scoring in 6 tilts ... averaged 15.2 points, 5.9 assists, 2.2 rebounds and 1.4 steals in SEC play ... played over 20 minutes in all but 1 contest ... knocked down a career-high 5 buckets from behind the arc to highlight a 21-point outing, including 18 in the second half, at Missouri ... declared for the NBA Draft without the intention of hiring an agent on April 6.

HIGH SCHOOL AND PERSONAL DATA: Consensus four-star signee ... ranked No. 54 overall by Rivals ... two-time first-team All-State ... averaged 27 points, 10.1 assists, 5.7 rebounds and 3.7 steals in leading Pebblebrook to a 23-10 record as a senior in 2015-16 under coach George Washington ... he shot 49 percent from the floor and 48.9 percent (85-of-174) from 3-point range ... in back-to-back seasons, led Pebblebrook to the Class 6A state championship game ... selected to the American Family Insurance High School Slam Dunk and 3-Point Championships in Pearland, Texas ... rated as a consensus four-star by ESPN, 247Sports, Rivals and Scout ... he had 24 points at halftime and scored 12 in the third quarter of the game named the MVP of the prestigious Peach Jam in 2015, leading his Georgia Stars AAU team to the championship with a game-high 34 points, eight assists and four rebounds in a 104-77 win over the St. Louis Eagles ... averaged 21 points and seven assists as a junior leading Pebblebrook to a school record wins with a 27-6 record in 2014-15 ... led the Georgia Stars to an 8-0 record in a Las Vegas tournament in July 2015 and as the Stars finished ranked No. 1 in the country ... an honors student, finished high school with a 3.7 GPA ... full name is Jared Lamar Harper ... son of Patrick and Erica Harper ... studying in Harbert College of Business ... signed national letter of intent on Nov. 12, 2015.

HARPER'S MISCELLANEOUS STATS

	2016-17	2017-18	2018-19	Career
Games with 10+ Pts	18	27	13	59
Games with 20+ Pts	5	5	6	16
Games 5+ 3s	3	1	2	6
Games with 5+ Reb	2	4	4	10
Games with 10+ Reb	0	0	0	0
Games with 5+ Ast	5	20	15	40
Games with 10+ Ast	0	2	3	5
Games with 5+ Blk	0	0	0	0
Games with 5+ Stl	0	0	0	0
Double-Doubles	0	2	2	4

MEASURABLES AND BAM TESTING RESULTS

Wingspan	64.5"
Reach	7'10.5"
Hand	8.5"
Vertical Jump	34"
Approach Vertical	42.5"
3/4 Court Sprint	3.151
Reaction Shuttle	3.018
Lane Agility Drill	10.600
185 lb Bench	7

CAREER HIGHS

Points	31 at UAB (12/15/18)
Rebounds	6 (3x) last vs. Xavier (11/19/18)
Field Goals	9 vs. Xavier (11/19/18)
Field Goals Att.	19 (2x) last at UAB (12/15/18)
3-Pt. Field Goals	6 (2x) last vs. Duke (11/20/18)
3-Pt. Field Goals Att.	10 (2x) last vs. Duke (11/20/18)
Free Throws	15 at UAB (12/15/18)
Free Throws Att.	17 vs. Ole Miss (1/7/17)
Assists	14 vs. Vanderbilt (2/3/18)
Blocks	1 (4x) last vs. Ole Miss (1/9/18)
Steals	4 (3x) last vs. Alabama (2/21/18)
Minutes	43 vs. Xavier (11/19/18)

2018-19 HARPER GAME-BY-GAME

Opp.	Start	Min.	FG-A	3FG-A	FT-A	O-D-T	PF	A	TO	BLK	STL	PTS
S. Alabama	*	30	7-13	6-10	0-0	0-5-5	2	13	1	0	2	20
Washington	*	32	3-12	3-6	4-4	1-4-5	1	5	2	0	0	13
Miss. Col.	*	21	5-8	2-5	0-0	0-2-2	0	4	0	0	1	14
Xavier	*	43	9-17	3-9	4-6	1-5-6	3	8	5	0	3	25
Duke	*	38	7-19	6-10	2-2	0-0-0	0	6	2	0	0	22
Arizona	*	36	1-7	0-5	2-2	0-5-5	1	5	2	0	0	4
St. Peter's	*	27	2-8	2-6	0-0	0-1-1	1	8	3	0	3	6
UNCA	*	30	2-6	2-5	3-3	0-1-1	1	5	4	0	0	9
Dayton	*	35	5-11	4-7	6-6	0-3-3	1	7	1	0	2	20
UAB	*	41	7-19	2-6	15-16	0-4-4	2	3	1	0	0	31
NC State	*	37	5-16	1-5	0-0	1-3-4	3	5	4	0	0	11
Murray St.	*	34	4-11	2-6	2-4	0-2-2	1	10	2	0	0	12
North Fla.	*	27	3-7	2-5	1-2	2-2-4	1	10	2	0	1	9
Ole Miss	*	38	3-14	2-9	1-2	0-2-2	1	5	2	0	0	9
Georgia	*	35	6-15	4-9	6-6	1-1-2	2	7	1	0	2	22
Texas A&M	*	33	6-11	4-9	1-3	1-2-3	2	6	3	0	3	17
Kentucky	*	34	5-13	2-6	5-7	0-0-0	2	6	3	0	1	17
S. Carolina	*	37	7-15	1-6	2-3	0-4-4	2	5	2	0	0	17
Miss. St.												
Missouri												
Alabama												
Florida												
LSU												
Ole Miss												
Vanderbilt												
Arkansas												
Kentucky												
Georgia												
Miss. St.												
Alabama												
Tennessee												

HARPER'S CAREER STATISTICS

Year	GP-GS	Min-Avg	FG-FGA	Pct	3FG-A	Pct	FT-FTA	Pct	Off-Def-Tot--Avg	PF-FO	Ast	TO	Blk	Stl	Pts	Avg
2016-17	32-30	774-24.2	104-270	.385	54-157	.344	103-146	.705	10-52-62--1.9	57-1	95	49	2	37	365	11.4
2017-18	34-34	1038-30.5	111-308	.360	61-172	.355	166-202	.822	14-68-82--2.4	63-2	185	72	1	40	449	13.2
2018-19	18-18	608-33.8	87-222	.392	48-124	.387	54-66	.818	7-46-53--2.9	26-0	118	40	0	18	276	15.3
TOTAL	84-82	2420-28.8	302-800	.378	163-453	.360	323-414	.780	31-166-197--2.3	146-3	398	161	3	95	1090	13.0

2



BRYCE BROWN

6-3 • 198

Sr. • G

Stone Mountain, Ga.
(Tucker HS)

2017-18 (Junior): Named First Team All-SEC by the Associated Press and Second Team All-SEC by the league coaches ... tabbed to the Naismith Trophy Top 30 ... selected to the United States Basketball Writers Association All-District IV team ... averaged 15.9 points, 2.0 rebounds, 1.7 assists and 1.0 steals per game in 31.2 minutes per game ... played and started in 33 games, only missing the Georgia game due to an injury ... became the 36th player in program history to reach 1,000 career points after dropping 29 in the regular season finale against South Carolina ... became the 18th player in program history to tally 1,000 career points prior to the end of their third season ... moved into second in the program's all-time 3-pointers made list with 241 career 3s ... was 1 away from matching the single-season 3-point record held by Lance Weems (108, 1995-96) as he racked up 107 buckets behind the arc ... has made the most 3-pointers by any player in Auburn history through their first 3 seasons with 241 ... that mark is 54 ahead of the next-best total by Tay Waller ... guided the SEC with 3.2 3-pointers per game and 107 total 3s ... both marks were in the top 20 nationally ... led the team in scoring 13 times, steals 6 times and assists 2 times ... held defensive matchup to shoot just 37% on the season and forced 100 turnovers ... paced the team with 8 halves with 15 or more points ... averaged 16.8 points, 1.8 rebounds, 1.2 assists and 1.0 steals per game in league play ... scoring total ranked 7th in the SEC during conference action ... averaged 18.4 points per game and shot 47% from the field, including 46% behind the arc, in home games ... scored in double figures in 28 of 33 games, ranking second on the team ... tied for the team lead with 8 20-point games and 1 30-point contest ... scored career-high 31 points on 12-of-16 from the floor, including 4-of-8 behind the arc, in the season opener vs. Norfolk State ... buried 5 or more 3s in 8 games, including 6 in SEC play ... scored 29 points vs. South Carolina to clinch SEC title ... Academic Top Tiger ... declared for the NBA Draft without the intention of hiring an agent on April 11.

HIGH SCHOOL AND PERSONAL DATA: Averaged 25 points, 6 rebounds and 4 assists as a senior at Tucker High School under coach James Hartry ... averaged 18 points and five assists as a junior ... teammates with former Auburn player Tahj Shamsid-Deen at Columbia High School in Decatur, Ga., as a sophomore in 2012-13 ... went to Columbia High School as a sophomore and junior and went to back-to-back state championships ... impressed the Auburn coaching staff at Coach Bruce Pearl's Elite Camp in 2014 ... full name is Bryce Wade Brown ... son of Cedric and Donna Brown ... father, Cedric, and brother, Blake, played football at Clark Atlanta ... studying in College of Liberal Arts ... signed national letter of intent on Nov. 14, 2014.

BROWN'S MISCELLANEOUS STATS

	2015-16	2016-17	2017-18	2018-19	Career
Games with 10+ Pts	14	7	28	15	64
Games with 20+ Pts	3	0	8	5	16
Games 5+ 3s	4	3	8	6	21
Games with 5+ Reb	3	4	1	0	8
Games with 10+ Reb	0	0	0	0	0
Games with 5+ Ast	0	1	2	2	5
Games with 10+ Ast	0	0	0	0	0
Games with 5+ Blk	0	0	0	0	0
Games with 5+ Stl	0	0	0	0	0
Double-Doubles	0	0	0	0	0

MEASURABLES AND BAM TESTING RESULTS

Wingspan	64.5"
Reach	8'1"
Hand	9.5"
Vertical Jump	35"
Approach Vertical	42.5"
3/4 Court Sprint	3.152
Reaction Shuttle	2.787
Lane Agility Drill	10.617
185 lb Bench	14

CAREER HIGHS

Points	34 vs. Dayton (12/8/18)
Rebounds	6 (3x) last vs. LSU (1/18/17)
Field Goals	12 vs. Norfolk State (11/10/17)
Field Goals Att.	24 at Ole Miss (1/9/19)
3-Pt. Field Goals	9 at Arkansas (2/17/16)
3-Pt. Field Goals Att.	14 (2x) last vs. Alabama (2/21/18)
Free Throws	8 vs. Dayton (12/8/18)
Free Throws Att	9 vs. Dayton (12/8/18)
Assists	5 (5x) last vs. Saint Peter's (11/28/18)
Blocks	2 (2x) last vs. Boston College (12/12/16)
Steals	3 (6x) last at Dayton (11/29/17)
Minutes	43 vs. Xavier (11/19/18)

2018-19 BROWN GAME-BY-GAME

Opp.	Start	Min.	FG-A	3FG-A	FT-A	O-D-T	PF	A	TO	BLK	STL	PTS
S. Alabama	*	27	4-12	4-9	0-1	1-2-3	3	1	1	1	0	12
Washington	*	29	3-10	2-8	5-7	0-2-2	3	1	1	1	2	13
Miss. Col.	*	27	6-13	4-10	0-1	1-2-3	0	1	0	0	2	16
Xavier	*	43	8-18	5-13	5-6	0-4-4	2	5	2	0	2	26
Duke	*	38	6-17	4-13	0-0	2-1-3	2	2	2	0	1	16
Arizona	*	29	6-10	4-8	3-3	0-2-2	2	2	2	0	0	19
St. Peter's	*	25	7-11	3-6	2-4	0-4-4	0	5	1	0	1	19
UNCA	*	29	3-9	1-6	0-0	0-2-2	2	4	1	0	2	7
Dayton	*	34	10-18	6-13	8-9	0-1-1	1	1	1	0	0	34
UAB	*	39	1-7	0-6	3-4	1-0-1	3	2	1	0	0	5
NC State	*	26	1-6	0-4	1-1	1-2-3	1	1	6	0	2	3
Murray St.	*	33	4-10	3-8	0-0	0-1-1	2	2	3	0	0	11
North Fla.	*	24	5-12	5-10	3-3	1-1-2	2	4	3	0	2	18
Ole Miss	*	36	8-24	7-19	0-0	0-0-0	1	1	3	0	0	23
Georgia	*	27	6-11	3-4	0-0	1-1-2	1	2	3	0	1	15
Texas A&M	*	30	7-16	5-11	3-3	0-3-3	2	3	1	0	2	22
Kentucky	*	32	8-9	6-7	6-6	0-0-0	1	3	3	0	1	28
S. Carolina	*	33	4-11	3-8	6-7	1-1-2	1	1	3	0	1	17
Miss. St.												
Missouri												
Alabama												
Florida												
LSU												
Ole Miss												
Vanderbilt												
Arkansas												
Kentucky												
Georgia												
Miss. St.												
Alabama												
Tennessee												

BROWN'S CAREER STATISTICS

Year	GP-GS	Min-Avg	FG-FGA	Pct	3FG-A	Pct	FT-FTA	Pct	Off-Def-Tot--Avg	PF-FO	Ast	TO	Blk	Stl	Pts	Avg
2015-16	30-11	742-24.7	93-274	.339	78-211	.370	38-46	.826	15-40-55--1.8	73-2	20	31	0	11	302	10.1
2016-17	28-13	592-21.1	68-189	.360	56-140	.400	18-27	.667	12-43-55--2.0	49-0	35	26	6	28	210	7.5
2017-18	33-33	1031-31.2	169-421	.401	107-280	.382	79-102	.775	19-46-65--2.0	55-0	55	43	7	32	524	15.9
2018-19	18-18	561-31.2	97-224	.433	65-163	.399	45-55	.818	9-29-38--2.1	29-0	41	37	2	19	304	16.9
TOTAL	109-75	2926-26.8	427-1108	.385	306-794	.385	180-230	.783	55-158-213--2.0	206-2	151	137	15	90	1340	12.3

3

DANJEL PURIFOY

6-7 • 230

Jr. • F

Centreville, Ala.

(Hargrave Military Academy)



2016-17 (Redshirt Freshman): Averaged 11.5 points, 4.7 rebounds, 1.8 assists and 1.4 steals in 28.7 minutes per game ... played in 29 games, starting 25 ... shot 39.8 percent from the field, 36.9 percent from 3-point range and 87.9 percent from the foul line ... in the SEC rankings, ranked sixth in free throw pct., sixth in 3-point field goals made (2.0), eighth in 3-point field goal pct. and ninth in steals ... made 27 straight free throws to tie the Auburn record with Frankie Sullivan in 2009-10 ... he and Mustapha Heron were the first Auburn freshmen to score in double figures in their first five college games since Wesley Person in 1990-91 ... scored a career-high 27 points (4-of-7 3s) vs. Boston College in the UnderArmour Reunion in New York's Madison Square Garden to go along with 5 rebounds, 2 assists and 2 steals ... 27 points (career-high 5-of-10 3s), 7 rebounds and 3 steals vs. Coastal Carolina ... named to the Cancun Challenge all-tournament team, averaging 16.5 points on 6-of-14 3s ... in Cancun, totaled 22 points (4-of-9 3s), 3 rebounds and 2 steals vs. #17 Purdue ... career-high 15 rebounds in the win at UConn and hit the game-tying 3-pointer with 1:04 left in overtime ... 19 points (17 in the second half) after playing only three first-half minutes vs. Georgia State ... 16 points (4-of-9 3s, including 3-of-4 3s in second half) and four rebounds at UAB ... 16 points (3-of-6 3s), 8 rebounds, 3 assists and 3 steals vs. Eastern Kentucky ... 15 points (3-of-6 3s), 7 rebounds and 2 steals at LSU ... 14 points (4-of-7 3s), 4 rebounds, 2 assists and 2 steals at Alabama after only 14 points combined in the previous four games ... left ankle sprain with 7:12 left in the first half vs. Ole Miss Jan. 7 and missed the next 3 games ... averaged 11.4 points in the final 10 games after averaging 3.5 points in the four games prior after a sprained ankle ... 12 points, 4 rebounds and 3 assists at Georgia ... 13 points vs. Missouri ... at the team's postseason awards banquet, received the Sonny Smith Most Outstanding Teammate Award and the John Mengelt Free Throw Award (.879).

HIGH SCHOOL AND PERSONAL DATA: Four-star small forward by ESPN, Rivals, Scout and 247Sports ... ranked ninth among all small forwards and 48th overall by 247Sports ... ranked as the nation's No. 12 small forward and the top player in Alabama by 247 Sports ... averaged 25 points, 11 rebounds, five blocks and 20 deflections a game at Hargrave Military Academy under coach A.W. Hamilton in 2014-15 ... averaged 17.7 points and 6.1 rebounds per game at Bibb County as a junior ... full name is Danjel Kevon Purifoy ... son of Waukesha Evans ... studying in College of Liberal Arts ... signed national letter of intent on Nov. 12, 2014.

PURIFOY'S MISCELLANEOUS STATS

	2016-17	2017-18	2018-19	Career
Games with 10+ Pts	17	0	0	17
Games with 20+ Pts	3	0	0	3
Games 5+ 3s	1	0	0	1
Games with 5+ Reb	12	0	0	12
Games with 10+ Reb	1	0	0	1
Games with 5+ Ast	2	0	0	2
Games with 10+ Ast	0	0	0	0
Games with 5+ Blk	0	0	0	0
Games with 5+ Stl	0	0	0	0
Double-Doubles	0	0	0	0

MEASURABLES AND BAM TESTING RESULTS

Wingspan	6'10.5"
Reach	8'8"
Hand	10"
Vertical Jump	28.5"
Approach Vertical	38.5"
3/4 Court Sprint	3.324
Reaction Shuttle	3.226
Lane Agility Drill	11.544
185 lb Bench	11

CAREER HIGHS

Points	27 (2x) last vs. Boston College (12/12/16)
Rebounds	15 at UConn (12/23/16)
Field Goals	9 vs. Coastal Carolina (12/15/16)
Field Goals Att.	14 (2x) last vs. Coastal Carolina (12/15/16)
3-Pt. Field Goals	5 vs. Coastal Carolina (12/15/16)
3-Pt. Field Goals Att.	10 vs. Coastal Carolina (12/15/16)
Free Throws	8 vs. Georgia State (11/14/16)
Free Throws Att.	10 vs. Georgia State (11/14/16)
Assists	9 vs. USC Upstate (11/29/16)
Blocks	1 (5x) last vs. Missouri (3/8/17)
Steals	3 (6x) last at Texas A&M (2/18/17)
Minutes	39 vs. Missouri (3/8/17)

2018-19 PURIFOY GAME-BY-GAME

Opp.	Start	Min.	FG-A	3FG-A	FT-A	O-D-T	PF	A	TO	BLK	STL	PTS
S. Alabama	-dnp-											
Washington	-dnp-											
Miss. Col.	-dnp-											
Xavier	-dnp-											
Duke	-dnp-											
Arizona	-dnp-											
St. Peter's	-dnp-											
UNCA	-dnp-											
Dayton	-dnp-											
UAB		7	1-2	0-1	0-1	1-0-1	0	0	0	0	1	2
NC State		8	0-1	0-1	0-0	1-1-2	1	0	2	0	0	0
Murray St.		4	0-1	0-1	0-0	0-0-0	0	0	0	0	1	0
North Fla.		8	1-3	0-0	0-0	0-1-1	0	1	0	0	0	2
Ole Miss	-dnp-											
Georgia	-dnp-											
Texas A&M	-dnp-											
Kentucky		8	1-4	1-3	0-0	0-0-0	2	0	0	0	0	3
S. Carolina		19	1-6	0-1	1-2	2-1-3	3	2	2	0	2	3
Miss. St.												
Missouri												
Alabama												
Florida												
LSU												
Ole Miss												
Vanderbilt												
Arkansas												
Kentucky												
Georgia												
Miss. St.												
Alabama												
Tennessee												

PURIFOY'S CAREER STATISTICS

Year	GP-GS	Min-Avg	FG-FGA	Pct	3FG-A	Pct	FT-FTA	Pct	Off-Def-Tot--Avg	PF-FO	Ast	TO	Blk	Stl	Pts	Avg
2016-17	29-25	831-28.7	97-244	.398	59-160	.369	80-91	.879	28-108-136--4.7	65-0	51	45	5	41	333	11.5
2018-19	6-0	54-9.0	4-17	.235	1-7	.143	1-3	.333	4-3-7--1.2	6-0	3	4	0	4	10	1.7
TOTAL	35-25	885-25.3	101-261	.387	60-167	.359	81-94	.862	32-111-143--4.1	71-0	54	49	5	45	343	9.8

4

MALIK DUNBAR

6-6 • 230

Sr. • G/F

North Augusta, S.C.

(College of Central Florida)



2017-18 (Junior): Averaged 5.4 points, 2.4 rebounds and 0.4 steals per game in 14.1 minutes per game ... played in all 34 games and started 3 ... shot 42% from the floor and 35% from 3-point land ... shot 36% from downtown during SEC action ... averaged 6.9 points and shot 45% from the field during home games ... scored in double figures 3 times ... led the Tigers in steals in 3 games and blocks in 1 contest ... went 23 for 62 from behind the arc in the last 19 games, despite starting the season 4 of 15 ... averaged 10 points and 6.3 rebounds to go along with 48% from the field, including 36% from downtown, as a starter ... buried multiple 3-points 7 times, including 5 during SEC play ... first game as a Tiger was season opener vs. Norfolk State where he scored 7 points in 16 minutes ... racked up 13 points on 6 of 8 shooting against Winthrop ... made first career start and played 25 minutes vs. UAB ... scored 9 points and had 6 rebounds in that game ... went 3 for 3 behind the arc at Murray State ... scored 12 points and had 3 boards vs. UConn ... started at Georgia and scored 7 points to go along with 6 rebounds ... scored a season-high 14 points on 6 of 10 from the floor, including 2 of 5 from downtown, and had 7 rebounds to go along with 2 steals in a start vs. Alabama ... went 4 for 7 from the floor for 11 points in NCAA Tournament action ... named a top-10 JUCO transfer by Jon Rothstein ... Academic Top Tiger.

HIGH SCHOOL AND PERSONAL DATA: Was a South Carolina Class 4A first-team all-state selection as a senior at Spring Valley High School in Columbia in 2014-15 ... son of Trika Mobley ... one of five siblings.

DUNBAR'S MISCELLANEOUS STATS			
	2017-18	2018-19	Career
Games with 10+ Pts	3	7	11
Games with 20+ Pts	0	0	0
Games 5+ 3s	0	0	0
Games with 5+ Reb	5	4	9
Games with 10+ Reb	0	0	0
Games with 5+ Ast	0	0	0
Games with 10+ Ast	0	0	0
Games with 5+ Blk	0	0	0
Games with 5+ Stl	0	1	1
Double-Doubles	0	0	0

MEASURABLES AND BAM TESTING RESULTS

Wingspan	6'9.25"
Reach	8'6"
Hand	9"
Vertical Jump	31.5"
Approach Vertical	38.5"
3/4 Court Sprint	3.221
Reaction Shuttle	3.009
Lane Agility Drill	12.282
185 lb Bench	13

CAREER HIGHS

Points	16 vs. South Alabama (11/6/18)
Rebounds	8 vs. Mississippi College (11/14/18)
Field Goals	7 vs. South Alabama (11/6/18)
Field Goals Att.	13 vs. UConn (12/23/17)
3-Pt. Field Goals	4 vs. Saint Peter's (11/28/18)
3-Pt. Field Goals Att.	7 vs. UConn (12/23/17)
Free Throws	3 vs. Indiana State (11/16/17)
Free Throws Att.	4 (3x) last at Ole Miss (1/9/19)
Assists	2 (3x) last vs. North Florida (12/29/18)
Blocks	3 (2x) last at Texas A&M (1/16/19)
Steals	5 vs. UNC Asheville (12/4/18)
Minutes	26 at Georgia (2/10/18)

2018-19 DUNBAR GAME-BY-GAME

Opp.	Start	Min.	FG-A	3FG-A	FT-A	O-D-T	PF	A	TO	BLK	STL	PTS
S. Alabama		23	7-11	2-5	0-0	3-2-5	2	0	1	1	0	16
Washington		18	3-5	1-3	1-1	0-4-4	0	0	0	0	0	8
Miss. Col.		21	4-12	0-4	2-2	3-5-8	1	2	2	0	2	10
Xavier		15	1-3	1-2	0-0	1-2-3	2	1	1	0	0	3
Duke		20	2-5	1-3	0-0	0-2-2	5	1	1	1	0	5
Arizona		17	6-7	2-3	1-2	1-3-4	1	0	1	0	1	15
St. Peter's		18	4-9	4-6	2-2	0-3-3	1	1	1	0	2	14
UNCA		25	3-4	2-3	0-2	1-6-7	1	1	2	0	5	8
Dayton		6	0-3	0-3	0-0	0-0-0	0	0	0	0	0	0
UAB		14	2-8	1-4	0-0	0-3-3	2	1	1	1	1	5
NC State		20	5-8	2-5	0-1	1-3-4	4	0	1	0	1	12
Murray St.		16	1-5	1-4	1-2	0-3-3	1	1	1	1	0	4
North Fla.		23	4-10	1-5	2-2	1-2-3	1	2	0	0	2	11
Ole Miss		13	4-4	1-1	2-4	2-2-4	1	0	1	1	3	11
Georgia		14	4-7	2-4	1-2	0-1-1	3	0	0	0	2	11
Texas A&M		18	0-2	0-1	2-2	1-3-4	3	1	1	3	2	2
Kentucky		22	4-7	2-4	0-0	2-5-7	4	0	0	0	1	10
S. Carolina		12	0-3	0-1	2-2	0-2-2	3	0	0	0	0	2
Miss. St.												
Missouri												
Alabama												
Florida												
LSU												
Ole Miss												
Vanderbilt												
Arkansas												
Kentucky												
Georgia												
Miss. St.												
Alabama												
Tennessee												

DUNBAR'S CAREER STATISTICS

Year	GP-GS	Min-Avg	FG-FGA	Pct	3FG-A	Pct	FT-FTA	Pct	Off-Def-Tot--Avg	PF-FO	Ast	TO	Blk	Stl	Pts	Avg
2017-18	34-3	481-14.1	70-167	.419	27-78	.346	18-31	.581	18-65-83--2.4	65-1	8	27	8	13	185	5.4
2018-19	18-0	315-17.5	54-113	.478	23-61	.377	16-24	.667	16-51-67--3.7	35-1	11	14	8	22	147	8.2
TOTAL	52-3	796-15.3	124-280	.443	50-139	.360	34-55	.618	34-116-150--2.9	100-2	19	41	16	35	332	6.4

5

CHUMA OKEKE

6-8 • 230

So. • F

Atlanta, Ga.
(Westlake HS)



2017-18 (Freshman): Averaged 7.5 points, 5.8 rebounds, 1.1 assists and 0.7 blocks per game in 21.6 minutes per game ... played in all 34 games off the bench ... led the team in bench minutes ... finished 4th among SEC freshmen in rebounding with 197 total boards ... averaged 7.6 points, 5.4 rebounds, 1.1 assists and 0.7 blocks in SEC play ... 197 rebounds was the most by an Auburn freshman since Jeff Moore in 1984-85 ... pulled down 4 double-digit rebounding games, including 3 in league action ... racked up 15 games in double figures, ranking fifth on the team ... tied for the team lead by shooting 39% from behind the arc (34-of-87) ... shot over 49% from the field at home ... knocked down multiple 3s in 12 contests, including 8 in SEC play ... selected as 1 of 20 Under-the-Radar Freshmen by Jon Rothstein ... named a top 15 Impact Freshman by Jon Rothstein ... buried 5 or more field goals in games against Dayton, Middle Tennessee, LSU, Vanderbilt, Alabama and Florida ... named the SEC Freshman of the Week (Dec. 4) after averaging 11 points and 8 rebounds per game in Auburn's victories at Dayton and against George Mason ... recorded double-doubles against Alabama (16 pts, 10 reb) and Florida (12 pts, 10 reb) to become the first Auburn player to tally back-to-back double-doubles in consecutive SEC games since Cinmeon Bowers in 2016 ... Academic Top Tiger.

2017 USA U19 WORLD CUP TEAM: Invited to the USA Basketball U19 World Cup Training Camp in the Olympic Training Center in Colorado Springs, Colo., along with sophomore Austin Wiley in June 2017 ... made the first cut at the tryouts from 27 to 18.

HIGH SCHOOL AND PERSONAL DATA: Consensus four-star prospect ... MaxPreps All-American selection as a senior in 2016-17 ... ranked 44th nationally by Scout, 48th by ESPN, 55th by Rivals, 56th by 247Sports and 61st by ESPN ... as a junior, led Westlake to the 2016 Georgia Class 6A state championship for the first time since 2002 with a 68-58 overtime win over Pebblebrook ... MaxPreps Junior All-America honorable mention selection in 2015-16 ... averaged 24.4 points, 15.0 rebounds, 3.1 assists, 2.4 steals and 1.0 block in only 11.7 minutes per game as a senior in helping Westlake to an 18-11 record overall, 9-1 in the region, under coach Darron Rogers in 2016-17 ... shot 71 percent (137-of-192) from the field, 70.0 percent (14-of-20) from 3-point range and 69.5 percent (132-of-190) from the foul line ... averaged 9.6 offensive rebounds per game ... 35 points and 17 rebounds at the Cancer Research Classic on Jan. 11, 2017 ... 35 points and 24 rebounds in an 89-83 triple overtime loss to Newton in the state playoffs on Feb. 24 ... 36 points, 28 rebounds and 5 assists in 85-76 win over Pebblebrook on Jan. 31 ... 40 points, 20 rebounds and 6 assists in 80-78 overtime win at Pebblebrook on Jan. 13 ... 35 points and 17 rebounds in a 76-73 loss to Gonzaga of Washington, D.C., on Jan. 7 ... 32 points and 18 rebounds in 72-63 victory over Southwest Atlanta Christian on Dec. 3 ... averaged 22.7 points and 7.5 rebounds as a sophomore in 2014-15.

OKEKE'S MISCELLANEOUS STATS

	2017-18	2018-19	Career
Games with 10+ Pts	15	11	26
Games with 20+ Pts	0	1	1
Games 5+ 3s	0	0	0
Games with 5+ Reb	22	15	37
Games with 10+ Reb	4	1	5
Games with 5+ Ast	0	2	2
Games with 10+ Ast	0	0	0
Games with 5+ Blk	0	0	0
Games with 5+ Stl	0	2	2
Double-Doubles	3	1	4

MEASURABLES AND BAM TESTING RESULTS

Wingspan	7'0"
Reach	8'11.5"
Hand	10"
Vertical Jump	34.5"
Approach Vertical	27"
3/4 Court Sprint	3.354
Reaction Shuttle	3.146
Lane Agility Drill	12.466
185 lb Bench	1

CAREER HIGHS

Points	20 vs. South Alabama (11/6/18)
Rebounds	10 (5x) last vs. Washington (11/9/18)
Field Goals	7 (3x) last vs. Murray State (12/22/18)
Field Goals Att.	14 vs. Murray State (12/22/18)
3-Pt. Field Goals	3 (5x) last vs. Murray State (12/22/18)
3-Pt. Field Goals Att.	8 vs. Murray State (12/22/18)
Free Throws	4 (3x) last at South Carolina (1/22/19)
Free Throws Att.	6 vs. Cornell (12/30/17)
Assists	5 (2x) last vs. UNC Asheville (12/4/18)
Blocks	3 (2x) last vs. South Alabama (11/6/18)
Steals	5 (2x) last vs. North Florida (12/29/18)
Minutes	34 (2x) last at UAB (12/15/18)

2018-19 OKEKE GAME-BY-GAME

Opp.	Start	Min.	FG-A	3FG-A	FT-A	O-D-T	PF	A	TO	BLK	STL	PTS
S. Alabama	*	30	7-11	3-5	3-3	6-3-9	1	5	5	3	3	20
Washington	*	28	7-11	3-3	2-2	6-4-10	3	2	2	2	1	19
Miss. Col.	*	18	1-3	1-3	0-0	0-7-7	0	2	0	1	0	3
Xavier	*	29	5-9	1-5	2-3	4-3-7	4	0	0	0	1	13
Duke	*	33	3-10	0-3	0-0	1-5-6	4	3	2	0	4	6
Arizona	*	31	4-7	0-3	2-4	2-4-6	1	2	2	0	0	10
St. Peter's	*	22	5-5	2-2	0-0	4-2-6	0	3	1	2	1	12
UNCA	*	25	2-5	2-3	1-2	3-4-7	1	5	2	2	0	7
Dayton	*	30	1-6	0-2	0-0	2-1-3	1	2	1	2	3	2
UAB	*	34	4-6	0-1	3-4	3-3-6	4	1	3	2	0	11
NC State	*	32	3-8	1-6	0-0	2-4-6	5	2	1	1	3	7
Murray St.	*	31	7-14	3-8	0-2	2-3-5	3	2	4	2	5	17
North Fla.	*	27	5-8	0-2	2-2	2-3-5	3	2	1	1	5	12
Ole Miss	*	34	2-6	1-3	0-3	2-2-4	3	3	4	1	0	5
Georgia	*	22	1-5	0-2	2-2	2-2-4	4	2	1	1	0	4
Texas A&M	*	32	5-11	0-3	0-0	4-3-7	1	1	2	0	2	10
Kentucky	*	32	5-11	1-5	0-0	2-4-6	3	2	0	1	1	11
S. Carolina	*	28	4-12	1-4	4-4	4-3-7	1	0	2	1	2	13
Miss. St.												
Missouri												
Alabama												
Florida												
LSU												
Ole Miss												
Vanderbilt												
Arkansas												
Kentucky												
Georgia												
Miss. St.												
Alabama												
Tennessee												

OKEKE'S CAREER STATISTICS

Year	GP-GS	Min-Avg	FG-FGA	Pct	3FG-A	Pct	FT-FTA	Pct	Off-Def-Tot--Avg	PF-FO	Ast	TO	Blk	Stl	Pts	Avg
2017-18	34-0	734-21.6	92-201	.458	34-87	.391	37-55	.673	69-128-197--5.8	66-1	38	27	25	23	255	7.5
2018-19	18-18	518-28.8	71-148	.480	19-63	.302	21-31	.677	51-60-111--6.2	42-1	39	33	22	31	182	10.1
TOTAL	52-18	1252-24.1	163-349	.467	53-150	.353	58-86	.674	120-188-308--5.9	108-2	77	60	47	54	437	8.4

10

SAMIR DOUGHTY

6-4 • 195

Jr. • G

Philadelphia, Pa.
(VCU)



2017-18 (Sophomore): Sat out the season after transferring from VCU on June 27, 2017 ... will have two years of eligibility remaining beginning in the 2018-19 season ... brings experience, versatility and the ability to make his teammates better as a playmaker and slasher ... can play several positions on the floor.

2016-17 (Redshirt Freshman at VCU): Averaged 9.0 points, 3.6 rebounds, 2.1 assists and 0.9 steals in 23.1 minutes per game ... played in 35 games, starting 15 as VCU reached the NCAA Tournament, losing to Saint Mary's in the first round ... was the Rams' fourth-leading scorer ... averaged the most points by a VCU freshman since Shawn Hampton in 1998-99 ... shot 40.9 percent from the floor, 28.4 percent from 3-point range and 76.6 percent from the foul line ... shot 34.5 percent (19-of-55) from 3-point range for the final 21 games of the season since Jan. 4 after opening the year 4-of-26 from behind the arc ... career-high 23 points with nine assists and seven rebounds at Duquesne ... just missed a triple-double with 10 points, 10 assists and eight rebounds vs. Saint Joseph's ... 17 points in the Atlantic 10 Conference Tournament vs. Richmond ... 9 points vs. Saint Mary's in the NCAA Tournament ... went 4-0 as VCU toured Spain from Aug. 12-22 in Madrid, Toledo, Valencia and Barcelona.

2017-18 (Freshman at VCU): Redshirted at VCU ... originally signed with St. John's.

HIGH SCHOOL AND PERSONAL DATA: Averaged 24.9 points, 9.7 rebounds, 4.1 assists and 2.7 steals per game while shooting 59 percent from 2-point range as a senior at Mathematics, Civics & Science Charter in Philadelphia, Pa. ... ranked as the 35th-best point guard nationally by 247 Sports, including sixth-best in Pennsylvania, as a senior ... three-star recruit.

DOUGHTY'S MISCELLANEOUS STATS				
	2016-17	2017-18	2018-19	Career
Games with 10+ Pts	15	0	6	21
Games with 20+ Pts	1	0	1	2
Games 5+ 3s	0	0	0	0
Games with 5+ Reb	9	0	4	13
Games with 10+ Reb	0	0	1	1
Games with 5+ Ast	4	0	2	6
Games with 10+ Ast	1	0	0	1
Games with 5+ Blk	0	0	0	0
Games with 5+ Stl	0	0	0	0
Double-Doubles	1	0	0	1

MEASURABLES AND BAM TESTING RESULTS

Wingspan	6'4.5"
Reach	8'3.5"
Hand	8.25"
Vertical Jump	28.5"
Approach Vertical	34"
3/4 Court Sprint	3.305
Reaction Shuttle	3.430
Lane Agility Drill	11.607
185 lb Bench	3

CAREER HIGHS

Points	23 at Duquesne (1/4/17)
Rebounds	10 vs. Dayton (12/8/18)
Field Goals	9 at Duquesne (1/4/17)
Field Goals Att.	15 at Duquesne (1/4/17)
3-Pt. Field Goals	3 (2x) last vs. Georgia (1/12/19)
3-Pt. Field Goals Att.	6 (2x) last at Ole Miss (1/9/19)
Free Throws	7 vs. St. Joseph's (2/14/17)
Free Throws Att.	8 (2x) last vs. St. Joseph's (2/14/17)
Assists	10 vs. St. Joseph's (2/14/17)
Blocks	1 (2x) last vs. George Mason (3/10/17)
Steals	4 (2x) last vs. Dayton (12/8/18)
Minutes	34 (2x) last vs. Dayton (12/8/18)

2018-19 DOUGHTY GAME-BY-GAME

Opp.	Start	Min.	FG-A	3FG-A	FT-A	O-D-T	PF	A	TO	BLK	STL	PTS
S. Alabama	*	19	5-7	2-3	2-2	1-0-1	3	1	2	0	0	14
Washington	*	25	6-9	2-4	4-4	2-2-4	2	4	3	0	4	18
Miss. Col.	*	19	5-11	1-5	2-2	1-4-5	3	2	3	0	3	13
Xavier	*	31	1-6	0-1	0-0	3-0-3	2	2	2	0	2	2
Duke	*	13	0-3	0-0	0-0	2-1-3	5	0	1	0	1	0
Arizona	*	23	3-6	1-2	0-0	1-2-3	3	0	1	0	1	7
St. Peter's	*	26	1-2	0-1	0-0	2-4-6	2	5	1	0	1	2
UNCA	*	25	4-7	2-5	3-4	1-5-6	2	2	2	0	2	13
Dayton	*	34	3-6	2-3	0-0	4-6-10	1	6	1	0	4	8
UAB	*	27	1-4	0-1	2-2	2-4-6	2	2	2	0	0	4
NC State	*	20	3-6	1-3	0-0	1-0-1	1	2	3	0	1	7
Murray St.	*	24	6-7	2-3	6-6	2-2-4	3	2	0	0	0	20
North Fla.	*	14	2-4	0-0	0-0	2-0-2	1	0	1	0	0	4
Ole Miss	*	27	3-6	3-6	0-0	0-2-2	3	2	1	0	2	9
Georgia	*	31	4-9	3-4	0-0	0-3-3	1	3	2	0	2	11
Texas A&M	*	23	2-7	1-4	0-0	0-1-1	3	0	1	0	1	5
Kentucky	*	24	1-4	1-3	2-2	0-1-1	1	3	0	0	0	5
S. Carolina	*	28	3-5	2-4	0-0	0-3-3	2	0	1	0	0	8
Miss. St.												
Missouri												
Alabama												
Florida												
LSU												
Ole Miss												
Vanderbilt												
Arkansas												
Kentucky												
Georgia												
Miss. St.												
Alabama												
Tennessee												

DOUGHTY'S CAREER STATISTICS

Year	GP-GS	Min-Avg	FG-FGA	Pct	3FG-A	Pct	FT-FTA	Pct	Off-Def-Tot--Avg	PF-FO	Ast	TO	Blk	Stl	Pts	Avg
2016-17*	35-15	809-23.1	103-252	.409	23-81	.284	85-111	.766	29-98-127--3.6	76-3	75	66	2	33	314	9.0
2018-19	18-18	433-24.1	53-109	.486	23-52	.442	21-22	.955	24-40-64--3.6	40-1	36	27	0	24	150	8.3
TOTAL	53-33	1242-23.4	156-361	.432	46-133	.346	106-133	.797	53-138-191--3.6	116-4	111	93	2	57	464	8.8

12

J'VON McCORMICK

6-0 • 175

Jr. • G

New Orleans, La.

(Lee College)



2017-18 (Sophomore at Lee): Averaged 18.5 points, 6.4 assists and 5.3 rebounds in 28 games for the Runnin' Rebels ... started all 28 games ... was the third-highest scorer in the Region XIV Athletic Conference ... had 180 assists - the third-most in the region ... also added 44 steals ... knocked down 127 free throws.

2016-17 (Freshman at Lee): Averaged 4.9 points, 2.1 assists and 2.0 rebounds in 31 games for the Runnin' Rebels ... started seven games ... totaled 62 rebounds, including 23 offensive ... racked up 64 assists and contributed 39 steals.

HIGH SCHOOL AND PERSONAL DATA: Known for quickness and ability to create off the bounce ... fast guard to push the tempo and guard opposing team's primary ball-handlers ... scored over 2,000 points for Mayde Creek High School (Texas) ... earned the 2016 19-6A Offensive MVP ... was a member of the all-conference team ... earned the newcomer of the year award as a freshman ... played for coach Darius Barnes Jr. and C.O.G Elite ... also played for coach Tim Schumacher and Houston Hoops ... son of Carol McCormick ... has two brothers, Brad and Troy ... enrolled in the Harbert College of Business.

MCCORMICK'S MISCELLANEOUS STATS		
	2018-19	Career
Games with 10+ Pts	1	1
Games with 20+ Pts	0	0
Games 5+ 3s	0	0
Games with 5+ Reb	0	0
Games with 10+ Reb	0	0
Games with 5+ Ast	0	0
Games with 10+ Ast	0	0
Games with 5+ Blk	0	0
Games with 5+ Stl	0	0
Double-Doubles	0	0

MEASURABLES AND BAM TESTING RESULTS

Vertical Jump	34"
Approach Vertical	41.5"
3/4 Court Spring	3.091
Reaction Shuttle	3.033
Lane Agility Drill	11.252
185 lb Bench	6

CAREER HIGHS

Points	14 at NC State (12/19/18)
Rebounds	4 (2x) last at Texas A&M (1/16/19)
Field Goals	6 at NC State (12/19/18)
Field Goals Att.	7 at NC State (12/19/18)
3-Pt. Field Goals	2 vs. Arizona (11/21/18)
3-Pt. Field Goals Att.	2 (2x) last vs. Arizona (11/21/18)
Free Throws	2 (2x) last at South Carolina (1/22/19)
Free Throws Att.	4 (2x) last at NC State (12/19/18)
Assists	4 (2x) last at Texas A&M (1/16/19)
Blocks	-
Steals	3 (4x) vs. North Florida (12/29/18)
Minutes	22 vs. Mississippi College (11/14/18)

2018-19 MCCORMICK GAME-BY-GAME

Opp.	Start	Min.	FG-A	3FG-A	FT-A	O-D-T	PF	A	TO	BLK	STL	PTS
S. Alabama	17	2-5	1-2	0-0	2-0-2	3	2	2	0	2	5	
Washington	8	1-4	0-1	0-0	0-1-1	2	2	0	0	0	2	
Miss. Col.	22	3-5	0-1	1-4	1-3-4	0	1	1	0	3	7	
Xavier	4	0-0	0-0	0-0	0-0-0	0	0	1	0	0	0	
Duke	3	0-0	0-0	0-0	1-0-1	1	2	0	0	0	0	
Arizona	15	2-2	2-2	0-0	0-0-0	2	1	3	0	1	6	
St. Peter's	10	0-0	0-0	0-0	0-0-0	1	1	0	0	0	0	
UNCA	-dnp-											
Dayton	11	1-1	0-0	0-0	0-0-0	0	1	0	0	0	2	
UAB	10	0-0	0-0	0-0	0-0-0	2	1	0	0	0	0	
NC State	17	6-7	0-0	2-4	2-0-2	2	3	1	0	3	14	
Murray St.	13	2-4	1-1	0-0	0-0-0	1	2	3	0	3	5	
North Fla.	16	1-3	0-0	1-2	0-1-1	0	4	1	0	3	3	
Ole Miss	6	0-1	0-0	0-0	0-1-1	0	0	1	0	0	0	
Georgia	13	1-1	0-0	0-0	0-0-0	1	1	0	0	0	2	
Texas A&M	14	3-6	0-1	0-0	2-2-4	0	4	0	1	0	6	
Kentucky	8	0-2	0-0	0-0	1-0-1	2	1	1	0	0	0	
S. Carolina	9	0-2	0-0	2-2	0-0-0	0	1	0	0	0	2	
Miss. St.												
Missouri												
Alabama												
Florida												
LSU												
Ole Miss												
Vanderbilt												
Arkansas												
Kentucky												
Georgia												
Miss. St.												
Alabama												
Tennessee												

MCCORMICK'S CAREER STATISTICS

Year	GP-GS	Min-Avg	FG-FGA	Pct	3FG-A	Pct	FT-FTA	Pct	Off-Def-Tot--Avg	PF-FO	Ast	TO	Blk	Stl	Pts	Avg
2018-19	17-0	196-11.5	22-43	.512	4-8	.500	6-12	.500	9-8-17--1.0	17-0	27	14	1	15	54	3.2
TOTAL	17-0	196-11.5	22-43	.512	4-8	.500	6-12	.500	9-8-17--1.0	17-0	27	14	1	15	54	3.2

20



MYLES PARKER

6-8 • 200

Fr. • F

Madison, Ala.

(Madison Academy)

HIGH SCHOOL AND PERSONAL DATA: Played high school ball at Madison Academy and Hargrave Military Academy ... was a three-time all-state player and was named the region's player of the year ... helped lead the Mustangs to the Class 4A semifinals after back-to-back 3A titles ... averaged 16.9 points, 6.8 rebounds, 2.5 assists and 1.1 steals during 2016-17 season ... selected for the Alabama-Mississippi All-Star Game ... played for Team Thadd and Team Carroll during AAU circuit ... chose Auburn over UNC Asheville, North Alabama, Presbyterian and Campbell ... son of Marlowe and Jennifer Parker ... has two siblings: Markayla and Makiyah Parker ... enrolled in the College of Liberal Arts.

CAREER HIGHS

Points	2 vs. Mississippi College (11/14/18)
Rebounds	1 at Texas A&M (1/16/19)
Field Goals	1 (2x) last vs. North Florida (12/29/18)
Field Goals Att.	2 (3x) last vs. Saint Peter's (11/28/18)
3-Pt. Field Goals	-
3-Pt. Field Goals Att.	1 (4x) last vs. UNC Asheville (12/4/18)
Free Throws	1 vs. South Alabama (11/6/18)
Free Throws Att.	2 vs. South Alabama (11/6/18)
Assists	-
Blocks	-
Steals	1 vs. Saint Peter's (11/28/18)
Minutes	6 vs. UNC Asheville (12/4/18)

2018-19 PARKER GAME-BY-GAME

Opp.	Start	Min.	FG-A	3FG-A	FT-A	O-D-T	PF	A	TO	BLK	STL	PTS
S. Alabama		4	0-2	0-1	1-2	0-0-0	0	0	0	0	0	1
Washington		2	0-1	0-1	0-1	0-0-0	0	0	1	0	0	0
Miss. Col.		3	1-2	0-0	0-0	0-0-0	1	0	1	0	0	2
Xavier		-	-	-	-	-	-	-	-	-	-	-
Duke		-	-	-	-	-	-	-	-	-	-	-
Arizona		-	-	-	-	-	-	-	-	-	-	-
St. Peter's		3	0-2	0-1	0-0	0-0-0	0	0	0	0	1	0
UNCA		6	0-1	0-1	0-0	0-0-0	2	0	1	0	0	0
Dayton		-	-	-	-	-	-	-	-	-	-	-
UAB		-	-	-	-	-	-	-	-	-	-	-
NC State		-	-	-	-	-	-	-	-	-	-	-
Murray St.		-	-	-	-	-	-	-	-	-	-	-
North Fla.		2	1-1	0-0	0-0	0-0-0	1	0	0	0	0	2
Ole Miss		-	-	-	-	-	-	-	-	-	-	-
Georgia		-	-	-	-	-	-	-	-	-	-	-
Texas A&M		1	0-0	0-0	0-0	0-1-1	0	0	0	0	0	0
Kentucky		-	-	-	-	-	-	-	-	-	-	-
S. Carolina		1	0-0	0-0	0-0	0-0-0	0	0	0	0	0	0
Miss. St.		-	-	-	-	-	-	-	-	-	-	-
Missouri		-	-	-	-	-	-	-	-	-	-	-
Alabama		-	-	-	-	-	-	-	-	-	-	-
Florida		-	-	-	-	-	-	-	-	-	-	-
LSU		-	-	-	-	-	-	-	-	-	-	-
Ole Miss		-	-	-	-	-	-	-	-	-	-	-
Vanderbilt		-	-	-	-	-	-	-	-	-	-	-
Arkansas		-	-	-	-	-	-	-	-	-	-	-
Kentucky		-	-	-	-	-	-	-	-	-	-	-
Georgia		-	-	-	-	-	-	-	-	-	-	-
Miss. St.		-	-	-	-	-	-	-	-	-	-	-
Alabama		-	-	-	-	-	-	-	-	-	-	-
Tennessee		-	-	-	-	-	-	-	-	-	-	-


PARKER'S MISCELLANEOUS STATS

	2018-19	Career
Games with 10+ Pts	0	0
Games with 20+ Pts	0	0
Games 5+ 3s	0	0
Games with 5+ Reb	0	0
Games with 10+ Reb	0	0
Games with 5+ Ast	0	0
Games with 10+ Ast	0	0
Games with 5+ Blk	0	0
Games with 5+ Stl	0	0
Double-Doubles	0	0

PARKER'S CAREER STATISTICS

Year	GP-GS	Min-Avg	FG-FGA	Pct	3FG-A	Pct	FT-FTA	Pct	Off-Def-Tot--Avg	PF-FO	Ast	TO	Blk	Stl	Pts	Avg
2018-19	8-0	22-2.8	2-10	.200	0-4	.000	1-3	.333	0-1-1--0.1	5-0	0	3	0	1	5	0.6
TOTAL	8-0	22-2.8	2-10	.200	0-4	.000	1-3	.333	0-1-1--0.1	5-0	0	3	0	1	5	0.6

22



WILL MACOY

6-4 • 200

Jr. • G

Birmingham, Ala.
(Vestavia Hills HS)

2017-18 (Sophomore): Averaged 0.2 points and 0.3 rebounds per game in 1.7 minutes per game off the bench ... appeared in 10 games ... grabbed first rebound of the season vs. Indiana State ... scored first point of the campaign on a free throw against UConn ... played a season-high 4 minutes vs. Cornell ... made 4 appearances on the court during SEC play, including a span of 3 straight games vs. Georgia, Missouri and LSU ... buried a free throw and pulled down a rebound in 2 minutes against LSU ... made 2 postseason appearances, including 2 minutes in the NCAA Tournament vs. Clemson ... Academic Top Tiger.

HIGH SCHOOL AND PERSONAL DATA: Three-year letterman in basketball at Vestavia Hills High School under coach George Hatchett ... two-time All-Over the Mountain team ... team captain as a senior in 2015-16 ... 2015 Birmingham Fall League MVP, scoring a league record 50 points in the championship game en route to winning the title ... Birmingham Tip-Off Club player of the week in March 2016 ... two-time state champion in the javelin ... Wendy's Heisman School winner and state finalist in 2015 ... in the National Honor Society, Student Government Association and the Relay for Life committee ... full name is Will Macoy ... son of Coy and Adrienne Macoy ... his father ran cross country and track at Georgia Tech while his mother ran cross country and track at UAB ... older brother, Mac, is a junior at Florida in 2016-17 who runs cross country and track ... younger brother, Hollis, a sophomore on the Vestavia Hills basketball team ... studying in Ginn College of Engineering.

CAREER HIGHS

Points	8 vs. Coastal Carolina (12/15/16)
Rebounds	1 (3x) last vs. Cornell (12/30/17)
Field Goals	3 vs. Coastal Carolina (12/15/16)
Field Goals Att.	5 vs. Coastal Carolina (12/15/16)
3-Pt. Field Goals	2 vs. Coastal Carolina (12/15/16)
3-Pt. Field Goals Att.	4 vs. Coastal Carolina (12/15/16)
Free Throws	2 vs. Saint Peter's (11/28/18)
Free Throws Att.	3 vs. Saint Peter's (11/28/18)
Assists	-
Blocks	1 (2x) last vs. North Florida (12/29/18)
Steals	1 (3x) last vs. North Florida (12/29/18)
Minutes	5 vs. Coastal Carolina (12/15/16)

2018-19 MACOY GAME-BY-GAME

Opp.	Start	Min.	FG-A	3FG-A	FT-A	O-D-T	PF	A	TO	BLK	STL	PTS
S. Alabama		2	0-0	0-0	0-0	0-0-0	0	0	0	0	1	0
Washington		2	0-0	0-0	0-0	0-0-0	0	0	0	0	1	0
Miss. Col.		3	0-1	0-1	1-2	0-0-0	0	0	0	0	0	1
Xavier		-dnp-										
Duke		-dnp-										
Arizona		-dnp-										
St. Peter's		4	0-2	0-1	2-3	0-0-0	0	0	0	0	0	2
UNCA		3	0-1	0-1	0-0	0-0-0	0	0	0	1	0	0
Dayton		-dnp-										
UAB		-dnp-										
NC State		-dnp-										
Murray St.		-dnp-										
North Fla.		2	1-1	0-0	0-0	0-0-0	1	0	0	1	1	2
Ole Miss		-dnp-										
Georgia		-dnp-										
Texas A&M		1	0-0	0-0	0-0	0-0-0	0	0	0	0	0	0
Kentucky		-dnp-										
S. Carolina		-dnp-										
Miss. St.												
Missouri												
Alabama												
Florida												
LSU												
Ole Miss												
Vanderbilt												
Arkansas												
Kentucky												
Georgia												
Miss. St.												
Alabama												
Tennessee												

MACOY'S MISCELLANEOUS STATS

	2016-17	2017-18	2018-19	Career
Games with 10+ Pts	0	0	0	0
Games with 20+ Pts	0	0	0	0
Games 5+ 3s	0	0	0	0
Games with 5+ Reb	0	0	0	0
Games with 10+ Reb	0	0	0	0
Games with 5+ Ast	0	0	0	0
Games with 10+ Ast	0	0	0	0
Games with 5+ Blk	0	0	0	0
Games with 5+ Stl	0	0	0	0
Double-Doubles	0	0	0	0

MACOY'S CAREER STATISTICS

Year	GP-GS	Min-Avg	FG-FGA	Pct	3FG-A	Pct	FT-FTA	Pct	Off-Def-Tot--Avg	PF-FO	Ast	TO	Blk	Stl	Pts	Avg
2016-17	4-0	7-1.8	3-6	.500	2-5	.400	0-0	.000	0-1-1--0.3	0-0	0	0	0	1	8	2.0
2017-18	10-0	17-1.7	0-5	.000	0-3	.000	2-4	.500	1-2-3--0.3	2-0	0	0	0	0	2	0.2
2018-19	7-0	17-2.4	1-5	.200	0-3	.000	3-5	.600	0-0-0--0.0	0-0	0	0	2	2	5	0.7
TOTAL	21-0	41-2.0	4-16	.250	2-11	.182	5-9	.556	1-3-4--0.2	2-0	0	0	2	3	15	0.7

24



ANFERNEE McLEMORE

6-7 • 220

Jr. • F

Warwick, Ga.

(Worth County HS)

2017-18 (Sophomore): Named to the SEC All-Defensive Team ... averaged 7.4 points, 5.3 rebounds, 2.7 blocks, 0.7 steals and 0.5 assists per game in 19.4 minutes per game ... led the SEC and ranked 12th in the country with 2.7 blocks per tilt ... totaled 73 blocks, which tied for 5th in single-season program history and was the most by a player since 2002-03 ... moved into top 10 in career swats in the Auburn record books ... produced the most blocks by any player in the country to play in less than 30 games ... despite not playing for the final month of the season, he finished third in the SEC in total rejections, just 5 behind the leader ... paced the Tigers to set a program record with 180 blocks, the most in a season all-time ... tied for team lead with 3 double-doubles ... had 9 games in double figures and 4 games of 10+ rebounds ... hit a 3-pointer in 12 games after making only 1 in his career prior to the season ... knocked in multiple 3s in 4 games ... shot over 44% from behind the arc in league contests ... team was 7-2 when he scored in double figures and 4-0 when he pulled down double-digit rebounds ... had 14 blocks in the first 4 games of the season and averaged 10 points and 5 rebounds in that span ... matched a career-best with 19 points to go along with 7 rebounds and 5 blocks while going 7-of-11 from the floor vs. Temple ... racked up a pair of double-doubles over a span of 3 games ... first double-double was 12 points and 13 rebounds at Dayton, while the second came against Gardner-Webb where he poured in 17 points and 11 rebounds ... also shot a career-best 4-for-4 from 3-point land vs. Gardner-Webb ... was inserted into starting lineup against George Mason and started the rest of his games played ... was a perfect 5-of-5 for 13 points and 9 rebounds vs. Ole Miss ... set top career mark with 6 blocks against Gardner-Webb and at Missouri ... tallied a double-double with 13 points and 11 rebounds vs. Kentucky ... suffered season-ending injury at South Carolina and missed the final 7 games ... Academic Top Tiger ... member of the prestigious Southeastern Conference Men's Basketball Leadership Council.

HIGH SCHOOL AND PERSONAL DATA: Rated as a four-star prospect by ESPN ... rated as a 3-star by 247Sports, Rivals and Scout ... averaged 15.6 points, 11.2 rebounds and 6.9 blocks per game for Worth County as a senior in 2015-16 under coach Connie Mays ... three-time selection to the Albany Herald's Super Six as a sophomore, junior and senior ... the Rams finished in a three-way tie for first in the Georgia High School Region 14A standings ... averaged 19 points, 11.8 rebounds and 6.4 blocks per game for Worth County as a junior in 2014-15, recording several triple-doubles ... two-time All-Area selection by the Albany Herald ... started for the Rams each of his four years in high school ... Georgia Class 4A Sophomore of the Year by Hoopseen ... had a 4.0 GPA in advanced classes and was accepted by the Massachusetts Institute of Technology ... scored a 1670 on his SAT ... had considered Yale, Brown, Oregon State, Stanford and Georgia Tech ... son of Cinderella Lewis and Feron McLemore ... studying in Harbert College of Business ... signed national letter of intent on Nov. 11, 2015.

McLEMORE'S MISCELLANEOUS STATS

	2016-17	2017-18	2018-19	Career
Games with 10+ Pts	4	9	5	18
Games with 20+ Pts	0	0	0	0
Games 5+ 3s	0	0	0	0
Games with 5+ Reb	16	14	10	41
Games with 10+ Reb	1	4	1	7
Games with 5+ Ast	0	0	0	0
Games with 10+ Ast	0	0	0	0
Games with 5+ Blk	0	6	0	6
Games with 5+ Stl	0	0	0	0
Double-Doubles	0	3	0	3

MEASURABLES AND BAM TESTING RESULTS

Wingspan	7'0"
Reach	8'8.5"
Hand	10"
Vertical Jump	34.5"
Approach Vertical	42"
3/4 Court Sprint	3.230
Reaction Shuttle	2.933
Lane Agility Drill	10.786
185 lb Bench	17

CAREER HIGHS

Points	19 (3x) last vs. Saint Peter's (11/28/18)
Rebounds	13 at Dayton (11/29/17)
Field Goals	8 (2x) last vs. Saint Peter's (11/28/18)
Field Goals Att.	13 vs. Saint Peter's (11/28/18)
3-Pt. Field Goals	4 vs. Gardner-Webb (12/6/17)
3-Pt. Field Goals Att.	5 vs. Saint Peter's (11/28/18)
Free Throws	7 at LSU (2/21/17)
Free Throws Att.	8 (2x) last vs. North Florida (12/29/18)
Assists	2 (3x) last vs. Gardner-Webb (12/6/17)
Blocks	6 (2x) last at Missouri (1/24/18)
Steals	4 vs. North Florida (12/29/18)
Minutes	30 vs. Kentucky (2/14/18)

2018-19 McLEMORE GAME-BY-GAME

Opp.	Start	Min.	FG-A	3FG-A	FT-A	O-D-T	PF	A	TO	BLK	STL	PTS
S. Alabama *	*	21	5-7	0-2	1-3	3-5-8	4	1	1	3	0	11
Washington *	*	24	2-6	1-3	1-2	2-2-4	1	1	0	1	1	6
Miss. Col. *	*	19	1-6	0-2	5-7	1-6-7	2	0	0	3	1	7
Xavier *	*	21	2-5	1-4	1-1	3-1-4	5	0	0	2	1	6
Duke *	*	21	2-9	0-2	0-0	5-7-12	1	0	0	1	0	4
Arizona *	*	14	0-3	0-2	0-1	1-1-2	2	0	1	1	1	0
St. Peter's *	*	18	8-13	3-5	0-0	2-3-5	3	0	1	2	3	19
UNCA *	*	19	2-5	0-1	1-2	1-1-2	3	0	3	3	3	5
Dayton *	*	18	3-6	0-3	0-0	0-1-1	2	0	1	2	1	6
UAB *	*	24	2-3	1-2	0-0	1-4-5	0	0	1	1	0	5
NC State *	*	13	0-1	0-1	0-1	0-0-0	1	0	1	0	0	0
Murray St.		11	2-2	1-1	0-0	1-0-1	3	0	1	1	1	5
North Fla.		22	3-7	0-2	5-8	4-4-8	3	0	2	2	4	11
Ole Miss		13	0-3	0-0	0-0	0-5-5	5	0	0	2	1	0
Georgia		26	7-10	0-2	1-2	2-7-9	3	1	2	2	0	15
Texas A&M		19	5-8	3-4	0-0	3-3-6	4	0	1	2	0	13
Kentucky *	*	17	0-3	0-2	2-4	0-1-1	5	0	0	1	0	2
S. Carolina *	*	18	3-4	0-1	0-0	1-5-6	5	0	2	2	1	6
Miss. St.												
Missouri												
Alabama												
Florida												
LSU												
Ole Miss												
Vanderbilt												
Arkansas												
Kentucky												
Georgia												
Miss. St.												
Alabama												
Tennessee												

McLEMORE'S CAREER STATISTICS

Year	GP-GS	Min-Avg	FG-FGA	Pct	3FG-A	Pct	FT-FTA	Pct	Off-Def-Tot--Avg	PF-FO	Ast	TO	Blk	Stl	Pts	Avg
2016-17	32-1	483-15.1	69-101	.683	1-1	1.000	35-58	.603	54-89-143--4.5	76-0	5	28	37	13	174	5.4
2017-18	27-21	525-19.4	74-139	.532	18-46	.391	35-48	.729	49-93-142--5.3	70-1	14	24	73	20	201	7.4
2018-19	18-13	338-18.8	47-101	.465	10-39	.256	17-31	.548	30-56-86--4.8	52-4	3	17	31	18	121	6.7
TOTAL	77-35	1346-17.5	190-341	.557	29-86	.337	87-137	.635	133-238-371--4.8	198-5	22	69	141	51	496	6.4

41

COLE BLACKSTOCK

6-9 • 220

Sr. • F

Killen, Ala.

(Brooks HS)



2017-18 (Junior): Averaged 0.3 points, 0.3 rebounds and 0.1 blocks per game in 1.5 minutes per game off the bench ... was a perfect 4-for-4 from the charity stripe ... first action of the season came in the season opener against Norfolk State where he pulled down a rebound in 2 minutes of action ... buried a pair of free throws in 3 minutes vs. Cornell ... logged 5 appearances in SEC play, including the final 3 games of the regular season ... knocked down 2 shots from the charity stripe and grabbed a rebound vs. LSU ... made 2 appearances in postseason play, including in the NCAA Tournament against Clemson.

HIGH SCHOOL AND PERSONAL DATA: Four-year letterman in basketball ... averaged 17 points, and 8 rebounds per game as a senior at Brooks High School under coach Brian Wright ... played four games as a junior before season-ending injury ... averaged 8 points and 4.5 rebounds per game as a sophomore ... full name is Cole Edward Blackstock ... son of Eric Blackstock and Kristi Blackstock ... has two sisters, Jessi and Erica ... studying in Ginn College of Engineering.

CAREER HIGHS

Points	3 vs. Vanderbilt (2/13/16)
Rebounds	2 vs. Coastal Carolina (12/15/16)
Field Goals	1 vs. Vanderbilt (2/13/16)
Field Goals Att.	1 (3x) last vs. Saint Peter's (11/28/18)
3-Pt. Field Goals	-
3-Pt. Field Goals Att.	-
Free Throws	2 (4x) last vs. North Florida (12/29/18)
Free Throws Att.	2 (4x) last vs. North Florida (12/29/18)
Assists	-
Steals	-
Blocks	1 (3x) last vs. North Florida (12/29/18)
Minutes	5 vs. Mississippi College (11/14/18)

2018-19 BLACKSTOCK GAME-BY-GAME

Opp.	Start	Min.	FG-A	3FG-A	FT-A	O-D-T	PF	A	TO	BLK	STL	PTS
S. Alabama		2	0-0	0-0	0-0	0-0-0	1	0	0	0	0	0
Washington		2	0-0	0-0	0-0	0-0-0	1	0	0	0	0	0
Miss. Col.		5	0-1	0-0	0-0	0-2-2	2	0	0	1	0	0
Xavier		-dnp-										
Duke		-dnp-										
Arizona		-dnp-										
St. Peter's		4	0-1	0-0	1-2	1-1-2	0	0	0	0	0	1
UNCA		2	0-0	0-0	0-0	0-0-0	0	0	0	0	0	0
Dayton		-dnp-										
UAB		-dnp-										
NC State		-dnp-										
Murray St.		-dnp-										
North Fla.		3	0-0	0-0	2-2	0-0-0	0	0	0	1	0	2
Ole Miss		-dnp-										
Georgia		-dnp-										
Texas A&M		-dnp-										
Kentucky		-dnp-										
S. Carolina		-dnp-										
Miss. St.		-dnp-										
Missouri		-dnp-										
Alabama		-dnp-										
Florida		-dnp-										
LSU		-dnp-										
Ole Miss		-dnp-										
Vanderbilt		-dnp-										
Arkansas		-dnp-										
Kentucky		-dnp-										
Georgia		-dnp-										
Miss. St.		-dnp-										
Alabama		-dnp-										
Tennessee		-dnp-										

BLACKSTOCK'S MISCELLANEOUS STATS

	2015-16	2016-17	2017-18	2018-19	Career
Games with 10+ Pts	0	0	0	0	0
Games with 20+ Pts	0	0	0	0	0
Games 5+ 3s	0	0	0	0	0
Games with 5+ Reb	0	0	0	0	0
Games with 10+ Reb	0	0	0	0	0
Games with 5+ Ast	0	0	0	0	0
Games with 10+ Ast	0	0	0	0	0
Games with 5+ Blk	0	0	0	0	0
Games with 5+ Stl	0	0	0	0	0
Double-Doubles	0	0	0	0	0

BLACKSTOCK'S CAREER STATISTICS

Year	GP-GS	Min-Avg	FG-FGA	Pct	3FG-A	Pct	FT-FTA	Pct	Off-Def-Tot--Avg	PF-FO	Ast	TO	Blk	Stl	Pts	Avg
2015-16	5-0	9-1.8	1-1	1.000	0-0	.000	3-3	1.000	0-0-0--0.0	2-0	0	0	0	0	5	1.0
2016-17	3-0	4-1.3	0-0	.000	0-0	.000	0-0	.000	0-2-2--0.7	2-0	0	0	0	0	0	0.0
2017-18	13-0	19-1.5	0-0	.000	0-0	.000	4-4	1.000	0-4-4--0.3	5-0	0	0	1	0	4	0.3
2018-19	6-0	18-3.0	0-2	.000	0-0	.000	3-4	.750	1-3-4--0.7	4-0	0	0	2	0	3	0.5
TOTAL	27-0	50-1.9	1-3	.333	0-0	.000	10-11	.909	1-9-10--0.4	13-0	0	0	3	0	12	0.4

LAST TIME VS. MISSISSIPPI STATE



Official Basketball Box Score -- Game Totals -- Final Statistics
 Auburn vs Mississippi State
 01-13-18 2:30 p.m. at Starkville, Miss. (Humphrey Coliseum)



Auburn 76 • 16-1, 4-0

#	Player		Total		3-Ptr	Rebounds			PF	TP	A	TO	Blk	Stl	Min
			FG-FGA	FG-FGA	FT-FTA	Off	Def	Tot							
24	MCLEMORE, Anfernee	f	0-1	0-0	0-0	0	1	1	1	0	0	1	1	0	12
01	HARPER, Jared	g	2-7	1-3	7-7	0	4	4	3	12	4	2	0	1	29
02	BROWN, Bryce	g	6-13	5-8	6-8	0	2	2	2	23	1	0	0	1	33
05	HERON, Mustapha	g	5-13	0-4	4-6	1	4	5	1	14	0	2	0	1	29
13	MURRAY, Desean	g	3-10	1-3	7-8	3	6	9	3	14	0	1	1	3	26
00	SPENCER, Horace		0-2	0-0	1-2	1	4	5	3	1	2	0	1	1	25
04	OKEKE, Chuma		1-4	0-0	0-1	3	2	5	2	2	0	0	0	0	17
10	MITCHELL, Davion		1-4	0-0	0-0	1	2	3	3	2	1	0	0	0	18
14	DUNBAR, Malik		3-6	2-3	0-0	0	3	3	1	8	0	0	0	0	11
Team						1	1	2				1			
Totals			21-60	9-21	25-32	10	29	39	19	76	8	7	3	7	200

FG % 1st Half:	8-30	26.7%	2nd half:	13-30	43.3%	Game:	21-60	35.0%	Deadball
3FG % 1st Half:	3-11	27.3%	2nd half:	6-10	60.0%	Game:	9-21	42.9%	Rebounds
FT % 1st Half:	5-8	62.5%	2nd half:	20-24	83.3%	Game:	25-32	78.1%	4

Mississippi State 68 • 13-4, 1-3

#	Player		Total		3-Ptr	Rebounds			PF	TP	A	TO	Blk	Stl	Min
			FG-FGA	FG-FGA	FT-FTA	Off	Def	Tot							
24	Abdul Ado	f	4-5	0-0	2-4	3	8	11	3	10	0	1	2	2	31
35	Aric Holman	f	4-9	1-3	2-2	1	5	6	3	11	0	2	2	0	29
00	Nick Weatherspoon	g	3-10	0-3	4-6	0	3	3	4	10	3	0	0	0	28
11	Q Weatherspoon	g	5-13	2-7	2-2	0	4	4	4	14	3	2	1	0	33
23	Tyson Carter	g	3-8	1-5	0-0	0	3	3	1	7	0	1	0	0	23
01	Lamar Peters		4-7	1-2	1-2	1	2	3	5	10	1	4	1	1	21
02	Eli Wright		0-2	0-0	0-0	1	0	1	1	0	2	1	0	0	8
03	Xavian Stapleton		0-4	0-3	4-6	1	4	5	2	4	0	0	1	0	19
45	E.J. Datcher		1-1	0-0	0-0	1	0	1	1	2	1	0	1	0	8
Team						2	3	5				1			
Totals			24-59	5-23	15-22	10	32	42	24	68	10	12	8	3	200

FG % 1st Half:	13-32	40.6%	2nd half:	11-27	40.7%	Game:	24-59	40.7%	Deadball
3FG % 1st Half:	3-13	23.1%	2nd half:	2-10	20.0%	Game:	5-23	21.7%	Rebounds
FT % 1st Half:	6-9	66.7%	2nd half:	9-13	69.2%	Game:	15-22	68.2%	3

Officials: Pat Adams, Joe Lindsay, Wil Howard

Technical fouls: Auburn-None. Mississippi State-None.

Attendance: 8443

Score by periods	1st	2nd	Total
Auburn	24	52	76
Mississippi State	35	33	68

SEASON STATS



Auburn Basketball
 Auburn Combined Team Statistics (as of Jan 22, 2019)
 All games



Overall record: 13-5 Conf: 2-3 Home: 9-1 Away: 2-3 Neutral: 2-1

#	Player	gp-gs	min	avg	Total		3-Point		F-Throw		Rebounds				pf	dq	a	to	blk	stl	pts	avg	
					fg-fga	fg%	3fg-fga	3fg%	ft-fa	ft%	off	def	tot	avg									
02	BROWN, Bryce	18-18	561	31.2	97-224	.433	65-163	.399	45-55	.818	9	29	38	2.1	29	0	41	37	2	19	304	16.9	
01	HARPER, Jared	18-18	608	33.8	87-222	.392	48-124	.387	54-66	.818	7	46	53	2.9	26	0	118	40	0	18	276	15.3	
50	WILEY, Austin	15-5	261	17.4	61-105	.581	0-3	.000	40-65	.615	35	57	92	6.1	40	1	1	23	28	4	162	10.8	
05	OKEKE, Chuma	18-18	518	28.8	71-148	.480	19-63	.302	21-31	.677	51	60	111	6.2	42	1	39	33	22	31	182	10.1	
10	DOUGHTY, Samir	18-18	433	24.1	53-109	.486	23-52	.442	21-22	.955	24	40	64	3.6	40	1	36	27	0	24	150	8.3	
04	DUNBAR, Malik	18-0	315	17.5	54-113	.478	23-61	.377	16-24	.667	16	51	67	3.7	35	1	11	14	8	22	147	8.2	
24	MCLEMORE, Anfernee	18-13	338	18.8	47-101	.465	10-39	.256	17-31	.548	30	56	86	4.8	52	4	3	17	31	18	121	6.7	
00	SPENCER, Horace	18-0	265	14.7	33-73	.452	1-12	.083	15-30	.500	48	44	92	5.1	45	3	9	17	10	12	82	4.6	
12	MCCORMICK, J'Von	17-0	196	11.5	22-43	.512	4-8	.500	6-12	.500	9	8	17	1.0	17	0	27	14	1	15	54	3.2	
03	PURIFOY, Danjel	6-0	54	9.0	4-17	.235	1-7	.143	1-3	.333	4	3	7	1.2	6	0	3	4	0	4	10	1.7	
22	MACOY, Will	7-0	17	2.4	1-5	.200	0-3	.000	3-5	.600	0	0	0	0.0	0	0	0	0	2	2	5	0.7	
14	COOK, Preston	6-0	8	1.3	2-4	.500	0-1	.000	0-0	.000	2	1	3	0.5	1	0	1	0	0	1	4	0.7	
33	MAASDORP, Chase	6-0	16	2.7	1-5	.200	1-2	.500	1-4	.250	1	0	1	0.2	2	0	0	2	0	1	4	0.7	
20	PARKER, Myles	8-0	22	2.8	2-10	.200	0-4	.000	1-3	.333	0	1	1	0.1	5	0	0	3	0	1	5	0.6	
41	BLACKSTOCK, Cole	6-0	18	3.0	0-2	.000	0-0	.000	3-4	.750	1	3	4	0.7	4	0	0	0	2	0	3	0.5	
21	WILLIAMS, Devontae	5-0	9	1.8	0-1	.000	0-1	.000	0-0	.000	0	0	0	0.0	1	0	0	1	0	0	0	0.0	
54	COLLIER, Thomas	6-0	10	1.7	0-2	.000	0-0	.000	0-0	.000	1	0	1	0.2	1	0	0	1	0	0	0	0.0	
Team											33	25	58		2		3						
Total.....		0	3649		535-1184	.452	195-543	.359	244-355	.687	271	424	695	0.0	348	11	289	236	106	172	1509	0.0	
Opponents.....		0	3648		411-969	.424	145-414	.350	259-370	.700	194	428	622	0.0	330	-	214	343	68	109	1226	0.0	

TEAM STATISTICS

	AU	OPP	Date	Opponent	Score	Att.
SCORING	1509	1226	11/06/18	SOUTH ALABAMA	w 101-58	7754
Points per game	83.8	68.1	11/09/18	WASHINGTON	w 88-66	9121
Scoring margin	+15.7	-	11/14/18	MISSISSIPPI COLLEGE	w 103-52	6959
FIELD GOALS-ATT	535-1184	411-969	11/19/18	vs Xavier	Wot 88-79	2400
Field goal pct	.452	.424	11/20/18	vs Duke	L 72-78	2400
3 POINT FG-ATT	195-543	145-414	11/21/18	vs Arizona	w 73-57	2400
3-point FG pct	.359	.350	11/28/18	SAINT PETER'S	w 99-49	7162
3-pt FG made per game	10.8	8.1	12/04/18	UNC ASHEVILLE	w 67-41	7121
FREE THROWS-ATT	244-355	259-370	12/08/18	DAYTON	w 82-72	8365
Free throw pct	.687	.700	12/15/18	at UAB	Wot 75-71	15856
F-Throws made per game	13.6	14.4	12/19/18	at NC State	L 71-78	17793
REBOUNDS	695	622	12/22/18	MURRAY STATE	w 93-88	8356
Rebounds per game	38.6	34.6	12/29/18	NORTH FLORIDA	w 95-49	8450
Rebounding margin	+4.1	-	* 01/09/19	at Ole Miss	L 67-82	8241
ASSISTS	289	214	* 01/12/19	GEORGIA	w 93-78	9121
Assists per game	16.1	11.9	* 01/16/19	at Texas A&M	w 85-66	8730
TURNOVERS	236	343	* 01/19/19	KENTUCKY	L 80-82	9121
Turnovers per game	13.1	19.1	* 01/22/19	at South Carolina	L 77-80	13857
Turnover margin	+5.9	-	* - Conference game			
Assist/turnover ratio	1.2	0.6				
STEALS	172	109				
Steals per game	9.6	6.1				
BLOCKS	106	68				
Blocks per game	5.9	3.8				
ATTENDANCE	81530	71677				
Home games-Avg/Game	10-8153	5-12895				
Neutral site-Avg/Game	-	3-2400				

Score by Periods	1st	2nd	OT	Totals
Auburn	705	781	23	1509
Opponents	560	656	10	1226

SEC STATS



Auburn Basketball
 Auburn Combined Team Statistics (as of Jan 22, 2019)
 Conference games only



RECORD:	OVERALL	HOME	AWAY	NEUTRAL
ALL GAMES	2-3	1-1	1-2	0-0
CONFERENCE	2-3	1-1	1-2	0-0
NON-CONFERENCE	0-0	0-0	0-0	0-0

#	Player	gp-gs	min	avg	Total		3-Point		F-Throw		Rebounds				pf	dq	a	to	blk	stl	pts	avg
					fg-fga	fg%	3fg-fga	3fg%	ft-fta	ft%	off	def	tot	avg								
02	BROWN, Bryce	5-5	158	31.6	33-71	.465	24-49	.490	15-16	.938	2	5	7	1.4	6	0	10	13	0	5	105	21.0
01	HARPER, Jared	5-5	177	35.4	27-68	.397	13-39	.333	15-21	.714	2	9	11	2.2	9	0	29	11	0	6	82	16.4
05	OKEKE, Chuma	5-5	148	29.6	17-45	.378	3-17	.176	6-9	.667	14	14	28	5.6	12	0	8	9	4	5	43	8.6
10	DOUGHTY, Samir	5-5	133	26.6	13-31	.419	10-21	.476	2-2	1.000	0	10	10	2.0	10	0	8	5	0	5	38	7.6
04	DUNBAR, Malik	5-0	79	15.8	12-23	.522	5-11	.455	7-10	.700	5	13	18	3.6	14	0	1	2	4	8	36	7.2
24	MCLEMORE, Anfernee	5-2	93	18.6	15-28	.536	3-9	.333	3-6	.500	6	21	27	5.4	22	3	1	5	9	2	36	7.2
50	WILEY, Austin	3-3	50	16.7	5-17	.294	0-1	.000	9-13	.692	9	14	23	7.7	11	0	0	5	3	0	19	6.3
00	SPENCER, Horace	5-0	82	16.4	11-23	.478	0-1	.000	5-9	.556	14	17	31	6.2	19	3	3	6	4	4	27	5.4
03	PURIFOY, Danjel	2-0	27	13.5	2-10	.200	1-4	.250	1-2	.500	2	1	3	1.5	5	0	2	2	0	2	6	3.0
12	MCCORMICK, J'Von	5-0	50	10.0	4-12	.333	0-1	.000	2-2	1.000	3	3	6	1.2	3	0	7	2	1	0	10	2.0
20	PARKER, Myles	2-0	2	1.0	0-0	.000	0-0	.000	0-0	.000	0	1	1	0.5	0	0	0	0	0	0	0	0.0
22	MACOY, Will	1-0	1	1.0	0-0	.000	0-0	.000	0-0	.000	0	0	0	0.0	0	0	0	0	0	0	0	0.0
Team											14	7	21		1			1				
Total.....		5	1000		139-328	.424	59-153	.386	65-90	.722	71	115	186	37.2	112	6	69	61	25	37	402	80.4
Opponents.....		5	1000		125-273	.458	37-105	.352	101-142	.711	55	129	184	36.8	90	-	67	72	25	35	388	77.6

TEAM STATISTICS	AU	OPP	Date	Opponent	Score	Att.
SCORING	402	388	* 01/09/19	at Ole Miss	L 67-82	8241
Points per game	80.4	77.6	* 01/12/19	GEORGIA	W 93-78	9121
Scoring margin	+2.8	-	* 01/16/19	at Texas A&M	W 85-66	8730
FIELD GOALS-ATT	139-328	125-273	* 01/19/19	KENTUCKY	L 80-82	9121
Field goal pct	.424	.458	* 01/22/19	at South Carolina	L 77-80	13857
3 POINT FG-ATT	59-153	37-105	* - Conference game			
3-point FG pct	.386	.352				
3-pt FG made per game	11.8	7.4				
FREE THROWS-ATT	65-90	101-142				
Free throw pct	.722	.711				
F-Throws made per game	13.0	20.2				
REBOUNDS	186	184				
Rebounds per game	37.2	36.8				
Rebounding margin	+0.4	-				
ASSISTS	69	67				
Assists per game	13.8	13.4				
TURNOVERS	61	72				
Turnovers per game	12.2	14.4				
Turnover margin	+2.2	-				
Assist/turnover ratio	1.1	0.9				
STEALS	37	35				
Steals per game	7.4	7.0				
BLOCKS	25	25				
Blocks per game	5.0	5.0				
ATTENDANCE	18242	30828				
Home games-Avg/Game	2-9121	3-10276				
Neutral site-Avg/Game	-	0-0				

Score by Periods	1st	2nd	Totals
Auburn	190	212	402
Opponents	184	204	388

LAST 5 GAMES



Auburn Basketball
 Auburn Combined Team Statistics (as of Jan 22, 2019)
 Last 5 Games



RECORD:	OVERALL	HOME	AWAY	NEUTRAL
ALL GAMES	2-3	1-1	1-2	0-0
CONFERENCE	2-3	1-1	1-2	0-0
NON-CONFERENCE	0-0	0-0	0-0	0-0

#	Player	gp-gs	min	avg	Total		3-Point		F-Throw		Rebounds				pf	dq	a	to	blk	stl	pts	avg
					fg-fga	fg%	3fg-fga	3fg%	ft-fta	ft%	off	def	tot	avg								
02	BROWN, Bryce	5-5	158	31.6	33-71	.465	24-49	.490	15-16	.938	2	5	7	1.4	6	0	10	13	0	5	105	21.0
01	HARPER, Jared	5-5	177	35.4	27-68	.397	13-39	.333	15-21	.714	2	9	11	2.2	9	0	29	11	0	6	82	16.4
05	OKEKE, Chuma	5-5	148	29.6	17-45	.378	3-17	.176	6-9	.667	14	14	28	5.6	12	0	8	9	4	5	43	8.6
10	DOUGHTY, Samir	5-5	133	26.6	13-31	.419	10-21	.476	2-2	1.000	0	10	10	2.0	10	0	8	5	0	5	38	7.6
04	DUNBAR, Malik	5-0	79	15.8	12-23	.522	5-11	.455	7-10	.700	5	13	18	3.6	14	0	1	2	4	8	36	7.2
24	MCLEMORE, Anfernee	5-2	93	18.6	15-28	.536	3-9	.333	3-6	.500	6	21	27	5.4	22	3	1	5	9	2	36	7.2
50	WILEY, Austin	3-3	50	16.7	5-17	.294	0-1	.000	9-13	.692	9	14	23	7.7	11	0	0	5	3	0	19	6.3
00	SPENCER, Horace	5-0	82	16.4	11-23	.478	0-1	.000	5-9	.556	14	17	31	6.2	19	3	3	6	4	4	27	5.4
03	PURIFOY, Danjel	2-0	27	13.5	2-10	.200	1-4	.250	1-2	.500	2	1	3	1.5	5	0	2	2	0	2	6	3.0
12	MCCORMICK, J'Von	5-0	50	10.0	4-12	.333	0-1	.000	2-2	1.000	3	3	6	1.2	3	0	7	2	1	0	10	2.0
20	PARKER, Myles	2-0	2	1.0	0-0	.000	0-0	.000	0-0	.000	0	1	1	0.5	0	0	0	0	0	0	0	0.0
22	MACOY, Will	1-0	1	1.0	0-0	.000	0-0	.000	0-0	.000	0	0	0	0.0	0	0	0	0	0	0	0	0.0
Team											14	7	21		1		1					
Total.....		5	1000		139-328	.424	59-153	.386	65-90	.722	71	115	186	37.2	112	6	69	61	25	37	402	80.4
Opponents.....		5	1000		125-273	.458	37-105	.352	101-142	.711	55	129	184	36.8	90	-	67	72	25	35	388	77.6

TEAM STATISTICS	AU	OPP	Date	Opponent	Score	Att.
SCORING	402	388	* 01/09/19	at Ole Miss	L 67-82	8241
Points per game	80.4	77.6	* 01/12/19	GEORGIA	W 93-78	9121
Scoring margin	+2.8	-	* 01/16/19	at Texas A&M	W 85-66	8730
FIELD GOALS-ATT	139-328	125-273	* 01/19/19	KENTUCKY	L 80-82	9121
Field goal pct	.424	.458	* 01/22/19	at South Carolina	L 77-80	13857
3 POINT FG-ATT	59-153	37-105	* - Conference game			
3-point FG pct	.386	.352				
3-pt FG made per game	11.8	7.4				
FREE THROWS-ATT	65-90	101-142				
Free throw pct	.722	.711				
F-Throws made per game	13.0	20.2				
REBOUNDS	186	184				
Rebounds per game	37.2	36.8				
Rebounding margin	+0.4	-				
ASSISTS	69	67				
Assists per game	13.8	13.4				
TURNOVERS	61	72				
Turnovers per game	12.2	14.4				
Turnover margin	+2.2	-				
Assist/turnover ratio	1.1	0.9				
STEALS	37	35				
Steals per game	7.4	7.0				
BLOCKS	25	25				
Blocks per game	5.0	5.0				
ATTENDANCE	18242	30828				
Home games-Avg/Game	2-9121	3-10276				
Neutral site-Avg/Game	-	0-0				

Score by Periods	1st	2nd	Totals
Auburn	190	212	402
Opponents	184	204	388