



# 2018-19 SOUTH CAROLINA MEN'S BASKETBALL

DIRECTOR OF ATHLETICS COMMUNICATIONS & PUBLIC RELATIONS: EMILY MILES // EFEENEY@MAILBOX.SC.EDU

CELL: 803-727-3284 // TWITTER: @EMILYMILES\_SID

GAMECOCK MEN'S BASKETBALL SOCIAL MEDIA: #GAMECOCKS

TWITTER AND INSTAGRAM: @GAMECOCKMBB // FACEBOOK: /GAMECOCKMBB

GAMECOCK ATHLETICS ON THE WEB: GAMECOCKSONLINE.COM

## 2018-19 SCHEDULE

OVERALL: 9-8 | SEC: 4-1

HOME: 6-4 | AWAY: 2-3 | NEUTRAL: 1-1

AP: - | COACHES: - | NET: 113

### OCTOBER

26 Augusta + L, 77-72

### NOVEMBER

6 USC Upstate W, 65-52  
 9 Stony Brook L, 83-81  
 13 Norfolk State ^ W, 81-64  
 17 vs. Providence # L, 76-67  
 18 George Washington # W, 90-55  
 26 Wofford L, 81-61  
 30 Coastal Carolina W, 85-79

### DECEMBER

5 at Wyoming L, 73-64  
 8 at No. 5/5 Michigan L, 89-78  
 19 No. 5/3 Virginia L, 69-52  
 22 Clemson L, 78-68  
 31 North Greenville W, 97-46

### JANUARY

5 at Florida\* W, 71-69  
 8 No. 14/14 Mississippi State\* W, 87-82 (OT)  
 12 Missouri\* W, 85-75  
 16 at Vanderbilt\* W, 74-71  
 19 at (RV/RV) LSU\* L, 89-67  
 22 No. 16/15 Auburn\* 6:30 p.m./SECN  
 26 at Oklahoma State ! 2 p.m./ESPN/2/u  
 29 Tennessee\* 6:30 p.m./SECN

### FEBRUARY

2 at Georgia\* 1 p.m./SECN  
 5 at Kentucky\* 7 p.m./SECN  
 9 Arkansas\* 3:30 p.m./SECN  
 13 at Tennessee\* 6:30 p.m./SECN  
 16 Texas A&M\* 1 p.m./SECN  
 19 Ole Miss\* 7 p.m./SECN  
 23 at Mississippi State\* 6 p.m./SECN  
 26 Alabama\* 7 p.m./ESPN/2/u

### MARCH

2 at Missouri\* 3:30 p.m./SECN  
 5 at Texas A&M\* 7 p.m./SECN  
 9 Georgia\* 1 p.m./SECN  
 13-17 SEC Tournament & TBD  
 21-24 NCAA Tournament 1st/2nd Rounds = TBD  
 28-31 NCAA Regionals < TBD

### APRIL

6 Final Four % TBD  
 8 National Championship / TBD

All home games in **bold** | All times listed Eastern | SECN+ - SEC Network + | SECN - SEC Network | CBSN - CBS Sports Network | \* indicates SEC contest | + exhibition | ^ - Hall of Fame Tip-Off (Columbia, S.C.) | # - Hall of Fame Tip-Off (Uncasville, Conn.) | ! - Big 12/SEC Challenge (Stillwater, Okla.) | & - SEC Tournament (Nashville, Tenn.) | = - NCAA Tournament First and Second Rounds (Various Sites) | < - NCAA Regionals (Various Sites) | % - Final Four (Minneapolis, Minn.) | / - National Championship (Minneapolis, Minn.) ... Rankings listed are at time of competition



**GAMECOCKS**  
(9-8, 4-1 SEC)

HEAD COACH: Frank Martin (FIU, '93)

AT CAROLINA: 122-98 (7th season)

CAREER: 239-152 (12th season)

VS. AUBURN: 4-5

TOP SCORER: Lawson (13.6)

TOP REBOUNDER: Silva (6.4)

TOP ASSIST MAKER: Lawson (2.9)

COMMUNICATIONS/PR: Emily Miles

TWITTER UPDATES: @GamecockMBB



**(16/15) TIGERS**  
(13-4, 2-2 SEC)

HEAD COACH: Bruce Pearl

(Boston College, '82)

AT AUBURN: 83-66 (5th season)

CAREER: 545-211 (24th season)

VS. CAROLINA: 14-5

TOP SCORER: Brown (16.9)

TOP REBOUNDER: Wiley/Okeke (6.1)

TOP ASSIST MAKER: Harper (6.6)

MEDIA RELATIONS: Cody Voga


TWITTER UPDATES: @AuburnMBB

VS

## GAMECOCK PROBABLE STARTERS



#4 **Tre Campbell**  
Gr. - Guard



#00 **A.J. Lawson**  
Fr. - Guard



#24 **Keyshawn Bryant**  
Fr. - Forward



#21 **Maik Kotsar**  
Jr. - Forward



#30 **Chris Silva**  
Sr. - Forward

## STARTING FIVE

> The Gamecocks look to rebound on Tuesday against Auburn after most recently suffering their first SEC loss of the season on Saturday at league-leading LSU. The Gamecocks were down early, and were unable to overcome a 20-point halftime deficit in the loss.

> Rookie guard A.J. Lawson led the Gamecocks with 18 points at LSU in 38 minutes of action. Lawson was 15-of-29, 51.7 percent, from the floor in a pair of road games last week, pacing the Gamecocks in each of those games (also a team high 24 at Vanderbilt). Lawson leads Carolina this season (overall games) with 13.6 points per outing.

> Foul trouble has plagued Carolina's senior forward Chris Silva in the two most recent matchups. He was held to just 13 minutes and two points in the win at Vanderbilt, before playing just eight minutes (7 points) in the loss at LSU.

> Last season against Auburn in Columbia, the Gamecocks snapped a six-game losing streak with an 84-75 win over the 10th-ranked Tigers. Graduate student guard Frank Booker scored 19 points behind four 3s, and Silva added a double-double with 14 points and 11 rebounds. Key to the win, holding Auburn sharp shooter Bryce Brown to just 2-of-13 from beyond the arc.

> What was key to the recent five-game win streak? Carolina's offense. The Gamecocks averaged 82.8 points per game during the stretch, with four averaging double-figures. Gravett (14.8), Lawson (13.8), Silva (13.2) and rookie forward Keyshawn Bryant (12.4) averaged double-figures, and as a team, the Gamecocks hit 45.1 percent (134-297) from the field. To compare, through the first 11 games of the season, Carolina was 4-7, scoring 72.0 points per game and hitting just 41.4 percent overall.

## GAME INFO

ARENA: Colonial Life Arena (18,000)

BROADCAST: SEC Network

PLAY-BY-PLAY: Dave Neal

ANALYST: Andy Kennedy

RADIO: Gamecock Radio Network

IN COLUMBIA: 107.5 The Game

PLAY-BY-PLAY: Derek Scott

ANALYST: Casey Manning

SIRIUS: 137 | XM: 191

WATCH: ESPN App

LIVE STATS: GamecocksOnline.com

TICKETS: GamecocksOnline.com/

Arena box office/1-800-4SC-FANS

SERIES: Auburn leads 24-18

IN COLUMBIA: Auburn leads, 11-7

TREND: Carolina has won three of

the last five meetings against Auburn

LAST GAME: 79-70 Auburn win, on March 3, 2018, in Auburn

## LINEUP NOTES

Lawson hit double figures for the third straight game, and led Carolina in scoring for the second straight, with 18 at LSU ... Lawson (24) and Bryant (13) led the Gamecock starters in last Wednesday's win at Vanderbilt ... Of this group, Silva's 93 career starts are the most ... In strictly SEC games, Kotsar ranks fifth in the SEC with 3.2 offensive rebounds per game, and Silva is fourth with 2.4 blocks per game

## #S TO KNOW

17 - Senior guard Hassani Gravett led the Gamecocks in the second half of last week's road win at Vandy, scoring all 17 of his points in the final 20 minutes of action, including nine of Carolina's final 11 points over the final 1:38 of the contest.

51.7 - Rookie guard A.J. Lawson hit 51.7 from the field (15-29) in a pair of SEC road contests last week, including 8-of-14 in the win at Vanderbilt.

76.2 - The Gamecocks average 76.2 points per game in home games this season, and in SEC home games, Carolina averages 86.0 points per game.

3+ - Gravett connected on three 3s in both of the Gamecocks' matchups last week. He paces Carolina with 31 3s on the year, and is averaging 40.8 percent from beyond the arc.

57 - The trio of Hassani Gravett (23-25), Felipe Haase (18-20) and Chris Silva (19-23), have combined to go 60-of-68 (88.2%) from the free throw line through the first five games of league play.

2-0 - The Gamecocks are 2-0 at home in SEC action this season, with wins over No. 14/14 Mississippi State and Missouri.

## COMING UP NEXT

Carolina travels to face Oklahoma State on Saturday in the Big 12/SEC Challenge in Stillwater. The Cowboys are coached by Gamecock great, Mike Boynton Jr. Tip time for the matchup is set for 2 p.m. ET on ESPN with Richard Cross (play-by-play) and Robbie Hummel (analyst) on the call.

# 2018-19 SOUTH CAROLINA GAMECOCKS / BROADCAST SPOT CHART

00



**A.J. LAWSON**  
FR - F - 6-6 - 172 - TORONTO, CANADA/GTA PREP

	MIN	PTS	RBS	AST	FG%	3FG%	FT%
18-19	29.6	13.6	4.2	2.9	40.0	30.2	66.3
Career	-	-	-	-	-	-	-

**Season Highs:** 25 points 9 rebounds 8 assists 3 steals

- Team high 18 points at LSU (Jan. 19); 7-15 from the floor in the contest
- Game winning FT's at Vandy (Jan. 16); team high 24 points, 7-of-8 FT
- 11 points, four assists and two steals in 32 minutes vs. Missouri (Jan. 13)
- 6 points, 3 assists vs. Miss. State (Jan. 8), including steal and dunk at end of OT to seal win
- Team high 22 points, 5 rebounds, 2 assists and three steals in win vs. North Greenville (Dec. 31)
- Named the Nov. 19 SEC Freshman of the Week for his efforts at the Hall of Fame Tip-Off

1



**T.J. MOSS**  
FR - G - 6-2 - 193 - MEMPHIS, TENN./FINDLAY PREP

	MIN	PTS	RBS	AST	FG%	3FG%	FT%
18-19	20.6	6.3	1.9	1.9	39.0	33.3	66.7
Career	-	-	-	-	-	-	-

**Season Highs:** 12 points 4 assists

- Will take a medical redshirt after suffering injuries to his ankle and foot in December
- Averaged 6.3 points, 1.9 rebounds and 1.9 assists per game in seven contests before the injuries
- Scored seven points with a team high four assists in the loss at Wyoming (Dec. 5)
- 11 points, including three 3s, in victory over George Washington (Nov. 18)
- Season high 12 points, two 3s, an assist and steal vs. Providence (Nov. 17)
- Played first three years of high school at Memphis East under head coach Penny Hardaway

2



**HASSANI GRAVETT**  
SR - G - 6-2 - 188 - VILLA RICA, GA./ALEXANDER

	MIN	PTS	RBS	AST	FG%	3FG%	FT%
18-19	28.2	11.5	3.9	2.1	44.3	40.8	87.2
Career	22.4	6.5	2.8	2.3	38.2	31.9	73.9

**Career Highs:** 23 points 12 rebounds 9 assists 3 steals

- Paces Carolina's in league play with 15.4 points per game; 42.0% from 3-point range
- Huge in win at Vandy (Jan. 16), scored 17 points, all in the second half, including 9 of Carolina's final 11 over the final 1:38 of the contest
- 12 points in the win vs. Mizzou (Jan. 13), all at the free throw line
- 17 points, including a pair of 3s, and seven rebounds in win vs. Miss. State (Jan. 8)
- 22 points, 7 made field goals, 4 made 3s, with three assists and three steals in win at Florida (Jan. 5)

4




**TRE CAMPBELL**  
GR - G - 6-0 - 183 - WASHINGTON, D.C./ST. JOHN'S COLLEGE HS

	MIN	PTS	RBS	AST	FG%	3FG%	FT%
18-19	23.3	5.6	1.6	1.5	30.5	29.0	81.3
Career	17.5	4.0	1.4	1.3	33.4	30.7	72.3

**Career Highs:** 21 points 5 assists 4 steals

- Eight points, including a pair of 3s, and an assist vs. Missouri (Jan. 13)
- 10 points, three assists and three steals in 35 minutes vs. Miss. State (Jan. 8)
- Six points, team high four assists, with two steals in 37 minutes in win at Florida (Jan. 5)
- Tallied 15 points, hitting four 3s (just one shy of matching a career high) vs. Stony Brook (Nov. 9)
- Missed several practices during the preseason due to an ankle injury
- Prior to Carolina, played three seasons at Georgetown, averaging 3.7 points per game

5




**JERMAINE COUISNARD**  
FR - G - 6-4 - 202 - EAST CHICAGO, IND./EAST CHICAGO CENTRAL HS

	MIN	PTS	RBS	AST	FG%	3FG%	FT%
18-19	-	-	-	-	-	-	-
Career	-	-	-	-	-	-	-

**Season Highs:**

- Has not yet suited up for the Gamecocks
- Averaged 29.2 points, 4.3 rebounds and 3.1 assists per game during senior season at East Chicago Central High School, en route to Indiana All-Star accolades
- Spent the 2017-18 season at Montverde Academy

10




**JUSTIN MINAYA**  
SO - F - 6-5 - 215 - HARRINGTON PARK, N.J./NORTHERN VALLEY AT OLD TAPPAN

	MIN	PTS	RBS	AST	FG%	3FG%	FT%
18-19	25.6	7.4	5.6	1.6	45.5	13.3	71.4
Career	26.7	7.9	4.4	1.5	39.8	33.6	69.0

**Career Highs:** 17 points 9 rebounds 4 assists 3 steals

- Suffered a right knee injury in practice on Nov. 25 and is out indefinitely
- Is averaging 72.2% (13-18) on two-point attempts this season
- 10 points, four rebounds and a pair of assists vs. Providence (Nov. 17)
- 10 points and a pair of assists in home win vs. Norfolk State (Nov. 13)
- Father, Omar, is an executive with the New York Mets

13



**FELIPE HAASE** (Fa-leep-ay Haas-ay)  
SO - F - 6-9 - 253 - OSORNO, CHILE/MIAMI (FLA.) CHRISTIAN SCHOOL

	MIN	PTS	RBS	AST	FG%	3FG%	FT%
18-19	22.3	7.0	3.9	1.0	39.5	35.9	89.1
Career	20.5	6.2	3.9	0.9	38.6	29.3	82.5

**Career Highs:** 17 points 10 rebounds 4 assists 3 blocks 2 steals

- 41-of-46 at the line this season, including 18-of-20 in SEC games
- Crucial in win at Vandy (Jan. 16); hit a corner 3 with 6:41 to play to knot the score at 57
- 14 points off the bench in win vs. Missouri (Jan. 13), including two 3s, and 6-6 at the FT line
- 11 points, a pair of 3s and six rebounds in win vs. Miss. State (Jan. 8)
- Assisted on game-winning basket in win at Florida (Jan. 5); 5 points, 5 rebounds vs. the Gators
- Matched career high with three 3s, scoring a team high 13 points vs. Wofford (Nov. 26)

20



**ALANZO FRINK**  
FR - F - 6-6 - 265 - JERSEY CITY, N.J./ROSELLE CATHOLIC

	MIN	PTS	RBS	BLK	FG%	3FG%	FT%
18-19	13.4	4.1	3.0	0.2	48.5	14.3	33.3
Career	-	-	-	-	-	-	-

**Season Highs:** 9 points 8 rebounds 2 assists

- Played important minutes in win at Vandy (Jan. 16), pulling down four rebounds
- Seven points and three rebounds off the bench vs. Mizzou (Jan. 13)
- Missed the North Greenville contest due to a left ankle sprain (Dec. 31)
- Season highs of nine points and eight rebounds in 23 minutes vs. Virginia (Dec. 19)
- Missed the first six games due to a right knee injury
- Represented the Dominican Republic in the FIBA U18 Americas Champ., 18.2 ppg

21



**MAIK KOTSAR**  
JR - F - 6-11 - 264 - TALLINN, ESTONIA/SUNRISE CHRISTIAN ACADEMY

	MIN	PTS	RBS	BLK	FG%	3FG%	FT%
18-19	24.8	8.5	5.3	1.4	48.5	60.0	65.8
Career	25.2	7.1	4.9	0.6	46.0	28.1	53.3

**Career Highs:** 25 points 11 rebounds 6 assists 6 blocks 4 steals

- Six points, four rebounds, three steals in 25 minutes at LSU (Jan. 19)
- Career high 25 points to lead Gamecocks in win vs. Miss State (Jan. 8); 10 made FGs, 9 rebounds
- Scored four points, with seven rebounds, two assists and two steals in win at Florida (Jan. 5)
- Scored 7 points with 8 rebounds and a career high 6 blocks in return vs. N. Greenville (Dec. 31)
- Matched career high with 16 points at Michigan (Dec. 8), hitting 7-of-10 from the field
- Second career double-double with 13 points and 10 rebounds vs. Wofford (Nov. 26)

23



**EVAN HINSON**  
JR - G - 6-4 - 240 - DELTONA, FLA./DELTONA

	MIN	PTS	RBS	AST	FG%	3FG%	FT%
18-19	11.6	1.9	1.3	0.2	26.1	8.3	80.0
Career	8.9	2.2	1.2	0.3	33.0	25.6	60.0

**Career Highs:** 8 points 5 rebounds 2 assists

- Four points and a career high five rebounds vs. Virginia (Dec. 19)
- First action of the season at Michigan (Dec. 8), scoring two points
- Joined the Gamecocks for practice on Monday, Dec. 3, and will be with the basketball team full time until the Carolina football team determines its schedule for bowl practices (Belk Bowl).
- Part of Carolina's 2016-17 Final Four squad
- Brother, Blake, plays basketball at Ole Miss

24




**KEYSHAWN BRYANT**  
FR - F - 6-6 - 190 - WINTER HAVEN, FLA./WINTER HAVEN

	MIN	PTS	RBS	AST	FG%	3FG%	FT%
18-19	20.9	9.7	3.6	1.2	48.6	13.3	56.1
Career	-	-	-	-	-	-	-

**Season Highs:** 21 points 7 rebounds 3 assists 2 blocks 3 steals

- 13 points, six rebounds in 30 minutes in win at Vandy (Jan. 16)
- Team high 15 points in 23 minutes in win vs. Mizzou (Jan. 13)
- 8 points, including six straight in the 2nd half, along with five rebounds in win at Florida (Jan. 5)
- Scored 13 points - all in the second half - hitting 6-of-13 attempts at Michigan (Dec. 8)
- Strong in his Gamecock debut, posting a team high 21 points, hitting 8-of-12 from the floor, to go along with seven rebounds and an assist in 21 minutes vs. USC Upstate (Nov. 6)

30



**CHRIS SILVA**  
SR - F - 6-9 - 234 - LIBREVILLE, GABON/ROSELLE CATHOLIC

	MIN	PTS	RBS	BLK	FG%	3FG%	FT%
18-19	24.2	11.9	6.4	2.1	47.3	33.3	73.7
Career	20.7	10.3	6.2	1.3	48.8	35.7	72.6

**Career Highs:** 27 points 13 rebounds 6 blocks 3 steals


- Played just eight minutes at LSU (Jan. 19) due to foul trouble
- Foul trouble throughout the win at Vandy (Jan. 16); but prior, had hit double-figures in 8 straight
- 14 points, two assists, four blocks, three steal in win vs. Mizzou (Jan. 13)
- 11 points, 12 rebounds, 4 assists, 3 blocks in win vs. Miss. State (Jan. 8); 19th career double-double
- Foul trouble early vs. Florida, but scored 18 points, including game-winning dunk with 2.5 seconds to play, in SEC opener vs. the Gators (Jan. 5); also three blocks

14



**NATHAN NELSON**  
FR - F - 6-5  
Walk-on... 9.0 ppg as a senior

33



**JASON CUDD**  
SO - F - 7-1  
Out due to a left knee injury

52



**JAIR BOLDEN**  
JR - G - 6-3  
Due to NCAA transfer rules, can not play in 2018-19

31



**RAYMOND "QUAD" BORUP**  
JR - F - 6-7  
Walk-on ... Scored 2 points vs. NGU



## COACHES VS. CANCER SUITS AND SNEAKERS WEEK

> It's Coaches vs. Cancer Suits And Sneakers Week! Suits and Sneakers Week is a nationwide event that unites coaches across the country to raise funds and awareness about the fight against cancer, and promotes the American Cancer Society as a source of inspiration and hope for those facing cancer. While coaching games this week, Frank Martin and his staff will wear sneakers with their game attire as a visible reminder about the importance of fighting cancer.



### THROUGH 17 GAMES...

> Carolina is 6-4 in home games, 2-3 on the road and 1-1 in neutral-site contests.  
 > Three average double-figures (overall games), led by rookie guard A.J. Lawson's 13.6 points per outing. Silva (11.9) and Gravett (11.5) also average double figures.  
 > Six active Gamecocks average at least 7.0 points per game, and seven average at least 20 minutes per outing.  
 > In the SEC stats (overall games), Carolina is seventh in free throw percent (72.0%), and in SEC games, Carolina's 73.8 percent at the line is tied for fifth.  
 > Carolina's 16.2 forced turnovers per game is ranked 36th nationally.  
 > Sophomore forward Felipe Haase paces the Gamecocks at the free throw line, as he has hit 41-of-46 attempts - 89.1 percent.

### FRANK MARTIN

> South Carolina head coach Frank Martin is in his seventh season leading the Gamecocks and 12th season overall as a head coach in 2018-19. Martin, the 2017 Jim Phelan National Coach of the Year (College-Insider.com), led South Carolina to its first Final Four and a school record 26 wins in 2016-17. In his 11 complete seasons as a head coach, Martin has led his teams to at least 21 wins seven times. Martin is a native of Miami, Fla., and a graduate of FIU.  
 > Prior to his time on the sidelines in the college ranks, Martin spent 15 years in high school coaching in Miami, Fla., including the last seven as a head coach. He was part of five state championships as an assistant at Miami Senior High School (1985-93), before earning two titles as the program's head coach (1995-98). Highlighting Martin's stint as the head coach of the program were consecutive 30-win seasons and consecutive Florida 6A State Championships in 1996 and 1997, with his 1997 squad earning a 36-1 overall record and ranking No. 4 in the USA Today Top 25 Poll. He also served as the head coach at North Miami Senior High School (1993-95) and one season at Booker T. Washington High School (1999-2000).  
 > Among active Division I head coaches, South Carolina's Frank Martin holds the seventh-highest (tied with Michigan's John Beilein) NCAA Tournament winning percentage (.667) behind only Duke's Mike Krzyzewski, North Carolina's Roy Williams, Kentucky's John Calipari, Kansas' Bill Self, Michigan State's Tom Izzo and Villanova's Jay Wright.  
 > Martin led team's are 99-96 (.507) all-time in league play.

### QUICK HITS

> South Carolina is in its 111th season of varsity basketball in 2018-19.  
 > Gamecock head coach Frank Martin is joined on the sidelines by assistant coaches Perry Clark (6th season), Bruce Shingler (3rd season) and Chuck Martin (2nd

## SERIES BREAKDOWN

> Auburn leads the all-time series, 24-18, after both teams won on their home court last season  
 > Prior to Auburn's win in March last year, the Gamecocks had won three straight  
 > Carolina has also won two straight in Columbia

### AUBURN (18-24)

H: 7-11; A: 8-10; N: 3-2

Date	Opponent	Score	Location
J. 21, 2012	A	52-63	L
J. 12, 2013	H	71-74	L
F. 5, 2014	H	74-79	L
F. 26, 2014	A	67-83	L
M. 12, 2014	N	74-56	W
J. 17, 2015	A	68-71	L
J. 5, 2016	A	81-69	W
J. 24, 2017	H	98-69	W
F. 17, 2018	H	84-75	W
M. 3, 2018	A	70-79	L

## MEMORABLE MOMENT

> Sophomore forward Felipe Haase registered only one assist in the win at Florida, but it was a big one. Haase threw the hail mary, length-of-the-floor pass, that Silva dunked for the game winner with 2.5 seconds remaining.

## STAT COMPARISON

	SC	AUBURN	NCAA Rank
Record	9-8	13-4	174/51
Conference Record	4-1	2-2	-
Current Streak	L1	L1	-
Scoring Avg.	74.9	84.2	148/18
Opponent Scoring Avg.	72.4	67.4	208/80
Scoring Margin	+2.5	+16.8	174/11
Field Goal %	.426	.454	271/146
Opponent Field Goal %	.415	.421	83/99
3-Point Field Goal %	.311	.363	309/86
Opponent 3-Point Field Goal %	.362	.351	285/240
3-Point Field Goals Made PG	6.5	11.1	281/5
3-Point Field Goal Attempts PG	21.0	30.5	280/22%
Free Throw %	.720	.681	118/242
Opponent Free Throw %	.726	.704	-
Rebounding Avg.	37.1	38.9	114/53
Opponent Rebounding Avg.	36.2	34.2	-
Rebounding Margin	+0.9	+4.6	174/62
Turnovers Avg.	14.2	13.2	247/166
Opponent Turnover Avg.	16.2	19.5	36/3
Assists Avg.	12.6	16.5	246/29
Blocks Avg.	4.9	6.0	28/4
Steals Avg.	6.8	9.7	146/9

% indicates total attempts  
 NCAA stats games through Jan. 20

## ASSOCIATED PRESS TOP 25

Rk.	Team	Record	Pts.
1	Tennessee	16-1	1575
2	Duke	15-2	1520
3	Virginia	16-1	1451
4	Gonzaga	18-2	1374
5	Michigan	17-1	1363
6	Michigan State	16-2	1355
7	Nevada	18-1	1143
8	Kentucky	14-3	1089
9	Kansas	15-3	1060
10	Virginia Tech	15-2	1007
11	North Carolina	14-4	895
12	Marquette	16-3	861
13	Maryland	16-3	751
14	Texas Tech	15-3	743
	Buffalo	17-1	743
16	Auburn	13-4	627
17	Houston	18-1	544
18	Villanova	14-4	450
19	Iowa	16-3	332
20	Ole Miss	14-3	291
21	NC State	15-3	282
22	Mississippi State	14-3	266
23	Louisville	13-5	230
24	Iowa State	14-4	156
25	LSU	14-3	154

Others receiving votes: Florida State 139, Purdue 111, Kansas State 91, Nebraska 66, Wisconsin 64, Oklahoma 16, Syracuse 13, Washington 11, Murray State 9, Cincinnati 6, Wofford 5, Saint Louis 3, Florida 2, San Francisco 2, TCU 1, Hofstra 1

Dropped from rankings: Florida State 11, Oklahoma 20, Indiana 25

## ESPN/USA TODAY TOP 25

Rk.	Team	Record	Pts.
1	Tennessee	16-1	798
2	Duke	15-2	746
3	Virginia	16-1	720
4	Gonzaga	18-2	693
5	Michigan State	16-2	682
6	Michigan	17-1	667
7	Nevada	18-1	561
8	Virginia Tech	15-2	520
9	Kentucky	14-3	502
10	Kansas	15-3	489
11	Marquette	16-3	441
12	North Carolina	14-4	403
13	Texas Tech	15-3	384
14	Buffalo	17-1	335
15	Auburn	13-4	331
16	Maryland	16-3	317
17	Houston	18-1	314
18	Villanova	14-4	231
19	NC State	15-3	194
20	Ole Miss	14-3	189
21	Iowa	16-3	180
22	Mississippi State	14-3	147
23	Florida State	13-5	90
24	Louisville	13-5	85
25	Iowa State	14-4	75

Others receiving votes: LSU 54, Kansas State 50, Nebraska 40, Oklahoma 38, Purdue 30, Wisconsin 27, TCU 12, Furman 9, Washington 9, Indiana 9, North Texas 8, Ohio State 5, Arizona State 4, Cincinnati 4, UCF 3, Texas State 2, Murray State 2, Wofford 1

Dropped from rankings: Oklahoma 19, Indiana 25

## KEY STAT

> LSU held a 49-29 advantage on the glass in Saturday's loss at the Maravich Center. In its four SEC wins, the Gamecocks hold a +3.3 rebound margin over opponents. The Gamecocks are now just 2-6 this season when losing the battle on the boards.

## A CAROLINA WIN WOULD...

> Improve Carolina's home record to 3-0 in SEC games this season  
 > Be the third straight in Columbia over the Tigers  
 > Be Carolina's second-straight over a ranked opponent (Mississippi State)

## NUMBER TO KNOW

> Carolina has been riddled with injuries this season, as six different Gamecocks have combined to miss 40 games this season due to injury/illness, including 12 games missed for sophomore forward Justin Minaya due to a knee injury.

season). Andy Assaley is in his seventh season as the director of operations.

> South Carolina is one of 13 DI schools nationally that have two or more former DI coaches serving as an assistant coach. Perry Clark served as the head coach at Tulane, Miami (Fla.) and Texas A&M-Corpus Christi, while Chuck Martin was the head coach at Marist for five campaigns.

> South Carolina advanced to its first Final Four in 2016-17, which included posting its first NCAA Tournament win since the 1973 campaign when it tallied a 93-73 win over Marquette in the First Round. > The Gamecocks are 24-14 (.631) in neutral-site contests under the direction of head coach Frank Martin, including a 3-3 mark last season.

> Carolina was 15-18 (.454) over the course of the last three seasons in away contests (2015-16, 16-17, 17-18).

> Martin is 30-40 (.428) against ranked opponents as a head coach. His teams have four wins over opponents ranked in the top five, and two wins over opponents who are ranked No. 1.

> Senior forward Chris Silva was named to the Preseason All-SEC First Team by both the media and coaches; and also named to the Karl Malone Award Watch List, the Naismith Trophy Watch List and the Wooden Award Preseason Top 50 Watch List. He was also named a Senior CLASS Award Candidate.

## SCOUTING THE GAMECOCKS

> Carolina is 9-8 overall and 4-1 in SEC contests.

> The Gamecocks look for their fourth straight win at home on Tuesday vs. Auburn.

> During the current home win streak - vs. North Greenville, Mississippi State and Missouri - Carolina is averaging 46.2 percent from the field (90-195), 34.8 percent from 3-point range (23-66) and 82.5 percent from the free throw line (66-80). Silva also has 11 blocks during the stretch, an average of 3.7 per game.

> Carolina averages 11.76 offensive rebounds per game (overall games) this season, which is sixth in the SEC and 69th nationally.

> Senior guard Hassani Gravett hit a trio of 3s in both of Carolina's game last week. He has hit two or more 3s in 10 games this season, and three or more in six games.

> Rookie guard A.J. Lawson paced the Gamecocks in scoring at Vanderbilt and at LSU. He has led or shared the team lead in scoring a team high seven times in 2018-19.

> South Carolina returns seven letterwinners from last season's 17-16 squad, including senior guard Hassani Gravett and senior forward Chris Silva.

> Carolina welcomes nine newcomers to its roster this season, including transfers and six freshmen student-athletes. Jair Bolden (transfer/George Washington/guard), redshirt-junior Raymond "Quad" Borup (r-junior/forward), graduate transfer Tre Campbell (transfer/Georgetown/guard), Keyshawn Bryant (freshman/guard), Jermaine Cousinard (freshman/guard), Alanzo Frink (freshman/forward), A.J. Lawson (freshman/guard), T.J. Moss (freshman/guard) and Nathan Nelson (freshman/forward).

## SCOUTING THE TIGERS

> Auburn is 13-4 overall this season, and 2-2 in SEC contests.

> The Tigers are led by head coach Bruce Pearl in his fifth season.

> AU's SEC wins have come against Georgia and at Texas A&M, with their losses at Ole Miss and most recently vs. Kentucky on Saturday.

> Three average double-figures for the Tigers, led by Bryce Brown's 16.9 per game. He also paces the team in 3-point field goal percent (40.0%), having hit 60-of-155 from beyond the arc.

> Point guard Jared Harper adds 15.2 points per game, and is averaging an SEC high 6.6 assists per game, which ranks 11th nationally. He also takes care of the ball, as he ranks 23rd nationally in assist to turnover ratio (3.0).

> In the SEC stats, Auburn ranks second in scoring offense (84.2 ppg), fourth in scoring defense (67.4 ppg), fifth in 3-point field goal percent (36.3%), second in blocked shots per game (6.0), third in assists (16.5) and second in steals (9.7).

## CAROLINA TRENDS UNDER MARTIN

*Gamecock trends under Frank Martin ...*

> South Carolina is 82-50 when posting at least six made 3s in a game.

- South Carolina connected on a season high 13 3s in the Nov. 18 win over George Washington.

> South Carolina is 93-38 when scoring more points in the paint than its opponent.

- The Gamecocks out-scored Florida 28-20 in points in the paint.

> South Carolina is 102-46 when holding its opponents to under 45 percent from the field.

- Carolina held GW to an opponent season low, 27.6 percent (16-58) from the field on Nov. 18.

> South Carolina is 94-41 when out-rebounding its opponent.

- Carolina out-rebounded USC Upstate 50-34 in the season opener on Nov. 6.

## BY THE NUMBERS

**89.1%** - Sophomore forward Felipe Haase paces Carolina from the free throw line (20+ attempts), hitting 89.1 percent. He's connected on 41-of-46 attempts. To compare, Haase connected on 25-of-34 (73.5%) attempts during his rookie season.

**17** - Junior forward Maik Kotsar tallied his first-career 20-point performance with a career high 25 in the win vs. Mississippi State on Jan. 8. He scored 17 of those points in the second half + OT, to help lead Carolina to the upset win.

**40.8%** - Senior guard Hassani Gravett is averaging 31.9% for his career from 3-point range, but his off-season work in the gym has seen his numbers soar this season. He has hit 31-of-76 attempts - a team high 40.8 percent.

**14/12** - In their two road wins this season, the Gamecocks have overcome double-digit deficits in each. Carolina was down 14 to Florida with 11:05 to play, and down 12 to Vanderbilt in the first half.

**48** - Rookie guard A.J. Lawson scored 25, and senior guard Hassani Gravett added 23, when the Gamecocks posted an 85-79 win over Coastal Carolina Nov. 30. The duo combined for 48 of Carolina's 85, with both guards hitting a career high in the win. Lawson was also 11-of-15 at the line, and Gravett scored the bulk of his points with a 4-of-7 mark from 3-point range.

**44** - Carolina scored a then-season high 44 points in the paint in the Dec. 8 matchup at No. 5 Michigan. Leading the charge were the 19 made 2-point baskets by Kotsar (7), Silva (6) and Bryant (2).

## BENCH PRODUCTION

GAME	SC-OPP	DIFF.	BENCH	SC HIGH SCORER
USC Upstate	31-13	+18		Bryant, 21
Stony Brook	18-24	-6		Bryant, 9
Norfolk State	34-26	+8		Gravett, 18
vs. Providence	33-22	+11		Gravett, 14
vs. George Wash.	27-20	+7		Moss, 11
Wofford	25-14	+11		Haase, 13
Coastal Carolina	33-29	+4		Gravett, 23
at Wyoming	19-13	+6		Haase, 8
at Michigan	19-12	+7		Gravett, 9
Virginia	23-7	+16		Gravett, 10
Clemson	24-27	-3		Gravett, 14
N. Greenville	20-16	+4		Kotsar, 7
at Florida	29-29	-		Gravett, 22
Miss. State	28-2	+26		Gravett, 17
Missouri	33-13	+20		Haase, 14
at Vanderbilt	28-12	+16		Gravett, 17
at LSU	22-34	-12		Gravett, 9
Auburn				
at Okla. State				
Tennessee				
at Georgia				
at Kentucky				
Arkansas				
at Tennessee				
Texas A&M				
Ole Miss				
at Miss. State				
Alabama				
at Missouri				
at Texas A&M				
Georgia				

## SPECIALTY STATS

(PP) points in paint; (OT) points off turnovers; (2nd) second chance points; (FB) fast break points

(South Carolina-Opponent)

GAME	PP	OT	2ND	FB
USC Upstate	36-16	16-11	17-6	6-6
Stony Brook	38-32	20-11	19-24	4-11
Norfolk State	24-18	12-7	4-2	7-2
vs. Providence	28-32	15-12	13-9	4-7
vs. George Wash.	36-22	19-15	13-5	10-4
Wofford	16-28	9-15	3-14	6-8
Coastal Carolina	24-26	15-14	12-13	10-10
at Wyoming	26-18	13-15	8-2	6-2
at Michigan	44-26	16-14	8-21	11-8
Virginia	28-26	4-14	14-7	8-2
Clemson	28-22	26-24	17-5	4-11
N. Greenville	46-18	34-7	16-8	21-12
at Florida	28-20	13-26	15-10	9-4
Miss. State	32-26	16-17	15-13	10-8
Missouri	30-24	33-17	10-19	9-3
at Vanderbilt	28-24	13-10	12-7	9-2
at LSU	32-42	12-20	12-20	8-8
Auburn				
at Okla. State				
Tennessee				
at Georgia				
at Kentucky				
Arkansas				
at Tennessee				
Texas A&M				
Ole Miss				
at Miss. State				
Alabama				
at Missouri				
at Texas A&M				
Georgia				
<b>SC Total</b>	<b>524</b>	<b>286</b>	<b>208</b>	<b>142</b>
<b>SC Average</b>	<b>30.8</b>	<b>16.8</b>	<b>12.2</b>	<b>8.4</b>
<b>Opp Total</b>	<b>420</b>	<b>249</b>	<b>185</b>	<b>108</b>
<b>Opp Average</b>	<b>24.7</b>	<b>14.6</b>	<b>10.9</b>	<b>6.4</b>

**POST GAME NOTES**  
(Last 3 games)

**MISSOURI (Jan. 13)**

> Freshman wing Keyshawn Bryant scored 12 of his team-high 15 points in the second half.  
> Senior big man Chris Silva had 14 points, marking his eighth straight game in double-figures. He also had four blocks, his eighth game of the season with multiple swats (47th career).  
> Sophomore forward Felipe Haase led all bench scorers with 14 points, a career-high for him in 25 SEC games (including the conference tournament).  
> Redshirt senior guard Hassani Gravett finished with 12 points after a perfect day at the free throw line. His 12 makes on 12 attempts were both career highs.  
> Freshman guard A.J. Lawson scored 11 points and logged a team-high four assists, his ninth game of the season with three or more assists.  
> South Carolina is now 3-0 to start league play for the third time in program history since joining the SEC. The Gamecocks started 11-0 in 1997 and 5-0 in 2017.  
> For the second consecutive game, five Carolina players scored in double-figures.

**AT VANDERBILT (Jan. 16)**

> Redshirt senior guard Hassani Gravett scored all 17 of his points off the bench in the second half. The Villa Rica, Ga., scored nine of the team's final 11 points in the last 1:38.  
> Freshman point guard A.J. Lawson was one-point shy of tying his career high, leading all scorers with 24. The Toronto, Canada, native went 7-for-9 at the line and hit the game-winning free throws with 23 seconds left.  
> Fellow freshman Keyshawn Bryant joined Gravett and Lawson in double-figures with 13 points. He went 6-for-11 from the floor and led the team with six rebounds.  
> Sophomore forward Felipe Haase played 17 of his 23 minutes off the bench in the second half scoring nine points. He made a clutch 3-pointer that tied the game, 57-57, with 6:41 left.  
> Haase, who came into the game one of the top free throw shooters in the SEC, went 6-for-6 at the free throw line. He's 41-for-46 (89 percent) during the 2018-19 season.  
> Tonight's victory was Carolina's first at Memorial Gymnasium since a 77-73 win on March 6, 2010.  
> The Gamecocks are 4-0 in the SEC for just the third time ever in program history since joining the league in 1992. Carolina started 11-0 in 1997 and 5-0 in 2017.

**AT LSU (Jan. 19)**

> Freshman point guard A.J. Lawson followed up his 24-point game at Vanderbilt earlier in the week with a team-high 18 points.  
> The Toronto, Ontario, native matched a career-high playing 38 minutes.  
> Fellow freshman Keyshawn Bryant was the only other Gamecock in double-figures, as he finished with 10 points (5-for-10 FG).  
> Tonight's loss snapped a five-game winning streak by Carolina dating back to a 97-46 win over North Greenville (12/31).

**LAST SEASON VS. AUBURN**

**84** **GAME 27 (14-13, 5-9 SEC)**  
Columbia, S.C.  
Colonial Life Arena  
Feb. 17, 2018  
*Booker led's Gamecocks for third straight in scoring*

**70** **GAME 31 (16-15, 7-11 SEC)**  
Auburn, Ala.  
Auburn Arena  
March 3, 2018  
*Booker scores career high 27*

**COLUMBIA, S.C. (AP)** - No. 10 Auburn's path toward closing out a stellar season in the Southeastern Conference just got tougher.

The Tigers found out shortly after their stunning, 84-75 loss to South Carolina on Saturday that starter Anfernee McLemore was lost for the season after a horrific injury late in the first half.

"Now, we're down to eight guys," Auburn coach Bruce Pearl said. The Tigers (23-4, 11-3 SEC) were already one of the smallest teams in the country - "We're 305th in size," Pearl said - and will go the rest of the year minus their top low-post presence in the 6-foot-7 McLemore, who fractured his tibia and dislocated his left ankle.

Pearl said McLemore will travel back with the team and most likely have surgery Sunday. McLemore will need up to six months to recover.

"It's just sad," Auburn forward Desean Murray said. Pearl said he told his team they can't worry about factors out of their control, such as McLemore's injury. Everyone left on their schedule will be gunning for the first-place Tigers, and it's up to his players, Pearl said, to find a way to succeed. "We've got to clear our heads," Murray said, "and bring another level of focus to practice."

Auburn had lost its focus early in this one as South Carolina used a 21-1 first-half run to move in front by 26 points.

Frank Booker scored 19 points for South Carolina, which ended its six-game losing streak.

Auburn blocked out McLemore's injury in the second half and cut its big deficit down to 64-59 with just under seven minutes left.

But South Carolina scored the next seven points to restore the double-digit lead, and Auburn could get no closer than six points the rest of the way.

South Carolina beat a top-10 program for the third straight season and defeated its first top-10 team at home since taking out No. 1 Kentucky in January 2010.

Chris Silva had 14 points and 11 rebounds for South Carolina, his sixth double-double of the season.

South Carolina coach Frank Martin said his team has worked hard this season but struggled to close out tight games.

"We've got to embrace this moment," he said. Mustapha Heron led Auburn with 16 points, just four of those coming in the second half. Brown, the Tigers' leading scorer this season, was held to 10 points (six fewer than his average) on 3-of-16 shooting.

Auburn has been the surprise of the SEC season so far. Things may get harder with McLemore out.

McLemore came down hard late in the first half while on defense. He immediately began shouting and medical personnel quickly surrounded him underneath the basket.

Auburn coach Bruce Pearl and South Carolina coach Frank Martin came out to check on the 6-foot-7 sophomore, who was diagnosed with a dislocated left ankle and taken off the court on a stretcher before being transported to a hospital for X-rays, which confirmed the severity of the injury.

Before leaving, McLemore sat up and waved at the cheering crowd.



Official Basketball Box Score - Game Totals - Final Statistics  
**No. 10/11 Auburn vs South Carolina**  
2/17/18 3:30 p.m. ET at Columbia, S.C. (Colonial Life Arena)

**No. 10/11 Auburn 75 • 23-4, 11-3 SEC**

#	Player	Total		3-Ptr		Rebounds		PF	TP	A	TO	Blk	Stl	Min
		FG	FGA	FG	FGA	FT	FTA							
13	MURRAY, Desean	3-6	0-1	1-1	4	1	5	4	7	1	1	2	1	30
24	MCLEMORE, Anfernee	0-2	0-1	1-2	0	5	1	1	0	0	2	1	1	13
01	HARPER, Jared	2-8	1-4	8-10	2	2	4	5	13	1	9	0	1	33
02	BROWN, Bryce	3-16	2-13	2-2	0	0	0	1	10	0	2	0	0	35
05	HERON, Mustapha	3-12	0-2	10-11	2	2	7	2	16	1	1	0	0	34
00	SPENCER, Horace	2-4	0-0	2-2	5	3	5	5	6	1	0	2	0	13
04	OKEKE, Chuma	4-9	1-4	2-5	4	5	9	4	11	2	0	2	2	24
10	MITCHELL, Davion	2-4	0-1	2-3	0	1	2	6	1	0	0	0	0	12
14	DUNBAR, Malik	1-2	1-1	2-2	1	3	4	4	5	1	3	0	0	6
	Team				1	3	4							
Totals		20-63	5-27	30-38	19	25	44	28	75	8	16	6	5	200

FG % 1st Half: 6-24 25.0% 2nd half: 14-39 35.9% Game: 20-63 31.7%  
3FG % 1st Half: 1-11 9.1% 2nd half: 4-16 25.0% Game: 5-27 18.5%  
FT % 1st Half: 12-16 75.0% 2nd half: 18-22 81.8% Game: 30-38 78.9%

**South Carolina 84 • 14-13, 5-9 SEC**

#	Player	Total		3-Ptr		Rebounds		PF	TP	A	TO	Blk	Stl	Min
		FG	FGA	FG	FGA	FT	FTA							
10	MINAYA, Justin	4-7	0-3	0-0	1	2	3	8	1	1	0	0	2	23
21	KOTSAR, Maik	3-10	0-0	2-4	0	1	1	3	8	0	3	0	2	17
30	SILVA, Chris	3-6	0-0	8-9	4	7	11	4	14	1	2	3	2	28
02	GRAVETT, Hassani	3-5	1-1	2-2	1	3	4	3	9	3	3	0	2	31
23	HINSON, Evan	1-4	0-1	0-1	0	1	1	1	2	2	2	1	1	17
05	BOOKER, Frank	5-11	4-9	5-7	2	3	5	3	19	3	1	1	1	32
13	HAASE, Felipe	1-4	0-3	3-4	3	3	6	3	5	2	0	1	0	18
15	MYERS, Wesley	3-9	1-2	6-8	1	3	4	5	13	1	1	0	2	29
30	CUDD, Jason	2-2	0-0	2-2	1	0	1	4	6	0	0	0	0	5
	Team				1	2	3							
Totals		25-58	6-19	28-37	14	24	38	29	84	13	15	5	11	200

FG % 1st Half: 15-31 48.4% 2nd half: 10-27 37.0% Game: 25-58 43.1%  
3FG % 1st Half: 5-13 38.5% 2nd half: 1-6 16.7% Game: 6-19 31.6%  
FT % 1st Half: 11-13 84.6% 2nd half: 17-24 70.8% Game: 28-37 75.7%

Officials: Ron Groover, Patrick Evans, Vladimir Voyard-Tadai  
Technical fouls: No. 10/11 Auburn-None; South Carolina-None.  
Attendance: 14995

Score by periods	1st	2nd	Total
No. 10/11 Auburn	25	50	75
South Carolina	46	38	84

Points In Off 2nd Fast  
AU 28 14 23 4 28  
SC 26 17 16 13 43

Score tied - 3 times.  
Lead changed - 1 time.

Large lead - AU by 2 1st-19:16, SC by 26 1st-06:11.  
AU led for 01:26. SC led for 35:59. Game was tied for 02:35.



Official Basketball Box Score - Game Totals - Final Statistics  
**South Carolina vs Auburn**  
03/03/18 2:30 pm at Auburn, Ala. (Auburn Arena)

**South Carolina 70 • 16-15, 7-11**

#	Player	Total		3-Ptr		Rebounds		PF	TP	A	TO	Blk	Stl	Min
		FG	FGA	FG	FGA	FT	FTA							
10	MINAYA, Justin	1-4	1-2	1-2	1	3	4	2	4	1	1	0	0	31
21	KOTSAR, Maik	1-3	0-0	0-0	2	1	3	3	2	0	3	0	0	16
30	SILVA, Chris	1-10	0-0	3-6	3	8	11	5	19	1	8	1	0	30
02	GRAVETT, Hassani	1-6	1-3	0-0	1	2	3	4	3	1	2	0	0	21
05	BOOKER, Frank	7-17	5-12	8-8	1	9	10	1	27	4	3	0	3	34
00	BEATTY, David	0-0	0-0	0-0	0	1	1	2	0	0	0	0	0	3
13	HAASE, Felipe	2-8	0-3	0-0	2	2	4	2	4	4	2	0	1	31
15	MYERS, Wesley	3-12	2-3	3-4	0	1	4	11	2	1	0	1	0	30
23	HINSON, Evan	0-1	0-0	0-0	0	1	1	1	0	0	0	0	0	4
	Team				2	1	3							
Totals		23-61	9-23	15-20	12	29	41	24	70	13	20	1	5	200

FG % 1st Half: 12-26 46.2% 2nd half: 11-35 31.4% Game: 23-61 37.7%  
3FG % 1st Half: 4-9 44.4% 2nd half: 5-14 35.7% Game: 9-23 39.1%  
FT % 1st Half: 9-12 75.0% 2nd half: 6-8 75.0% Game: 15-20 75.0%

**Auburn 79 • 25-6, 13-5**

#	Player	Total		3-Ptr		Rebounds		PF	TP	A	TO	Blk	Stl	Min
		FG	FGA	FG	FGA	FT	FTA							
00	SPENCER, Horace	4-6	0-0	3-4	3	3	6	4	11	1	3	1	2	21
13	MURRAY, Desean	1-5	0-1	2-2	3	2	5	1	4	1	1	0	2	28
01	HARPER, Jared	5-12	1-7	6-9	0	5	1	18	8	2	0	2	36	
02	BROWN, Bryce	8-15	8-12	3-4	0	4	4	2	29	1	2	0	2	35
05	HERON, Mustapha	1-9	0-3	10-10	1	4	5	4	12	2	1	0	1	31
04	OKEKE, Chuma	2-4	1-3	0-0	1	8	9	2	5	0	0	3	2	28
10	MITCHELL, Davion	0-2	0-0	0-1	0	1	0	0	2	1	0	0	0	10
12	WILLIAMS, Devontae	0-0	0-0	0-0	0	0	0	0	0	0	0	0	0	0+
14	DUNBAR, Malik	0-4	0-3	0-0	0	0	0	0	2	0	2	0	2	11
16	KEIM, Patrick	0-0	0-0	0-0	0	0	0	0	0	0	0	0	0	0+
22	MACOV, Will	0-0	0-0	0-0	0	0	0	0	0	0	0	0	0	0+
25	EASTERLING, Brett	0-0	0-0	0-0	0	0	0	0	0	0	0	0	0	0+
41	BLACKSTOCK, Cole	0-0	0-0	0-0	0	0	0	0	0	0	0	0	0	0+
	Team				0	1	1							
Totals		22-57	11-31	24-29	8	28	36	17	79	15	12	5	12	200

FG % 1st Half: 9-29 30.7% 2nd half: 14-28 50.0% Game: 22-57 38.6%  
3FG % 1st Half: 6-22 27.3% 2nd half: 5-9 55.6% Game: 11-31 35.5%  
FT % 1st Half: 13-16 81.3% 2nd half: 11-13 84.6% Game: 24-29 82.8%

Officials: Joe Lindsay, Chuck Jones, Garrick Shannon  
Technical fouls: South Carolina-None; Auburn-TEAM 2.  
Attendance: 9121

Score by periods	1st	2nd	Total
South Carolina	37	33	70
Auburn	35	44	79

Points In Off 2nd Fast  
SC 24 13 11 9 55  
AU 32 17 16 13 20 5

Score tied - 6 times.  
Lead changed - 8 times.

Large lead - SC by 14 1st-09:17, AU by 12 2nd-02:21.  
SC led for 17:49. AU led for 18:43. Game was tied for 03:28.



## RECORD BOOK WATCH

### REBOUNDS

- 1159, Lee Collins (1953-56)
- 1116, Tom Owens (1969-71)
- 1064, Alex English (1973-76)
- 1001, Joe Smith (1952-55)
- 1000, Jimmy Foster (1981-84)
- 800, Michael Carrera (2012-2016)
- 775, Brandon Wallace (2003-07)
- 758, Darryl Martin (1986-88)
- 744, Mike Callahan (1958-60)
- 741, Chris Silva (2015-present)**

### FREE THROWS MADE

- 672, BJ McKie (1996-99)
- 578, John Roche (1969-71)
- 570, Sindarius Thornwell (2013-17)
- 567, Art Whisnant (1960-62)
- 487, Chris Silva (2015-present)**
- 389, Jimmy Foster (1981-84)
- 382, Lee Collins (1953-56)
- 382, Kevin Joyce (1971-73)
- 356, Mike Dunleavy (1973-76)
- 355, Devan Downey (2007-10)

### FREE THROWS ATTEMPTED

- 880, Art Whisnant (1960-62)
- 873, BJ McKie (1996-99)
- 770, Jimmy Foster (1981-84)
- 739, Sindarius Thornwell (2013-17)
- 704, John Roche (1969-71)
- 671, Chris Silva (2015-present)**
- 598, Joe Smith (1952-55)
- 540, Jim Slaughter (1948-51)
- 522, Lee Collins (1953-56)
- 511, Tom Riker (1970-72)

### BLOCKED SHOTS

- 275, Sam Muldrow (2007-11)
- 249, Brandon Wallace (2003-07)
- 235, Danny Traylor (1971-73)
- 230, Alex English (1973-76)
- 226, Jeff Roulston (1989-92)
- 160, Mike Brittain (1983-86)
- 159, Chris Silva (2015-present)**
- 124, Ryan Stack (1995-98)
- 123, Tony Kitchings (1999-2003)
- 112, Renaldo Balkman (2003-06)



## SOUTHEASTERN CONFERENCE STANDINGS

As of Jan. 19

Team	Conference	Overall
LSU	4-0	14-3
Tennessee	5-0	16-1
Kentucky	4-1	14-3
Ole Miss	4-1	14-3
South Carolina	4-1	9-8
Auburn	2-2	13-4
Alabama	2-3	11-6
Florida	2-3	10-7
Mississippi State	2-2	14-3
Missouri	1-3	10-6
Arkansas	1-4	10-7
Georgia	1-4	9-8
Texas A&M	1-4	7-9
Vanderbilt	0-5	9-8

## THIS WEEK IN THE SEC

### Tuesday, January 22

- \*Auburn at South Carolina SEC Network 6:30 pm
- \*Mississippi State at Kentucky ESPN 7:00 pm
- \*Texas A&M at Florida SEC Network 8:30 pm
- \*Ole Miss at Alabama ESPNU 9:00 pm

### Wednesday, January 23

- \*Tennessee at Vanderbilt ESPN2 7:00 pm
- \*Georgia at LSU SEC Network 7:00 pm
- \*Missouri at Arkansas SEC Network 9:00 pm

### Saturday, January 26

#### SEC/Big 12 Challenge

- Alabama at Baylor ESPNU Noon
- Florida at TCU ESPN2 Noon
- Iowa State at Ole Miss ESPN Noon
- Texas at Georgia ESPN2 2:00 pm
- South Carolina at Oklahoma State ESPNU 2:00 pm**
- Kansas State at Texas A&M ESPN 2:00 pm
- West Virginia at Tennessee ESPN 4:00 pm
- Vanderbilt at Oklahoma ESPN2 4:00 pm
- Kansas at Kentucky ESPN 6:00 pm
- Arkansas at Texas Tech ESPN2 6:00 pm
- \*LSU at Missouri SEC Network 6:00 pm
- \*Auburn at Mississippi State SEC Network 8:30 pm

## NEXT WEEK IN THE SEC

### Tuesday, January 29

- \*Tennessee at South Carolina SEC Network 6:30 pm
- \*Georgia at Arkansas ESPNU 7:00 pm
- \*Mississippi State at Alabama SEC Network 8:30 pm
- \*Kentucky at Vanderbilt ESPN/2 9:00 pm

### Wednesday, January 30

- \*Ole Miss at Florida SEC Network 6:30 pm
- \*Missouri at Auburn SEC Network 8:30 pm
- \*LSU at Texas A&M ESPN2/U 9:00 pm

## GAMECOCKS ADD THREE DURING EARLY SIGNING PERIOD

> South Carolina head coach Frank Martin announced the signing of Trey Anderson (F - 6-7 - 185 - San Diego, Calif./Mater Dei/Woodstock Academy), Trae Hannibal (G - 6-2 - 200 - Hartsville, S.C./Hartsville) and Wildens Leveque (F - 6-10 - 230 - Brockton, Mass./Gould Academy) to national letters of intent during the early signing period. The trio will join the Gamecocks in 2019.



**2,728** - Carolina's two-game road swing at Wyoming and then at Michigan in early December totaled 2,728 nautical miles roundtrip from Columbia, to Laramie, to Ann Arbor, and back to Columbia.

**6** - Junior forward Maik Kotsar blocked a career high six shots in Carolina's Dec. 31st win over North Greenville. His previous career high was three blocks, which he had done twice.

**71** - Florida led the SEC in scoring defense entering the matchup in Gainesville on Jan. 5, allowing opponents to register just 59.8 points per game. Carolina's 71 points marked the second-most given up by the Florida defense this season (81 vs. FSU).

**80.0%** - Through the first seven games of the season, rookie guard A.J. Lawson hit just 57.4 percent (27-47) of his attempts at the foul line, but in the last nine games, he has connected on 19-of-25 attempts at the line, 76.0 percent.

**700/1,000** - Senior forward Chris Silva pulled down seven rebounds in the Dec. 22 matchup vs. Clemson, bringing his career total in the category to 705. Silva became just the 10th Gamecock all-time to record 700 rebounds, and the eighth to pull down 700 and score at least 1,000 points in his career.

**7:17** - South Carolina's defense was locked in during the final minutes of the road win at Florida, holding the Gator offense without a made field goal the final 7:17 of the contest.

## **SILVA GARNERS PRESEASON ACCOLADES**

> Following a standout junior season, senior forward Chris Silva garnered numerous preseason accolades entering the 2018-19 campaign. The Libreville, Gabon, native was named to the Preseason All-SEC First Team by the media and league coaches, while also being named to the Karl Malone Award Watch List, as well as the Naismith Trophy Watch List and the Wooden Award Preseason Top 50 Watch List as well. For his career, Silva has 16 double-doubles, 56 double-figure scoring games and 39 games with two or more blocks.

## **LAWSON NAMED SEC FRESHMAN OF THE WEEK**

> Rookie guard A.J. Lawson was named the SEC Freshman of the Week on Nov. 19. The Toronto, Ontario, Canada, native averaged 15.7 points, 6.3 rebounds and 5.3 assists against Norfolk State, Providence and George Washington the previous week, including a 19-point, nine rebound, five assist effort in Carolina's win over GW. He began the week tying for game-high honors with 18 points while dishing out a season-high eight assists against Norfolk State, before posting double-figures in both games at the Mohegan Sun Arena. The weekly honor was the first of Lawson's career. It was the first Freshman of the Week award for a Gamecock since Sindarius Thornwell during the 2013-14 campaign.

## **SILVA NAMED CANDIDATE FOR SENIOR CLASS AWARD**

> South Carolina senior forward Chris Silva has been named one of 30 candidates for the 2018-19 Senior CLASS Award. To be eligible for the award, a student-athlete must be classified as an NCAA Division I senior and have notable achievements in four areas of excellence: community, classroom, character and competition.

An acronym for Celebrating Loyalty and Achievement for Staying in School, the Senior CLASS Award focuses on the total student-athlete and encourages students to use their platform in athletics to make a positive impact as leaders in their communities.

Silva maintains a strong GPA in the classroom as an integrated information technology major at Carolina, along with his accomplishments on the court and in the community. He has participated in numerous community outreach events during his time in the Garnet and Black. On the court, Silva is Carolina's top returning scorer and rebounder from a season ago, and is currently averaging 10.3 points and a team high 5.8 rebounds per contest.

# ROSTER BREAKDOWN

# 2018-19 SOUTH CAROLINA BASKETBALL ROSTERS

## Alphabetical Roster

No.	Name	Pos.	Ht.	Wt.	Cl.	Exp.	Hometown/High/Last School
52	Jair Bolden	G	6-3	210	JR	2VL/TR	Brooklyn, N.Y./Westtown School (Pa.)/George Washington
31	Raymond "Quad" Borup	F	6-6	212	R-JR	N/A	Leesburg, Va./Loudoun County/Christopher Newport
24	Keyshawn Bryant	F	6-6	190	FR	HS	Winter Haven, Fla./Winter Haven
4	Tre Campbell	G	6-0	183	GR	2VL/TR	Washington, D.C./St. John's College HS/Georgetown
5	Jermaine Couisnard	G	6-4	202	FR	HS	East Chicago, Ind./Montverde Academy
33	Jason Cudd	F	7-1	263	SO	1VL	Myrtle Beach, S.C./Socastee
20	Alanzo Frink	F	6-6	265	FR	HS	Jersey City, N.J./Roselle (N.J.) Catholic
2	Hassani Gravett	G	6-2	188	R-SR	2VL/TR	Villa Rica, Ga./Alexander/Pensacola State College
13	Felipe Haase	F	6-9	253	SO	1VL	Osorno, Chile/Miami (Fla.) Christian School
23	Evan Hinson	G	6-4	240	JR	2VL	Deltona, Fla./Deltona
21	Maik Kotsar	F	6-11	264	JR	2VL	Tallinn, Estonia/Sunrise Christian Academy (Wichita, Kan.)
00	A.J. Lawson	G	6-6	172	FR	HS	Mississauga, Ontario, Canada/GTA Prep
10	Justin Minaya	F	6-5	215	SO	1VL	Harrington Park, N.J./Northern Valley at Old Tappan
1	T.J. Moss	G	6-2	193	FR	HS	Memphis, Tenn./Findlay Prep (Nevada)
14	Nathan Nelson	F	6-5	174	FR	HS	Murfreesboro, Tenn./Blackman
30	Chris Silva	F	6-9	234	SR	3VL	Libreville, Gabon/Roselle (N.J.) Catholic

## Numerical Roster

No.	Name	Pos.	Ht.	Wt.	Cl.	Exp.	Hometown/High/Last School
00	A.J. Lawson	G	6-6	172	FR	HS	Mississauga, Ontario, Canada/GTA Prep
1	T.J. Moss	G	6-2	193	FR	HS	Memphis, Tenn./Findlay Prep (Nevada)
2	Hassani Gravett	G	6-2	188	R-SR	2VL/TR	Villa Rica, Ga./Alexander/Pensacola State College
4	Tre Campbell	G	6-0	183	GR	2VL/TR	Washington, D.C./St. John's College HS/Georgetown
5	Jermaine Couisnard	G	6-4	202	FR	HS	East Chicago, Ind./Montverde Academy
10	Justin Minaya	F	6-5	215	SO	1VL	Harrington Park, N.J./Northern Valley at Old Tappan
13	Felipe Haase	F	6-9	253	SO	1VL	Osorno, Chile/Miami (Fla.) Christian School
14	Nathan Nelson	F	6-5	174	FR	HS	Murfreesboro, Tenn./Blackman
20	Alanzo Frink	F	6-6	265	FR	HS	Jersey City, N.J./Roselle (N.J.) Catholic
21	Maik Kotsar	F	6-11	264	JR	2VL	Tallinn, Estonia/Sunrise Christian Academy (Wichita, Kan.)
23	Evan Hinson	G	6-4	240	JR	2VL	Deltona, Fla./Deltona
24	Keyshawn Bryant	F	6-6	190	FR	HS	Winter Haven, Fla./Winter Haven
30	Chris Silva	F	6-9	234	SR	3VL	Libreville, Gabon/Roselle (N.J.) Catholic
31	Raymond "Quad" Borup	F	6-6	212	R-JR	N/A	Leesburg, Va./Loudoun County/Christopher Newport
33	Jason Cudd	F	7-1	263	SO	1VL	Myrtle Beach, S.C./Socastee
52	Jair Bolden	G	6-3	210	JR	2VL/TR	Brooklyn, N.Y./Westtown School (Pa.)/George Washington

**Head Coach:** Frank Martin (Florida International, '93)

**Assistant Coach:** Perry Clark (Gettysburg, '74)

**Assistant Coach:** Chuck Martin (Monmouth, '93)

**Assistant Coach:** Bruce Shingler (St. Augustine's College, '05)

**Director of Basketball Operations:** Andy Assaley (Cincinnati, '96)

**Strength & Conditioning Coach:** Scott Greenawalt (Muskingum College, '98)

**Athletic Trainer:** Mark Rodger (Buffalo, '01)

**Video Coordinator:** Jay Gibbons (Clayton State, '03)

**Student-Athlete Development:** Doug Edwards (Florida State, '07)

**Special Assistant to the Head Coach:** Jarett Gerald (South Carolina, '11)

**Director of Social Media:** Dushawn Davis (Coastal Carolina, '11)

**Administrative Assistant:** John Reynolds (The Citadel, '11)

**Graduate Student Manager:** TeMarcus Blanton (South Carolina '18)

**Assistant Director of Performance Nutrition:** Sarah Underriner-Weber

**Director of Athletics Communications and Public Relations:** Emily Miles (Ball State, '03)

## TOP RETURNING ...

Scorer.....	Silva (14.3 ppg)
Rebounder.....	Silva (8.0 rpg)
Assist Maker.....	Gravett (3.6 apg)
FG Shooter *.....	Silva (46.7%)
3-Point FG Shooter \$.....	Minaya (36.4%)
FT Shooter \$.....	Silva (75.3%)
Shot Blocker.....	Silva (1.4 bpg)
Steal Maker.....	Kotsar (0.9 spg)

\* at least 100 attempts

\$ at least 50 attempts

## PRONUNCIATION GUIDE

Jy-ear Bolden
Mike Coat-sar
Fa-leep-ay Haas-ay

### Returning Starters (5)

Hassani Gravett  
Evan Hinson  
Maik Kotsar  
Justin Minaya  
Chris Silva  
*\*based on final game of 2017-18 season*

### Returning Letterwinners (7)

Jason Cudd  
Hassani Gravett  
Felipe Haase  
Evan Hinson  
Maik Kotsar  
Justin Minaya  
Chris Silva

### Guards (7)

Jair Bolden  
Tre Campbell  
Jermaine Couisnard  
Hassani Gravett  
Evan Hinson  
A.J. Lawson  
T.J. Moss

### Forwards (8)

Quad Borup  
Keyshawn Bryant  
Jason Cudd  
Alanzo Frink  
Felipe Haase  
Maik Kotsar  
Justin Minaya  
Nathan Nelson  
Chris Silva

### By Height

Tre Campbell (6-0)  
Hassani Gravett (6-2)  
T.J. Moss (6-2)  
Jair Bolden (6-3)  
Jermaine Couisnard (6-4)  
Evan Hinson (6-4)  
Justin Minaya (6-5)  
Nathan Nelson (6-5)  
Quad Borup (6-6)  
Keyshawn Bryant (6-6)  
Alanzo Frink (6-6)  
A.J. Lawson (6-6)  
Felipe Haase (6-9)  
Chris Silva (6-9)  
Maik Kotsar (6-11)  
Jason Cudd (7-1)





# HEAD COACH FRANK MARTIN

HEAD COACH | 12TH SEASON OVERALL | 239-152 (.611) | SEVENTH SEASON AT SOUTH CAROLINA | 122-98 (.554)

## THE MARTIN FILE

### COACHING

#### Experience

34th year

#### College Experience

19th season

#### College Head Coach Experience

12th season

#### Hire Date At Carolina

March 27, 2012

### PERSONAL

#### Hometown

Miami, Fla.

#### Alma Mater

Florida International, 1993 (B.A. Physical Ed.)

#### Family

Wife, Anya

Children, Brandon, Amalia and Christian

### COACHING RESUME

#### High School

Miami Senior High, 1985-93

Varsity Boys' Assistant Coach

Junior Varsity Boys' Head Coach

North Miami High, Head Coach, 1993-95

Miami Senior High, Head Coach, 1995-98

B.T. Washington High, Head Coach, 1999-2000

#### College Assistant Coach

Northeastern, 2000-04

Cincinnati, 2004-06

Kansas State, 2006-07

#### College Head Coach

Kansas State, 2007-12

South Carolina, 2012-present

Frank Martin was named the head men's basketball coach at the University of South Carolina on March 27, 2012, becoming the 32nd head coach in the history of the South Carolina program, which is in its 111th season as a varsity sport in 2018-19. Martin owns a 230-144 (.614) overall record as a head coach, entering his 12th season overall, and a 113-90 (.556) record entering his seventh season at South Carolina. Martin was named the 2017 Jim Phelan National Coach of the Year after leading the Gamecocks to the best season in school history during the 2016-17 campaign, as the squad advanced to the program's first Final Four and recorded a school record 26 wins.

The 2016-17 campaign would go on to be the best season in school history, as the Gamecocks set a school record with 26 wins, advanced to the NCAA Tournament for the first time since 2004, posted the first program win in the NCAA Tournament since 1973, and advanced to the school's first Final Four, falling by just four points, 77-73, to Gonzaga in the national semifinals in Phoenix. South Carolina captured back-to-back 20-win seasons for the first time since a string of three-straight 20-win campaigns from 2003-2006, and the Gamecocks posted double-digit league victories for just the fifth time since joining the SEC in 1992. South Carolina was ranked in the AP poll for nine weeks and in the coaches poll for 10 weeks during the regular season, and the Gamecocks were ranked No. 6 in the final USA Today Coaches Poll following the Final Four run. Carolina rose to as high as 16th in the AP Poll, which was its highest rank since the Gamecocks were ranked 14th in the final poll of the 1997-98 season.

South Carolina completed its fourth-consecutive winning season in 2017-18, finishing the campaign with a 17-16 mark. The

Gamecocks collected upset wins over No. 18/16 Kentucky and No. 10/11 Auburn at home, while also capturing a road victory at No. 20/22 Florida during league action. Junior forward Chris Silva excelled during the year, leading the Gamecocks in points (14.3) and rebounds (8.0) per game, en route to being named to the All-SEC First Team, the All-Defensive Team and co-Defensive Player of the Year by league coaches.

Silva's First-Team selection marked the third straight season that Carolina has held a place on the First Team, following Michael Carrera's 2016 honor, and Sindarius Thornwell's 2017 selection.

Statistically last season, Carolina ranked among the nation's best, leading the SEC and ranking 23rd nationally with 12.58 offensive rebounds per game. The Gamecocks also excelled at the free throw line, ranking 20th in the nation in free throw attempts and 31st in attempts made at the line. Following the season, seven Gamecocks earned academic laurels from the SEC, continuing Carolina's success in the classroom.

Prior to his appointment in Columbia, Martin spent the previous five seasons as the head coach at Kansas State University, leading the Wildcats to the NCAA Tournament four times, including a trip to the Elite Eight, during the 2009-10 campaign when the squad won a school record 29 contests.

A native of Miami, Fla., Martin earned his bachelor's degree in physical education from Florida International in 1993. He and his wife, Anya, have three children, Brandon, a freshman on the men's basketball team at USC Upstate, Amalia and Christian.

## MARTIN'S CAREER RECORD, YEAR-BY-YEAR

YEAR	RECORD	CONFERENCE (FINISH)	POSTSEASON
2007-08	21-12	10-6 (3rd)	1-1; NCAA Tournament 2nd Round
2008-09	22-12	9-7 (t4th)	1-1; NIT
2009-10	29-8	11-5 (t2nd)	3-1; NCAA Tournament Elite Eight
2010-11	23-11	10-6 (t3rd)	1-1; NCAA Tournament Third Round
2011-12	22-11	10-8 (5th)	1-1; NCAA Tournament Third Round
2012-13	14-18	4-14 (t12th)	-
2013-14	14-20	5-13 (13th)	-
2014-15	17-16	6-12 (t11th)	-
2015-16	25-9	11-7 (t3rd)	1-1; NIT
2016-17	26-11	12-6 (t3rd)	4-1; NCAA Final Four
2017-18	17-16	7-11 (t11th)	-
2018-19	9-8	4-1	-
<b>Totals</b>	<b>239-152 (.611)</b>	<b>99-96 (.507)</b>	<b>12-7 (.631)/5 NCAA/2 NIT</b>

# GAMECOCK SUPERLATIVES UNDER MARTIN

## Most Field Goals Made

- 39, vs. High Point (March 15, 2016)
- 37, vs. Hofstra (Nov. 22, 2015)
- 35, vs. Marquette (March 17, 2017)
- 35, vs. Lander (Dec. 27, 2016)
- 34, vs. George Washington (Nov. 18, 2018)
- 34, vs. Lipscomb (Nov. 27, 2015)
- 34, vs. Marshall (Dec. 30, 2013)

## Most Field Goals Attempted

- 88, vs. Alabama (Feb. 7, 2017)
- 81, vs. Miss. State (Jan. 8, 2019)
- 73, vs. Georgia (March 3, 2016)
- 72, vs. Oral Roberts (Nov. 16, 2015)
- 70, vs. Texas A&M (Jan. 7, 2017)

## Highest Field Goal Percent

- 60.0 (39-65) vs. High Point (March 15, 2016)
- 58.7 (27-46) vs. Holy Cross (Nov. 13, 2016)
- 58.3 (28-48) vs. Saint Mary's (Dec. 22, 2013)
- 57.7 (30-52) vs. Arkansas (Jan. 26, 2013)
- 56.4 (22-39) vs. Missouri State (Nov. 24, 2012)

## Most 3-Point Field Goals Made

- 15, vs. Auburn (Jan. 24, 2017)
- 13, vs. George Washington (Nov. 18, 2018)
- 13, vs. Georgia (Feb. 21, 2018)
- 13, vs. Rider (Nov. 19, 2012)
- 12, vs. Ole Miss (March 7, 2018)
- 12, vs. LSU (Feb. 28, 2018)
- 12, vs. Holy Cross (Nov. 13, 2016)
- 12, at Texas A&M (Feb. 6, 2016)
- 11, vs. Norfolk State (Nov. 13, 2018)
- 11, at Florida (Jan. 24, 2018)
- 11, vs. Wofford (Nov. 10, 2017)
- 11, vs. Georgia (Feb. 4, 2017)
- 11, vs. Auburn (March 12, 2014)

## Most 3-Point Field Goals Attempted

- 32, vs. Illinois State (Nov. 16, 2017)
- 31, vs. Georgia (Feb. 21, 2018)
- 31, vs. Alabama (Feb. 7, 2017)
- 31, vs. Mississippi State (March 13, 2013)
- 30, at Ole Miss (March 4, 2017)
- 30, at Alabama (Feb. 24, 2015)

## Highest 3-Point Field Goal Percentage (min. 10 attempts)

- 73.3 (11-15) vs. Auburn (March 12, 2014)
- 58.3 (7-12) vs. Arkansas (Jan. 26, 2013)
- 57.7 (15-26) vs. Auburn (Jan. 24, 2017)
- 57.1 (12-21) vs. Ole Miss (March 7, 2018)
- 57.1 (12-21) at Texas A&M (Feb. 6, 2016)
- 57.1 (8-14) at Georgia (Jan. 22, 2014)

## Most Free Throws Made

- 46, vs. Memphis (Jan. 2, 2016)
- 35, vs. Alabama (Feb. 7, 2017)
- 30, vs. Arkansas (March 13, 2014)
- 29, vs. Missouri (Jan. 13, 2019)
- 29, vs. Norfolk State (Nov. 14, 2015)

## Most Free Throws Attempted

- 63, vs. Memphis (Jan. 2, 2016)
- 50, vs. Alabama (Feb. 7, 2017)
- 46, vs. Alabama (Jan. 30, 2016)
- 42, vs. Norfolk State (Nov. 14, 2015)
- 41, vs. Mississippi State (Jan. 26, 2016)
- 41, vs. Arkansas (March 13, 2014)

## Highest Free Throw Percentage (min. 10 attempts)

- 93.8 (15-16) vs. Holy Cross (Nov. 13, 2016)
- 93.3 (14-15) vs. Tennessee (Jan. 20, 2015)
- 92.9 (13-14) at Georgia (Feb. 17, 2015)
- 92.3 (12-13) at Tennessee (March 7, 2015)
- 86.4 (19-22) at Florida (Feb. 21, 2017)

## Most Offensive Rebounds

- 26, vs. Vanderbilt (Feb. 13, 2014)
- 24, at St. John's (Nov. 29, 2012)
- 23, vs. Alabama (Feb. 7, 2017)
- 22, at Texas A&M (Feb. 3, 2018)
- 21, vs. Akron (Nov. 23, 2014)
- 21, at Mississippi State (March 8, 2014)
- 21, at Clemson (Nov. 17, 2013)

## Most Defensive Rebounds

- 38, vs. Oklahoma State (Dec. 6, 2014)
- 38, vs. Longwood (Nov. 9, 2013)
- 37, vs. Limestone (Dec. 27, 2017)
- 35, vs. Memphis (Jan. 2, 2016)
- 34, vs. Vanderbilt (Jan. 9, 2016)
- 34, vs. Western Carolina (Nov. 30, 2015)

## Most Total Rebounds

- 53, vs. Memphis (Jan. 2, 2016)
- 52, vs. Limestone (Dec. 27, 2017)
- 52, vs. Alabama (Feb. 7, 2017)
- 51, vs. Mississippi State (Jan. 26, 2016)
- 51, vs. Western Carolina (Nov. 30, 2015)

## Most Personal Fouls

- 33, at Georgia (Feb. 22, 2014)
- 32, vs. Illinois State (Nov. 16, 2017)
- 32, vs. Marshall (Dec. 30, 2013)
- 31, at Texas A&M (Jan. 15, 2014)
- 30, at Memphis (Dec. 30, 2016)
- 30, at Auburn (Feb. 26, 2014)

## Most Points

- 98, vs. Auburn (Jan. 24, 2017)
- 97, vs. North Greenville (Dec. 31, 2018)
- 94, vs. LSU (Feb. 10, 2016)
- 94, vs. Hofstra (Nov. 22, 2015)
- 93, vs. Marquette (March 17, 2017)

## Fewest Points

- 36, at Florida (Jan. 30, 2012)
- 41, vs. Florida (Feb. 10, 2018)
- 43, at Kentucky (Feb. 14, 2015)
- 43, vs. Kentucky (Jan. 24, 2015)
- 44, vs. Tennessee (March 14, 2014)

## Most Assists

- 25, vs. High Point (March 15, 2016)
- 24, vs. Lipscomb (Nov. 27, 2015)
- 23, vs. Auburn (Jan. 24, 2017)
- 22, at FIU (Nov. 27, 2017)
- 22, at Texas A&M (Feb. 6, 2015)
- 22, vs. Rider (Nov. 19, 2012)

## Fewest Turnovers

- 5, vs. Georgia (Feb. 21, 2018)
- 5, vs. Gonzaga (April 1, 2017)
- 6, vs. Texas A&M (Jan. 7, 2017)
- 6, vs. Kentucky (March 1, 2014)
- 7, at Georgia (Jan. 13, 2018)
- 7, at USF (Dec. 17, 2016)
- 7, vs. Mississippi State (Feb. 28, 2015)
- 7, at Georgia (Feb. 17, 2015)
- 7, vs. Georgia (Feb. 22, 2014)
- 7, vs. Akron (Dec. 28, 2013)
- 7, at Kentucky (Feb. 5, 2013)
- 7, vs. Vanderbilt (Jan. 19, 2013)

## Most Blocks

- 12, vs. Coastal Carolina (Nov. 30, 2018)
- 11, vs. North Greenville (Dec. 31, 2018)
- 11, at Texas A&M (Feb. 3, 2018)
- 10, vs. Lander (Dec. 27, 2016)
- 10, vs. High Point (March 15, 2016)
- 10, vs. UNC Asheville (Nov. 26, 2014)

## Most Steals

- 13, vs. FIU (Dec. 4, 2016)
- 13, vs. Francis Marion (Dec. 30, 2015)
- 13, at Marshall (Dec. 1, 2014)
- 12, at Tennessee (Jan. 11, 2017)
- 12, vs. Syracuse (Nov. 26, 2016)
- 12, vs. USF (Dec. 5, 2015)
- 12, vs. Lipscomb (Nov. 27, 2015)
- 12, vs. Ole Miss (March 12, 2015)
- 12, vs. UNC Asheville (Nov. 26, 2014)

## Most Points By Opponent

- 97, at Georgia (Jan. 22, 2014)
- 90, vs. Alabama (Feb. 7, 2017)
- 90, vs. Missouri (Feb. 28, 2013)
- 89, at Michigan (Dec. 8, 2018)
- 89, vs. Kentucky (Feb. 13, 2016)
- 89, at St. John's (Nov. 29, 2012)

## Fewest Point By Opponent

- 44, vs. Longwood (Nov. 9, 2013)
- 45, vs. Limestone (Dec. 27, 2017)
- 45, vs. Akron (Dec. 28, 2013)
- 45, vs. Cornell (Nov. 20, 2014)
- 45, vs. Clemson (Dec. 19, 2014)

## Most Field Goals Made By Opponent

- 33, at St. John's (Nov. 29, 2012)
- 32, vs. Missouri (Feb. 28, 2013)
- 31, vs. Wofford (Nov. 26, 2018)
- 31, vs. Kentucky (Feb. 13, 2016)
- 30, vs. Mississippi State (Jan. 31, 2018)
- 30, at Alabama (Jan. 9, 2018)
- 30, vs. Arkansas (Feb. 15, 2017)
- 30, vs. Alabama (Feb. 7, 2017)
- 30, vs. Georgia Tech (March 21, 2016)
- 30, vs. Arkansas (March 5, 2015)

## Fewest Field Goals Made By Opponent

- 10, vs. Michigan (Nov. 23, 2016)
- 11, vs. Georgia (Jan. 31, 2015)
- 13, vs. Limestone (Dec. 27, 2017)
- 13, vs. Akron (Dec. 28, 2013)
- 13, vs. Longwood (Nov. 9, 2013)

## Highest Opponent Field Goal Percent

- 69.6 (32-46) vs. Missouri (Feb. 28, 2013)
- 61.4 (27-44) at Kentucky (Feb. 5, 2013)
- 58.8 (30-51) at Alabama (Jan. 9, 2018)
- 58.5 (24-41) vs. Auburn (Jan. 12, 2013)
- 58.3 (28-48) at Kentucky (Jan. 21, 2017)

## Most Rebounds By Opponent

- 62, vs. Alabama (Feb. 7, 2017)
- 49, vs. LSU (Jan. 19, 2019)
- 49, vs. Stony Brook (Nov. 9, 2018)
- 49, vs. Seton Hall (Dec. 12, 2016)
- 49, vs. LSU (Feb. 14, 2013)

## Fewest Rebounds By Opponent

- 16, vs. Holy Cross (Nov. 13, 2016)
- 20, vs. NC A&T (Dec. 30, 2014)
- 22, vs. Drexel (Dec. 15, 2015)
- 22, vs. Morgan State (Nov. 16, 2012)
- 23, vs. Hofstra (Nov. 22, 2015)
- 23, vs. Alabama (Jan. 13, 2015)
- 23, vs. Manhattan (Dec. 22, 2012)
- 23, vs. Rider (Nov. 19, 2012)





# COLONIAL LIFE ARENA

HOME OF GAMECOCK BASKETBALL [COLONIAL LIFE ARENA RECORD: 192-91 (.678)]

## FUN FACTS ABOUT COLONIAL LIFE ARENA

- > **16,880** cubic yards of earth moved, which is enough to fill 222 swimming pools
- > **3,848** tons of steel, which would weigh equal to 96,200 quarters, which would equal \$24,050
- > **125** miles of cable, which would stretch between Columbia and Folly Beach
- > **1,872** tons of cooling, which would cool an average of 12 grocery stores
- > **205,384** bricks and **60,137** concrete blocks, which would stretch the entire length of Lake Murray (41 miles)
- > **8,750** gallons of paint, which would paint approximately 115 average Columbia 2-story houses
- > **4,781** square yards of carpet, which would carpet approximately the field at Williams-Brice Stadium
- > **443** people working on building the arena at a given time, which would staff 44 fast food restaurants
- > **1,158,000** man-hours to complete Colonial Life Arena, which would equal two working hours from each person living in the Columbia Metro area



SOUTH CAROLINA VS. KENTUCKY, JAN. 16, 2018

## KEY ARENA DATES/ MEMORABLE MOMENTS

- > **April 2001** - Construction begins
- > **Nov. 24, 2002** - Carolina defeats ETSU, 71-66, in its first contest in the building
- > **Jan. 8, 2003** - The Gamecocks post a 55-49 win in the first SEC contest at the building over Ole Miss.
- > **March 15, 2006** - Carolina defeats Western Kentucky, 74-55, in the first round of the Postseason NIT. The Gamecocks would go on to win their second straight NIT Championship later that month.
- > **Jan. 21, 2009** - Zam Fredrick scores on a last second lay-in to propel the Gamecocks past Florida, 70-69, at the buzzer. Carolina would go on to capture the 2009 SEC Eastern Division Co-Championship.
- > **Jan. 26, 2010** - Led by heralded senior Devan Downey, Carolina posted its first win over a No. 1 ranked opponent (AP poll) in school history when it defeated top-ranked Kentucky, 68-62.
- > **Feb. 7, 2017** - The Gamecocks would battle Alabama into a four-overtime contest, with the Crimson Tide eventually closing the 90-86 win. Senior guard Sindarius Thornwell scored 44 points and pulled down 21 rebounds in the game. Carolina would go on to its first Final Four in program history later that season.



RENALDO BALKMAN, 2006 NIT MVP



DEVAN DOWNEY VS. KENTUCKY, JAN. 26, 2010



SINDARIUS THORNWELL, 2017 EAST REGIONAL ALL-TOURNAMENT MOST OUTSTANDING PLAYER



# 2018-19 GAMECOCK SUPERLATIVES

## GAMECOCKS' RECORD WHEN ...

At home	6-4
On the road	2-3
At neutral sites	1-1
In overtime	1-0
vs. Top 25 team	0-2
vs. Top 10 team	0-2
vs. Top 3 team	0-0
Leading at half	7-2
Trailing at half	2-6
Tied at half	0-0
Shooting 50% or better	2-1
Shooting between 39-49.9%	6-3
Shooting less than 39%	1-4
Opp. shooting 50% or better	0-2
Opp. shooting between 39-49.9%	5-5
Opp. shooting less than 39%	4-1
Shooting better than opp.	6-3
Shooting worse than/equal to opp.	3-5
Starters out-score opp. starters	4-2
Opp. starters score/equal more	4-6
Bench out-scores opp. bench	8-5
Opp. bench scores more/equals	1-3
Having more FTs than opp.	5-3
Having equal/less FTs than opp.	4-5
Have more TOs than opp.	1-3
Having equal/less TOs than opp.	8-5
Having more rebounds than opp.	7-2
Having equal/less rebounds than opp.	2-6
Making 6 or more 3FGs	7-3
Having 15 or more assists	3-1
Score more points in paint than opp.	8-5
Scoring equal/less points in paint than opp.	1-3
Scoring more points off TOs than opp.	7-4
Scoring equal/less points off TOs than opp.	2-4
Scoring more 2nd-chance points than opp.	7-4
Scoring equal/less 2nd-chance points than opp.	2-4
Scoring more fast break points than opp.	7-3
Scoring equal/less fast break points than opp.	2-5
Wearing white uniforms	7-4
Wearing Garnet uniforms	1-1
Wearing Black uniforms	1-3
Playing on live TV/live broadcast	9-8
Playing in November	4-3
Playing in December	1-4
Playing in January	4-1
Playing in February	0-0
Playing in March	0-0
Playing a day-game	3-3
Playing a night-game	6-5
Playing on Sunday	2-0
Playing on a Monday	1-1
Playing on a Tuesday	3-0
Playing on a Wednesday	1-2
Playing on a Thursday	0-0
Playing on a Friday	1-1
Playing on a Saturday	1-4
Scoring margin is 5 points or less	3-1
Margin is between 6-10	2-3
Margin is between 11-20	2-3
Margin is more than 20	2-1
Scoring 59 points or less	0-1
Scoring 60-69 points	1-5
Scoring 70-79 points	2-1
Scoring 80-89 points	4-1
Scoring 90-99 points	2-0
Scoring 100+ points	0-0

## MISCELLANEOUS

Current streak	L1
Home court streak	W3
Away streak	L1
Neutral court streak	W1

*(tried for team lead also included)*

Scoring Leaders	'18-19	Career
A.J. Lawson	7	7
Chris Silva	4	20
Hassani Gravett	3	7
Maik Kotsar	2	4
Keyshawn Bryant	2	2
Felipe Haase	1	1

Rebounding Leaders	'18-19	Career
Chris Silva	5	52
Maik Kotsar	4	19
A.J. Lawson	4	4
Hassani Gravett	2	7
Alanzo Frink	2	2
Felipe Haase	1	5
Justin Minaya	1	4
Keyshawn Bryant	1	1

Assists Leaders	'18-19	Career
A.J. Lawson	8	8
Hassani Gravett	3	26
T.J. Moss	2	2
Maik Kotsar	1	8
Felipe Haase	1	5
Tre Campbell	1	4
Chris Silva	1	2
Keyshawn Bryant	1	1

Blocks Leaders	'18-19	Career
Chris Silva	11	59
Maik Kotsar	6	20
Keyshawn Bryant	4	4
Felipe Haase	2	4
Hassani Gravett	1	5

Steals Leaders	'18-19	Career
A.J. Lawson	6	6
Maik Kotsar	5	19
Chris Silva	3	14
Hassani Gravett	3	7
Tre Campbell	2	16
Keyshawn Bryant	2	2
T.J. Moss	1	1

Double-Figure Scoring	'18-19	Career
A.J. Lawson	11	11
Chris Silva	10	65
Hassani Gravett	10	20
Keyshawn Bryant	7	7
Maik Kotsar	4	24
Justin Minaya	3	14
Tre Campbell	3	12
Felipe Haase	3	10
T.J. Moss	2	2

20+ points	'18-19	Career
A.J. Lawson	4	4
Chris Silva	2	7
Hassani Gravett	2	2
Keyshawn Bryant	1	1
Maik Kotsar	1	1

30+ points	'18-19	Career
-	-	-

Double-Figure Rebounding	'18-19	Career
Chris Silva	4	22
Hassani Gravett	1	2
Maik Kotsar	1	2

5+ assists	'18-19	Career
A.J. Lawson	4	4
Hassani Gravett	1	11

3+ steals	'18-19	Career
Maik Kotsar	4	9
A.J. Lawson	3	3
Tre Campbell	2	5
Chris Silva	2	5
Hassani Gravett	2	3
Keyshawn Bryant	1	1

## Miscellaneous

Largest Halftime Lead		
SC	38, vs. George Washington, Nov. 18, 2018	
Opp	20, LSU, Jan. 19, 2019	
Smallest Halftime Lead		
SC	8, vs. USC Upstate, Nov. 6, 2018	
Opp	1, Stony Brook, Nov. 9, 2018	
Fewest Points In First Half		
SC	25, vs. Wofford, Nov. 26, 2018	
Opp	18, George Washington, Nov. 18, 2018	
Most Points In First Half		
SC	56, vs. George Washington, Nov. 18, 2018	
Opp	48, LSU, Jan. 19, 2019	
Fewest Points In Second Half		
SC	34, 2x, last vs. Clemson, Dec. 22, 2018	
Opp	30, vs. USC Upstate, Nov. 6, 2018	
Most Points In Second Half		
SC	49, vs. Stony Brook, Nov. 9, 2018	
Opp	53, Wofford, Nov. 26, 2018	
Most Points in Overtime		
SC	12, vs. Mississippi State, Jan. 8, 2019	
Opp	7, Mississippi State, (Jan. 8, 2019)	
Largest Margin of Victory		
SC	35, vs. George Washington, Nov. 18, 2018	
Opp	22, LSU, Jan. 19, 2019	
Smallest Margin of Victory		
SC	2, at Florida, Jan. 5, 2019	
Opp	2, Stony Brook, Nov. 9, 2018	

2+ blocks	'18-19	Career
Chris Silva	10	49
Maik Kotsar	3	11
Felipe Haase	1	1
Keyshawn Bryant	1	1

Double-Doubles	'18-19	Career
Chris Silva	4	19
Maik Kotsar	1	2

Dunks	'18-19	Career
Keyshawn Bryant	18	18
Chris Silva	13	85
A.J. Lawson	11	11
Maik Kotsar	2	7
Evan Hinson	1	3

Charges Drawn	'18-19
Chris Silva	8
Maik Kotsar	5
Alanzo Frink	2

## 2018-19 GAME-BY-GAME

	Date	Result	FG-A	Pct	3FG-A	Pct	FT-A	Pct	O-D-Total	PF	Pts	A	TO	Blk	Stl	Min	Half
USC Upstate			19-58	.328	7-25	.250	7-10	.700	8-26-34	28	52	10	22	3	7	200	22
South Carolina	Nov. 6, 2018	W	19-58	.328	0-18	.000	27-37	.730	19-31-50	13	65	6	19	3	11	200	30
Stony Brook & South Carolina	Nov. 9, 2018	L	27-70	.386	10-22	.455	19-23	.826	22-27-49	22	83	15	15	3	5	200	33
Norfolk State & South Carolina	Nov. 13, 2018	W	29-63	.460	9-23	.391	14-26	.538	12-21-33	21	81	18	10	5	4	200	32
vs. Providence ^			20-47	.426	10-22	.455	14-22	.636	3-21-24	22	64	8	15	3	5	200	23
South Carolina	Nov. 17, 2018	L	28-54	.519	11-29	.379	14-21	.667	8-28-36	16	81	21	15	8	7	200	37
vs. George Washington ^			22-56	.393	4-13	.308	28-34	.824	11-28-39	18	76	13	12	3	5	200	27
South Carolina	Nov. 17, 2018	L	25-62	.403	6-25	.240	11-14	.786	11-27-38	26	67	8	12	2	6	200	35
vs. George Washington ^			16-58	.276	5-27	.185	18-25	.720	7-25-32	16	55	11	16	1	6	200	18
South Carolina	Nov. 18, 2018	W	34-69	.493	13-25	.520	9-16	.563	13-35-48	26	90	19	15	3	7	200	56
Wofford			31-65	.477	13-29	.448	6-12	.500	10-33-43	23	81	17	17	1	7	200	28
South Carolina	Nov. 26, 2018	L	19-57	.333	7-25	.280	16-21	.762	8-29-37	16	61	12	17	3	3	200	25
Coastal Carolina			25-64	.391	11-23	.478	18-23	.783	16-24-40	24	79	12	18	3	7	200	41
South Carolina	Nov. 30, 2018	W	25-58	.431	10-26	.385	25-33	.758	10-24-34	17	85	13	16	12	9	200	50
at Wyoming			21-48	.438	10-20	.500	21-28	.750	1-30-31	20	73	14	14	2	7	200	33
South Carolina	Dec. 5, 2018	L	22-66	.333	3-20	.150	17-20	.850	14-29-43	23	64	13	16	5	6	200	37
at 5/5 Michigan			28-54	.519	10-24	.417	23-30	.767	13-24-37	14	89	13	16	4	5	200	42
South Carolina	Dec. 8, 2018	L	32-62	.516	5-11	.455	9-14	.643	7-17-24	21	78	14	10	3	8	200	36
5/3 Virginia			26-59	.441	8-24	.333	9-13	.692	10-23-33	15	69	15	5	2	6	200	33
South Carolina	Dec. 19, 2018	L	20-55	.364	3-18	.167	9-13	.692	12-25-37	15	52	9	12	4	4	200	26
Clemson			26-46	.565	8-20	.400	18-25	.720	7-29-36	25	78	10	21	7	7	200	45
South Carolina	Dec. 22, 2018	L	23-63	.365	4-16	.250	18-28	.643	15-18-33	21	68	11	14	1	5	200	34
North Greenville			17-55	.309	4-16	.250	8-15	.533	14-20-34	21	46	10	26	2	4	200	25
South Carolina	Dec. 31, 2018	W	32-65	.492	9-24	.375	24-28	.857	14-27-41	17	97	17	8	11	11	200	48
at Florida *			23-61	.377	9-31	.290	14-20	.700	15-20-35	25	69	12	15	4	11	200	36
South Carolina	Jan. 5, 2019	W	23-51	.451	7-18	.389	18-25	.720	13-25-38	23	71	11	22	4	9	200	32
14/14 Mississippi State*			29-64	.453	11-25	.440	13-23	.565	9-31-40	16	82	17	16	9	8	225	37
South Carolina	Jan. 8, 2019	W	33-81	.407	8-23	.348	13-17	.765	16-31-47	16	87	15	12	5	7	225	41
Missouri*			24-54	.444	10-23	.435	17-23	.739	16-15-31	26	75	11	20	0	3	200	36
South Carolina	Jan. 13, 2019	W	25-49	.510	6-19	.316	29-35	.829	10-17-27	24	85	12	16	8	8	200	42
at Vanderbilt*			20-44	.455	7-21	.333	24-37	.649	7-21-28	26	71	12	15	1	2	200	39
South Carolina	Jan. 16, 2019	W	21-51	.412	5-18	.278	27-35	.771	12-23-35	29	74	9	12	5	4	200	29
at (RV/RV) LSU			27-64	.422	3-19	.158	32-35	.914	15-34-49	17	89	12	13	2	11	200	48
South Carolina	Jan. 19, 2019	L	28-64	.438	5-19	.263	6-14	.429	6-23-29	24	67	7	16	1	6	200	28

& - Naismith Hall of Fame Tip-Off (Columbia, S.C.) | ^ - Naismith Hall of Fame Tip-Off (Uncasville, Conn.) | \* - indicates SEC contest



# SOUTH CAROLINA BASKETBALL

OVERALL: 9-8; SEC: 4-1; HOME: 6-4; AWAY: 2-3; NEUTRAL: 1-1

DATE	OPP.	W/L	SCORE	RECORD (SEC)	POINTS	REBOUNDS	ASSISTS	BLOCKS	STEALS	ATTENDANCE
11/6/18	USC Upstate	W	65-52	1-0 (-)	Bryant (21)	Gravett (12)	Gravett (3)	3 with 1	Kotsar (3)	10,145 (paid)
11/9/18	Stony Brook &	L	83-81	1-1 (-)	Lawson (23)	Minaya/Haase (9)	Lawson (6)	Haase (3)	Lawson (3)	9,657 (paid)
11/13/18	Norfolk State &	W	81-64	2-1 (-)	Lawson/Gravett (18)	Lawson (6)	Lawson (8)	Silva (3)	Campbell (3)	9,038 (paid)
11/17/18	vs. Providence ^	L	76-67	2-2 (-)	Gravett (14)	Gravett (7)	Lawson (3)	Kotsar (2)	Kotsar/Gravett (2)	7,231
11/18/18	vs. George Wash. ^	W	90-55	3-2 (-)	Silva (20)	Silva (10)	Lawson (5)	Silva (2)	Kotsar (3)	6,825
11/26/18	Wofford	L	81-61	3-3 (-)	Kotsar/Haase (13)	Kotsar (10)	Moss (3)	3 with 1	3 with 1	10,561 (paid)
11/30/18	Coastal Carolina	W	85-79	4-3 (-)	Lawson (25)	Kotsar (8)	Gravett (4)	Silva (6)	Kotsar (4)	9,315 (paid)
12/5/18	at Wyoming	L	73-64	4-4 (-)	Lawson (15)	Lawson (9)	Moss (4)	Silva (3)	Silva (3)	3,657
12/8/18	at 5/5 Michigan	L	89-78	4-5 (-)	Silva (18)	Silva (12)	Lawson (5)	3 with 1	Lawson (3)	12,707
12/19/18	5/3 Virginia	L	69-52	4-6 (-)	Silva (11)	Frink (8)	Lawson (3)	Silva/Bryant (2)	Silva/Lawson (2)	12,291 (paid)
12/22/18	Clemson	L	78-68	4-7 (-)	Silva (18)	Silva/Lawson/Frink (7)	Lawson (4)	Silva (1)	Lawson (2)	12,269 (paid)
12/31/18	North Greenville	W	97-46	5-7 (-)	Lawson (22)	Silva (9)	Gravett (9)	Kotsar (6)	Lawson/Bryant (3)	8,974 (paid)
1/5/19	at Florida *	W	71-69	6-7 (1-0)	Gravett (22)	Kotsar (7)	Campbell (4)	Silva (3)	Gravett (3)	10,230
1/8/19	Miss. State*	W	87-82 (OT)	7-7 (2-0)	Kotsar (25)	Silva (12)	Silva (4)	Silva (3)	Campbell (3)	8,776 (paid)
1/13/19	Missouri*	W	85-75	8-7 (3-0)	Bryant (15)	Kotsar (7)	Lawson (4)	Silva (4)	Silva (3)	12,747 (paid)
1/16/19	at Vanderbilt*	W	74-71	9-7 (4-0)	Lawson (24)	Bryant (6)	Haase (3)	Silva (2)	Lawson (2)	8,400
1/19/19	at (RV/RV) LSU*	L	89-67	9-8 (4-1)	Lawson (18)	Lawson (5)	Kotsar/Bryant (2)	Kotsar (1)	Kotsar (3)	11,607

& - Naismith Hall of Fame Tip-Off (Columbia, S.C.) | ^ - Naismith Hall of Fame Tip-Off (Uncasville, Conn.) | \* - indicates SEC contest



# GAMECOCK BASKETBALL STAFF



**> PERRY CLARK, ASSISTANT COACH**

- > Sixth season on staff at South Carolina
- > Former head coach at Tulane, Miami (Fla.) and Texas A&M-Corpus Christi
- > Has over 30 years of coaching experience
- > Has coached 19 players who were drafted or have gone on to play in the NBA, including Gamecock Sindarius Thornwell




**> CHUCK MARTIN, ASSISTANT COACH**

- > Is in his second season on staff at Carolina
- > Has over 15 years of coaching experience at the Division I level
- > Was the head coach at Marist for five years (2008-13)
- > Played collegiately at Champlain Junior College, before finishing his career at Monmouth



**> BRUCE SHINGLER, ASSISTANT COACH**

- > Is in his third season on staff with the Gamecocks
- > Prior to time at Carolina, was an assistant for four seasons at Towson
- > Played collegiately at St. Augustine's College
- > Prior to time in college, coached AAU, sending over 40 of his players to Division I institutions



**> ANDY ASSALEY, DIRECTOR OF OPERATIONS**

- > In his seventh season at Carolina, and his 12th season with Martin
- > Has over 20 years of experience working in college basketball
- > A graduate of Cincinnati



**> SCOTT GREENAWALT, STRENGTH AND CONDITIONING COACH**

- > Seventh season with the Gamecocks and his 12th with Martin
- > Has coached over 10 all-conference players, including Michael Beasley (Kansas State) and Sindarius Thornwell (Carolina)
- > Has helped train numerous professional athletes, such as Kevin Youkilis, former MLB player
- > Played football at Muskingum College in Ohio



**> MARK RODGER, ATHLETIC TRAINER**

- > In his 13th season with the Gamecocks
- > Native of Berlin, Germany, and a graduate of the University of Buffalo




**> DOUG EDWARDS, DIRECTOR OF PLAYER DEVELOPMENT**

- > Is in his seventh season on staff at Carolina
- > Former standout at Florida State, and was the 15th overall pick in the 1993 NBA Draft by the Atlanta Hawks
- > Brother, Allen, is the head coach at Wyoming



**> JAY GIBBONS, VIDEO COORDINATOR**

- > Fourth season on staff with the Gamecocks
- > Prior to his time at Carolina, was an assistant coach at Savannah State
- > Played collegiately at Clayton State, where he helped his team reach two NCAA D-II Final Four's



**JARETT GERALD**  
Special Asst. to the Head Coach



**DUSHAWN DAVIS**  
Director of Social Media




**JOHN REYNOLDS**  
Administrative Assistant



**TEMARCUS BLANTON**  
Graduate Student Manager



**WESLEY MYERS**  
Graduate Student Manager




**JOHN RAGIN**  
Student Assistant Coach



**EMILY MILES**  
Director of Communications and Public Relations



**SARAH UNDERRINER-WEBER**  
Asst. Director of Performance Nutrition



**65**  
Columbia, S.C.  
Colonial Life Arena  
Nov. 6, 2018  
2018-19 Season opener

**52**

**COLUMBIA (AP)** - South Carolina used a 20-0 run to get and stay ahead of USC Upstate in a 65-52 season-opening win Tuesday at Colonial Life Arena.


The Gamecocks, featuring reigning SEC Co-Defensive Player of the Year Chris Silva and nine newcomers, struggled to play consistently on each end of the floor. Upstate, playing without star Deion Holmes, didn't score for over 10 minutes in the first half as a quick 9-2 lead vanished.

South Carolina freshman Keyshawn Bryant had a fabulous debut with a game-high 21 points, the first two coming on a soaring one-handed dunk that ignited the home crowd. The Gamecocks used the energy and the Spartans' lengthy scoreless drought to take a lead they wouldn't lose.

Upstate was led by 16 points from Malik Moore and 13 from Everette Hammond.

South Carolina got 13 points from Silva, with 11 boards. Guard Hassani Gravett had 12 rebounds.

The Gamecocks were 0-for-18 from the 3-point line and missed 10 of their 37 free throws. The teams combined for 41 turnovers.



**81**  
Columbia, S.C.  
Colonial Life Arena  
Nov. 9, 2018  
Gamecocks suffer first loss

**83**

**COLUMBIA (AP)** - Akwasi Yeboah scored 24 points and had 11 rebounds to lead Stony Brook to an 83-81 stunner over South Carolina on Friday night.


The Seawolves (2-0) led for most of the second half and held on as Jeff Otchere blocked a potential game-winning 3-pointer from Justin Minaya with two seconds left. South Carolina (1-1) was out of timeouts and scrambling to get a shot off after Yeboah missed a layup with six seconds left.

Stony Brook pulled down 10 more offensive rebounds than South Carolina and the Seawolves final five baskets were either in the paint or 3-pointers in transition.

The Gamecocks only had two chances to tie or take the lead in the final 18 minutes and missed 3-pointers both times. South Carolina was 9-for-23 shooting behind the arc after missing all 18 of its 3s in their opening night win over USC-Upstate.

Elijah Olaniyi added 16 points and 9 rebounds while Jaron Cornish had eight points and eight assists.

A.J. Lawson scored 23 points and Tre Campbell added 15 for South Carolina. Chris Silva had just seven points and two rebounds and coach Frank Martin didn't put him back in the game after he picked up his fourth foul with 10:18 left in the game.



**81**  
Columbia, S.C.  
Colonial Life Arena  
Nov. 13, 2018  
Carolina gets double-digit win

**64**

**COLUMBIA (AP)** - Senior guard Hassani Gravett and freshman guard A.J. Lawson scored 18 points apiece and South Carolina whipped Norfolk State 81-64 Tuesday night in its final tuneup before the conclusion of the Naismith Memorial Hall of Fame Tipoff.

Justin Minaya scored 10 points and Felipe Haase had nine for the Gamecocks (2-1) while the Spartans (2-2) got 15 points from Nic Thomas. South Carolina swished 11 3-pointers just two games after going 0-for-18 from long range, with Gravett connecting on five and Lawson hitting three.

"Good to come out and play well," South Carolina coach Frank Martin said. "Good to see us play through our principles through the first 32, 33 minutes of the game."

Norfolk wilted under the barrage after a first half where it could have stayed closer because of South Carolina foul trouble. Starting bigs Chris Silva and Maik Kotsar were each on the bench but the Spartans were 14-of-22 from the free-throw line, allowing South Carolina to take a 14-point lead into halftime.

"We make those, theoretically, it's a whole different game," Spartans coach Robert Jones said. "We were perfect in the second half."

The lead swelled to as many as 28 in the second half as the Gamecocks cruised to the finish. Norfolk State used a multiple zone look, trying to confuse South Carolina and shut down the reliance on Silva and Kotsar.

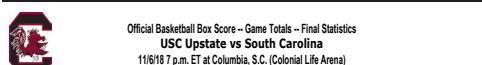
It mostly worked, the two combining for 16 points. But when the Gamecocks' guards were firing 3-pointers over the zones, the Spartans had to answer.

They hit 10-of-22 3-pointers but most were at the end with the result already decided. "They weren't making those shots earlier in the year," Jones said.

Martin was glad to see his young team handle another night where Silva and Kotsar weren't large factors.

"When I had the open shot, I shot it," said Gravett, who was one off his career-high. "Everything felt good and it just went in for me."

## GAME 1



**USC Upstate 52 • 0-1**

##	Player	Total	3-Ptr			Rebounds			PF	TP	A TO	Bk	Stl	Min	
			FG-FGA	FG-FGA	FT-FTA	Off	Def	Total							
00	MOORE, Malik	f	5-11	0-6	6-8	1	8	9	4	16	3	3	0	1	33
05	MOZONE, Bryson	f	2-7	1-5	0-0	0	3	3	3	5	1	0	0	0	19
35	ZINK, Nevin	c	0-1	0-0	0-0	0	3	3	5	0	1	0	0	0	17
02	HAMMOND, Everette	g	5-12	3-4	0-0	1	6	7	3	13	1	1	0	2	29
03	SPAN, Jure	g	2-9	1-4	0-0	1	1	2	5	5	1	8	0	1	20
01	WHITE, Dalvin	g	1-5	1-2	0-0	2	0	2	2	3	4	4	0	0	23
04	MARTIN, Brandon	g	2-3	1-1	1-2	1	0	1	1	6	0	1	1	1	18
10	RYAN, Ross	g	1-2	0-0	0-0	0	2	2	4	2	0	1	2	2	23
15	WELCH, Pat	g	0-2	0-2	0-0	0	0	0	2	1	0	0	0	0	7
23	BOOKER, Thomas	g	1-6	0-4	0-0	0	1	1	0	2	0	1	0	0	11
	Team					2	2	4							2
Totals			19-58	7-28	7-10	8	26	34	28	52	10	22	3	7	200

FG % 1st Half: 8-26 30.8% 2nd half: 11-32 34.4% Game: 19-58 32.8%  
 3FG % 1st Half: 2-12 16.7% 2nd half: 5-16 31.3% Game: 7-28 25.0%  
 FT % 1st Half: 4-6 66.7% 2nd half: 3-4 75.0% Game: 7-10 70.0%

South Carolina 65 • 1-0

##	Player	Total	3-Ptr			Rebounds			PF	TP	A TO	Bk	Stl	Min	
			FG-FGA	FG-FGA	FT-FTA	Off	Def	Total							
10	MINAYA, Justin	f	1-5	0-3	1-2	1	4	5	1	3	1	0	0	2	30
21	KOTSAR, Maik	f	3-6	0-0	0-1	4	3	7	2	6	0	1	1	3	25
30	SILVA, Chris	f	2-9	0-2	9-12	7	4	11	1	13	0	4	0	2	27
00	LAWSON, A.J.	g	2-10	0-3	5-8	0	2	2	2	9	1	5	0	1	20
04	CAMPBELL, Tre	g	1-7	0-4	1-1	0	1	1	3	0	2	0	0	1	28
02	GRAVETT, Hassani	g	1-6	0-3	4-4	2	10	12	1	6	3	2	1	2	28
13	HAASE, Felipe	g	1-3	0-2	2-2	0	2	2	3	4	0	2	0	0	21
24	BRYANT, Keyshawn	g	8-12	0-1	5-7	3	4	7	1	21	1	3	1	0	21
	Team					2	1	3							2
Totals			19-58	0-18	27-37	19	31	50	13	65	6	19	3	11	200

FG % 1st Half: 9-27 33.3% 2nd half: 10-31 32.3% Game: 19-58 32.8%  
 3FG % 1st Half: 0-8 0.0% 2nd half: 0-10 0.0% Game: 0-18 0.0%  
 FT % 1st Half: 12-18 66.7% 2nd half: 15-19 78.9% Game: 27-37 73.0%

Officials: Chuck Jones, Bart Lenox, R.B. Clyburn  
 Technical fouls: USC Upstate-None. South Carolina-None.  
 Attendance: 10145

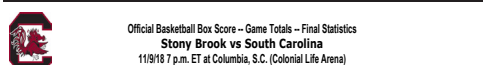
Score by periods	1st	2nd	Total
USC Upstate	22	30	52
South Carolina	30	35	65

Last FG - UPST 2nd-00:34, SC 2nd-00:22.  
 Largest lead - UPST by 7 1st-16:34, SC by 18 2nd-07:45.  
 UPST led for 04:05. SC led for 34:19. Game was tied for 01:34.

In Off 2nd Fast  
 Paint T/O Chance Break Bench  
 UPST 16 11 6 6 6 13  
 SC 36 16 17 6 6 31

Score tied - 1 time.  
 Lead changed - 2 times.

## GAME 2



**Stony Brook 83 • 2-0**

##	Player	Total	3-Ptr			Rebounds			PF	TP	A TO	Bk	Stl	Min	
			FG-FGA	FG-FGA	FT-FTA	Off	Def	Total							
03	OLANIYI, Elijah	f	4-14	0-2	8-10	5	4	9	1	16	1	2	0	1	34
15	YEBOAH, Akwasi	f	8-24	5-10	3-3	5	6	11	3	24	2	3	0	1	37
04	OTCHERE, Jeff	c	0-0	0-0	0-0	0	0	0	4	0	0	1	2	0	8
00	CORNISH, Jaron	g	4-11	0-2	0-0	0	5	5	1	8	8	1	0	1	30
02	LATIMER, Miles	g	4-10	3-5	0-0	1	2	3	2	11	0	1	0	0	33
01	MOOR, Jules	g	0-1	0-0	1-2	3	0	3	0	1	0	0	0	0	6
10	McKENZIE, Jordan	g	0-1	0-0	0-0	0	2	2	2	2	0	3	0	2	12
21	CHRISTIE, Alex	g	0-0	0-0	0-0	0	1	1	3	0	0	1	0	0	2
23	GARCIA, Andrew	g	4-6	2-3	1-2	1	1	2	4	11	2	0	1	0	19
35	OCHEFU, Anthony	g	3-3	0-0	6-6	2	2	4	2	12	0	1	0	0	19
	Team					5	4	9							2
Totals			27-70	10-22	19-23	22	27	49	22	83	15	15	3	5	200

FG % 1st Half: 9-34 26.5% 2nd half: 18-36 50.0% Game: 27-70 38.6%  
 3FG % 1st Half: 4-12 33.3% 2nd half: 6-10 60.0% Game: 10-22 45.5%  
 FT % 1st Half: 11-12 91.7% 2nd half: 8-11 72.7% Game: 19-23 82.6%

South Carolina 81 • 1-1

##	Player	Total	3-Ptr			Rebounds			PF	TP	A TO	Bk	Stl	Min	
			FG-FGA	FG-FGA	FT-FTA	Off	Def	Total							
10	MINAYA, Justin	f	5-8	0-2	1-2	5	4	9	4	11	2	1	0	0	25
21	KOTSAR, Maik	f	3-5	0-0	1-2	0	0	0	3	7	2	1	1	0	17
30	SILVA, Chris	f	1-5	0-0	5-7	1	2	4	0	4	7	0	1	1	20
00	LAWSON, A.J.	g	8-17	3-8	4-7	0	2	2	1	23	6	2	0	3	35
04	CAMPBELL, Tre	g	5-12	4-7	1-2	1	2	0	15	2	1	0	1	35	
02	GRAVETT, Hassani	g	2-5	1-2	1-2	0	1	1	2	6	1	1	0	0	23
13	HAASE, Felipe	g	1-2	1-2	0-2	1	8	9	3	3	2	0	3	0	23
24	BRYANT, Keyshawn	g	4-9	0-2	1-2	0	2	2	3	9	3	2	0	0	22
33	CUDD, Jeyson	g	0-0	0-0	0-0	0	0	0	1	0	0	0	0	1	
	Team					4	2	6							1
Totals			29-63	9-23	14-26	12	21	33	21	81	18	10	5	4	200

FG % 1st Half: 11-25 44.0% 2nd half: 18-38 47.4% Game: 29-63 46.0%  
 3FG % 1st Half: 3-9 33.3% 2nd half: 6-14 42.9% Game: 9-23 39.1%  
 FT % 1st Half: 7-13 53.8% 2nd half: 7-13 53.8% Game: 14-26 53.8%

Officials: Steven Anderson, Brian Shey, Nathan Bemis  
 Technical fouls: Stony Brook-None. South Carolina-None.  
 Attendance: 9657

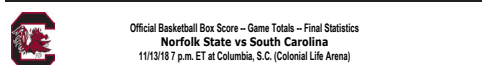
Score by periods	1st	2nd	Total
Stony Brook	33	50	83
South Carolina	32	49	81

Last FG - SBU 2nd-00:44, SC 2nd-00:34.  
 Largest lead - SBU by 7 1st-08:52, SC by 6 1st-10:19.  
 SBU led for 23:41. SC led for 11:56. Game was tied for 04:23.

In Off 2nd Fast  
 Paint T/O Chance Break Bench  
 SBU 32 11 24 11 24  
 SC 38 20 19 4 18

Score tied - 9 times.  
 Lead changed - 7 times.

## GAME 3



**Norfolk State 64 • 2-2**

##	Player	Total	3-Ptr			Rebounds			PF	TP	A TO	Bk	Stl	Min	
			FG-FGA	FG-FGA	FT-FTA	Off	Def	Total							
22	LONG, Alex	f	3-6	0-0	2-4	1	5	6	1	8	0	3	1	0	33
45	BUTLER, Jordan	f	2-4	0-0	4-4	1	1	2	4	8	0	2	1	0	16
14	THOMAS, Nic	g	5-9	5-7	0-1	0	1	1	15	1	1	0	0	30	
15	KELLY, C.J.	g	1-2	0-0	1-3	0	1	1	3	0	1	1	0	15	
04	WHITLEY, Steven	g	1-3	0-1	2-4	0	3	3	4	1	7	0	0	26	
30	PITT, Mastadi	g	3-8	2-6	0-0	0	0	0	1	8	3	1	0	0	20
01	FITZGERALD, BJ	g	0-0	0-0	0-0	0	2	2	0	0	0	0	0	0	5
04	BRYANT, Joe	g	3-6	1-4	1-1	0	1	1	3	8	1	0	0	0	9
05	BRANCH, Armani	g	1-3	1-1	2-2	0	0	0	2	5	2	0	0	0	24
32	FORD, Chris	g	0-0	0-0	0-0	0	0	0	0	0	0	0	0	0	1
35	JAMERSON, Derrick	g	1-3	1-2	0-0	1	4	5	0	3	0	0	0	2	19
55	CHAVIS, Kyronze	g	0-3	0-1	2-3	0	3	3	2	0	0	0	1	12	
	Team					0	0	0							0
Totals			20-47												



GAME 4 (2-2)

Uncasville, Conn.
Mohegan Sun Arena
Nov. 17, 2018
Foul trouble plagues Gamecocks

UNCASVILLE (AP) - David Duke scored 20 points to rally Providence to a 76-65 win over South Carolina and into the finals of the Air Force Reserve Tip-Off tournament on Saturday.

Alpha Diallo added 17 points, nine rebounds and seven assists for the Friars (3-1).

Hassani Gravett scored 14 points to lead four players in double figures for South Carolina (2-2).

The Gamecocks led 35-27 at halftime and by nine points early in the second half. But A.J. Reeves scored eight of his 10 points during a 10-0 Friars' run that put Providence on top 44-43.

The teams went back and forth before three straight dunks gave the Friars a 54-49 lead. Consecutive 3-pointers from Duke and Isaiah Jackson made it 65-54, and brought the raucous pro-Providence crowd to its feet.

Providence will play Michigan on Sunday for the tournament title. South Carolina with face George Washington in the consolation game.



GAME 5 (3-2)

Uncasville, Conn.
Mohegan Sun Arena
Nov. 18, 2018
Big first half propels Carolina in win

UNCASVILLE (AP) - Chris Silva scored 20 points and grabbed 10 rebounds to lead South Carolina to a 90-55 rout of George Washington in the consolation game of the Air Force Reserve Tip-Off tournament.

A.J. Lawson added 19 points and nine boards for the Gamecocks (3-2), who put the game away early against the winless Colonials (0-5).

South Carolina scored the first 18 points, capped by a 3-pointer from Tre Campbell less than 5 minutes into the game. He was 3-for-3 from behind the arc in first half.

A 3-pointer by Lawson seven minutes later pushed the lead to 40-6. The Gamecocks went into halftime up 56-18 at the half and cruised after intermission, leading by as many as 42 points.

Terry Nolan Jr. led George Washington with 13 points. The Colonials shot 28 percent from the field, including just four baskets on 27 shots in the first half, when the game was decided.



GAME 6 (3-3)

Columbia, S.C.
Colonial Life Arena
Nov. 26, 2018
Hoover's career night lifts Terriers

COLUMBIA (AP) - Nathan Hoover made nine 3-pointers and scored a career-high 30 points to help Wofford take down South Carolina, 81-61, on Monday night.

Wofford used South Carolina's rocky starts to each half to rout the Gamecocks.

The Gamecocks trailed 19-6 in the first and 44-31 in the second before they found their offense, but the Terriers always seemed to have an answer. All-American candidate Fletcher Magee, held to zero points in the first half due to tight defense from South Carolina's Hassani Gravett, scored eight points out of the locker room to give Wofford (5-2) a double-digit lead.

Like it did in the first half, South Carolina (3-3) came back but couldn't quite get ahead. The Gamecocks got within two points with 11 minutes to play but Wofford scored the next seven points. Chris Silva struggled again with just eight points and freshman star A.J. Lawson was scoreless with foul trouble.

The Gamecocks were led by Felipe Haase and Maik Kotsar, who each scored 13 points.

GAME 4



Official Basketball Box Score - Game Totals - Final Statistics
South Carolina vs Providence
11/17/18 2:30 at Mohegan Sun Arena, Uncasville, Conn.

South Carolina 67 • 2-2

Box score table for South Carolina vs Providence. Columns: Player, FG, 3-Ptr, Rebounds, PF, TP, A TO Bk, Stl, Min. Includes totals and percentages for both teams.

Providence 76 • 3-1

Box score table for Providence vs South Carolina. Columns: Player, FG, 3-Ptr, Rebounds, PF, TP, A TO Bk, Stl, Min. Includes totals and percentages for both teams.

Officials: Bo Borsosky, Rob Riley, Chuck Jones
Technical fouls: South Carolina-TEAM. Providence-None.
Attendance:

Score by periods table for Providence vs South Carolina.

Last FG - SC 2nd-00:21, PC 2nd-00:48.
Largest lead - SC by 11 1st-00:29, PC by 11 2nd-05:14.
SC led for 14:00. PC led for 22:09. Game was tied for 03:44.

GAME 5



Official Basketball Box Score - Game Totals - Final Statistics
George Washington vs South Carolina
11/18/18 4:01 pm at Mohegan Sun Arena, Uncasville, Conn.

George Washington 55 • 0-5

Box score table for George Washington vs South Carolina. Columns: Player, FG, 3-Ptr, Rebounds, PF, TP, A TO Bk, Stl, Min. Includes totals and percentages for both teams.

South Carolina 90 • 3-2

Box score table for South Carolina vs George Washington. Columns: Player, FG, 3-Ptr, Rebounds, PF, TP, A TO Bk, Stl, Min. Includes totals and percentages for both teams.

Officials: Donnie Epley, Chuck Jones, John Floyd
Technical fouls: George Washington-None. South Carolina-None.
Attendance:

Score by periods table for South Carolina vs George Washington.

Last FG - GW 2nd-00:27, SC 2nd-00:45.
Largest lead - GW None, SC by 42 1st-01:26.
GW led for 00:00. SC led for 39:32. Game was tied for 00:28.

GAME 6



Official Basketball Box Score - Game Totals - Final Statistics
Wofford vs South Carolina
11/26/18 7 p.m. ET at Columbia, S.C. (Colonial Life Arena)

Wofford 81 • 5-2

Box score table for Wofford vs South Carolina. Columns: Player, FG, 3-Ptr, Rebounds, PF, TP, A TO Bk, Stl, Min. Includes totals and percentages for both teams.

South Carolina 61 • 3-3

Box score table for South Carolina vs Wofford. Columns: Player, FG, 3-Ptr, Rebounds, PF, TP, A TO Bk, Stl, Min. Includes totals and percentages for both teams.

Officials: Doug Shows, Olandis Poole, A.J. Desai
Technical fouls: Wofford-None. South Carolina-None.
Attendance: 10561
Game Time: 2:03

Score by periods table for South Carolina vs Wofford.

Last FG - WOF 2nd-00:14, SC 2nd-00:45.
Largest lead - WOF by 7 1st-01:00, SC None.
WOF led for 39:16. SC led for 00:00. Game was tied for 00:44.





### GAME 7 (4-3)

Columbia, S.C.  
Colonial Life Arena  
Nov. 30, 2018

*Lawson and Gravett combine for 48*

**COLUMBIA (AP)** - South Carolina's A.J. Lawson and Hassani Gravett each notched a career-high in points as the Gamecocks held on to beat Coastal Carolina 85-79 on Friday night.

Lawson was scoreless in South Carolina's last game, but with preseason All-SEC selection Chris Silva again in early foul trouble Friday, he shouldered the scoring load with 25 points against the Chanticleers. Gravett added 23.

The Gamecocks (4-3) erased an eight-point deficit in the first half to lead by nine at the break, but the Chanticleers, who hit 11 3-pointers, never went away.

Coastal erased a 10-point deficit to lead by one seven minutes into the first half, but Silva, playing with three fouls, woke up. He swished a soft hook shot from the right side, put a miss back with a thunderous dunk and tightened his defense.

His six points when the game was tied at 61 made up most of a 9-0 USC run to give the Gamecocks a comfortable lead. Silva ended with nine points and five rebounds, crediting the burst to clearing his mind.

"I think I just been overthinking, putting too much pressure on myself," Silva said. "I kind of forgot how to enjoy the game. Coach told me to go out there and play as hard as you can and enjoy the game."

The Chanticleers' Zac Cuthbertson and his teammates' long-range shooting kept Coastal close but South Carolina, in the bonus with 12 minutes to play, kept hitting free throws. The Gamecocks were 25-of-33 from the line and stroked 10 3-pointers of their own.

"We know that this team, right now, the game goes through Silva and (forward Maik) Kotsar," Coastal coach Cliff Ellis said. "You got to make other people beat you. Well, Gravett did what he's supposed to do."

### GAME 7

Official Basketball Box Score - Game Totals - Final Statistics  
**Coastal Carolina vs South Carolina**  
11/30/18 7 p.m. ET at Columbia, S.C. (Colonial Life Arena)

#### Coastal Carolina 79 • 4-4

#	Player	Total	3-Ptr	Rebounds	PF	TP	A	To	Bk	Stl	Min			
11	BAMBA, Amidou	f 3-11	0-0	1-1	2	3	2	7	1	2	2	21		
40	CUTHBERTSON, Zac	f 8-15	3-4	5-7	5	7	12	4	24	3	1	33		
04	SANDERS, Ajay	g 2-7	2-3	2-2	1	2	3	2	8	3	2	0	24	
10	GUMBS-FRATER, T.	g 2-7	0-2	2-3	1	2	3	4	6	1	1	0	11	
14	BROWN, Trevion	g 1-8	0-5	3-4	1	6	7	3	5	2	6	0	1	38
01	PIERCE, David	3-6	3-5	1-2	0	1	1	5	10	0	4	0	0	21
03	JONES, Devante	0-0	0-0	0-0	0	0	0	0	0	0	0	0	0	2
13	KRALJ, David	3-4	3-3	0-0	0	1	1	2	9	2	0	0	0	27
15	HIPPOLYTE, Isaac	0-0	0-0	0-0	1	1	1	1	0	0	0	0	0	5
33	BURTON, Tommy	3-6	0-1	4-4	4	1	5	1	10	0	2	0	0	19
<b>Team</b>														
		25-64	11-23	18-23	16	24	40	24	79	12	18	3	7	200
FG % 1st Half: 12-29		41.4%	2nd half: 13-35	37.1%	Game: 25-64		39.1%	Deadball						
3FG % 1st Half: 7-13		53.8%	2nd half: 4-10	40.0%	Game: 11-23		47.8%	Rebounds						
FT % 1st Half: 10-13		76.9%	2nd half: 8-10	80.0%	Game: 18-23		78.3%	2.1						

#### South Carolina 85 • 4-3

#	Player	Total	3-Ptr	Rebounds	PF	TP	A	To	Bk	Stl	Min			
21	KOTSAR, Maik	f 2-4	1-1	2-2	3	5	8	2	7	1	2	0	3	29
24	BRYANT, Keyshawn	f 3-8	0-0	1-1	3	1	4	2	7	1	2	1	0	17
30	SILVA, Chris	f 4-9	0-0	1-2	4	5	4	9	1	3	6	1	0	19
00	LAWSON, A.J.	g 6-10	2-5	11-15	2	4	6	2	25	2	4	0	0	38
01	MOSS, T.J.	g 1-8	1-5	1-2	0	4	4	0	4	0	0	0	0	25
02	GRAVETT, Hassani	g 7-10	4-7	5-7	0	2	2	3	23	4	2	0	0	34
04	CAMPBELL, Tre	1-1	1-1	0-0	0	0	0	3	1	2	1	0	0	6
13	HAASE, Felipe	1-6	1-6	4-4	0	2	2	7	2	2	1	0	0	23
20	FRINK, Alanzo	0-2	0-1	0-0	1	0	1	2	0	1	1	0	0	9
<b>Team</b>														
		25-58	10-26	25-33	10	24	34	17	85	13	16	12	9	200
FG % 1st Half: 17-40		42.5%	2nd half: 8-18	44.4%	Game: 25-58		43.1%	Deadball						
3FG % 1st Half: 8-18		44.4%	2nd half: 2-8	25.0%	Game: 10-26		38.5%	Rebounds						
FT % 1st Half: 8-9		88.9%	2nd half: 17-24	70.8%	Game: 25-33		75.8%	6.2						

Officials: Anthony Jordan, Owen Shortt, Josue Nieves  
Technical fouls: Coastal Carolina-None; South Carolina-None.  
Attendance: 9315

Score by periods	1st	2nd	Total
Coastal Carolina	41	38	79
South Carolina	50	35	85

Last FG - CUJ 2nd-01:05, SC 2nd-03:20.  
Largest lead - CUJ by 8 1st-13:44, SC by 10 2nd-19:46.  
CUJ led for 08:54, SC led for 27:21. Game was tied for 03:45.

Score tied - 8 times.  
Lead changed - 7 times.



### GAME 8 (4-4)

Laramie, Wyo.  
Arena Auditorium  
Dec. 5, 2018

*Gamecocks suffer first road loss*

**LARAMIE (AP)** - Justin James scored 20 points, grabbed 12 rebounds and dished out five assists as Wyoming came back in the second half to beat South Carolina 73-64 Wednesday night.

James scored 15 of his points in the second half to help Wyoming (3-6) overcome a 37-33 halftime deficit. The Cowboys opened the second half with a 17-4 run and extended their lead to as many as 12 points. The Gamecocks could get no closer than two possessions the rest of the game.

Jake Hendricks contributed 16 points, and TJ Taylor 11 for Wyoming, which made 10 of 20 3-pointers on the night.

South Carolina (4-4) was led by A.J. Lawson's 15 points and nine rebounds. Chris Silva had 11 points and eight rebounds. The Gamecocks converted just 3 of 20 of their 3-point attempts.



### GAME 10 (4-6)

Columbia, S.C.  
Colonial Life Arena  
Dec. 19, 2018  
Silva's 11 points lead Gamecocks

**COLUMBIA (AP)** - Virginia also won its first nine games last season, and then got stung by defensive-minded West Virginia.

This time, the Cavaliers made it a perfect 10.

Ty Jerome scored a second-high 25 points, Kyle Guy had 18 and No. 5 Virginia beat South Carolina 69-52 on Wednesday night to improve to 10-0 for the first time in four years.

"It's nice we can learn from those mistakes (last year) and play a team that brings a lot of pressure and come out with the W," Guy said.

It's the best start for the Cavaliers since they opened with 19 straight wins on their way to the Atlantic Coast Conference title for the 2014-15 season. They showed off their usual stout defense while sending the Gamecocks (4-6) to their third straight loss — and second in a row to a No. 5 team after falling at then fifth-ranked Michigan on Dec. 8.

Jerome and Guy led the way.

"Kyle and Ty together, they're dangerous out there," Virginia coach Tony Bennett said.

South Carolina shot just 36 percent (20 for 55) from the field, including a 3-for-18 performance from 3-point range. Chris Silva led the Gamecocks with 11 points.

The Gamecocks closed to 35-31 on Felipe Haase's 3-pointer early in the second half, but the Cavaliers grabbed control with a 17-4 run. Jerome opened the decisive stretch with a 3 and Braxton Key's dunk made it 52-35 with 13 minutes left.

"I think it speaks to our system and experience," Jerome said. "We know if we're not right on any night, we can get beat. So it's just a matter of getting better each day, no matter who we're playing."

Jerome pushed the pace early with 13 points in the first 12 minutes, helping the Cavaliers to a 22-12 lead. But the Gamecocks scored 14 of the next 19 points, pulling within one on Alanzo Frink's first 3-pointer of the season with 3:23 left in the half.



### GAME 11 (4-7)

Columbia, S.C.  
Colonial Life Arena  
Dec. 22, 2018  
Silva leads Gamecocks with 18

**COLUMBIA (AP)** - Marquise Reed scored 20 points in his first game back since a knee injury earlier this month and Clemson held off a late South Carolina charge to win its third straight rivalry game 78-68 on Saturday.

Reed, the team's leading scorer this season, had missed the past three games since spraining his left knee late in a win over St. Peter's on Dec. 4. But he showed few effects of the injury after entering the game about three minutes in helping the Tigers (9-3) open a double-digit lead by halftime.

The Gamecocks (4-7) cut a 16-point Clemson lead 73-68 on Chris Silva's inside bucket with 44.1 seconds left. But the Tigers responded two foul shots by David Skara and a jam by Aamir Simms to seal the win.

Skara had 14 points and Elijah Thomas had 10 of his 11 points in the second half for Clemson.

Silva had 18 points for South Carolina, which lost its fourth in a row and second straight to an Atlantic Coast Conference opponent following a 69-52 defeat to No. 5 Virginia this past Wednesday night.

Reed warmed up with a brace on his left knee and after entering the game the senior quickly got into the flow with a bucket two minutes later and finished the half with 13 points.

The Tigers struggled at times to control Silva down low - and trailed 30-29 after Silva completed a 3-point play with 5:09 to play.

But Clemson closed the half with a 16-4 run the rest of the half to lead to the break ahead 45-34.

Skara had a pair of 3s in the surge while John Newman III and Shelton Mitchell each added a long-range basket.



### GAME 12 (5-7)

Columbia, S.C.  
Colonial Life Arena  
Dec. 31, 2018  
Four in double-figures for SC

**COLUMBIA (AP)** - After a month of defeats, South Carolina was anxious for a win - no matter who it came against.

The Gamecocks got 22 points from freshman A.J. Lawson and 21 from Chris Silva to end a four-game losing streak with a 97-46 rout of Division II North Greenville on Monday.

"This felt really good," Lawson said.

Especially after South Carolina's (5-7) struggles since its last win on Nov. 30, a stretch that included defeats to No. 2 Michigan, No. 4 Virginia and state rival Clemson. It made no difference to the Gamecocks if the opponent was from a lower division or the NBA, they just wanted success.

"It was important," South Carolina coach Frank Martin said. "At this place, losing is unacceptable and no one was in a real good mood."

Things lightened up quickly against the Crusaders, who fell behind 13-2 and never rallied.

Competition will pick up quickly, too, as the Gamecocks start Southeastern Conference play Saturday night.

"We practiced really hard and played really hard at practice," Silva said. "It didn't always translate in the game."

Still, the contest, which North Greenville (1-10) counted as an exhibition, turned into one right away as the bigger, stronger Gamecocks came out fast. Tre Campbell and A.J. Lawson had 3-pointers in the first four minutes as South Carolina opened up a big lead.

There were the predictable, on court moments where South Carolina's SEC pedigree was obvious. North Greenville sophomore guard Daniko Jackson, at 5-foot-10, dribbled to the basket where 6-9 Silva and 7-1 Jason Cudd were waiting.

Jackson's shot attempt was quickly knocked away.

Then again, the Crusaders kept their heads up. After North Greenville's Rodrick Howell blocked 6-9 Felipe Haase shot, he took off down the court and finished an alley-oop bucket after a sweet pass from Ryan Mobley.

By then, South Carolina was ahead by 21 points and not letting up.

These Division II contests have been a tradition of Martin, a high-profile shout out to in-state programs that generally fly under the radar. South Carolina has played Coker, Francis Marion, Lander and Limestone the previous few seasons, all in late December - and all, as expected, sizeable Gamecock wins.

North Greenville coach Chad Lister appreciated the first-class treatment and opportunity his team got from South Carolina. "It was a good day for us," he said. "And that's hard to admit when you lose as bad as we lost."

Caleb Arrington had 13 points to lead North Greenville.

Things turned scary for the Gamecocks in the second half when Silva, a senior who was the SEC's co-defensive player of the year last winter, hit the floor hard and did not get up quickly. Martin and the training staff came out to check and Silva eventually walked it off to the bench. He stayed on the sidelines the rest of the way.

### GAME 10



Official Basketball Box Score - Game Totals - Final Statistics  
**Virginia vs South Carolina**  
12/19/18 7:01 p.m. ET at Columbia, S.C. (Colonial Life Arena)

**Virginia 69 • 10-0**

#	Player	Total	3-Ptr			Rebounds			PF	TP	A	T	Blk	Stl	Min
			FG	FGA	FT	FTA	Off	Def							
25	DIAKITE, Mamadi	f	5-6	0-0	0-1	1	4	5	4	10	1	1	1	22	
33	SALT, Jack	c	1-3	0-0	2-4	2	7	9	3	4	2	0	1	33	
05	GUY, Kyle	f	6-14	5-11	1-1	1	0	1	1	18	0	2	0	37	
11	JEROME, Ty	g	9-15	3-8	4-4	1	5	6	1	25	7	2	0	36	
12	HUNTER, De'Andre	g	2-10	0-2	1-1	1	2	3	3	5	3	0	0	23	
00	CLARK, Kithi	f	1-4	0-1	0-0	0	0	0	1	2	2	0	0	24	
02	KEY, Braxton	f	2-6	0-2	1-2	3	4	7	2	5	0	0	0	23	
24	ANTHONY, Marco	f	0-1	0-0	0-0	0	0	0	0	0	0	0	0	2	
	Team					1	1	2							
<b>Totals</b>			26-59	8-24	9-13	10	23	33	15	69	15	5	2	6/200	

FG % 1st Half: 12-31 38.7% 2nd half: 14-28 50.0% Game: 26-59 44.1%  
3FG % 1st Half: 4-12 33.3% 2nd half: 4-12 33.3% Game: 8-24 33.3%  
FT % 1st Half: 5-6 83.3% 2nd half: 4-7 57.1% Game: 9-13 69.2%

**South Carolina 52 • 4-6**

#	Player	Total	3-Ptr			Rebounds			PF	TP	A	T	Blk	Stl	Min
			FG	FGA	FT	FTA	Off	Def							
13	HAASE, Felipe	f	1-2	1-1	0-0	0	5	5	1	3	0	1	0	28	
24	BRYANT, Keyshawn	f	3-6	0-1	0-0	0	2	2	2	6	0	1	2	16	
30	SILVA, Chrs	f	4-12	0-2	3-5	4	6	11	0	4	2	0	2	30	
00	LAWSON, A.J.	g	1-5	1-3	4-4	2	3	5	1	7	3	0	2	35	
04	CAMPBELL, Tre	g	0-2	0-2	2-2	0	0	0	0	2	2	0	0	16	
02	GRAVETT, Hassani	g	4-8	0-0	3-1	4	2	6	1	10	2	2	0	32	
20	FRINK, Alanzo	g	5-14	4-8	1-2	0	3	5	8	3	9	2	1	0	23
23	HINSON, Evan	g	2-6	0-3	0-0	1	4	5	2	4	0	0	0	20	
	Team					1	1	2							
<b>Totals</b>			20-55	3-18	9-13	12	25	37	15	52	9	12	4	200	

FG % 1st Half: 11-31 35.5% 2nd half: 9-24 37.5% Game: 20-55 36.4%  
3FG % 1st Half: 2-13 15.4% 2nd half: 1-5 20.0% Game: 3-18 16.7%  
FT % 1st Half: 2-2 100.0 2nd half: 7-11 63.6% Game: 9-13 69.2%

Officials: Doug Shoves, Joe Lindsey, Pat Driscoll  
Technical fouls: Virginia-None. South Carolina-None.  
Attendance: 12291

Score by periods	1st	2nd	Total
Virginia	33	36	69
South Carolina	26	26	52

Last FG - VA 2nd-02:36, SC 2nd-01:43.  
Largest lead - VA by 19 2nd-01:57, SC None.  
VA led for 39:32, SC led for 00:00. Game was tied for 00:19.

Score tied - 0 times.  
Lead changed - 0 times.

### GAME 11



Official Basketball Box Score - Game Totals - Final Statistics  
**Clemson vs South Carolina**  
12/22/18 2 p.m. ET at Columbia, S.C. (Colonial Life Arena)

**Clemson 78 • 9-3**

#	Player	Total	3-Ptr			Rebounds			PF	TP	A	T	Blk	Stl	Min
			FG	FGA	FT	FTA	Off	Def							
14	THOMAS, Elijah	f	2-2	0-0	7-11	0	2	2	4	11	0	1	2	18	
24	SKARA, David	f	4-8	2-5	4-4	1	7	8	4	14	0	2	0	27	
25	SIMMS, Aamir	f	2-3	1-1	0-0	3	3	6	4	5	0	1	2	23	
00	TRAPP, Clyde	g	4-7	2-5	0-0	1	4	5	3	10	1	4	1	29	
04	MITCHELL, Shelton	g	4-9	1-5	2-2	0	2	2	1	11	2	5	0	33	
02	REED, Marquise	g	7-12	1-3	5-6	1	4	5	2	20	4	4	0	30	
05	TYSON, Hunter	g	0-0	0-0	0-0	0	0	0	1	0	0	0	0	3	
15	NEWMAN III, John	g	2-2	1-1	0-0	1	5	6	0	5	2	0	0	16	
25	WHITE, Javan	f	1-3	0-0	0-1	0	1	4	2	1	1	1	15		
55	JEMISON, Trey	g	0-0	0-0	0-0	0	0	0	2	0	1	1	0	6	
	Team					0	1	1							
<b>Totals</b>			26-46	8-20	18-25	7	29	36	25	78	10	21	7	200	

FG % 1st Half: 16-26 61.5% 2nd half: 10-20 50.0% Game: 26-46 56.5%  
3FG % 1st Half: 6-14 42.9% 2nd half: 2-6 33.3% Game: 8-20 40.0%  
FT % 1st Half: 7-9 77.8% 2nd half: 11-16 68.8% Game: 18-25 72.0%

**South Carolina 68 • 4-7**

#	Player	Total	3-Ptr			Rebounds			PF	TP	A	T	Blk	Stl	Min
			FG	FGA	FT	FTA	Off	Def							
13	HAASE, Felipe	f	2-5	0-1	2-2	1	2	4	6	2	1	0	1	21	
24	BRYANT, Keyshawn	f	4-11	0-1	2-3	3	6	9	3	10	2	2	0	27	
30	SILVA, Chrs	f	4-8	0-1	10-13	3	6	9	4	18	2	4	1	32	
00	LAWSON, A.J.	g	2-15	2-5	2-4	3	4	7	0	8	4	1	0	24	
04	CAMPBELL, Tre	g	1-5	0-3	0-0	0	1	1	2	1	2	0	1	24	
02	GRAVETT, Hassani	g	6-11	2-5	0-0	0	1	1	4	14	0	1	0	27	
20	FRINK, Alanzo	g	3-7	0-0	2-5	6	1	7	4	8	0	3	0	24	
23	HINSON, Evan	g	1-1	0-0	0-1	0	0	0	0	2	0	0	0	6	
33	CUDD, Jason	g	0-0	0-0	0-0	0	0	0	1	0	0	0	0	3	
	Team					1	2								
<b>Totals</b>			23-63	4-16	18-28	15	18	33	21	68	11	14	1	200	

FG % 1st Half: 11-31 35.5% 2nd half: 12-32 37.5% Game: 23-63 36.5%  
3FG % 1st Half: 4-11 36.4% 2nd half: 0-5 0.0% Game: 4-16 25.0%  
FT % 1st Half: 8-14 57.1% 2nd half: 10-14 71.4% Game: 18-28 64.3%

Officials: Doug Simons, Chuck Jones, Michael Roberts  
Technical fouls: Clemson-None. South Carolina-None.  
Attendance: 12269

Score by periods	1st	2nd	Total
Clemson	45	33	78
South Carolina	34	34	68

Last FG - CU 2nd-00:25, SC 2nd-00:44.  
Largest lead - CU by 15 2nd-16:32, SC by 7 1st-11:53.  
CU led for 28:59, SC led for 08:17. Game was tied for 02:44.

Score tied - 5 times.  
Lead changed - 4 times.

### GAME 12



Official Basketball Box Score - Game Totals - Final Statistics  
**North Greenville vs South Carolina**  
12/31/18 2 p.m. ET at Columbia, S.C. (Colonial Life Arena)

**North Greenville 46 • 1-11**

#	Player	Total	3-Ptr			Rebounds			PF	TP	A	T	Blk	Stl	Min
			FG	FGA	FT	FTA	Off	Def							
03	Kovi Tate	f	2-10	0-1	1-2	6	6	12	4	5	0	4	0	22	
22	Roderick Howell	f	4-8	0-0	3-7	3	1	4	3	11	0	2	1	0	
04	Daniel Burchette	g	3-8	0-0	0-0	3	1	4	2	6</					

**GAME 13 (6-7, 1-0 SEC)**  
Gainesville, Fla.  
Exactech Arena  
Jan. 5, 2019  
Silva's dunks game winner

**GAINESVILLE (AP)** - Chris Silva's dunk following a full-court pass with 2.5 seconds remaining gave South Carolina a 71-69 victory over Florida in the Southeastern Conference opener for both teams Saturday night.

Silva finished with 18 points - all in the second half - and helped the Gamecocks (6-7, 1-0) overcome a 14-point deficit.

None of his shots was as big as his last one. Silva walled off Florida's Kevarrius Hayes and caught a 90-foot pass from Felipe Haase for the winner.

The Gators (8-5, 0-1) failed to make a basket in the final 7:17, missing 11 of their final 12 shots and the last eight.

Hassani Gravett led the Gamecocks with 22 points. Silva made 5 of 6 shots and 8 of 9 from the free-throw line.

The game looked like it would go to overtime after Hayes hit a free throw with 3.5 seconds remaining that made it 69-91.

It was one of the biggest collapses in coach Mike White's tenure at Florida. Keyshawn Bryant had a lot to do with it. Bryant made three consecutive buckets late in the second half, helping the Gamecocks dig out of a 10-point hole with about 8 minutes to play. Bryant had a steal and a dunk, a layup and a jumper to cap a 9-0 run that tied the game at 65.

South Carolina took its first lead since scoring the first point of the game on Silva's dunk with 3:39 remaining.

Noah Locke led Florida with 17 points. KeVaughn Allen and Andrew Nembaard added 10 apiece.

The Gators led by as many as 13 points in the first half thanks mostly to six 3-pointers. But they went cold down the stretch - much like they did late in the game - and allowed South Carolina to whittle the lead to 34-32 on Maik Kotsar's putback with 23 seconds remaining. Allen answered on the other end with a driving layup, making it a four-point game at the break.

It was a sloppy start, with the teams combining to miss 36 shots and turning the ball over 26 times.

**GAME 14 (7-7, 2-0 SEC)**  
Columbia, S.C.  
Colonial Life Arena  
Jan. 8, 2019  
Kotsar scores career high 25

**COLUMBIA (AP)** - Freshman A.J. Lawson stole the ball and finished with an emphatic dunk with nine seconds left in overtime to seal South Carolina's 87-82 upset of No. 14 Mississippi State on Tuesday night.

Maik Kotsar scored a career-high 25 points and had nine rebounds for the Gamecocks (7-7, 2-0 Southeastern Conference), who were the only SEC team with a losing record in nonconference play but now sit atop the league.

Lawson, who came in as the team's leading scorer, averaging 13 points a game, scored just six points on 3-of-11 shooting. But he may have turned around what appeared to be a lost season for South Carolina with his steal and dunk as the Bulldogs (12-2, 0-1) tried to get a potential game-tying 3.

Kotsar came up big in overtime too, with a mid-range jumper with 42.1 seconds to go that put South Carolina ahead, 85-82.

Hassani Gravett added 17 points and Chris Silva had 11 points and 10 rebounds for the Gamecocks.

Aric Holman had 20 points and 10 rebounds for Mississippi State. Nick Weatherspoon scored 17 points, and Lamar Peters had 16 points and seven assists.

Mississippi State trailed 61-54 with just under 12 minutes to go, but climbed back in it with some timely 3s. Both teams had good looks to take the lead late in regulation.

Silva had a rebound just under the basket slip out of his hands with 30 seconds to go in regulation. Peters missed a tough running layup with 5 seconds left, and Gravett's half-court heave at the buzzer rolled around the rim before falling away.

**GAME 15 (8-7, 3-0 SEC)**  
Columbia, S.C.  
Colonial Life Arena  
Jan. 13, 2019

**COLUMBIA (AP)** - COLUMBIA, S.C. (AP) -- Keyshawn Bryant scored 15 points and Chris Silva added 14 points as South Carolina continued its surprising Southeastern Conference start with an 85-75 win over Missouri on Sunday.

The Gamecocks (8-7, 3-0 SEC) led the entire second half, but struggled to shake the Tigers (9-5, 0-2).

Javon Pickett's 3-pointer with 3:17 left to go again got Missouri within a possession of tying the game. But Felipe Haase and A.J. Lawson hit back-to-back 3-pointers to put South Carolina ahead 79-70 with 2:03 to go.

The Gamecocks are one of four teams remaining undefeated in the SEC after a league worst 5-7 non-conference record. This is only the third time they have started 3-0 in the SEC since joining the league in 1992.

Haase added 14 points and six rebounds for the Gamecocks.

Pickett led all scorers with 21 points. Mark Smith and Jordan Geist each added 14 for the Tigers.

Jeremiah Tilmon, Missouri's leading rebounder, fouled out for a third straight game. His 13 minutes played Saturday was his longest outing of the three. The sophomore was disqualified in 12 minutes against Morehead State and nine minutes versus Tennessee.

The game was originally scheduled for Saturday afternoon, but Columbia, Missouri received about a foot of snow Friday into Saturday, and the Tigers couldn't make it out of town until Saturday.

**GAME 13**

Official Basketball Box Score - Game Totals - Final Statistics  
South Carolina vs Florida  
1/5/19 7 p.m. at Exactech Arena - Gainesville, Fla.

South Carolina 71 • 6-7, 1-0 SEC															
#	Player	FG	FTA	3-Ptr	FT	FTA	Rebounds	PF	TP	A	TO	Blk	Stl	Min	
21	KOTSAR, Maik	1-4	0-0	2-6	4	3	7	4	4	2	1	0	2	33	
24	BRYANT, Keyshawn	4-8	0-0	0-0	1	4	5	3	8	0	7	0	1	23	
30	SILVA, Chris	5-6	0-0	8-9	1	4	5	3	18	1	4	3	0	19	
00	LAWSON, A.J.	2-8	1-4	1-1	0	1	1	4	6	0	0	0	0	21	
04	CAMPBELL, Tre	2-8	2-5	0-0	0	1	1	2	6	4	1	0	2	37	
02	GRAVETT, Hassani	7-11	4-7	4-5	1	5	6	3	22	3	4	1	3	33	
12	HAASE, Felipe	1-3	0-1	3-4	3	2	5	1	5	1	1	0	1	26	
20	FRINK, Alanzo	0-0	0-0	0-0	0	0	0	1	0	0	0	0	0	2	
23	HINSON, Evan	1-3	0-1	0-0	1	1	2	2	2	3	0	0	0	6	
Team		2		4		6		1		1		0		200	
Totals		23-51	7-18	18-25	13	25	38	23	71	11	22	4	9	200	

FG % 1st Half: 10-26 38.5% 2nd half: 13-25 52.0% Game: 23-51 45.1%  
3FG % 1st Half: 5-11 45.5% 2nd half: 2-7 28.6% Game: 7-18 38.9%  
FT % 1st Half: 7-12 58.3% 2nd half: 11-13 84.6% Game: 18-25 72.0%

Florida 69 • 8-5, 0-1 SEC															
#	Player	FG	FTA	3-Ptr	FT	FTA	Rebounds	PF	TP	A	TO	Blk	Stl	Min	
25	Stones, Keith	0-2	0-1	0-0	1	1	2	4	0	0	3	0	1	12	
12	Hayes, Kevarrius	1-1	0-0	1-2	4	4	3	0	2	1	1	0	9		
02	Nembaard, Andrew	3-10	0-5	4-4	1	1	1	10	7	3	0	3	35		
05	Allen, KeVaughn	4-6	2-2	0-0	1	2	3	10	3	0	0	0	27		
10	Locke, Noah	5-16	5-15	2-2	0	4	4	17	0	0	0	0	20		
00	Okuru, Mike	0-1	0-0	0-0	1	0	1	0	0	0	0	0	1		
03	Hudson, Jalen	2-8	1-5	3-4	0	2	2	8	1	1	0	1	3		
11	Johnson, Keyontae	0-6	0-1	1-2	2	4	6	3	1	2	0	1	23		
15	Stokes, Isaiah	3-5	0-0	0-0	1	3	6	0	2	2	0	0	14		
21	Bassett, Dontay	2-3	0-1	2-4	1	4	5	4	6	0	3	1	18		
24	Ballard, Deaundrea	3-3	1-1	1-2	0	0	2	3	8	0	2	0	12		
Team		5		5		5		0		0		0		200	
Totals		23-61	9-31	14-20	15	20	35	69	12	15	4	11	20		

FG % 1st Half: 14-34 41.2% 2nd half: 9-27 33.3% Game: 23-61 37.7%  
3FG % 1st Half: 6-19 31.6% 2nd half: 3-12 25.0% Game: 9-31 29.0%  
FT % 1st Half: 2-2 100.0 2nd half: 12-18 66.7% Game: 14-20 70.0%

Officials: Jordan Jordan, A.J. Desai, Jason Baker  
Technical fouls: South Carolina-None. Florida-None.  
Attendance: 10230

Score by periods	1st	2nd	Total
South Carolina	32	39	71
Florida	36	33	69

In Off 2nd Fast  
Points Point T/O Chance Break Bench  
SC 28 13 15 9 29  
UF 20 26 10 4 29

Last FG - SC 2nd-00:01, UF 2nd-07:17.  
Largest lead - SC by 2 2nd-00:01, UF by 14 2nd-11:05.  
SC led for 02:46, UF led for 35:25. Game was tied for 01:49.

**GAME 14**

Official Basketball Box Score - Game Totals - Final Statistics  
Mississippi State vs South Carolina  
1/8/19 9 p.m. ET at Columbia, S.C. (Colonial Life Arena)

Mississippi State 82 • 12-2, 0-1 SEC															
#	Player	FG	FTA	3-Ptr	FT	FTA	Rebounds	PF	TP	A	TO	Blk	Stl	Min	
24	Abdul Ado	5-7	0-0	2-4	2	3	5	3	12	0	1	3	2	34	
35	Aric Holman	6-11	5-8	3-4	1	9	10	3	20	1	2	5	0	36	
00	Nick Weatherspoon	7-12	0-2	4-6	0	3	3	1	18	3	1	0	2	38	
02	Lamar Peters	5-14	4-10	1-3	0	3	3	15	7	4	0	3	39		
11	Q Weatherspoon	5-14	2-4	3-4	2	7	9	3	15	6	5	0	1	41	
01	Reggie Perry	0-3	0-1	0-2	0	4	3	0	2	1	0	0	18		
12	Robert Woodard	0-1	0-0	0-0	0	2	0	0	0	0	0	0	5		
22	Keyshawn Feazell	0-1	0-0	0-0	0	0	0	0	0	0	0	0	1		
23	Tyson Carter	1-2	0-0	0-0	1	0	1	0	2	0	1	0	13		
Team		3		3		3		0		0		0		225	
Totals		29-64	11-25	13-23	9	31	40	16	82	17	16	9	8	225	

FG % 1st Half: 14-29 48.3% 2nd half: 12-30 40.0% OT: 3-5 60.0% Game: 29-64 45.3%  
3FG % 1st Half: 4-9 44.4% 2nd half: 7-14 50.0% OT: 0-2 0.0% Game: 11-25 44.0%  
FT % 1st Half: 5-9 55.6% 2nd half: 7-12 58.3% OT: 1-2 50.0% Game: 13-23 56.5%

South Carolina 87 • 7-7, 2-0 SEC															
#	Player	FG	FTA	3-Ptr	FT	FTA	Rebounds	PF	TP	A	TO	Blk	Stl	Min	
21	KOTSAR, Maik	10-18	0-0	5-5	5	4	9	1	25	2	0	1	0	33	
24	BRYANT, Keyshawn	3-9	1-2	0-0	1	1	2	3	7	0	3	1	2	27	
30	SILVA, Chris	5-11	1-2	0-0	0	4	8	12	4	11	4	3	0	33	
00	LAWSON, A.J.	3-11	0-4	0-0	0	3	4	1	6	3	2	0	1	35	
04	CAMPBELL, Tre	3-10	2-5	2-4	1	3	2	1	10	3	3	0	3	35	
02	GRAVETT, Hassani	6-13	2-6	3-4	1	6	7	2	17	2	0	0	1	34	
13	HAASE, Felipe	3-8	2-4	3-4	1	6	2	11	1	0	0	0	24		
23	HINSON, Evan	0-1	0-0	0-0	0	0	1	0	0	0	1	0	0	4	
Team		3		1		4		0		0		0		225	
Totals		33-81	8-23	13-17	16	31	47	16	87	15	12	5	7	225	

FG % 1st Half: 15-35 42.9% 2nd half: 14-38 36.8% OT: 4-8 50.0% Game: 33-81 40.7%  
3FG % 1st Half: 4-10 40.0% 2nd half: 4-12 33.3% OT: 0-1 0.0% Game: 8-23 34.8%  
FT % 1st Half: 7-9 77.8% 2nd half: 2-3 66.7% OT: 4-5 80.0% Game: 13-17 76.5%

Officials: Keith Kimmble, Olanid Pool, Byron Jarrett  
Technical fouls: Mississippi State-None. South Carolina-None.  
Attendance: 8776

Score by periods	1st	2nd	OT	Total
Mississippi State	37	38	7	82
South Carolina	41	34	12	87

In Off 2nd Fast  
Points Point T/O Chance Break Bench  
MS 26 17 13 8 2  
SC 32 16 15 10 28

Last FG - MS 07:11, SC 07:00-09.  
Largest lead - MS by 5 1st-07:57, SC by 7 2nd-12:31.  
MS led for 16:42, SC led for 19:47. Game was tied for 07:56.

**GAME 15**

Official Basketball Box Score - Game Totals - Final Statistics  
Missouri vs South Carolina  
1/13/19 1 p.m. ET at Columbia, S.C.

Missouri 75 • 9-5, 0-2 SEC															
#	Player	FG	FTA	3-Ptr	FT	FTA	Rebounds	PF	TP	A	TO	Blk	Stl	Min	
23	TILMON, Jeremiah	2-5	0-0	0-0	0	0	0	5	4	0	2	0	0	13	
24	PURYEAR, Kevin	3-7	1-1	2-3	3	1	4	4	9	0	2	0	0	20	
04	PICKETT, Javon	7-11	3-4	4-4	2	0	2	3	21	2	0	0	2	32	
13	SMITH, Mark	3-7	3-6	5-5	1	3	4	3	14	2	3	0	1	32	
15	GEIST, Jordan	5-12	1-6	3-6	0	1	1	2	14	5	4	0	3	35	
00	WATSON, Torrence	2-7	2-5	1-2	1	5	6	2	7	0	2	0	0	25	
01	PINSON, Xavier	0-0	0-0	0-0	1	0	1	0	0	1	0	0	0	5	
02	SANTOS, K.J.	1-3	0-1	0-0	1	1	2	3	2	1	1	0	0	20	
03	SUIGGS, Ronnie	0-0	0-0	0-0	1	1	1	0	0	0	0	0	0	1	
05	SMITH, Mitchell	0-0	0-0	0-0	0	0	0	0	0	0	1	0	0	3	
14	NIKKO, Reed	1-2	0-0	2-3	2	2	4	3	4	0	2	0	0	14	
Team		4		6		6		1		1		0		200	
Totals		24-5													





**GAME 16 (9-7, 4-0 SEC)**  
Nashville, Tenn.  
Memorial Gymnasium  
Jan. 16, 2019  
*Gravett scores 9 in final minutes*



**GAME 17 (9-8, 4-1 SEC)**  
Baton Rouge, La.  
Maravich Center  
Jan. 19, 2019  
*Lawson paces Gamecocks with 18*

**NASHVILLE (AP)** - A.J. Lawson hit two free throws with 23.1 seconds left, and the South Carolina Gamecocks rallied from a 12-point deficit in the second half to beat Vanderbilt 74-71 Wednesday night to remain perfect in Southeastern Conference play.

Saben Lee's 15 footer that could have given Vanderbilt the lead bounced off the rim with five seconds left. Hassani Gravett sealed the victory with two more free throws with 2 seconds left.

South Carolina (9-7, 4-0) came in having won its first three SEC games for only the third time since joining the conference. This time, the Gamecocks led for less than 2 minutes early and never by more than two until the final seconds.

Lawson finished with 24 points for the Gamecocks, and Gravett scored all of his 17 in the second half. Keyshawn Bryant added 13 on a night where Chris Silva, South Carolina's leading scorer, finished with a season-low two points after foul trouble limited him to 13 minutes.

Vanderbilt (9-7) now is 0-4 in SEC play for the first time in program history.

The Commodores led 68-63 when officials called a technical on Saben Lee for celebrating blocking Gravett's shot at the basket. Gravett hit both free throws with 1:38 to go, then added a 3 tying it up at 68 with 1:12 left.

Simisola Shittu hit a free throw and missed the second for Vandy's last lead at 71-70 with 29.8 seconds left. South Carolina finished it off at the line.

Aaron Nesmith scored a career-high 23 points for Vanderbilt. The native of Charleston, South Carolina, and South Carolina's Gatorade Player of the Year in 2018 opened by hitting his first five shots, including his first four 3-pointers, in helping Vanderbilt lead by as much as 12 in the first half and 39-29 at halftime.

Lee finished with 17 points, and Shittu had 13.

After the teams combined for 26 fouls in the first half, pace of play slowed even more in the second half with foul after foul called. Five Commodores and five Gamecocks had at least three fouls apiece with 15:00 left with each team trying almost as many free throws as shots from the floor. The game finished with a combined 55 fouls.

**BATON ROUGE (AP)** - Emmitt Williams and Naz Reid each scored 15 points as LSU extended its winning streak to seven games by defeating South Carolina 89-67 in a Southeastern Conference game Saturday night.

The Tigers (14-3, 4-0), who led for nearly the entire game, have won their first four SEC games for the first time in 13 seasons. LSU's 2006 Final Four team won its first seven conference games.

Williams, whose 15 points matched his season-high, also grabbed a season-best 13 rebounds. Williams and Reid were two of six LSU players who scored at least ten points. Kavell Bigby-Williams, J'vonte Smart and Tremont Waters each had 12 points. Marlon Taylor had 10 points.

A.J. Lawson led the Gamecocks (9-8, 4-1) with 18 points and Keyshawn Bryant scored 10. South Carolina, which had its five-game win streak snapped, was outscored 32-6 at the foul line.

Two good stretches enabled LSU to build a 48-28 halftime lead. A basket by Williams with 12:03 before halftime capped a 10-2 run and put LSU ahead 21-13.

Williams scored seven points as LSU went on a 15-4 run over the final six-plus minutes of the first half. A layup by Skylar Mays with 51 seconds left gave the Tigers a 48-28 lead at the break.

**GAME 16**



Official Basketball Box Score - Game Totals - Final Statistics  
**South Carolina vs Vanderbilt**  
01/16/19 6 p.m. at Nashville, Tenn. (Memorial Gym)

**South Carolina 74 • 9-7, 4-0 SEC**

#	Player	Total		3-Ptr		Rebounds		PF	TP	A	TO	Blk	Stl	Min
		FG	FGA	FG	FGA	Off	Def							
21	KOTSAR, Maik	f	0-2	0-0	3-4	1	3	4	4	3	2	2	1	21
24	BRYANT, Keyshawn	f	6-11	0-1	1-6	2	4	6	4	13	0	1	0	30
30	SILVA, Chris	f	0-2	0-0	2-3	1	2	3	5	2	0	3	2	13
00	LAWSON, A.J.	g	8-14	1-4	7-8	2	1	3	1	24	1	0	2	35
04	CAMPBELL, Tre	g	1-4	0-2	2-2	0	0	0	4	4	1	0	0	16
02	GRAVETT, Hassani	g	5-11	3-5	4-4	0	3	3	3	17	1	0	1	28
13	HAASE, Felipe	g	1-4	1-4	6-6	3	2	5	4	9	3	2	1	23
20	FRINK, Alanzo	g	0-2	0-1	0-0	0	4	4	0	1	3	0	0	20
23	HINSON, Evan	g	0-1	0-1	2-2	0	0	0	1	2	0	0	0	14
	Team					3	4	7						
Totals			21-51	5-18	27-35	12	23	35	29	74	9	12	5	200

FG % 1st Half: 9-27 33.3% 2nd half: 12-24 50.0% Game: 21-51 41.2% Deadball Rebounds 5  
3FG % 1st Half: 1-7 14.3% 2nd half: 4-11 36.4% Game: 5-18 27.8%  
FT % 1st Half: 10-12 83.3% 2nd half: 17-23 73.9% Game: 27-35 77.1%

**Vanderbilt 71 • 9-7, 0-4 SEC**

#	Player	Total		3-Ptr		Rebounds		PF	TP	A	TO	Blk	Stl	Min
		FG	FGA	FG	FGA	Off	Def							
11	SHITTU, Simisola	f	4-6	0-0	5-8	0	3	3	4	13	2	3	0	22
24	NESMITH, Aaron	f	7-14	5-10	4-4	1	3	4	3	23	1	0	0	35
32	RYAN, Matt	f	2-6	0-0	0-0	0	0	0	2	6	0	1	0	18
00	LEE, Saben	g	4-7	0-0	9-10	0	3	3	2	17	3	4	1	37
02	TOYE, Joe	g	0-2	0-1	0-1	1	2	3	0	0	2	0	0	26
01	WETZELL, Yanni	g	0-0	0-0	2-4	2	4	6	5	2	1	3	0	19
03	EVANS, Maxwell	g	0-1	0-1	0-0	0	0	0	0	1	1	0	0	5
13	MOYER, Matthew	g	2-4	0-1	4-5	0	4	4	4	8	0	1	0	23
15	BROWN, Clevon	g	1-4	0-2	0-0	1	2	3	2	4	0	0	0	15
	Team					2	1	3						
Totals			20-44	7-21	24-37	7	21	28	26	71	12	15	1	200

FG % 1st Half: 11-23 47.8% 2nd half: 9-21 42.9% Game: 20-44 45.5% Deadball Rebounds 7  
3FG % 1st Half: 4-12 33.3% 2nd half: 3-9 33.3% Game: 7-21 33.3%  
FT % 1st Half: 13-19 68.4% 2nd half: 11-18 61.1% Game: 24-37 64.9%

Officials: Don Dalry, Tony Greene, William Covington  
Technical fouls: South Carolina-None. Vanderbilt-LEE, Saben.  
Attendance: 8400

Score by periods	1st	2nd	Total
South Carolina	29	45	74
Vanderbilt	39	32	71

Last FG - SC 2nd-00:45, VU 2nd-01:46.  
Largest lead - SC by 3 2nd-00:02, VU by 12 1st-08:48.  
SC led for 02:03, VU led for 33:06. Game was tied for 04:42.

Points	In	Off	2nd	Fast	Bench
SC	28	13	12	9	28
VU	24	10	7	2	12

Score tied - 8 times.  
Lead changed - 5 times.

**GAME 17**



Official Basketball Box Score - Game Totals - Final Statistics  
**South Carolina vs LSU**  
01/19/19 5:01 p.m. at Baton Rouge, Louisiana (Maravich Center)

**South Carolina 67 • 9-8 (4-1)**

#	Player	Total		3-Ptr		Rebounds		PF	TP	A	TO	Blk	Stl	Min
		FG	FGA	FG	FGA	Off	Def							
21	KOTSAR, Maik	f	3-9	0-0	0-0	1	3	4	6	2	2	1	3	25
24	BRYANT, Keyshawn	f	5-10	0-1	0-3	0	3	3	3	10	2	2	0	25
30	SILVA, Chris	f	2-2	0-0	3-4	1	2	3	5	7	0	0	0	8
00	LAWSON, A.J.	g	7-15	2-7	2-4	0	5	5	0	18	0	2	0	38
04	CAMPBELL, Tre	g	2-6	0-2	0-0	0	0	0	1	4	0	2	0	19
02	GRAVETT, Hassani	g	3-9	3-5	0-0	1	3	4	3	9	1	3	0	30
13	HAASE, Felipe	g	4-8	0-2	0-0	1	2	3	4	8	1	2	0	28
20	FRINK, Alanzo	g	2-4	0-1	1-3	1	2	3	4	5	0	2	0	18
23	HINSON, Evan	g	0-1	0-1	0-0	0	2	2	0	0	1	1	0	9
	Team					1	1	2						
Totals			28-64	5-19	6-14	6	23	29	24	67	7	16	1	200

FG % 1st Half: 12-29 41.4% 2nd half: 16-35 45.7% Game: 28-64 43.8% Deadball Rebounds 3  
3FG % 1st Half: 0-6 0.0% 2nd half: 5-13 38.5% Game: 5-19 26.3%  
FT % 1st Half: 4-11 36.4% 2nd half: 2-3 66.7% Game: 6-14 42.9%

**LSU 89 • 14-3 (4-0)**

#	Player	Total		3-Ptr		Rebounds		PF	TP	A	TO	Blk	Stl	Min	
		FG	FGA	FG	FGA	Off	Def								Total
00	Naz Reid	f	4-9	0-2	7-8	4	2	6	3	15	2	1	1	0	23
11	K. Bigby-Williams	f	5-7	0-0	2-2	4	7	11	2	12	1	3	1	0	23
03	Tremont Waters	g	5-9	2-5	0-0	0	2	2	2	12	6	3	0	25	
04	Skylar Mays	g	3-9	0-4	0-0	0	3	3	1	6	1	1	0	27	
14	Marlon Taylor	g	1-6	0-1	8-9	1	5	6	1	10	1	1	0	20	
01	J'vonte Smart	g	4-12	0-3	4-4	1	5	6	0	12	1	2	0	35	
12	Marshall Graves	g	1-2	0-1	0-0	0	0	0	0	2	0	0	0	4	
13	Will Reese	g	0-0	0-0	0-0	0	0	0	0	0	0	0	1	3	
22	Darius Davis	g	1-2	1-2	2-2	0	2	2	5	5	0	1	0	16	
24	Emmitt Williams	g	3-8	0-1	9-10	5	8	13	3	15	0	1	0	24	
	Team					0	0	0							
Totals			27-64	3-19	32-35	15	34	49	17	89	12	13	2	111	

FG % 1st Half: 16-33 48.5% 2nd half: 11-31 35.5% Game: 27-64 42.2% Deadball Rebounds 21  
3FG % 1st Half: 3-12 25.0% 2nd half: 0-7 0.0% Game: 3-19 15.8%  
FT % 1st Half: 13-16 81.3% 2nd half: 19-19 100.0% Game: 32-35 91.4%

Officials: Todd Austin, Bart Lenox, Vladimir Voyard-Tadal  
Technical fouls: South Carolina-None. LSU-None.  
Attendance: 11607

Score by periods	1st	2nd	Total
South Carolina	28	39	67
LSU	48	41	89

Last FG - SC 2nd-00:54, LSU 2nd-01:04.  
Largest lead - SC by 3 1st-19:44, LSU by 33 2nd-13:21.  
SC led for 02:17, LSU led for 36:15. Game was tied for 01:27.

Points	In	Off	2nd	Fast	Bench
SC	32	12	12	8	22
LSU	42	20	20	8	34

Score tied - 2 times.  
Lead changed - 1 time.



# 4 TRE CAMPBELL

GR - G - 6-0 - 183 - WASHINGTON, D.C./ST. JOHN'S COLLEGE HS/GEORGETOWN

## CAREER HIGHS

Points	21	at Xavier (Jan. 19, 2016)
FG	7	at Xavier (Jan. 19, 2016)
FGA	13	vs. Villanova (March 10, 2016)
3FG	5	at Xavier (Jan. 19, 2016)
3FGA	9	vs. Villanova (March 10, 2016)
FT Made	4	4x, last vs. USC Upstate (Nov. 12, 2016)
FT Attempts	6	vs. Seton Hall (March 7, 2015)
Rebounds	5	6x, last at Wyoming (Dec. 5, 2018)
Assists	5	vs. Seton Hall (Feb. 17, 2016)
Blocks	1	vs. Radford (Nov. 14, 2015)
Steals	4	vs. Radford (Dec. 13, 2014)
Minutes	37	at Florida (Jan. 5, 2019)

## SUPERLATIVES

	'18-19	Career
Double-figure scoring	3	12
Double-figure rebounding	-	-
Double-double	-	-
3+ assists	3	14
Team high scoring	-	1
Team high rebounding	-	-
Team high assists	1	4
Team high steals	2	16



## 2018-19 GAME-BY-GAME

OPPONENT	MIN	FG	PCT.	3FG	PCT.	FT	PCT.	O-D-T	PF	A	TO	BLK	STL	PTS
USC Upstate*	28	1-7	.142	0-4	.000	1-1	1.000	0-1-1	2	0	2	0	1	3
Stony Brook*	35	5-12	.416	4-7	.571	1-2	.500	1-1-2	0	2	1	0	1	15
Norfolk State*	22	1-7	.142	1-6	.167	0-0	.000	0-4-4	0	2	0	0	3	3
vs. Providence*	24	2-7	.285	0-3	.000	0-0	.000	1-3-4	2	1	1	0	0	4
vs. GW*	23	3-7	.429	3-5	.600	0-0	.000	0-1-1	0	4	0	0	2	9
Wofford*	17	1-6	.167	0-4	.000	2-2	1.000	0-0-0	1	2	0	0	0	4
Coastal Carolina	6	1-1	1.000	1-1	1.000	0-0	.000	0-0-0	0	1	2	1	0	3
at Wyoming	19	1-3	.333	0-2	.000	3-3	1.000	1-4-5	2	1	0	0	2	5
at Michigan	22	1-4	.250	0-2	.000	0-0	.000	0-1-1	0	1	1	0	2	2
Virginia*	16	0-2	.000	0-2	.000	2-2	1.000	0-0-0	0	2	0	0	0	2
Clemson*	24	1-5	.200	0-3	.000	0-0	.000	0-1-1	1	1	2	0	1	2
N. Greenville*	25	4-9	.444	3-6	.500	0-0	.000	1-1-2	0	0	1	0	0	11
at Florida*	37	2-8	.250	2-5	.400	0-0	.000	0-1-1	2	4	1	0	2	6
Miss. State*	35	3-10	.300	2-5	.400	2-4	.500	1-3-4	2	3	3	0	3	10
Missouri*	28	3-7	.429	2-3	.667	0-0	.000	0-1-1	3	1	4	0	0	8
at Vanderbilt*	16	1-4	.250	0-2	.000	2-2	1.000	0-0-0	4	1	0	0	0	4
at LSU*	19	2-6	.333	0-2	.000	0-0	.000	0-0-0	1	0	2	0	0	4
Auburn														
at Okla. State														
Tennessee														
at Georgia														
at Kentucky														
Arkansas														
at Tennessee														
Texas A&M														
Ole Miss														
at Miss. State														
Alabama														
at Missouri														
at Texas A&M														
Georgia														

\* indicates starter

## PLAYER BIO

### 2018-19

- > Scored 10 points in OT win vs. No. 14 Miss. State (1/8), led the team with three steals and hit a pair of 3s
- > Played career-high 37 minutes and led the team with four assists in road win at Florida (1/5)
- > Scored in double-figures for the second time, finishing with 11 points vs. North Greenville (12/31)
- > Returned to the starting lineup against No. 5 Virginia (12/19)
- > Matched career high with five rebounds at Wyoming (12/5)
- > Had nine points thanks to a trio of 3s in blowout win vs. George Washington (11/18), also had four assists and two steals
- > Collected a team-high three steals in win vs. Norfolk State (11/13)
- > Scored 15 points with two assists in a career high 35 minutes vs. Stony Brook (11/9)

### Career Highlights

- > Career high 21 points vs. Xavier (1/19/16), while at Georgetown
- > Also hit a career high five 3s vs. the Musketeers
- > Saw action in 84 career games for the Hoyas, averaging 3.7 points and 1.3 assists per game

### Personal

- > Four-star prospect according to 247sports.com following prep career at St. John's College High School
- > Averaged 12.2 points per game as a senior at St. John's
- > 2013-14 All-Washington Catholic Athletic Conference First-Team Honoree
- > Son of Donald and Gina Campbell; has a sister, Brianna
- > Favorite athlete is Allen Iverson
- > His go to meal is his mom's fried chicken and mac & cheese
- > A mass communications major


## CAREER STATISTICS

Season	GP-GS	Min	Avg	FG	FGA	Pct	3FG	3FGA	Pct	FT	FTA	Pct	Off	Def	Tot	Avg	PF	FO	Ast	TO	Blk	Stl	Pts	Avg
2014-15*	33-1	453	13.7	37	98	.378	21	58	.362	18	26	.692	4	30	34	1.0	30	0	29	10	0	19	113	3.4
2015-16*	30-20	627	20.9	40	131	.305	20	74	.270	24	31	.774	13	41	54	1.8	42	0	50	26	2	22	124	4.1
2016-17*	21-0	294	14.0	23	61	.377	12	35	.343	13	21	.619	3	23	26	1.2	17	0	28	19	0	12	71	3.4
2018-19	17-14	396	23.3	32	105	.305	18	62	.290	13	16	.813	5	22	27	1.6	20	0	26	20	1	17	95	5.6
<b>Totals</b>	<b>101-35</b>	<b>1770</b>	<b>17.5</b>	<b>132</b>	<b>395</b>	<b>.334</b>	<b>71</b>	<b>231</b>	<b>.307</b>	<b>68</b>	<b>94</b>	<b>.723</b>	<b>25</b>	<b>116</b>	<b>141</b>	<b>1.4</b>	<b>108</b>	<b>0</b>	<b>133</b>	<b>75</b>	<b>3</b>	<b>70</b>	<b>403</b>	<b>4.0</b>

\*AT GEORGETOWN

### (SEC ONLY)

Season	GP-GS	Min	Avg	FG	FGA	Pct	3FG	3FGA	Pct	FT	FTA	Pct	Off	Def	Tot	Avg	PF	FO	Ast	TO	Blk	Stl	Pts	Avg
2019	5-5	135	27.0	11	35	.314	6	17	.353	4	6	.667	1	5	6	1.2	12	0	9	10	0	5	32	6.4



R-SR. - G - 6-2 - 188 - VILLA RICA, GA./ALEXANDER/PENSACOLA STATE COLLEGE

### CAREER HIGHS

Points	23	vs. Coastal Carolina (Nov. 30, 2018)
FG	8	at Mississippi State (Feb. 24, 2018)
FGA	14	vs. Virginia (Dec. 19, 2018)
3FG	5	vs. Norfolk State (Nov. 13, 2018)
3FGA	10	vs. Illinois State (Nov. 16, 2017)
FT Made	12	vs. Missouri (Jan. 13, 2019)
FT Attempts	12	vs. Missouri (Jan. 13, 2019)
Rebounds	12	vs. USC Upstate (Nov. 6, 2018)
Assists	9	twice, last vs. North Greenville (Dec. 31, 2018)
Blocks	2	2x, last vs. Norfolk State (Nov. 13, 2018)
Steals	3	2x, last at Florida (Jan. 5, 2019)
Minutes	41	at Mississippi State (Feb. 24, 2018)

### SUPERLATIVES

	'18-19	Career
Double-figure scoring	10	20
Double-figure rebounding	1	2
Double-double	-	-
3+ assists	5	29
Team high scoring	3	7
Team high rebounding	2	6
Team high blocks	1	5
Team high assists	3	26

### 2018-19 GAME-BY-GAME

OPPONENT	MIN	FG	PCT.	3FG	PCT.	FT	PCT.	O-D-T	PF	A	TO	BLK	STL	PTS
USC Upstate	28	1-6	.167	0-3	.000	4-4	1.000	2-10-12	1	3	2	1	2	6
Stony Brook	22	2-5	.400	1-2	.500	1-2	.500	0-1-1	2	1	1	0	0	6
Norfolk State	26	6-9	.667	5-6	.833	1-2	.500	2-2-4	2	4	0	2	0	18
vs. Providence	34	6-11	.545	2-5	.400	0-0	.000	2-5-7	3	1	2	0	2	14
vs. GW	20	0-5	.000	0-4	.000	0-0	.000	0-1-1	2	0	2	0	0	0
Wofford*	39	3-7	.429	2-5	.400	3-3	1.000	2-4-6	1	1	1	0	1	11
Coastal Carolina	34	7-10	.700	4-7	.571	5-7	.714	0-2-2	3	4	2	0	0	23
at Wyoming	18	0-2	.000	0-1	.000	2-2	1.000	0-1-1	1	2	2	0	0	2
at Michigan	20	3-3	1.000	3-3	1.000	0-0	.000	0-0-0	2	0	0	0	0	9
Virginia	32	5-14	.357	0-4	.000	0-0	.000	3-1-4	2	2	2	0	0	10
Clemson	27	6-11	.545	2-5	.400	0-0	.000	0-1-1	4	0	1	0	0	14
N. Greenville	27	2-7	.286	0-4	.000	2-2	1.000	1-4-5	3	9	1	0	2	6
at Florida	33	7-11	.636	4-7	.571	4-5	.800	1-5-6	3	3	4	1	3	22
Miss. State	34	6-13	.462	2-6	.333	3-4	.750	1-6-7	2	2	0	0	1	17
Missouri	28	0-6	.000	0-4	.000	12-12	1.000	0-2-2	2	2	1	0	0	12
at Vanderbilt	28	5-11	.455	3-5	.600	4-4	1.000	0-3-3	3	1	0	1	0	17
at LSU	30	3-9	.333	3-5	.600	0-0	.000	1-3-4	3	1	3	0	0	9
Auburn														
at Okla. State														
Tennessee														
at Georgia														
at Kentucky														
Arkansas														
at Tennessee														
Texas A&M														
Ole Miss														
at Miss. State														
Alabama														
at Missouri														
at Texas A&M														
Georgia														

\* indicates starter

### PLAYER BIO

#### 2018-19

- > Had 17 points (all in the second half) in comeback road win at Vanderbilt (1/16), scored nine points in the final 1:38 of the game
- > Scored all 12 of his points at the charity stripe in win over Missouri (1/13), went 12-for-12 at the line for new career-highs in both makes and attempts
- > Posted 17 points in 34 minutes off the bench in OT win vs. Miss. State (1/8), hit a pair of 3s and also had seven rebounds
- > Scored 22 points in win at Florida (1/5) off the bench, went 4-for-7 from behind the arc and had six rebounds with a team-high three steals
- > Matched career high with nine assists vs. North Greenville (12/31)
- > Had 14 points in 27 minutes off the bench against Clemson (12/22)
- > Scored 10 points while recording a career-high 14 FG attempts vs. No. 5/3 Virginia (12/19)
- > Went 3-for-3 from downtown, scoring nine points in 20 minutes at No. 5/5 Michigan (12/8)
- > Scored career-high 23 points in win vs. Coastal Carolina (11/30), made four 3s and was 7-for-10 from the field
- > Started for the first time and scored 11 points in 39 minutes vs. Wofford (11/26), hit a pair of 3s and also pulled down six rebounds
- > Sunk a career-high five 3s in win vs. Norfolk State (11/13)
- > Pulled down a career high 12 rebounds in season opener vs. USC Upstate (11/6)

#### Career Highlights

- > Part of South Carolina's 2016-17 Final Four squad
- > Took over lead point guard duties during the 2017-18 season, leading the team with 3.6 assists per game
- > Had 19 points at Miss. State (2/24/18), including a game-tying 3 at the end of regulation to push the contest to OT
- > Has posted a career-high nine assists twice

#### Personal

- > Prior to time at Carolina, spent one season at Pensacola State College, earning Panhandle Conference Player of the Year honors after averaging 16.1 points per game
- > Following senior season at Alexander High School, was named the Georgia 4A Player of the Year
- > Son of Chris and Mekia Gravett and Aniya Lamyotte
- > Has two brothers, Nicholas McFarland and Christian Gravett
- > Lived in Italy for two years growing up
- > Other than basketball, his favorite sport is soccer
- > A public health major

### CAREER STATISTICS

Season	GP-GS	Min	Avg	FG	FGA	Pct	3FG	3FGA	Pct	FT	FTA	Pct	Off	Def	Tot	Avg	PF	FO	Ast	TO	Blk	Stl	Pts	Avg
2016-17	35-3	582	16.6	39	133	.293	15	69	.217	20	31	.645	16	41	57	1.6	48	1	49	37	1	14	113	3.2
2017-18	30-22	778	25.9	75	188	.399	28	87	.322	44	64	.688	17	92	109	3.6	58	0	107	68	7	12	222	7.4
2018-19	17-1	480	28.2	62	140	.443	31	76	.408	41	47	.872	15	51	66	3.9	39	0	36	24	5	11	196	11.5
<b>Totals</b>	<b>82-26</b>	<b>1840</b>	<b>22.4</b>	<b>176</b>	<b>461</b>	<b>.382</b>	<b>74</b>	<b>232</b>	<b>.319</b>	<b>105</b>	<b>142</b>	<b>.739</b>	<b>48</b>	<b>184</b>	<b>232</b>	<b>2.8</b>	<b>145</b>	<b>1</b>	<b>192</b>	<b>129</b>	<b>13</b>	<b>37</b>	<b>531</b>	<b>6.5</b>

Season	GP-GS	Min	Avg	FG	FGA	Pct	3FG	3FGA	Pct	FT	FTA	Pct	Off	Def	Tot	Avg	PF	FO	Ast	TO	Blk	Stl	Pts	Avg
2017	17-2	284	16.7	18	61	.295	8	33	.242	12	17	.706	9	15	24	1.4	23	0	23	17	0	7	56	3.3
2018	15-8	403	26.9	38	88	.432	17	43	.395	17	22	.773	10	37	47	3.1	28	0	50	36	5	6	110	7.3
2018	5-0	153	30.6	21	50	.420	12	27	.444	23	25	.920	3	19	22	4.4	13	0	9	8	2	4	77	15.4
<b>Totals</b>	<b>37-10</b>	<b>840</b>	<b>22.7</b>	<b>77</b>	<b>199</b>	<b>.387</b>	<b>37</b>	<b>103</b>	<b>.359</b>	<b>52</b>	<b>64</b>	<b>.813</b>	<b>22</b>	<b>71</b>	<b>93</b>	<b>2.5</b>	<b>64</b>	<b>0</b>	<b>82</b>	<b>61</b>	<b>7</b>	<b>17</b>	<b>243</b>	<b>6.6</b>

# 30 CHRIS SILVA

SR. - FORWARD - 6-9 - 223 - LIBREVILLE, GABON/ROSELLE CATHOLIC



## CAREER HIGHS

Points	27	2x, last vs. Kentucky (Jan. 16, 2018)
FG	10	at FIU (Nov. 27, 2017)
FGA	17	vs. Kentucky (Jan. 16, 2018)
3FG	2	vs. George Washington (Nov. 18, 2018)
3FGA	2	5x, last vs. Miss. State (Jan. 8, 2019)
FT Made	13	vs. Ole Miss (March 7, 2018)
FT Attempts	20	vs. Ole Miss (March 7, 2018)
Rebounds	13	2x, last at Ole Miss (Dec. 31, 2017)
Assists	4	2x, last vs. Miss. State (Jan. 8, 2019)
Blocks	6	vs. Coastal Carolina (Nov. 30, 2018)
Steals	3	5x, last vs. Missouri (Jan. 13, 2019)
Minutes	38	vs. Ole Miss (March 7, 2018)

## SUPERLATIVES

	'18-19	Career
Double-figure scoring	10	65
Double-figure rebounding	4	22
Double-double	4	19
2+ blocks	9	48
Team high scoring	4	20
Team high rebounding	6	53
Team high blocks	10	58

## 2018-19 GAME-BY-GAME

OPPONENT	MIN	FG	PCT.	3FG	PCT.	FT	PCT.	O-D-T	PF	A	TO	BLK	STL	PTS
USC Upstate*	27	2-9	.222	0-2	.000	9-12	.750	7-4-11	1	0	4	0	2	13
Stony Brook*	20	1-5	.200	0-0	.000	5-7	.714	1-1-2	4	0	1	1	0	7
Norfolk State*	26	4-6	.667	0-0	.000	0-1	.000	1-3-4	3	2	1	3	2	8
vs. Providence*	13	1-2	.500	0-1	.000	4-4	1.000	1-2-3	4	0	1	0	0	6
vs. GW*	30	7-10	.700	2-2	1.000	4-5	.800	3-7-10	3	2	1	2	0	20
Wofford*	21	3-8	.375	0-0	.000	2-4	.500	2-3-5	4	2	4	0	0	8
Coastal Carolina*	19	4-9	.444	0-0	.000	1-2	.500	1-4-5	4	1	3	6	1	9
at Wyoming*	36	3-14	.214	0-2	.000	5-8	.625	3-5-8	2	2	1	3	3	11
at Michigan*	29	7-13	.538	1-1	1.000	3-7	.429	4-8-12	5	2	0	1	0	18
Virginia*	30	4-12	.333	0-2	.000	3-5	.600	2-4-6	4	0	4	2	2	11
Clemson*	32	4-8	.500	0-1	.000	10-13	.769	1-6-7	4	2	4	1	0	18
N. Greenville*	25	6-7	.857	1-1	1.000	8-8	1.000	3-6-9	3	1	1	4	0	21
at Florida*	19	5-6	.833	0-0	.000	8-9	.889	1-4-5	3	1	4	3	0	18
Miss. State*	33	5-11	.455	1-2	.500	0-0	.000	4-8-12	4	4	3	3	0	11
Missouri*	30	4-7	.571	0-1	.000	6-7	.857	0-4-4	4	2	4	4	3	14
at Vanderbilt*	13	0-2	.000	0-0	.000	2-3	.667	1-2-3	5	0	3	2	1	2
at LSU*	8	2-2	1.000	0-0	.000	3-4	.750	1-2-3	5	0	0	0	0	7
Auburn														
at Okla. State														
Tennessee														
at Georgia														
at Kentucky														
Arkansas														
at Tennessee														
Texas A&M														
Ole Miss														
at Miss. State														
Alabama														
at Missouri														
at Texas A&M														
Georgia														

\* indicates starter

## PLAYER BIO

### 2018-19

- > Preseason accolades include: All-SEC First Team (media, coaches); Karl Malone Award Watch List; Wooden Award Preseason Top 50 Watch List; Naismith Trophy Watch List
- > Had 14 points, four boards, and team-high four blocks and three steals in win vs. Missouri (1/13)
- > Recorded a double-double with 11 points and 12 rebounds in OT win vs. No. 14 Miss. State (1/8), tied career high with team-high four assists, also had three blocks
- > Had the game-winning dunk with 2.5 seconds left at Florida (1/5) in the SEC opener, scored 18 points (all in the second half) in just 19 minutes with five rebounds and three blocks
- > Went 10-for-13 at the free throw line and poured in 18 points vs. Clemson (12/22)
- > Had 11 points, six boards, two blocks and two steals in 30 minutes vs. No. 5/3 Virginia (12/19)
- > Recorded third double-double of the season with 18 points and 12 rebounds at No. 5/5 Michigan (12/8)
- > Had career-high six blocks in win vs. Coastal Carolina (11/30)
- > Led team with 20 points and 10 rebounds in blowout win vs. George Washington (11/18), made a career-high two 3s
- > Collected first double-double of the season and the 16th of his career with 13 points and 11 rebounds in season opener vs. USC Upstate (11/6)

### Career Highlights

- > Part of Carolina's 2016-17 Final Four squad, averaging 13.0 points, 8.8 rebounds 81.6% (31-38) from the foul line and 1.6 blocks per game in NCAA Tournament action
- > Led the Gamecocks with 14.3 points and 8.0 rebounds per game as a junior, en route to All-SEC First-Team, All-Defensive Team and co-Defensive Player of the Year accolades from league coaches
- > 1,000-point scorer at Carolina
- > As a junior, led the SEC and ranked second nationally in free throw attempts (283) and sixth nationally in free throws made (213)

### Personal

- > A four-star prospect following prep career at Roselle Catholic
- > Did not play organized basketball until coming to the United States prior to his junior season of high school
- > Has three brothers, Lucas, Matthew and Phillip
- > Speaks English, French and Portuguese
- > An integrated technology major
- > His favorite athlete is Kevin Durant

## CAREER STATISTICS

Season	GP-GS	Min	Avg	FG	FGA	Pct	3FG	3FGA	Pct	FT	FTA	Pct	Off	Def	Tot	Avg	PF	FO	Ast	TO	Blk	Stl	Pts	Avg
2015-16	32-6	425	13.3	53	110	.482	0	0	.000	67	110	.609	56	87	143	4.5	100	3	6	34	28	14	173	5.4
2016-17	37-37	776	21.0	122	233	.524	0	1	.000	134	179	.749	84	141	225	6.1	141	10	13	69	51	22	378	10.2
2017-18	33-33	851	25.8	127	272	.467	5	12	.417	213	283	.753	108	156	264	8.0	115	5	40	87	45	21	472	14.3
2018-19	17-17	411	24.2	62	131	.473	5	15	.333	73	99	.737	36	73	109	6.4	62	3	21	39	35	14	202	11.9
<b>Totals</b>	<b>119-93</b>	<b>2463</b>	<b>20.7</b>	<b>364</b>	<b>746</b>	<b>.488</b>	<b>10</b>	<b>28</b>	<b>.357</b>	<b>487</b>	<b>671</b>	<b>.726</b>	<b>284</b>	<b>457</b>	<b>741</b>	<b>6.2</b>	<b>418</b>	<b>21</b>	<b>80</b>	<b>229</b>	<b>159</b>	<b>71</b>	<b>1225</b>	<b>10.3</b>

### (SEC ONLY)

Season	GP-GS	Min	Avg	FG	FGA	Pct	3FG	3FGA	Pct	FT	FTA	Pct	Off	Def	Tot	Avg	PF	FO	Ast	TO	Blk	Stl	Pts	Avg
2016	18-6	221	12.3	30	54	.556	0	0	.000	27	47	.574	27	46	73	4.1	57	2	3	15	10	6	87	4.8
2017	18-18	370	20.6	64	117	.547	0	0	.000	62	82	.756	35	55	90	5.0	69	6	5	38	15	13	190	10.6
2018	18-18	475	26.4	74	159	.465	1	2	.500	118	154	.766	66	75	141	7.8	64	3	21	45	24	9	267	14.8
2018	5-5	103	20.6	16	28	.571	1	3	.333	19	23	.826	7	20	27	5.4	21	2	7	14	12	4	52	10.4
<b>Totals</b>	<b>59-47</b>	<b>1169</b>	<b>19.8</b>	<b>184</b>	<b>358</b>	<b>.514</b>	<b>2</b>	<b>5</b>	<b>.400</b>	<b>226</b>	<b>306</b>	<b>.739</b>	<b>135</b>	<b>196</b>	<b>331</b>	<b>5.6</b>	<b>211</b>	<b>13</b>	<b>36</b>	<b>112</b>	<b>61</b>	<b>32</b>	<b>596</b>	<b>10.1</b>

# 52 JAIR BOLDEN


JR. - G - 6-3 - 210 - BROOKLYN, N.Y./WESTTOWN SCHOOL (PA.)/GEORGE WASHINGTON

## CAREER HIGHS

Points	25	vs. Princeton (Dec. 6, 2017)
FG	8	vs. Princeton (Dec. 6, 2017)
FGA	22	vs. Xavier (Nov. 23, 2017)
3FG	4	2x, last vs. Xavier (Nov. 23, 2017)
3FGA	12	vs. Xavier (Nov. 23, 2017)
FT Made	7	vs. Princeton (Dec. 6, 2017)
FT Attempts	10	vs. Princeton (Dec. 6, 2017)
Rebounds	6	2x, last vs. Kansas State (Nov. 24, 2017)
Assists	8	vs. Duquesne (Jan. 31, 2018)
Blocks	2	2x, last vs. Xavier (Nov. 23, 2017)
Steals	3	at VCU (Jan. 11, 2017)
Minutes	40	vs. Morgan State (Nov. 29, 2017)

## SUPERLATIVES

	'18-19	Career
Double-figure scoring	-	26
Double-figure rebounding	-	-
Double-double	-	-
3+ assists	-	28
Team high scoring	-	-
Team high rebounding	-	-
Team high blocks	-	-



## PLAYER BIO

### 2018-19

Not able to play during the 2018-19 campaign due to NCAA transfer rules

### Career Highlights

- > Transferred to Carolina during the summer of 2018 after spending to seasons at George Washington
- > At GW, averaged 7.9 points per game, paced by 11.2 points per outing during sophomore season
- > Led the team in points (359), assists (98) and 3-point attempts (173) as a sophomore for the Colonials
- > Tallied 20 double-figure scoring games as a sophomore, including career high 25 points vs. Princeton (12/6/17)

### Personal

- > A three-star prospect following prep career at Westtown School, where he was named Athlete of the Year following both his junior and senior seasons
- > Led Westtown to its first state championship in any sport as a senior, en route to Third Team All-State honors
- > Son of Joel Bolden and Lesley D'Almeida
- > Has a brother, Grey, and a sister, Kaya
- > A retail management major
- > His favorite athlete is Stephon Marbury, and his favorite sport other than basketball is tennis
- > Also skateboards in his spare time

## CAREER STATISTICS

Season	GP-GS	Min	Avg	FG	FGA	Pct	3FG	3FGA	Pct	FT	FTA	Pct	Off	Def	Tot	Avg	PF	FO	Ast	TO	Blk	Stl	Pts	Avg
2016-17*	35-16	627	17.9	59	164	.360	27	81	.333	23	35	.647	16	46	62	1.8	46	0	66	54	9	16	168	4.8
2017-18*	32-24	1044	32.6	131	356	.368	55	173	.318	42	62	.677	12	85	97	3.0	53	0	98	74	9	24	359	11.2
<b>Totals</b>	<b>67-40</b>	<b>1671</b>	<b>24.9</b>	<b>190</b>	<b>520</b>	<b>.365</b>	<b>82</b>	<b>254</b>	<b>.323</b>	<b>65</b>	<b>97</b>	<b>.670</b>	<b>28</b>	<b>131</b>	<b>159</b>	<b>2.4</b>	<b>99</b>	<b>0</b>	<b>164</b>	<b>128</b>	<b>18</b>	<b>40</b>	<b>527</b>	<b>7.9</b>

\*AT GEORGE WASHINGTON



# 23 EVAN HINSON

JR. - G - 6-4 - 240 - DELTONA, FLA./DELTONA

## CAREER HIGHS

Points	8	3x, at Mississippi State (Feb. 24, 2018)
FG	3	2s, last at Florida (Jan. 24, 2018)
FGA	7	at Georgia (Jan. 13, 2018)
3FG	2	2x, last at Florida (Jan. 24, 2018)
3FGA	4	2x, last vs. North Greenville (Dec. 31, 2018)
FT Made	3	vs. Texas Tech (Jan. 27, 2018)
FT Attempts	4	2x, last vs. Texas Tech (Jan. 27, 2018)
Rebounds	5	vs. Virginia (Dec. 19, 2018)
Assists	2	vs. Auburn (Feb. 17, 2018)
Blocks	1	4x, last vs. Auburn (Feb. 17, 2018)
Steals	1	9x, last vs. North Greenville (Dec. 31, 2018)
Minutes	24	vs. North Greenville (Dec. 31, 2018)

## SUPERLATIVES

	'18-19	Career
Double-figure scoring	-	-
Double-figure rebounding	-	-
Double-double	-	-
2+ blocks	-	-
Team high scoring	-	-
Team high rebounding	-	-
Team high blocks	-	2



## 2018-19 GAME-BY-GAME

OPPONENT	MIN	FG	PCT.	3FG	PCT.	FT	PCT.	O-D-T	PF	A	TO	BLK	STL	PTS
USC Upstate	-	-	-	-	-	-	-	DNP - Football-	-	-	-	-	-	-
Stony Brook	-	-	-	-	-	-	-	DNP - Football-	-	-	-	-	-	-
Norfolk State	-	-	-	-	-	-	-	DNP - Football-	-	-	-	-	-	-
vs. Providence	-	-	-	-	-	-	-	DNP - Football-	-	-	-	-	-	-
vs. GW	-	-	-	-	-	-	-	DNP - Football-	-	-	-	-	-	-
Wofford	-	-	-	-	-	-	-	DNP - Football-	-	-	-	-	-	-
Coastal Carolina	-	-	-	-	-	-	-	DNP - Football-	-	-	-	-	-	-
at Wyoming	-	-	-	-	-	-	-	DNP - Coaches Decision	-	-	-	-	-	-
at Michigan	12	1-4	.250	0-2	.000	0-0	.000	1-0-1	0	0	0	0	0	2
Virginia	20	2-6	.333	0-3	.000	0-0	.000	1-4-5	2	0	0	0	0	4
Clemson	6	1-1	1.000	0-0	.000	0-1	.000	0-0-0	0	0	0	0	0	2
N. Greenville	24	1-6	.167	1-4	.250	2-2	1.000	1-1-2	3	1	1	0	1	5
at Florida	6	1-3	.333	0-1	.000	0-0	.000	1-1-2	2	0	3	0	0	2
Miss. State	4	0-1	.000	0-0	.000	0-0	.000	0-0-0	1	0	1	0	0	0
Missouri	9	0-0	.000	0-0	.000	0-0	.000	0-0-0	0	0	1	0	0	0
at Vanderbilt	14	0-1	.000	0-1	.000	2-2	1.000	0-0-0	1	0	0	0	0	2
at LSU	9	0-1	.000	0-1	.000	0-0	.000	0-2-2	0	1	1	0	0	0
Auburn														
at Okla. State														
Tennessee														
at Georgia														
at Kentucky														
Arkansas														
at Tennessee														
Texas A&M														
Ole Miss														
at Miss. State														
Alabama														
at Missouri														
at Texas A&M														
Georgia														

\* indicates starter

## PLAYER BIO

### 2018-19

- > Had four points and recorded career-highs in rebounds (5) and minutes (20) vs. No. 5/3 Virginia (12/19)
- > Saw first action of the season at No. 5/5 Michigan (12/8), playing 12 minutes and scoring two points
- > Suited up for the first time at Wyoming (12/5) but did not log any minutes
- > Played mainly special teams on the gridiron this season for the Gamecocks
- > Collected his first career reception in Carolina's win vs. Chattanooga (11/17)

### Career Highlights

- > Part of Carolina's 2016-17 Final Four squad
- > Has tallied a career high eight points on three different occasions

### Personal

- > Also a member of the Gamecock football team
- > Averaged 20.6 points and 6.0 rebounds per game as a senior at Deltona High, earning Daytona Beach News-Journal's Player of the Year award for the second straight season
- > His father, Denny, was his high school basketball coach
- > Son of Shandris and Denny Hinson
- > Brother, Blake, plays basketball at Ole Miss
- > A sport and entertainment management major

## CAREER STATISTICS

Season	GP-GS	Min	Avg	FG	FGA	Pct	3FG	3FGA	Pct	FT	FTA	Pct	Off	Def	Tot	Avg	PF	FO	Ast	TO	Blk	Stl	Pts	Avg
2016-17	8-0	21	2.6	3	8	.375	1	5	.200	2	2	1.000	2	3	5	0.6	3	0	1	0	0	2	9	1.1
2017-18	23-17	232	10.1	20	57	.351	8	22	.364	15	28	.536	5	23	30	1.3	32	0	7	18	4	6	63	3.9
2018-19	9-0	104	11.6	6	23	.261	1	12	.083	4	5	.800	4	8	12	1.3	9	0	2	7	0	1	17	1.9
<b>Totals</b>	<b>40-17</b>	<b>357</b>	<b>8.9</b>	<b>29</b>	<b>88</b>	<b>.330</b>	<b>10</b>	<b>39</b>	<b>.256</b>	<b>21</b>	<b>35</b>	<b>.600</b>	<b>11</b>	<b>36</b>	<b>47</b>	<b>1.2</b>	<b>44</b>	<b>0</b>	<b>10</b>	<b>25</b>	<b>4</b>	<b>9</b>	<b>89</b>	<b>2.2</b>

## (SEC ONLY)

Season	GP-GS	Min	Avg	FG	FGA	Pct	3FG	3FGA	Pct	FT	FTA	Pct	Off	Def	Tot	Avg	PF	FO	Ast	TO	Blk	Stl	Pts	Avg
2017	5-0	13	2.6	1	4	.250	1	3	.333	2	2	1.000	0	3	3	0.6	3	0	1	0	0	2	5	1.0
2018	17-14	193	11.4	19	50	.380	8	20	.400	11	19	.579	4	23	27	1.6	25	0	7	14	4	5	57	3.4
2019	5-0	42	8.4	1	6	.167	0	3	.000	2	2	1.000	1	3	4	0.8	4	0	1	6	0	0	4	0.8
<b>Totals</b>	<b>27-14</b>	<b>248</b>	<b>9.2</b>	<b>21</b>	<b>60</b>	<b>.350</b>	<b>9</b>	<b>26</b>	<b>.346</b>	<b>15</b>	<b>23</b>	<b>.652</b>	<b>5</b>	<b>29</b>	<b>34</b>	<b>1.3</b>	<b>32</b>	<b>0</b>	<b>9</b>	<b>20</b>	<b>4</b>	<b>7</b>	<b>66</b>	<b>2.4</b>

# 21 MAIK KOTSAR


JR. - F - 6-11 - 264 - TALLINN, ESTONIA/SUNRISE CHRISTIAN ACADEMY (KANSAS)

## CAREER HIGHS

Points	25	vs. Miss. State (Jan. 8, 2019)
FG	10	vs. Miss. State (Jan. 8, 2019)
FGA	18	vs. Miss. State (Jan. 8, 2019)
3FG	2	2x, last vs. Wofford (Nov. 26, 2018)
3FGA	3	2x, last vs. Wofford (Nov. 26, 2018)
FT Made	6	2x, last vs. LSU (Feb. 28, 2018)
FT Attempts	9	vs. Kentucky (Jan. 16, 2018)
Rebounds	11	vs. Lander (Dec. 27, 2016)
Assists	6	at FIU (Nov. 27, 2017)
Blocks	6	vs. North Greenville (Dec. 31, 2018)
Steals	4	2x, last vs. Coastal Carolina (Nov. 30, 2018)
Minutes	37	at Mississippi State (Feb. 24, 2018)

## SUPERLATIVES

	'18-19	Career
Double-figure scoring	4	24
Double-figure rebounding	1	2
Double-double	1	2
2+ blocks	4	12
Team high scoring	2	4
Team high rebounding	4	19
Team high blocks	6	20



## 2018-19 GAME-BY-GAME

OPPONENT	MIN	FG	PCT.	3FG	PCT.	FT	PCT.	O-D-T	PF	A	TO	BLK	STL	PTS
USC Upstate*	25	3-6	.500	0-0	.000	0-1	.000	4-3-7	2	0	1	1	3	6
Stony Brook*	17	3-5	.600	0-0	.000	1-2	.500	0-0-0	3	2	1	1	0	7
Norfolk State*	23	4-4	1.000	0-0	.000	0-0	.000	0-4-4	2	1	2	1	0	8
vs. Providence*	29	2-6	.333	0-0	.000	0-0	.000	2-2-4	4	0	0	2	2	4
vs. GW*	24	6-12	.500	0-0	.000	0-2	.000	0-2-2	4	1	1	0	3	12
Wofford*	27	4-12	.333	2-3	.667	3-5	.600	2-8-10	2	0	1	1	0	13
Coastal Carolina*	29	2-4	.500	1-1	1.000	2-2	1.000	3-5-8	2	1	0	3	4	7
at Wyoming*	17	3-6	.500	0-1	.000	0-0	.000	1-4-5	4	1	0	0	0	6
at Michigan*	30	7-10	.700	0-0	.000	2-2	1.000	0-1-1	2	2	5	1	0	16
Virginia	-	-	-	-	-	-	DNP	- Concussion	-	-	-	-	-	-
Clemson	-	-	-	-	-	-	DNP	- Concussion	-	-	-	-	-	-
N. Greenville	20	1-3	.333	0-0	.000	5-6	.833	2-6-8	2	1	0	6	0	7
at Florida*	33	1-4	.250	0-0	.000	2-6	.333	4-3-7	4	2	1	0	2	4
Miss. State*	33	10-18	.556	0-0	.000	5-5	1.000	5-4-9	1	2	0	1	0	25
Missouri*	19	1-2	.500	0-0	.000	2-3	.667	5-2-7	4	1	2	2	2	4
at Vanderbilt*	21	0-2	.000	0-0	.000	3-4	.750	1-3-4	4	2	2	1	1	3
at LSU*	25	3-9	.333	0-0	.000	0-0	.000	1-3-4	4	2	2	1	3	6
Auburn														
at Okla. State														
Tennessee														
at Georgia														
at Kentucky														
Arkansas														
at Tennessee														
Texas A&M														
Ole Miss														
at Miss. State														
Alabama														
at Missouri														
at Texas A&M														
Georgia														

\* indicates starter

## PLAYER BIO

### 2018-19

- > Pulled down a team-high seven rebounds in win vs. Missouri (1/13)
- > Led the team with a career-high 25 points in OT win vs. No. 14 Miss. State (1/8), went 7-for-9 and scored 17 points after halftime, also had nine rebounds and a block
- > Played season-high 33 minutes in road win at Florida (1/5) and led the team with seven rebounds
- > Had career-high six blocks in first game back from concussion against North Greenville (12/31)
- > Matched career-high for the third time with 16 points at No. 5/5 Michigan (12/8), went 7-for-10 from the floor in a season-high 30 minutes
- > Made buzzer-beater 3 at halftime in win vs. Coastal Carolina (11/30), finished with seven points and eight rebounds, matching career highs in steals (4) and blocks (3)
- > Had second career double-double with 13 points and 10 rebounds vs. Wofford (11/26), also matched a career-high with two made 3s
- > Scored 12 points on 6-of-12 shooting in blowout win vs. George Washington (11/18), led team with three steals
- > Blocked a team high two shots vs. Providence (11/17)
- > Perfect 4-of-4 from the floor for eight points in win vs. Norfolk State (11/13)

### Career Highlights

- > Part of Carolina's 2016-17 Final Four squad
- > Top game in 2017 NCAA Tournament action came against SEC foe Florida in the Elite Eight, scoring 12 points with three rebounds
- > Shot 49 percent from the field during rookie season
- > Posted 11 double-figure scoring games as a sophomore, including in both SEC Tournament matchups

### Personal

- > A three-star prospect following prep career
- > Son of Ruta Pukk and Egon Kotsar, also has three siblings
- > Speaks English and Estonian
- > Credits his favorite actor as Leonardo DiCaprio and his favorite sport other than basketball is soccer
- > During the summer of 2018, spent time with the Estonian National Team, playing with the group in the FIBA 3x3 World Championships in the Philippines, before joining the full national team for contests against other European nations
- > A sport and entertainment management major

## CAREER STATISTICS

Season	GP-GS	Min	Avg	FG	FGA	Pct	3FG	3FGA	Pct	FT	FTA	Pct	Off	Def	Tot	Avg	PF	FO	Ast	TO	Blk	Stl	Pts	Avg
2016-17	37-33	895	24.2	97	198	.490	0	0	.000	21	53	.396	72	104	176	4.8	117	5	26	44	14	27	215	5.8
2017-18	33-33	875	26.5	107	251	.426	6	27	.222	43	76	.566	58	99	157	4.8	91	3	47	58	17	31	263	8.0
2018-19	15-14	372	24.8	50	103	.485	3	5	.600	25	38	.658	30	50	80	5.3	44	0	18	18	21	20	128	8.5
<b>Totals</b>	<b>85-80</b>	<b>2142</b>	<b>25.2</b>	<b>254</b>	<b>552</b>	<b>.460</b>	<b>9</b>	<b>32</b>	<b>.281</b>	<b>89</b>	<b>167</b>	<b>.533</b>	<b>160</b>	<b>253</b>	<b>413</b>	<b>4.9</b>	<b>252</b>	<b>8</b>	<b>91</b>	<b>120</b>	<b>52</b>	<b>78</b>	<b>606</b>	<b>7.1</b>

## (SEC ONLY)

Season	GP-GS	Min	Avg	FG	FGA	Pct	3FG	3FGA	Pct	FT	FTA	Pct	Off	Def	Tot	Avg	PF	FO	Ast	TO	Blk	Stl	Pts	Avg
2017	18-15	417	23.2	32	79	.405	0	0	.000	11	29	.379	32	51	83	4.6	63	3	10	26	9	8	75	4.2
2018	18-18	444	24.7	38	120	.317	3	16	.188	31	44	.705	24	58	82	4.6	57	2	23	32	9	11	110	6.1
2019	5-5	131	26.2	15	35	.429	0	0	.000	12	18	.667	16	15	31	6.2	17	0	9	7	5	8	42	8.4
<b>Totals</b>	<b>41-38</b>	<b>992</b>	<b>24.1</b>	<b>85</b>	<b>234</b>	<b>.363</b>	<b>3</b>	<b>16</b>	<b>.188</b>	<b>54</b>	<b>91</b>	<b>.593</b>	<b>72</b>	<b>124</b>	<b>196</b>	<b>4.8</b>	<b>137</b>	<b>5</b>	<b>42</b>	<b>65</b>	<b>23</b>	<b>27</b>	<b>227</b>	<b>5.5</b>

# 31 | QUAD BORUP



JR. - G - 6-6 - 212 - LEESBURG, VA./LOUDOUN COUNTY/CHRISTOPHER NEWPORT

## CAREER HIGHS

Points	2	vs. North Greenville (Dec. 31, 2018)
FG	1	vs. North Greenville (Dec. 31, 2018)
FGA	1	vs. North Greenville (Dec. 31, 2018)
3FG	-	
3FGA	-	
FT Made	-	
FT Attempts	-	
Rebounds	-	
Assists	-	
Blocks	-	
Steals	-	
Minutes	2	vs. North Greenville (Dec. 31, 2018)

## SUPERLATIVES

	'18-19
Double-figure scoring	-
Double-figure rebounding	-
Double-double	-
2+ blocks	-
Team high scoring	-
Team high rebounding	-
Team high blocks	-

## 2018-19 GAME-BY-GAME

OPPONENT	MIN	FG	PCT.	3FG	PCT.	FT	PCT.	O-D-T	PF	A	TO	BLK	STL	PTS
USC Upstate	-	-	-	-	-	-	DNP	-	-	-	-	-	-	-
Stony Brook	-	-	-	-	-	-	DNP	-	-	-	-	-	-	-
Norfolk State	-	-	-	-	-	-	DNP	-	-	-	-	-	-	-
vs. Providence	-	-	-	-	-	-	DNP	-	-	-	-	-	-	-
vs. GW	-	-	-	-	-	-	DNP	-	-	-	-	-	-	-
Wofford	-	-	-	-	-	-	DNP	-	-	-	-	-	-	-
Coastal Carolina	-	-	-	-	-	-	DNP	-	-	-	-	-	-	-
at Wyoming	-	-	-	-	-	-	DNP	-	-	-	-	-	-	-
at Michigan	-	-	-	-	-	-	DNP	-	-	-	-	-	-	-
Virginia	-	-	-	-	-	-	DNP	-	-	-	-	-	-	-
Clemson	-	-	-	-	-	-	DNP	-	-	-	-	-	-	-
N. Greenville	2	1-1	1.000	0-0	.000	0-0	.000	0-0-0	0	0	0	0	0	2
at Florida	-	-	-	-	-	-	DNP - Coaches Decision	-	-	-	-	-	-	-
at Miss. State	-	-	-	-	-	-	DNP - Coaches Decision	-	-	-	-	-	-	-
Missouri	-	-	-	-	-	-	DNP - Coaches Decision	-	-	-	-	-	-	-
at Vanderbilt	-	-	-	-	-	-	DNP - Coaches Decision	-	-	-	-	-	-	-
at LSU	-	-	-	-	-	-	DNP - Coaches Decision	-	-	-	-	-	-	-
Auburn														
at Okla. State														
Tennessee														
at Georgia														
at Kentucky														
Arkansas														
at Tennessee														
Texas A&M														
Ole Miss														
at Miss. State														
Alabama														
at Missouri														
at Texas A&M														
Georgia														

\* indicates starter

## PLAYER BIO

### 2018-19

> Connected on a lay-up vs. North Greenville (12/31), in first appearance of the season

### Personal

- > Began college career at Christopher Newport, averaging 0.4 points per game in 13 appearances during the 2015-16 season
- > As a junior, earned All-Conference and honorable mention All-Region honors at Loudoun County High School.
- > As a senior, earned All-State accolades, and set the school record for most career rebounds.
- > Son of Raymond and Susan Borup, and he has a brother, Tyler.
- > His favorite sports personality is Nick Young.
- > An interdisciplinary studies major.

## CAREER STATISTICS

Season	GP-GS	Min	Avg	FG	FGA	Pct	3FG	3FGA	Pct	FT	FTA	Pct	Off	Def	Tot	Avg	PF	FO	Ast	TO	Blk	Stl	Pts	Avg
2018-19	1-0	2	2.0	1	11.000		0	0.000		0	0.000		0	0	0	0.0	0	0	0	0	0	0	2	2.0


### (SEC ONLY)

Season	GP-GS	Min	Avg	FG	FGA	Pct	3FG	3FGA	Pct	FT	FTA	Pct	Off	Def	Tot	Avg	PF	FO	Ast	TO	Blk	Stl	Pts	Avg
2019																								



# 33 JASON CUDD

SO. - F - 7-1 - 263 - MYRTLE BEACH, S.C./SOCASTEE



## CAREER HIGHS

Points	6	vs. Auburn (Feb. 17, 2018)
FG	2	2x, last vs. Auburn (Feb. 17, 2018)
FGA	4	at Tennessee (Feb. 13, 2018)
3FG	-	-
3FGA	-	-
FT Made	3	vs. Florida (Feb. 10, 2018)
FT Attempts	6	vs. Florida (Feb. 10, 2018)
Rebounds	4	vs. Florida (Feb. 10, 2018)
Assists	1	3x, last at Texas A&M (Feb. 3, 2018)
Blocks	1	-
Steals	-	-
Minutes	17	vs. North Greenville (Dec. 31, 2018)

## SUPERLATIVES

	'18-19	Career
Double-figure scoring	-	-
Double-figure rebounding	-	-
Double-double	-	-
2+ blocks	-	-
Team high scoring	-	-
Team high rebounding	-	-
Team high blocks	-	2

## 2018-19 GAME-BY-GAME

OPPONENT	MIN	FG	PCT.	3FG	PCT.	FT	PCT.	O-D-T	PF	A	TO	BLK	STL	PTS
USC Upstate	-	-	-	-	-	-	-	DNP - Coaches Decision	-	-	-	-	-	-
Stony Brook	1	0-0	.000	0-0	.000	0-0	.000	0-0-0	1	0	0	0	0	0
Norfolk State	2	0-0	.000	0-0	.000	0-0	.000	0-0-0	0	0	0	0	0	0
vs. Providence	5	0-0	.000	0-0	.000	0-0	.000	0-1-1	0	0	1	0	0	0
vs. GW	-	-	-	-	-	-	-	DNP - Coaches Decision	-	-	-	-	-	-
Wofford	-	-	-	-	-	-	-	DNP - Coaches Decision	-	-	-	-	-	-
Coastal Carolina	-	-	-	-	-	-	-	DNP - Coaches Decision	-	-	-	-	-	-
at Wyoming	-	-	-	-	-	-	-	DNP - Coaches Decision	-	-	-	-	-	-
at Michigan	-	-	-	-	-	-	-	DNP - Coaches Decision	-	-	-	-	-	-
Virginia	-	-	-	-	-	-	-	DNP - Coaches Decision	-	-	-	-	-	-
Clemson	3	0-0	.000	0-0	.000	0-0	.000	0-0-0	1	0	0	0	0	0
N. Greenville	17	0-1	.000	0-0	.000	0-0	.000	0-2-2	1	0	0	0	0	0
at Florida	-	-	-	-	-	-	-	DNP - Coaches Decision	-	-	-	-	-	-
Miss. State	-	-	-	-	-	-	-	DNP - Coaches Decision	-	-	-	-	-	-
Missouri	-	-	-	-	-	-	-	DNP Knee Injury	-	-	-	-	-	-
at Vanderbilt	-	-	-	-	-	-	-	DNP Knee Injury	-	-	-	-	-	-
at LSU	-	-	-	-	-	-	-	DNP Knee Injury	-	-	-	-	-	-
Auburn														
at Okla. State														
Tennessee														
at Georgia														
at Kentucky														
Arkansas														
at Tennessee														
Texas A&M														
Ole Miss														
at Miss. State														
Alabama														
at Missouri														
at Texas A&M														
Georgia														

\* indicates starter

## PLAYER BIO

### 2018-19

- > Played three minutes off the bench vs. Clemson (12/22)
- > Saw first action of the season vs. Stony Brook (11/9)

### Career Highlights

- > Scored a career high six points in Carolina's upset win over No. 10/11 Auburn (2/17/18) during rookie season
- > Collected a season high four rebounds in home matchup vs. Florida (2/10/18)

### Personal

- > Is the tallest player on Carolina's roster
- > A three-star recruit according to 247sports.com following prep career at Socastee
- > Averaged 18.7 points and 7.6 rebounds per game as a senior
- > Son of Clint Cudd and Michelle G'Bur
- > Has a brother, Kenneth, and a sister, Katelyn
- > A business major

## CAREER STATISTICS


Season	GP-GS	Min	Avg	FG	FGA	Pct	3FG	3FGA	Pct	FT	FTA	Pct	Off	Def	Tot	Avg	PF	FO	Ast	TO	Blk	Stl	Pts	Avg
2017-18	23-0	156	6.8	9	23	.391	0	0	.000	12	17	.706	9	13	22	1.0	19	0	3	5	3	0	30	1.3
2018-19	5-0	28	5.6	0	1	.000	0	0	.000	0	0	.000	0	3	3	0.6	3	0	0	1	0	0	0	0.0
<b>Totals</b>	<b>28-0</b>	<b>184</b>	<b>6.6</b>	<b>9</b>	<b>24</b>	<b>.375</b>	<b>0</b>	<b>0</b>	<b>.000</b>	<b>12</b>	<b>17</b>	<b>.706</b>	<b>9</b>	<b>16</b>	<b>25</b>	<b>0.9</b>	<b>22</b>	<b>0</b>	<b>3</b>	<b>6</b>	<b>3</b>	<b>0</b>	<b>30</b>	<b>1.1</b>

## (SEC ONLY)

Season	GP-GS	Min	Avg	FG	FGA	Pct	3FG	3FGA	Pct	FT	FTA	Pct	Off	Def	Tot	Avg	PF	FO	Ast	TO	Blk	Stl	Pts	Avg
2018	15-0	124	8.3	7	19	.368	0	0	.000	8	13	.615	7	9	16	1.1	14	0	2	2	3	0	22	1.5

# 13 FELIPE HAASE

SO. - F - 6-9 - 253 - OSORNO, CHILE/MIAMI (FLA.) CHRISTIAN SCHOOL



## CAREER HIGHS

Points	17	vs. Wyoming (Dec. 6, 2017)
FG	7	vs. Wyoming (Dec. 6, 2017)
FGA	12	vs. Wyoming (Dec. 6, 2017)
3FG	3	2x, last vs. Wofford (Nov. 26, 2018)
3FGA	7	vs. Wyoming (Dec. 6, 2017)
FT Made	7	vs. Norfolk State (Nov. 13, 2018)
FT Attempts	8	vs. Norfolk State (Nov. 13, 2018)
Rebounds	10	vs. UMass (Dec. 2, 2017)
Assists	4	2x, last at Auburn (March 3, 2018)
Blocks	3	vs. Stony Brook (Nov. 9, 2018)
Steals	2	3x, last vs. North Greenville (Dec. 31, 2018)
Minutes	32	vs. Wofford (Nov. 26, 2018)

## SUPERLATIVES

	'18-19	Career
Double-figure scoring	3	10
Double-figure rebounding	-	1
Double-double	-	1
2+ blocks	1	1
Team high scoring	-	-
Team high rebounding	1	4
Team high blocks	2	4

## 2018-19 GAME-BY-GAME

OPPONENT	MIN	FG	PCT.	3FG	PCT.	FT	PCT.	O-D-T	PF	A	TO	BLK	STL	PTS
USC Upstate	21	1-3	.333	0-2	.000	2-2	1.000	0-2-2	3	0	2	0	0	4
Stony Brook	23	1-2	.500	1-2	.500	0-2	.000	1-8-9	3	2	0	3	0	3
Norfolk State	20	1-2	.500	0-1	.000	7-8	.875	0-3-3	2	0	0	1	0	9
vs. Providence	17	1-3	.333	1-2	.500	2-2	1.000	0-2-2	4	0	1	0	0	5
vs. GW	19	3-8	.375	2-4	.500	0-0	.000	1-2-3	2	1	1	0	1	8
Wofford	32	4-7	.571	3-6	.500	2-2	1.000	1-4-5	1	1	3	1	0	13
Coastal Carolina	23	1-6	.167	1-6	.167	4-4	1.000	0-2-2	2	2	2	1	0	7
at Wyoming	25	3-8	.375	0-0	.000	2-2	1.000	0-2-2	3	1	2	0	0	8
at Michigan	11	1-4	.250	0-0	.000	0-0	.000	1-1-2	3	0	0	0	1	2
Virginia*	28	1-2	.500	1-1	1.000	0-0	.000	0-5-5	1	0	1	0	0	3
Clemson*	21	2-5	.400	0-1	.000	2-2	1.000	1-1-2	4	2	1	0	1	6
N. Greenville*	16	1-4	.250	0-0	.000	2-2	1.000	4-0-4	1	1	1	0	2	4
at Florida	26	1-3	.333	0-1	.000	3-4	.750	3-2-5	1	1	1	0	1	5
Miss. State	24	3-8	.375	2-4	.500	3-4	.750	1-5-6	2	1	0	0	0	11
Missouri	22	3-4	.750	2-3	.667	6-6	1.000	1-5-6	3	1	3	0	1	14
at Vanderbilt	23	1-4	.250	1-4	.250	6-6	1.000	3-2-5	4	3	2	1	0	9
at LSU	28	4-8	.500	0-2	.000	0-0	.000	1-2-3	4	1	2	0	1	8
Auburn														
at Okla. State														
Tennessee														
at Georgia														
at Kentucky														
Arkansas														
at Tennessee														
Texas A&M														
Ole Miss														
at Miss. State														
Alabama														
at Missouri														
at Texas A&M														
Georgia														

\* indicates starter

## PLAYER BIO

### 2018-19

- > Scored nine points (all in the second half) off the bench in comeback win at Vanderbilt (11/16), also went 6-for-6 at the FT line, had five rebounds and a team-high three assists
- > Led all bench scorers with 14 points in win vs. Missouri (11/13), marked a career-high in SEC play, hit a big 3 late in the game to put Carolina ahead by nine and seal the victory, also had six rebounds and went 6-for-6 at the free throw line
- > Had 11 points off the bench and knocked down two big 3s in OT win vs. Miss State (1/8), also added six rebounds
- > Assisted on the game-winning dunk by Chris Silva with 2.5 seconds left with a full-court pass at Florida (1/5)
- > Made first career start vs. No. 5/3 Virginia (12/19), pulling down five rebounds in 28 minutes
- > Played career-high 32 minutes vs. Wofford (11/26)
- > Knocked down a pair of 3 in blowout win vs. George Washington (11/18)
- > Hit a career-high 7-of-8 attempts at the free throw line in win vs. Norfolk State (11/13)
- > Pulled down nine rebounds and blocked a career high three shots vs. Stony Brook (11/9)

### Career Highlights

- > Saw action in all 33 games as a freshman, averaging 5.8 points
- > Collected the first double-double of his career with 11 points and a career high 10 rebounds vs. UMass (12/2/17) during rookie season

### Personal

- > A three-star prospect following prep career according to ESPN.com and 247sports.com
- > Averaged 19.3 points, 12.5 rebounds and 6.3 assists per game as a senior
- > Selected to the 2017 Miami Dade County All-Star Team; 2017 5A-2A First-Team All-Dade County by Miami Herald
- > Helped lead high school squad to 2017 Class 2A state championship, scoring 20 points and assisting on the game-winning basket as time expired
- > Son of Christian Haase and Vania Thiers
- > Has a brother, Mathias, and a sister Trinidad
- > Other than basketball, his favorite sport is soccer
- > Speaks Spanish and English
- > During the summer of 2018, spent time with the Chilean National Team in the World Cup Americas Qualifiers and also with the U-21 squad as well

## CAREER STATISTICS

Season	GP-GS	Min	Avg	FG	FGA	Pct	3FG	3FGA	Pct	FT	FTA	Pct	Off	Def	Tot	Avg	PF	FO	Ast	TO	Blk	Stl	Pts	Avg
2017-18	33-0	647	19.6	71	186	.382	25	94	.266	25	34	.735	35	93	128	3.9	61	1	32	34	5	16	192	5.8
2018-19	17-3	379	22.3	32	81	.395	14	39	.359	41	46	.891	18	48	66	3.9	43	0	17	22	7	8	119	7.0
<b>Totals</b>	<b>50-3</b>	<b>1026</b>	<b>20.5</b>	<b>103</b>	<b>267</b>	<b>.386</b>	<b>39</b>	<b>133</b>	<b>.293</b>	<b>66</b>	<b>80</b>	<b>.825</b>	<b>53</b>	<b>131</b>	<b>194</b>	<b>3.9</b>	<b>104</b>	<b>1</b>	<b>49</b>	<b>56</b>	<b>12</b>	<b>24</b>	<b>311</b>	<b>6.2</b>

## (SEC ONLY)

Season	GP-GS	Min	Avg	FG	FGA	Pct	3FG	3FGA	Pct	FT	FTA	Pct	Off	Def	Tot	Avg	PF	FO	Ast	TO	Blk	Stl	Pts	Avg
2018	18-0	355	19.7	33	105	.314	11	56	.196	12	16	.750	18	37	55	3.1	40	1	20	15	3	7	89	4.9
2019	5-0	123	24.6	12	27	.444	5	14	.357	18	20	.900	9	16	25	5.0	14	0	7	8	1	3	47	9.4
<b>Totals</b>	<b>23-0</b>	<b>478</b>	<b>20.8</b>	<b>45</b>	<b>132</b>	<b>.341</b>	<b>16</b>	<b>70</b>	<b>.229</b>	<b>30</b>	<b>36</b>	<b>.833</b>	<b>27</b>	<b>53</b>	<b>80</b>	<b>3.5</b>	<b>54</b>	<b>1</b>	<b>27</b>	<b>23</b>	<b>4</b>	<b>10</b>	<b>136</b>	<b>5.9</b>

# 10 JUSTIN MINAYA

SO. - F - 6-5 - 215 - HARRINGTON PARK, N.J./NORTHERN VALLEY AT OLD TAPPAN

## CAREER HIGHS

Points	17	vs. UMass (Dec. 2, 2017)
FG	6	2x, last vs. Ole Miss (March 7, 2018)
FGA	12	vs. Tennessee (Jan. 20, 2018)
3FG	4	2x, last vs. Ole Miss (March 7, 2018)
3FGA	7	3x, last vs. Norfolk State (Nov. 13, 2018)
FT Made	5	at Texas A&M (Feb. 3, 2018)
FT Attempts	6	2x, last vs. UMass (Dec. 2, 2017)
Rebounds	9	2x, last vs. Stony Brook (Nov. 9, 2018)
Assists	4	at Arkansas (Feb. 6, 2018)
Blocks	2	vs. Western Michigan (Nov. 19, 2017)
Steals	3	vs. Georgia (Feb. 21, 2018)
Minutes	37	vs. Tennessee (Jan. 20, 2018)

## SUPERLATIVES

	'18-19	Career
Double-figure scoring	3	14
Double-figure rebounding	-	-
Double-double	-	-
2+ assists	3	19
Team high scoring	-	3
Team high rebounding	1	3
Team high assists	-	5



## 2018-19 GAME-BY-GAME

OPPONENT	MIN	FG	PCT.	3FG	PCT.	FT	PCT.	O-D-T	PF	A	TO	BLK	STL	PTS
USC Upstate*	30	1-5	.200	0-3	.000	1-2	.500	1-4-5	1	1	0	0	2	3
Stony Brook*	25	5-8	.625	0-2	.000	1-2	.500	5-4-9	4	2	1	0	0	11
Norfolk State*	28	4-10	.400	1-7	.142	1-1	1.000	0-3-3	3	2	2	0	1	10
vs. Providence*	24	4-6	.667	0-1	.000	2-2	1.000	2-2-4	5	2	0	0	0	10
vs. GW*	21	1-4	.250	1-2	.500	0-0	.000	2-5-7	5	1	1	1	0	3
Wofford	-	-	-	-	-	-	DNP	Knee Injury	-	-	-	-	-	-
Coastal Carolina	-	-	-	-	-	-	DNP	Knee Injury	-	-	-	-	-	-
at Wyoming	-	-	-	-	-	-	DNP	Knee Injury	-	-	-	-	-	-
at Michigan	-	-	-	-	-	-	DNP	Knee Injury	-	-	-	-	-	-
Virginia	-	-	-	-	-	-	DNP	Knee Injury	-	-	-	-	-	-
Clemson	-	-	-	-	-	-	DNP	Knee Injury	-	-	-	-	-	-
N. Greenville	-	-	-	-	-	-	DNP	Knee Injury	-	-	-	-	-	-
at Florida	-	-	-	-	-	-	DNP	Knee Injury	-	-	-	-	-	-
Miss. State	-	-	-	-	-	-	DNP	Knee Injury	-	-	-	-	-	-
Missouri	-	-	-	-	-	-	DNP	Knee Injury	-	-	-	-	-	-
at Vanderbilt	-	-	-	-	-	-	DNP	Knee Injury	-	-	-	-	-	-
at LSU	-	-	-	-	-	-	DNP	Knee Injury	-	-	-	-	-	-
Auburn														
at Okla. State														
Tennessee														
at Georgia														
at Kentucky														
Arkansas														
at Tennessee														
Texas A&M														
Ole Miss														
at Miss. State														
Alabama														
at Missouri														
at Texas A&M														
Georgia														

\* indicates starter

## PLAYER BIO

### 2018-19

- > Pulled down seven rebounds in blowout win vs. George Washington (11/18)
- > Tallied 10 points and dished out two assists vs. Providence (11/17)
- > 10 points, along with two assists and a steal in win vs. Norfolk State (11/13)
- > Almost posted first-career double-double with 11 points and a team high nine rebounds vs. Stony Brook (11/9)

### Career Highlights

- > Posted 11 double-figure scoring games as a freshman, including a career high 17 points in a Gamecock win vs. UMass (12/2/17)
- > Started 30 games as a rookie
- > Carolina's top returning 3-point threat entering 2018-19 campaign after posting 39 made 3s as a freshman

### Personal

- > Averaged 19.5 points, 11.3 rebounds and 5.5 assists per game as a senior
- > Named 2017 The Record Player of the Year
- > Also played baseball during high school career
- > Son of Omar and Rachel Minaya
- > Father, Omar, is currently a special assistant to the general manager for the New York Mets; has served as an executive for several Major League Baseball teams, such as the Montreal Expos, the New York Mets and the San Diego Padres
- > Has a brother, Teddy
- > The best advice he has ever received is to "believe in yourself"
- > Credits his favorite sport other than basketball as baseball
- > Represented the Dominican Republic at the FIBA 2016 U17 World Championship, scoring 6.7 points and pulling down 5.7 rebounds per game
- > During the summer of 2018, joined USA East Coast for a tour of Italy, facing national teams from Germany, Italy and the Netherlands over a four-day span
- > A retail management major

## CAREER STATISTICS

Season	GP-GS	Min	Avg	FG	FGA	Pct	3FG	3FGA	Pct	FT	FTA	Pct	Off	Def	Tot	Avg	PF	FO	Ast	TO	Blk	Stl	Pts	Avg
2017-18	32-30	860	26.9	90	231	.391	39	107	.364	35	51	.686	52	82	134	4.2	64	1	47	40	8	20	254	7.9
2018-19	5-5	128	26.6	15	33	.455	2	15	.133	5	7	.714	10	18	28	5.6	18	2	8	4	1	3	37	7.4
<b>Totals</b>	<b>37-35</b>	<b>988</b>	<b>26.7</b>	<b>105</b>	<b>264</b>	<b>.398</b>	<b>41</b>	<b>122</b>	<b>.336</b>	<b>40</b>	<b>58</b>	<b>.690</b>	<b>62</b>	<b>100</b>	<b>162</b>	<b>4.4</b>	<b>82</b>	<b>3</b>	<b>55</b>	<b>44</b>	<b>9</b>	<b>23</b>	<b>291</b>	<b>7.9</b>

## (SEC ONLY)

Season	GP-GS	Min	Avg	FG	FGA	Pct	3FG	3FGA	Pct	FT	FTA	Pct	Off	Def	Tot	Avg	PF	FO	Ast	TO	Blk	Stl	Pts	Avg
2018	17-15	455	26.8	39	111	.351	16	51	.314	13	19	.684	26	41	67	3.9	34	1	28	17	4	11	107	6.3



# 24 KEYSHAWN BRYANT


FR. - F - 6-6 - 190 - WINTER HAVEN, FLA./WINTER HAVEN

## CAREER HIGHS

Points	21	vs. USC Upstate (Nov. 6, 2018)
FG	8	2x, last vs. North Greenville (Dec. 31, 2018)
FGA	13	at Michigan (Dec. 8, 2018)
3FG	1	vs. North Greenville (Dec. 31, 2018)
3FGA	2	vs. Stony Brook (Nov. 9, 2018)
FT Made	5	vs. USC Upstate (Nov. 6, 2018)
FT Attempts	7	vs. USC Upstate (Nov. 6, 2018)
Rebounds	7	vs. USC Upstate (Nov. 6, 2018)
Assists	3	2x, last vs. George Washington (Nov. 18, 2018)
Blocks	2	vs. Virginia (Dec. 19, 2018)
Steals	3	vs. North Greenville (Dec. 31, 2018)
Minutes	31	at Michigan (Dec. 8, 2018)

## SUPERLATIVES

Double-figure scoring	6	'18-19
Double-figure rebounding	-	
Double-double	-	
2+ blocks	1	
Team high scoring	2	
Team high rebounding	1	
Team high blocks	3	
Team high steals	1	



## 2018-19 GAME-BY-GAME

OPPONENT	MIN	FG	PCT.	3FG	PCT.	FT	PCT.	O-D-T	PF	A	TO	BLK	STL	PTS
USC Upstate	21	8-12	.667	0-1	.000	5-7	.714	3-4-7	1	1	3	1	0	21
Stony Brook	22	4-9	.444	0-2	.000	1-2	.500	0-2-2	3	3	2	0	0	9
Norfolk State	13	1-1	1.000	0-0	.000	2-3	.667	1-1-2	2	1	4	0	0	4
vs. Providence	11	0-5	.000	0-2	.000	2-2	1.000	0-0-0	0	0	1	0	0	2
vs. GW	14	4-9	.444	0-1	.000	0-0	.000	1-3-4	4	3	1	0	0	8
Wofford	17	2-4	.500	0-0	.000	3-3	1.000	0-6-6	2	2	3	1	1	7
Coastal Carolina*	17	3-8	.375	0-0	.000	1-1	1.000	3-1-4	2	1	2	1	0	7
at Wyoming*	16	2-7	.286	0-1	.000	2-2	1.000	0-4-4	5	1	0	1	0	6
at Michigan*	31	6-13	.462	0-0	.000	1-1	1.000	0-4-4	2	2	0	1	1	13
Virginia*	16	3-6	.500	0-1	.000	0-0	.000	0-2-2	2	0	1	2	0	6
Clemson*	27	4-11	.364	0-1	.000	2-3	.667	3-3-6	3	2	2	0	1	10
N. Greenville*	22	8-12	.667	1-1	1.000	2-4	.500	1-2-3	3	2	1	0	3	19
at Florida*	23	4-8	.500	0-0	.000	0-0	.000	1-4-5	3	0	7	0	1	8
Miss. State*	27	3-9	.333	1-2	.500	0-0	.000	1-1-2	3	0	3	1	2	7
Missouri*	23	7-9	.778	0-1	.000	1-4	.250	2-0-2	3	1	0	0	0	15
at Vanderbilt*	30	6-11	.545	0-1	.000	1-6	.167	2-4-6	4	0	1	0	0	13
at LSU*	25	5-10	.500	0-1	.000	0-3	.000	0-3-3	3	2	2	0	1	10
Auburn														
at Okla. State														
Tennessee														
at Georgia														
at Kentucky														
Arkansas														
at Tennessee														
Texas A&M														
Ole Miss														
at Miss. State														
Alabama														
at Missouri														
at Texas A&M														
Georgia														

\* indicates starter

## PLAYER BIO

### 2018-19

- > Had 10 points on 5-of-10 shooting at LSU (1/19)
- > Finished with 13 points and a team-high six rebounds in comeback win at Vanderbilt (1/16)
- > Scored 12 of his team-high 15 points in the second half of win over Missouri (1/13), went 7-for-9 from the field
- > Had three straight buckets late in the second half of win at Florida (1/5), finished with eight points and five rebounds
- > Went 8-for-12 and scored 19 points vs. North Greenville (12/31), knocking down his first career 3 in the game
- > Started for the fifth consecutive game vs. Clemson (12/22) and had 10 points, six rebounds and a pair of assists
- > Had first multi-block game vs. No. 5/3 Virginia (12/19)
- > Scored 13 points, all in the second half, at No. 5/5 Michigan (12/8), also had four rebounds, two assists, a block and a steal in a career-high 31 minutes
- > Made first career start in win vs. Coastal Carolina (11/30), scoring seven points to go alongside four rebounds
- > Had seven points with six rebounds and two assists vs. Wofford (11/26)
- > Scored eight points in just 14 minutes off the bench in blowout victory against George Washington (11/18), also had four rebounds and three assists
- > Dished out three assists in 22 minutes vs. Stony Brook (11/9)
- > Led the Gamecocks with 21 points in college debut on 8-of-12 shooting from the floor vs. USC Upstate (11/6); also pulled down seven rebounds vs. the Spartans

### Personal

- > A four-star prospect according to ESPN.com, and a three-star prospect according to 247sports.com
- > Averaged 22.5 points and 8.2 rebounds per game during senior season at Winter Haven, helping his squad to the state tournament
- > Scored over 1,000 points during high school career at Winter Haven
- > Named The Ledger's (Lakeland, Fla.), All-County Player of the Year following senior campaign
- > Spent junior season at Huntington Prep in West Virginia
- > Son of Adrian Bryant III and Shana Edwards
- > Has a brother, Adrian Bryant, and two sisters, Dashanquie and Deondria Henry
- > Major is undecided
- > Favorite athlete is Andrew Wiggins

## CAREER STATISTICS

Season	GP-GS	Min	Avg	FG	FGA	Pct	3FG	3FGA	Pct	FT	FTA	Pct	Off	Def	Tot	Avg	PF	FO	Ast	TO	Blk	Stl	Pts	Avg
2018-19	17-11	355	20.9	70	144	.486	2	15	.133	23	41	.561	18	44	62	3.6	45	1	21	33	8	10	165	9.7

### (SEC ONLY)

Season	GP-GS	Min	Avg	FG	FGA	Pct	3FG	3FGA	Pct	FT	FTA	Pct	Off	Def	Tot	Avg	PF	FO	Ast	TO	Blk	Stl	Pts	Avg
2019	5-5	128	25.6	25	47	.532	1	5	.200	2	13	.154	6	12	18	3.6	16	0	3	13	1	4	53	10.6

# 5

# JERMAINE COUISNARD


FR. - G - 6-4 - 202 - EAST CHICAGO, IND./EAST CHICAGO CENTRAL/MONTVERDE ACD.

## CAREER HIGHS

Points  
FG  
FGA  
3FG  
3FGA  
FT Made  
FT Attempts  
Rebounds  
Assists  
Blocks  
Steals  
Minutes

## SUPERLATIVES

'18-19  
Double-figure scoring -  
Double-figure rebounding -  
Double-double -  
2+ blocks -  
Team high scoring -  
Team high rebounding -  
Team high blocks -



## 2018-19 GAME-BY-GAME

OPPONENT	MIN	FG	PCT.	3FG	PCT.	FT	PCT.	O-D-T	PF	A	TO	BLK	STL	PTS
USC Upstate	-	-	-	-	-	-	DNP	-	-	-	-	-	-	-
Stony Brook	-	-	-	-	-	-	DNP	-	-	-	-	-	-	-
Norfolk State	-	-	-	-	-	-	DNP	-	-	-	-	-	-	-
vs. Providence	-	-	-	-	-	-	DNP	-	-	-	-	-	-	-
vs. GW	-	-	-	-	-	-	DNP	-	-	-	-	-	-	-
Wofford	-	-	-	-	-	-	DNP	-	-	-	-	-	-	-
Coastal Carolina	-	-	-	-	-	-	DNP	-	-	-	-	-	-	-
at Wyoming	-	-	-	-	-	-	DNP	-	-	-	-	-	-	-
at Michigan	-	-	-	-	-	-	DNP	-	-	-	-	-	-	-
Virginia	-	-	-	-	-	-	DNP	-	-	-	-	-	-	-
Clemson	-	-	-	-	-	-	DNP	-	-	-	-	-	-	-
N. Greenville	-	-	-	-	-	-	DNP	-	-	-	-	-	-	-
at Florida	-	-	-	-	-	-	DNP	-	-	-	-	-	-	-
Miss. State	-	-	-	-	-	-	DNP	-	-	-	-	-	-	-
Missouri	-	-	-	-	-	-	DNP	-	-	-	-	-	-	-
at Vanderbilt	-	-	-	-	-	-	DNP	-	-	-	-	-	-	-
at LSU	-	-	-	-	-	-	DNP	-	-	-	-	-	-	-
Auburn														
at Okla. State														
Tennessee														
at Georgia														
at Kentucky														
Arkansas														
at Tennessee														
Texas A&M														
Ole Miss														
at Miss. State														
Alabama														
at Missouri														
at Texas A&M														
Georgia														

\* indicates starter

## PLAYER BIO

### 2018-19

> Has not yet suited up for the Gamecocks

### Personal

> A three-star prospect according to 247sports.com  
> Spent 2017-18 season at Montverde Academy  
> Averaged 29.2 points, 4.3 rebounds and 3.1 assists per game during senior campaign at East Chicago Central High School  
> Named an Indiana All-Star following senior campaign  
> Tallied 45 points during prep career vs. Evansville Bossee, and 36 points against Indianapolis North Central  
> Son of Jermaine Couisnard and Raven Merckerson  
> Has two sisters, Maya and Kalani  
> Major is undecided  
> Favorite athlete is LeBron James

## CAREER STATISTICS

Season	GP-GS	Min	Avg	FG	FGA	Pct	3FG	3FGA	Pct	FT	FTA	Pct	Off	Def	Tot	Avg	PF	FO	Ast	TO	Blk	Stl	Pts	Avg
2018-19																								

### (SEC ONLY)

Season	GP-GS	Min	Avg	FG	FGA	Pct	3FG	3FGA	Pct	FT	FTA	Pct	Off	Def	Tot	Avg	PF	FO	Ast	TO	Blk	Stl	Pts	Avg
2019																								

# 20 ALANZO FRINK

FR. - F - 6-6 - 265 - JERSEY CITY, N.J./ROSELLE CATHOLIC



## CAREER HIGHS

Points	9	vs. Virginia (Dec. 19, 2018)
FG	4	vs. Virginia (Dec. 19, 2018)
FGA	8	vs. Virginia (Dec. 19, 2018)
3FG	1	vs. Virginia (Dec. 19, 2018)
3FGA	2	vs. Virginia (Dec. 19, 2018)
FT Made	2	vs. Clemson (Dec. 22, 2018)
FT Attempts	5	vs. Clemson (Dec. 22, 2018)
Rebounds	8	vs. Virginia (Dec. 19, 2018)
Assists	2	vs. Virginia (Dec. 19, 2018)
Blocks	2	vs. Missouri (Jan. 13, 2019)
Steals	1	vs. Coastal Carolina (Nov. 30, 2018)
Minutes	24	vs. Clemson (Dec. 22, 2018)

## SUPERLATIVES

	'18-19
Double-figure scoring	-
Double-figure rebounding	-
Double-double	-
2+ blocks	1
Team high scoring	-
Team high rebounding	2
Team high blocks	-

## 2018-19 GAME-BY-GAME

OPPONENT	MIN	FG	PCT.	3FG	PCT.	FT	PCT.	O-D-T	PF	A	TO	BLK	STL	PTS
USC Upstate	-	-	-	-	-	-	DNP	Knee Injury	-	-	-	-	-	-
Stony Brook	-	-	-	-	-	-	DNP	Knee Injury	-	-	-	-	-	-
Norfolk State	-	-	-	-	-	-	DNP	Knee Injury	-	-	-	-	-	-
vs. Providence	-	-	-	-	-	-	DNP	Knee Injury	-	-	-	-	-	-
vs. GW	-	-	-	-	-	-	DNP	Knee Injury	-	-	-	-	-	-
Wofford	-	-	-	-	-	-	DNP	Knee Injury	-	-	-	-	-	-
Coastal Carolina	9	0-2	.000	0-1	.000	0-0	.000	1-0-1	2	1	1	0	1	0
at Wyoming	6	2-3	.667	0-0	.000	0-0	.000	1-0-1	2	0	1	0	0	4
at Michigan	10	2-3	.667	0-1	.000	0-0	.000	0-0-0	3	0	0	0	0	4
Virginia	23	4-8	.500	1-2	.500	0-2	.000	3-5-8	3	2	1	0	0	9
Clemson	24	3-7	.429	0-0	.000	2-5	.400	6-1-7	4	0	3	0	0	8
N. Greenville	-	-	-	-	-	-	DNP	Ankle Injury	-	-	-	-	-	-
at Florida	2	0-0	.000	0-0	.000	0-0	.000	0-0-0	1	0	0	0	0	0
Miss. State	-	-	-	-	-	-	DNP	Coaches Decision	-	-	-	-	-	-
Missouri	9	3-4	.750	0-1	.000	1-2	.500	2-1-3	2	0	1	2	0	7
at Vanderbilt	20	0-2	.000	0-1	.000	0-0	.000	0-4-4	3	1	3	0	0	0
at LSU	18	2-4	.500	0-1	.000	1-3	.000	1-2-3	4	0	2	0	1	5
Auburn														
at Okla. State														
Tennessee														
at Georgia														
at Kentucky														
Arkansas														
at Tennessee														
Texas A&M														
Ole Miss														
at Miss. State														
Alabama														
at Missouri														
at Texas A&M														
Georgia														

\* indicates starter

## PLAYER BIO

### 2018-19

- > Scored seven points to go alongside three rebounds and two blocks in nine big minutes off the bench in win vs. Missouri (1/13)
- > Had eight points and tied for the team lead with seven rebounds vs. Clemson (12/22)
- > Talled career highs for points (9), rebounds (8), and assists (2) vs. No. 5/3 Virginia (12/19)
- > Had four points, the first of his career, in six minutes off the bench at Wyoming (12/5)
- > Made collegiate debut in win vs. Coastal Carolina (11/30), playing nine minutes off the bench with a rebound, an assist and a steal

### Personal

- > Averaged 11.7 points and 4.7 rebounds per game during senior season at Roselle Catholic, helping the squad to a 29-4 record
- > Averaged 16.6 points and 5.9 rebounds per contest over seven state tournament games to help lead Roselle to the Tournament of Champions title as a senior
- > Represented the Dominican Republic in the FIBA U18 Americas Championship during the summer of 2018, averaging 18.2 points, 8.7 rebounds and 1.8 assists per game
- > Also represented the Dominican Republic in 2017 (Centrobasket U17 Championship, 18.2 points per game), in 2016 (FIBA U17 World Championships, 14.0 points per game, 7.2 rebounds per game), and in 2015 (Centrobasket U17 Championship and the FIBA Americas U16 Championship)
- > Son of Jerome Sr., and Ingrid Frink
- > Brother, Jerome, played college basketball at FIU before finishing his career at Long Island University Brooklyn
- > An exercise science major
- > Favorite athlete is LeBron James

## CAREER STATISTICS

Season	GP-GS	Min	Avg	FG	FGA	Pct	3FG	3FGA	Pct	FT	FTA	Pct	Off	Def	Tot	Avg	PF	FO	Ast	TO	Blk	Stl	Pts	Avg
2018-19	9-0	121	13.4	16	33	.485	1	7	.143	4	12	.333	14	13	27	3.0	24	0	4	12	2	2	37	4.1

### (SEC ONLY)

Season	GP-GS	Min	Avg	FG	FGA	Pct	3FG	3FGA	Pct	FT	FTA	Pct	Off	Def	Tot	Avg	PF	FO	Ast	TO	Blk	Stl	Pts	Avg
2019	4-0	49	12.3	5	10	.500	0	3	.000	2	5	.400	3	7	10	2.5	10	0	1	6	2	1	12	3.0



# 00 A.J. LAWSON


FR. - F - 6-6 - 172 - TORONTO, ONTARIO, CANADA/GTA PREP

## CAREER HIGHS

Points	25	vs. Coastal Carolina (Nov. 30, 2018)
FG	8	3x, last at Vanderbilt (Jan. 16, 2019)
FGA	17	vs. Stony Brook (Nov. 9, 2018)
3FG	3	2x, last vs. North Greenville (Dec. 31, 2018)
3FGA	9	at Wyoming (Dec. 5, 2018)
FT Made	11	vs. Coastal Carolina (Nov. 30, 2018)
FT Attempts	15	vs. Coastal Carolina (Nov. 30, 2018)
Rebounds	9	2x, last at Wyoming (Dec. 5, 2018)
Assists	8	vs. Norfolk State (Nov. 13, 2018)
Blocks	1	3x, last vs. North Greenville (Dec. 31, 2018)
Steals	3	4x, last vs. North Greenville (Dec. 31, 2018)
Minutes	38	vs. Coastal Carolina (Nov. 30, 2018)

## SUPERLATIVES

	'18-19
Double-figure scoring	11
Double-figure rebounding	-
Double-double	-
2+ assists	10
Team high scoring	7
Team high rebounding	3
Team high assists	8
Team high steals	6



## 2018-19 GAME-BY-GAME

OPPONENT	MIN	FG	PCT.	3FG	PCT.	FT	PCT.	O-D-T	PF	A	TO	BLK	STL	PTS
USC Upstate*	20	2-10	.200	0-3	.000	5-8	.625	0-2-2	2	1	5	0	1	9
Stony Brook*	35	8-17	.470	3-8	.375	4-7	.250	0-2-2	1	6	2	0	3	23
Norfolk State*	30	6-13	.461	3-7	.428	3-6	.500	0-6-6	2	8	5	1	1	18
vs. Providence*	23	4-12	.333	1-6	.167	1-4	.250	0-4-4	4	3	4	0	1	10
vs. GW*	31	7-9	.778	2-3	.667	3-7	.429	2-7-9	3	5	3	0	0	19
Wofford*	20	0-5	.000	0-3	.000	0-0	.000	0-2-2	4	1	3	0	0	0
Coastal Carolina*	38	6-10	.600	2-5	.400	11-15	.733	2-4-6	2	2	4	0	3	25
at Wyoming*	31	5-16	.313	2-9	.222	3-3	1.000	2-7-9	2	1	6	1	1	15
at Michigan*	23	3-7	.429	1-2	.500	3-4	.750	0-0-0	2	5	2	0	3	10
Virginia*	35	1-5	.200	1-3	.333	4-4	1.000	2-3-5	1	3	3	0	2	7
Clemson*	36	2-15	.133	2-5	.400	2-4	.500	3-4-7	0	4	1	0	2	8
N. Greenville*	20	8-13	.615	3-7	.429	3-4	.750	1-4-5	1	2	2	1	3	22
at Florida*	21	2-8	.250	1-4	.250	1-1	1.000	0-1-1	4	0	0	0	0	6
Miss. State*	35	3-11	.273	0-4	.000	0-0	.000	0-3-3	1	3	2	0	1	6
Missouri*	32	4-10	.400	2-6	.333	1-1	1.000	0-2-2	3	4	0	0	2	11
at Vanderbilt*	35	8-14	.571	1-4	.250	7-8	.875	2-1-3	1	1	1	0	2	24
at LSU*	38	7-15	.467	2-7	.286	2-4	.500	0-5-5	0	0	2	0	0	18
Auburn														
at Okla. State														
Tennessee														
at Georgia														
at Kentucky														
Arkansas														
at Tennessee														
Texas A&M														
Ole Miss														
at Miss. State														
Alabama														
at Missouri														
at Texas A&M														
Georgia														

\* indicates starter

## PLAYER BIO

### 2018-19

- > Had 18 points and five rebounds at LSU (1/19), matched career high playing 38 minutes
- > Led all scorers with 24 points in comeback road win at Vanderbilt (1/16), led team with two steals in 35 minutes
- > Had 11 points and a team-high four assists in victory over Missouri (1/13), hit clutch 3 with 2:06 to go to put Carolina ahead by six
- > Sealed win over No. 14 Miss. State (1/8) with a crucial steal and dunk late in overtime
- > Dropped 22 points in just 20 minutes of action against North Greenville (12/31)
- > Scored 10 points with team-high five assists and three steals at No. 5/5 Michigan (12/8)
- > Had 15 points and nine rebounds, falling just shy of recording his first career double-double at Wyoming (12/5)
- > Scored career-high 25 points in win vs. Coastal Carolina (11/30) on 6-of-10 shooting, logged career highs in free throws (11), free throw attempts (15) and minutes (38)
- > Tallied 19 points in blowout win vs. George Washington (11/18), also had nine rebounds and five assists
- > Scored 18 points with six rebounds and eight assists in win vs. Norfolk State (11/13)
- > Led the Gamecocks with 23 points on 8-of-17 shooting from the field, while also dishing a team high six assists and collecting a team high three steals vs. Stony Brook (11/9)

### Personal

- > Three-star prospect according to 247sports.com
- > Before reclassifying to the 2018 class, was ranked as a top-40 prospect in the 2019 class
- > Listed as the top 2019 Canadian prospect by North Pole Hoops in the spring of 2018 before reclassifying
- > Played prep basketball at GTA Prep in Mississauga, Ontario
- > Played at the FIBA U18 Americas Championship with Team Canada during the summer of 2018, averaging 14.8 points, 5.4 rebounds and 1.2 assists per game at the event
- > Scored an event high 20 points against Ecuador at the FIBA U18 Americas Championship, and tallied 18 points with 12 rebounds against the USA
- > Son of Anthony Lawson and Kathleen Parchment
- > Has a sister, Keisha
- > A sport and entertainment management major
- > Favorite athlete is LeBron James

## CAREER STATISTICS

Season	GP-GS	Min	Avg	FG	FGA	Pct	3FG	3FGA	Pct	FT	FTA	Pct	Off	Def	Tot	Avg	PF	FO	Ast	TO	Blk	Stl	Pts	Avg
2018-19	17-17	503	29.6	76	190	.400	26	86	.302	53	80	.663	14	57	71	4.2	33	0	49	45	3	25	231	13.6

### (SEC ONLY)

Season	GP-GS	Min	Avg	FG	FGA	Pct	3FG	3FGA	Pct	FT	FTA	Pct	Off	Def	Tot	Avg	PF	FO	Ast	TO	Blk	Stl	Pts	Avg
2019	5-5	161	32.2	24	58	.414	6	25	.240	11	14	.786	2	12	14	2.8	9	0	8	5	0	5	65	13.0

1

## T.J. MOSS


FR. - G - 6-2 - 193 - MEMPHIS, TENN./FINDLAY PREP

## CAREER HIGHS

Points	12	vs. Providence (Nov. 17, 2018)
FG	5	vs. Providence (Nov. 17, 2018)
FGA	10	vs. Providence (Nov. 17, 2018)
3FG	3	vs. George Washington (Nov. 18, 2018)
3FGA	5	2x, last vs. Coastal Carolina (Nov. 30, 2018)
FT Made	2	vs. George Washington (Nov. 18, 2018)
FT Attempts	2	3x, vs. Coastal Carolina (Nov. 30, 2018)
Rebounds	4	vs. Coastal Carolina (Nov. 30, 2018)
Assists	4	at Wyoming (Dec. 5, 2018)
Blocks	-	-
Steals	1	4x, last at Michigan (Dec. 8, 2018)
Minutes	32	at Wyoming (Dec. 5, 2018)

## SUPERLATIVES

	'18-19
Double-figure scoring	2
Double-figure rebounding	-
Double-double	-
2+ assists	3
Team high scoring	-
Team high rebounding	-
Team high assists	1



## 2018-19 GAME-BY-GAME

OPPONENT	MIN	FG	PCT.	3FG	PCT.	FT	PCT.	O-D-T	PF	A	TO	BLK	STL	PTS
USC Upstate	-	-	-	-	-	-	DNP	Foot Injury	-	-	-	-	-	-
Stony Brook	-	-	-	-	-	-	DNP	Foot Injury	-	-	-	-	-	-
Norfolk State	10	1-2	.500	1-2	.500	0-0	.000	0-1-1	0	1	0	0	0	3
vs. Providence	20	5-10	.500	2-5	.400	0-0	.000	0-2-2	0	1	1	0	1	12
vs. GW	18	3-5	.600	3-4	.750	2-2	1.000	0-2-2	3	2	5	0	1	11
Wofford	27	2-8	.250	0-4	.000	1-2	.500	0-1-1	1	3	2	0	1	5
Coastal Carolina*	25	1-8	.125	1-5	.200	1-2	.500	0-4-4	0	0	0	0	0	4
at Wyoming*	32	3-7	.429	1-4	.250	0-0	.000	0-2-2	2	4	4	0	0	7
at Michigan*	12	1-1	1.000	0-0	.000	0-0	.000	0-1-1	2	2	2	0	1	2
Virginia	-	-	-	-	-	-	DNP	Ankle Injury	-	-	-	-	-	-
Clemson	-	-	-	-	-	-	DNP	Ankle Injury	-	-	-	-	-	-
N. Greenville	-	-	-	-	-	-	DNP	Ankle Injury	-	-	-	-	-	-
at Florida	-	-	-	-	-	-	DNP	Ankle Injury	-	-	-	-	-	-
Miss. State	-	-	-	-	-	-	DNP	Ankle Injury	-	-	-	-	-	-
Missouri	-	-	-	-	-	-	DNP	Ankle Injury	-	-	-	-	-	-
at Vanderbilt	-	-	-	-	-	-	DNP	Ankle Injury	-	-	-	-	-	-
at LSU	-	-	-	-	-	-	DNP	Ankle Injury	-	-	-	-	-	-
Auburn	-	-	-	-	-	-	DNP	Ankle Injury	-	-	-	-	-	-
at Okla. State	-	-	-	-	-	-	-	-	-	-	-	-	-	-
Tennessee	-	-	-	-	-	-	-	-	-	-	-	-	-	-
at Georgia	-	-	-	-	-	-	-	-	-	-	-	-	-	-
at Kentucky	-	-	-	-	-	-	-	-	-	-	-	-	-	-
Arkansas	-	-	-	-	-	-	-	-	-	-	-	-	-	-
at Tennessee	-	-	-	-	-	-	-	-	-	-	-	-	-	-
Texas A&M	-	-	-	-	-	-	-	-	-	-	-	-	-	-
Ole Miss	-	-	-	-	-	-	-	-	-	-	-	-	-	-
at Miss. State	-	-	-	-	-	-	-	-	-	-	-	-	-	-
Alabama	-	-	-	-	-	-	-	-	-	-	-	-	-	-
at Missouri	-	-	-	-	-	-	-	-	-	-	-	-	-	-
at Texas A&M	-	-	-	-	-	-	-	-	-	-	-	-	-	-
Georgia	-	-	-	-	-	-	-	-	-	-	-	-	-	-

\* indicates starter

## PLAYER BIO

## 2018-19

- > Dished out a career-high four assists to go alongside seven points in first game playing 30-minutes plus at Wyoming (12/5)
- > Made first career start in win vs. Coastal Carolina (11/30)
- > Played career-high 27 minutes vs. Wofford (11/26), dishing out three assists
- > Scored 11 points after sinking a career-high three shots from behind the arc in blowout win vs. George Washington (11/18)
- > 12 points on 5-of-10 shooting, playing a season high 20 minutes vs. Providence (11/17)
- > Hit a 3 and dished an assists in college debut vs. Norfolk State (11/13)
- > Missed the first two games of the season due to a right foot injury

## Personal

- > Listed as a four-star prospect according to ESPN.com, and a three-star prospect according to 247sports.com
- > Helped lead his Findlay Prep squad to a 32-5 overall record in 2017-18, advancing to the semifinal round of the high school national tournament
- > Averaged a team high 6.2 assists per game at Findlay Prep
- > Prior to time at Findlay Prep, spent three seasons at Memphis East High School, helping his squad to a combined 65-5 record during his final two seasons
- > A retail management major
- > Son of Terrence and Timitra Moss
- > Has two brothers, Tevin and Tyler
- > Favorite athlete is Kevin Durant
- > His dream job is to be a fashion designer

## CAREER STATISTICS


Season	GP-GS	Min	Avg	FG	FGA	Pct	3FG	3FGA	Pct	FT	FTA	Pct	Off	Def	Tot	Avg	PF	FO	Ast	TO	Blk	Stl	Pts	Avg
2018-19	7-3	144	20.6	16	41	.390	8	24	.333	4	6	.667	0	13	13	1.9	8	0	13	14	0	4	44	6.3

## (SEC ONLY)

Season	GP-GS	Min	Avg	FG	FGA	Pct	3FG	3FGA	Pct	FT	FTA	Pct	Off	Def	Tot	Avg	PF	FO	Ast	TO	Blk	Stl	Pts	Avg
2019																								

# 14 NATHAN NELSON

FR. - F - 6-5 - 174 - MURFREESBORO, TENN./BLACKMAN



## CAREER HIGHS

Points	-	-
FG	-	-
FGA	2	vs. North Greenville (Dec. 31, 2018)
3FG	-	-
3FGA	1	vs. North Greenville (Dec. 31, 2018)
FT Made	-	-
FT Attempts	-	-
Rebounds	1	vs. North Greenville (Dec. 31, 2018)
Assists	-	-
Blocks	-	-
Steals	-	-
Minutes	2	vs. North Greenville (Dec. 31, 2018)

## SUPERLATIVES

Double-figure scoring	-	'18-19
Double-figure rebounding	-	
Double-double	-	
2+ blocks	-	
Team high scoring	-	
Team high rebounding	-	
Team high blocks	-	

## 2018-19 GAME-BY-GAME

OPPONENT	MIN	FG	PCT.	3FG	PCT.	FT	PCT.	O-D-T	PF	A	TO	BLK	STL	PTS
USC Upstate	-	-	-	-	-	-	-	DNP - Illness	-	-	-	-	-	-
Stony Brook	-	-	-	-	-	-	-	DNP - Illness	-	-	-	-	-	--
Norfolk State	-	-	-	-	-	-	-	DNP - Illness	-	-	-	-	-	-
vs. Providence	-	-	-	-	-	-	-	DNP - Illness	-	-	-	-	-	-
vs. GW	-	-	-	-	-	-	-	DNP - Illness	-	-	-	-	-	-
Wofford	-	-	-	-	-	-	-	DNP - Coaches Decision	-	-	-	-	-	-
Coastal Carolina	-	-	-	-	-	-	-	DNP - Coaches Decision	-	-	-	-	-	-
at Wyoming	-	-	-	-	-	-	-	DNP - Coaches Decision	-	-	-	-	-	-
at Michigan	-	-	-	-	-	-	-	DNP - Coaches Decision	-	-	-	-	-	-
Virginia	-	-	-	-	-	-	-	DNP - Coaches Decision	-	-	-	-	-	-
Clemson	-	-	-	-	-	-	-	DNP - Coaches Decision	-	-	-	-	-	-
N. Greenville	2	0-2	.000	0-1	.000	0-0	.000	0-1-1	0	0	0	0	0	0
at Florida	-	-	-	-	-	-	-	DNP - Coaches Decision	-	-	-	-	-	-
Miss. State	-	-	-	-	-	-	-	DNP - Coaches Decision	-	-	-	-	-	-
Missouri	-	-	-	-	-	-	-	DNP - Coaches Decision	-	-	-	-	-	-
at Vanderbilt	-	-	-	-	-	-	-	DNP - Coaches Decision	-	-	-	-	-	-
at LSU	-	-	-	-	-	-	-	DNP - Coaches Decision	-	-	-	-	-	-
Auburn														
at Okla. State														
Tennessee														
at Georgia														
at Kentucky														
Arkansas														
at Tennessee														
Texas A&M														
Ole Miss														
at Miss. State														
Alabama														
at Missouri														
at Texas A&M														
Georgia														

\* indicates starter

## PLAYER BIO

### 2018-19

> Made collegiate debut against North Greenville (12/31)

### Personal

- > Played prep basketball at Blackman High School in Murfreesboro, Tenn.
- > Averaged 9.0 points, 5.7 rebounds and 2.3 assists per game as a senior
- > Helped team to a 32-1 record during senior campaign, and the team was ranked second in Tennessee
- > Hit 49 percent from the field, 44 percent from 3-point range and 80 percent from the free throw line as a senior
- > Named to the Murfreesboro Post's All-County second team following senior campaign
- > Son of Lynn Nelson and Antoinette van Zelm
- > Has a sister, Elizabeth
- > His favorite athlete is John Wall
- > His dream job is to be a CIA agent

## CAREER STATISTICS

Season	GP-GS	Min	Avg	FG	FGA	Pct	3FG	3FGA	Pct	FT	FTA	Pct	Off	Def	Tot	Avg	PF	FO	Ast	TO	Blk	Stl	Pts	Avg
2018-19	1-0	2	2.0	0	2	.000	0	1	.000	0	0	.000	0	1	1	1.0	0	0	0	0	0	0	0	0.0

### (SEC ONLY)

Season	GP-GS	Min	Avg	FG	FGA	Pct	3FG	3FGA	Pct	FT	FTA	Pct	Off	Def	Tot	Avg	PF	FO	Ast	TO	Blk	Stl	Pts	Avg
2019																								



# THE LAST TIME IN SOUTH CAROLINA BASKETBALL

## AN INDIVIDUAL ...

<b>Scored 20 or more points:</b>	South Carolina: A.J. Lawson (24), vs. Vanderbilt, Jan. 16, 2019, in Nashville, Tenn. Opponent: Aaron Nesmith (23), Vanderbilt, Jan. 16, 2019, in Nashville, Tenn..
<b>Scored 30 or more points:</b>	South Carolina: Sindarius Thornwell (44), vs. Alabama, Feb. 7, 2017, in Columbia, S.C. Opponent: Nathan Hoover (30), Wofford, Nov. 26, 2018, in Columbia, S.C.
<b>Scored 35 or more points:</b>	South Carolina: Sindarius Thornwell (44) vs. Alabama, Feb. 7, 2017, in Columbia, S.C. Opponent: Kevin Punter (36), Tennessee, Jan. 23, 2016, in Knoxville, Tenn.
<b>Scored 40 or more points:</b>	South Carolina: Sindarius Thornwell (44), vs. Alabama, Feb. 7, 2017, in Columbia, S.C. Opponent: Austin Carr (43), Notre Dame, Dec. 30, 1969, in New Orleans, La.
<b>Collected 20 or more rebounds:</b>	South Carolina: Sindarius Thornwell (21), vs. Alabama, Feb. 7, 2017, in Columbia, S.C. Opponent: Ekpe Udoh (20), Baylor, Jan. 2, 2010, in Columbia, S.C.
<b>Collected 15 or more rebounds:</b>	South Carolina: Sindarius Thornwell (21), vs. Alabama, Feb. 7, 2017, in Columbia, S.C. Opponent: Amile Jefferson (15), Duke, March 19, 2017, in Greenville, S.C.
<b>Made 12 or more field goals:</b>	South Carolina: Laimonas Chatkevicius (15), vs. High Point, March 15, 2016, in Columbia, S.C. Opponent: Michael Frazier II (12), Florida, March 4, 2014, in Columbia, S.C.
<b>Made 10 or more field goals:</b>	South Carolina: Maik Kotsar (10), vs. Miss. State, Jan. 8, 2019, in Columbia, S.C. Opponent: Luwane Pipkins (10), UMass, Dec. 2, 2017, in Columbia, S.C.
<b>Attempted 20 or more field goals:</b>	South Carolina: Sindarius Thornwell (25) & PJ Dozier (24), vs. Alabama, Feb. 7, 2017, in Columbia, S.C. Opponent: Luwane Pipkins (20), UMass, Dec. 2, 2017, in Columbia, S.C.
<b>Attempted 25 or more field goals:</b>	South Carolina: Sindarius Thornwell, 25, vs. Alabama, Feb. 7, 2017, in Columbia, S.C. Opponent: Kemmy Burgess (Alaska-Anchorage), 26, Nov. 24, 2005, in Anchorage, Alaska
<b>Dished 10 or more assists:</b>	South Carolina: Devan Downey, 11, vs. LSU, March 13, 2008 in Atlanta, Ga. Opponent: 11, Jabril Durham, Arkansas, March 5, 2016, in Fayetteville, Ark.
<b>Swiped 5 or more steals:</b>	South Carolina: Sindarius Thornwell, 5, vs. Texas A&M, Jan. 7, 2017, in Columbia, S.C. Opponent: 6, Thomas Wilder, Western Michigan, Nov. 13, 2017, in Columbia, S.C.
<b>Blocked 5 or more shots:</b>	South Carolina: Maik Kotsar (6), vs. North Greenville, Dec. 31, 2018, in Columbia, S.C. Opponent: Aric Holman (5), Miss. State, Jan. 8, 2019, in Columbia, S.C.
<b>Made 5 or more 3-point field goals:</b>	South Carolina: Hassani Gravett (5), vs. Norfolk State Nov. 13, 2018, in Columbia, S.C. Opponent: Aaron Nesmith (5), Vanderbilt, Jan. 16, 2019, in Nashville, Tenn.
<b>Attempted 8 or more 3-point field goals:</b>	South Carolina: A.J. Lawson (9), vs. Wyoming, Dec. 5, 2018, in Laramie, Wyo. Opponent: Aaron Nesmith (10), Vanderbilt, Jan. 16, 2019, in Nashville, Tenn.
<b>Made 10 or more free throws:</b>	South Carolina: Hassani Gravett (12), vs. Missouri, Jan. 13, 2019, in Columbia, S.C. Opponent: Ignas Brazdeikis (11), Michigan, Dec. 8, 2018, in Ann Arbor, Mich.
<b>Attempted 15 or more free throws:</b>	South Carolina: A.J. Lawson (15), vs. Coastal Carolina, Nov. 30, 2018, in Columbia, S.C. Opponent: Saben Lee (16), Vanderbilt, Jan. 16, 2019, in Nashville, Tenn..
<b>Played all 40 minutes of regulation:</b>	South Carolina: Duane Notice, vs. Texas A&M, Feb. 21, 2015, in Columbia, S.C. Opponent: Kenny Hairston, Limestone, Dec. 27, 2017, in Columbia, S.C.
<b>A player hit a last-second shot (within 3 seconds) to win a game:</b>	South Carolina: Chris Silva (Dunk) at Florida, Jan. 5, 2019, in Gainesville, Fla. Opponent: JJ Frazier (Free Throws), Georgia, March 11, 2016, in Nashville, Tenn.
<b>A player had a double-double:</b>	South Carolina: Chris Silva (11 points, 12 rebounds), vs. Miss. State, Jan. 8, 2019, in Columbia, S.C. Opponent: Kavell Bigby-Williams (12 points, 11 rebounds), LSU, Jan. 19, 2019, in Baton Rouge, La.
<b>Two or more players had a double-double:</b>	South Carolina: Chris Silva (19 points, 11 rebounds), Frank Booker (27 points, 10 rebounds), vs. Auburn, March 3, 2018, in Auburn, Ala. Opponent: Sebastain Saiz (21 points, 15 rebounds), Justas Furmanavicius (12 points, 10 rebounds), Ole Miss, March 4, 2017, in Oxford, Miss.
<b>A player had a triple-double:</b>	South Carolina: Sam Muldrow (16 points, 14 rebounds, 10 blocks) vs. Vanderbilt, Jan. 8, 2011, in Columbia, S.C. Opponent: Daniel Hackett (Southern California - 22 points, 10 rebounds, 10 assists), Nov. 17, 2007, in Columbia, S.C. <i>*** Only second triple-double in South Carolina history (Chuck Eidson (25 points, 10 rebounds, 10 assists) vs. SC State, Nov. 29, 2002, in Columbia, S.C..</i>
<b>Scored 30 or more points in back-to-back games:</b>	South Carolina: Devan Downey, 30 vs. Kentucky, Jan. 26, 2010, in Columbia, S.C. 33 vs. Georgia, Jan. 30, 2010, in Columbia, S.C.
<b>Scored 25 or more points in back-to-back games:</b>	South Carolina: Frank Booker, 25, vs. LSU, Feb. 28, 2018, in Columbia, S.C. 27, at Auburn, March 3, 2018, in Auburn, Ala.

## A TEAM ...

<b>Scored 100 or more points:</b>	South Carolina: 103 vs. The Citadel, Nov. 12, 2007, in Columbia, S.C. Opponent: 107, Vanderbilt, Feb. 17, 1996, in Nashville, Tenn.
<b>Scored 50 points or less:</b>	South Carolina: 41, vs. Florida, Feb. 10, 2018, in Columbia, S.C. Opponent: 46, North Greenville, Dec. 31, 2018, in Columbia, S.C.
<b>Scored 50 points in a half:</b>	South Carolina: 50 (1st half) vs. Coastal Carolina, Nov. 30, 2018, in Columbia, S.C. Opponent: 50 (2nd half), Stony Brook, Nov. 9, 2018, in Columbia, S.C.
<b>Failed to score 25 points in a half:</b>	South Carolina: 24 (2nd half), vs. Georgia, Feb. 21, 2018, in Columbia, S.C. Opponent: 21 (2nd half), North Greenville, Dec. 31, 2018 in Columbia, S.C..

<b>Collected 50 or more rebounds:</b>	South Carolina: 50, vs. USC Upstate, Nov. 6, 2018, in Columbia Opponent: 62, Alabama, Feb. 7, 2017, in Columbia, S.C.
<b>Shot 60% or better from the field:</b>	South Carolina: 60.0% (39-65), vs. High Point, March 15, 2016, in Columbia, S.C. Opponent: 69.6% (32-46) Missouri, Feb. 28, 2013, in Columbia, S.C.
<b>Shot 50% or better from the field:</b>	South Carolina: 51.0% (25-49), vs. Missouri, Jan. 13, 2019, in Columbia, S.C. Opponent: 56.5% (26-46), Clemson, Dec. 22, 2018, in Columbia, S.C.
<b>Shot less than 30% from the field:</b>	South Carolina: 27.8% (15-54), vs. Florida, Feb. 10, 2018, in Columbia, S.C. Opponent: 27.6% (16-58), vs. George Washington, Nov. 18, 2018, in Uncasville, Conn.
<b>Shot 50% or better from 3-point range (at least 10 attempts):</b>	South Carolina: 52.0% (13-25), vs. George Washington, Nov. 18, 2018, in Uncasville, Conn. Opponent: 50% (10-20), Wyoming, Dec. 5, 2018, in Laramie, Wyo.
<b>Shot 20% or less from 3-point range (at least 10 attempts):</b>	South Carolina: 16.7% (3-18), vs. Virginia, Dec. 19, 2018, in Columbia, S.C. Opponent: 18.5% (5-27), vs. George Washington, Nov. 18, 2018, in Uncasville, Conn.
<b>Dished 20 or more assists:</b>	South Carolina: 21, vs. Norfolk State (Nov. 13, 2018), in Columbia, S.C. Opponent: 20, Mississippi State, Feb. 27, 2016, in Starkville, Miss.
<b>Made 35 or more shots:</b>	South Carolina: 35, vs. Marquette, March 17, 2017, in Greenville, S.C. Opponent: 35, vs. Tennessee, March 5, 2009, in Columbia, S.C.
<b>Attempted 80 or more shots:</b>	South Carolina: 81 vs. Miss. State, Jan. 8, 2019, in Columbia, S.C. Opponent: 83, LSU, Feb. 10, 1996, in Columbia, S.C.
<b>Attempted 70 or more shots:</b>	South Carolina: 70, vs. Texas A&M, Jan. 7, 2017, in Columbia, S.C. Opponent: 70, Stony Brook, Nov. 9, 2018, in Columbia, S.C.
<b>Made 10 or more 3-pointers:</b>	South Carolina: 10, vs. Coastal Carolina, Nov. 30, 2018, in Columbia, S.C. Opponent: 10, Missouri, Jan. 13, 2019, in Columbia, S.C.
<b>Did not make a 3-pointer:</b>	South Carolina: USC Upstate, Nov. 6, 2018, in Columbia Opponent: Florida, Jan. 18, 2017, in Columbia, S.C.
<b>Attempted 30 or more 3-pointers:</b>	South Carolina: 31, vs. Georgia, Feb. 21, 2018, in Columbia, S.C. Opponent: 31, Florida, Jan. 5, 2019, in Gainesville, Fla.
<b>Attempted 25 or more 3-pointers:</b>	South Carolina: 26, vs. Coastal Carolina, Nov. 30, 2018, in Columbia, S.C. Opponent: 25, Miss. State, Jan. 8, 2019, in Columbia, S.C.
<b>Made 30 or more free throws:</b>	South Carolina: 35, vs. Alabama, Feb. 7, 2017, in Columbia, S.C. Opponent: 32, LSU, Jan. 19, 2019, in Baton Rouge, La.
<b>Attempted 40 or more free throws:</b>	South Carolina: 50, vs. Alabama, Feb. 7, 2017, in Columbia, S.C. Opponent: 42, Kentucky, March 1, 2014, in Columbia, S.C.
<b>Swiped 15 or more steals:</b>	South Carolina: 15 vs. Vanderbilt, Jan. 16, 2010, in Columbia, S.C. Opponent: 15, Monmouth, Nov. 15, 2016, in Columbia, S.C.
<b>Blocked 12 or more shots:</b>	South Carolina: 12, vs. Coastal Carolina, Nov. 30, 2018, in Columbia, S.C. Opponent: 12, Mississippi State, Jan. 26, 2016, in Columbia, S.C.
<b>Blocked 8 or more shots:</b>	South Carolina: 8, vs. Norfolk State Nov. 13, 2018, in Columbia, S.C. Opponent: 9, Miss. State, Jan. 8, 2019, in Columbia, S.C.
<b>Won by 30 or more points:</b>	South Carolina: 35, vs. George Washington, Nov. 18, 2018, in Uncasville, Conn. Opponent: 34, Kentucky, Feb. 14, 2015, in Lexington, Ky.
<b>Won by 20 or more points:</b>	South Carolina: 29, vs. Limestone, Dec. 27, 2017, in Columbia, S.C. Opponent: 22, LSU, Jan. 19, 2019, in Baton Rouge, La.
<b>Played a single overtime game:</b>	Win: 83-74, vs. LSU, Feb. 28, 2018, in Columbia, S.C. Loss: 72-68 at Mississippi State, Feb. 24, 2018, in Starkville, Miss.
<b>Played a double overtime game:</b>	Win: 87-85 vs. WKU, Nov. 27, 2010, in Bowling Green, Ky. Loss: 98-88 vs. Louisville, Feb. 20, 1988, in Columbia, S.C.
<b>South Carolina played a No. 1 Team in the country:</b>	Win: 68-62 vs. Kentucky, Jan. 26, 2010, in Columbia, S.C. Loss: 77-43 loss at Kentucky, Feb. 14, 2015, in Lexington, Ky.
<b>South Carolina played a top-5 opponent:</b>	Win: 68-62 vs. No. 1/1 Kentucky, Jan. 26, 2010, in Columbia, S.C. Loss: 69-52 loss to No. 5/3 Virginia, Dec. 19, 2018, in Columbia, S.C.
<b>South Carolina played a top-10 opponent:</b>	Win: 84-75 win vs. No. 10/11 Auburn, Feb. 17, 2018, in Columbia, S.C. Loss: 69-52 loss to No. 5/3 Virginia, Dec. 19, 2018, in Columbia, S.C.
<b>South Carolina played a top-25 opponent:</b>	Win: 87-72 OT win vs. No. 14/14 Miss. State, Jan. 8, 2019, in Columbia, S.C.. Loss: 69-52 loss to No. 5/3 Virginia, Dec. 19, 2018, in Columbia, S.C.
<b>South Carolina defeated a ranked opponent:</b>	Home: 87-72 OT win vs. No. 14/14 Miss. State, Jan. 8, 2019, in Columbia, S.C. Away: 77-72 win at No. 20/22 Florida, Jan. 24, 2018, in Gainesville, Fla. Neutral: 77-70 vs. No. 20/17 Florida, March 26, 2017, in New York City SEC Home: 87-72 OT win vs. No. 14/14 Miss. State, Jan. 8, 2019, in Columbia, S.C. SEC Away: 77-72 win at No. 20/22 Florida, Jan. 24, 2018, in Gainesville, Fla. Non-conference away: 85-84 win at No. 19/20 Baylor, Jan. 2, 2009, in Waco, Texas
<b>South Carolina defeated a top 10 opponent:</b>	Home: 84-75 win vs. No. 10/11 Auburn, Feb. 17, 2018, in Columbia, S.C. Away: 81-78 win at No. 8/8 Texas A&M, Feb. 6, 2016, in College Station, Texas Neutral: 88-81 win vs. No. 7/7 Duke, March 19, 2017, in Greenville, S.C.
<b>A South Carolina win opened the season:</b>	Home: 65-52 win vs. USC Upstate, Nov. 6, 2018, in Columbia, S.C. Away: 73-52 win at Wofford on Nov. 10, 2017, in Spartanburg, S.C. Neutral: 74-61 win vs. Chaminade, Nov. 19, 2001, in Maui, Hawaii (Maui Invite)
<b>South Carolina opened SEC play:</b>	Home: 87-72 OT win vs. No. 14/14 Miss. State, Jan. 8, 2019, in Columbia, S.C. Away: 71-69 win at Florida, Jan. 5, 2019, in Gainesville, Fla.



2018-19 South Carolina Basketball  
 South Carolina Combined Team Statistics (as of Jan 19, 2019)  
 All games

RECORD:	OVERALL	HOME	AWAY	NEUTRAL
ALL GAMES	9-8	6-4	2-3	1-1
CONFERENCE	4-1	2-0	2-1	0-0
NON-CONFERENCE	5-7	4-4	0-2	1-1

##	Player	gp-gs	min	avg	Total		3-Point		F-Throw		Rebounds				pf	dq	a	to	blk	stl	pts	avg		
					fg-fga	fg%	3fg-fga	3fg%	ft-fa	ft%	off	def	tot	avg										
00	LAWSON, A.J.	17-17	503	29.6	76-190	.400	26-86	.302	53-80	.663	14	57	71	4.2	33	0	49	45	3	25	231	13.6		
30	SILVA, Chris	17-17	411	24.2	62-131	.473	5-15	.333	73-99	.737	36	73	109	6.4	62	3	21	39	35	14	202	11.9		
02	GRAVETT, Hassani	17-1	480	28.2	62-140	.443	31-76	.408	41-47	.872	15	51	66	3.9	39	0	36	24	5	11	196	11.5		
24	BRYANT, Keyshawn	17-11	355	20.9	70-144	.486	2-15	.133	23-41	.561	18	44	62	3.6	45	1	21	33	8	10	165	9.7		
21	KOTSAR, Maik	15-14	372	24.8	50-103	.485	3-5	.600	25-38	.658	30	50	80	5.3	44	0	18	18	21	20	128	8.5		
10	MINAYA, Justin	5-5	128	25.6	15-33	.455	2-15	.133	5-7	.714	10	18	28	5.6	18	2	8	4	1	3	37	7.4		
13	HAASE, Felipe	17-3	379	22.3	32-81	.395	14-39	.359	41-46	.891	18	48	66	3.9	43	0	17	22	7	8	119	7.0		
01	MOSS, T.J.	7-3	144	20.6	16-41	.390	8-24	.333	4-6	.667	0	13	13	1.9	8	0	13	14	0	4	44	6.3		
04	CAMPBELL, Tre	17-14	396	23.3	32-105	.305	18-62	.290	13-16	.813	5	22	27	1.6	20	0	26	20	1	17	95	5.6		
20	FRINK, Alanzo	9-0	121	13.4	16-33	.485	1-7	.143	4-12	.333	14	13	27	3.0	24	0	4	12	2	2	37	4.1		
31	BORUP, Raymond	1-0	2	2.0	1-1	1.000	0-0	.000	0-0	.000	0	0	0	0.0	0	0	0	0	0	0	2	2.0		
23	HINSON, Evan	9-0	104	11.6	6-23	.261	1-12	.083	4-5	.800	4	8	12	1.3	9	0	2	7	0	1	17	1.9		
14	NELSON, Nathan	1-0	2	2.0	0-2	.000	0-1	.000	0-0	.000	0	1	1	1.0	0	0	0	0	0	0	0	0.0		
33	CUDD, Jason	5-0	28	5.6	0-1	.000	0-0	.000	0-0	.000	0	3	3	0.6	3	0	0	1	0	0	0	0.0		
Team											36	29	65											
Total.....		17	3425		438-1028	.426	111-357	.311	286-397	.720	200	430	630	37.1	348	6	215	242	83	115	1273	74.9		
Opponents.....		17	3425		401-967	.415	140-387	.362	289-398	.726	184	431	615	36.2	358	10	212	276	50	106	1231	72.4		

TEAM STATISTICS	SC	OPP	Date	Opponent	Score	Att.	
SCORING	1273	1231	11/6/18	USC UPSTATE	w 65-52	10145	
Points per game	74.9	72.4	1	11/9/18	STONY BROOK	L 81-83	9657
Scoring margin	+2.5	-	1	11/13/18	NORFOLK STATE	w 81-64	9038
FIELD GOALS-ATT	438-1028	401-967	2	11/17/18	vs Providence	L 67-76	7231
Field goal pct	.426	.415	2	11/18/18	vs George Washington	w 90-55	6825
3 POINT FG-ATT	111-357	140-387		11/26/18	WOFFORD	L 61-81	10561
3-point FG pct	.311	.362		11/30/18	COASTAL CAROLINA	w 85-79	9315
3-pt FG made per game	6.5	8.2		12/05/18	at Wyoming	L 64-73	3657
FREE THROWS-ATT	286-397	289-398		12/08/18	at Michigan	L 78-89	12707
Free throw pct	.720	.726		12/19/18	VIRGINIA	L 52-69	12291
F-Throws made per game	16.8	17.0		12/22/18	CLEMSON	L 68-78	12269
REBOUNDS	630	615		12/31/18	NORTH GREENVILLE	w 97-46	8974
Rebounds per game	37.1	36.2	*	1/5/19	at Florida	w 71-69	10230
Rebounding margin	+0.9	-	*	1/8/19	MISSISSIPPI STATE	wot 87-82	8776
ASSISTS	215	212	*	1/13/19	MISSOURI	w 85-75	12747
Assists per game	12.6	12.5	*	01/16/19	at Vanderbilt	w 74-71	8400
TURNOVERS	242	276	*	01/19/19	at LSU	L 67-89	11607
Turnovers per game	14.2	16.2					
Turnover margin	+2.0	-					
Assist/turnover ratio	0.9	0.8					
STEALS	115	106					
Steals per game	6.8	6.2					
BLOCKS	83	50					
Blocks per game	4.9	2.9					
ATTENDANCE	103773	60657					
Home games-Avg/Game	10-10377	5-9320					
Neutral site-Avg/Game	-	2-7028					

1 - Hall of Fame Tip-Off Tournament (Columbia, S.C./Colonial Life Arena)  
 2 - Hall of Fame Tip-Off Tournament (Uncasville, Conn./Mohegan Sun Arena)  
 \* = Conference game

Score by Periods	1st	2nd	OT	Totals
South Carolina	618	643	12	1273
Opponents	566	658	7	1231





2018-19 South Carolina Basketball  
 South Carolina Combined Team Statistics (as of Jan 19, 2019)  
 Conference games only

RECORD:	OVERALL	HOME	AWAY	NEUTRAL
ALL GAMES	4-1	2-0	2-1	0-0
CONFERENCE	4-1	2-0	2-1	0-0
NON-CONFERENCE	0-0	0-0	0-0	0-0

##	Player	gp-gs	min	avg	Total		3-Point		F-Throw		Rebounds			pf	dq	a	to	blk	stl	pts	avg	
					fg-fga	fg%	3fg-fga	3fg%	ft-fta	ft%	off	def	tot									avg
02	GRAVETT, Hassani	5-0	153	30.6	21-50	.420	12-27	.444	23-25	.920	3	19	22	4.4	13	0	9	8	2	4	77	15.4
00	LAWSON, A.J.	5-5	161	32.2	24-58	.414	6-25	.240	11-14	.786	2	12	14	2.8	9	0	8	5	0	5	65	13.0
24	BRYANT, Keyshawn	5-5	128	25.6	25-47	.532	1-5	.200	2-13	.154	6	12	18	3.6	16	0	3	13	1	4	53	10.6
30	SILVA, Chris	5-5	103	20.6	16-28	.571	1-3	.333	19-23	.826	7	20	27	5.4	21	2	7	14	12	4	52	10.4
13	HAASE, Felipe	5-0	123	24.6	12-27	.444	5-14	.357	18-20	.900	9	16	25	5.0	14	0	7	8	1	3	47	9.4
21	KOTSAR, Maik	5-5	131	26.2	15-35	.429	0-0	.000	12-18	.667	16	15	31	6.2	17	0	9	7	5	8	42	8.4
04	CAMPBELL, Tre	5-5	135	27.0	11-35	.314	6-17	.353	4-6	.667	1	5	6	1.2	12	0	9	10	0	5	32	6.4
20	FRINK, Alanzo	4-0	49	12.3	5-10	.500	0-3	.000	2-5	.400	3	7	10	2.5	10	0	1	6	2	1	12	3.0
23	HINSON, Evan	5-0	42	8.4	1-6	.167	0-3	.000	2-2	1.000	1	3	4	0.8	4	0	1	6	0	0	4	0.8
Team											9	10	19				1					
Total.....		5	1025		130-296	.439	31-97	.320	93-126	.738	57	119	176	35.2	116	2	54	78	23	34	384	76.8
Opponents.....		5	1025		123-287	.429	40-119	.336	100-138	.725	62	121	183	36.6	110	3	64	79	16	35	386	77.2

TEAM STATISTICS	SC	OPP	Date	Opponent	Score	Att.
SCORING	384	386	* 1/5/19	at Florida	w 71-69	10230
Points per game	76.8	77.2	* 1/8/19	MISSISSIPPI STATE	wot 87-82	8776
Scoring margin	-0.4	-	* 1/13/19	MISSOURI	w 85-75	12747
FIELD GOALS-ATT	130-296	123-287	* 01/16/19	at Vanderbilt	w 74-71	8400
Field goal pct	.439	.429	* 01/19/19	at LSU	L 67-89	11607
3 POINT FG-ATT	31-97	40-119	1 - Hall of Fame Tip-Off Tournament (Columbia, S.C./Colonial Life Arena)			
3-point FG pct	.320	.336	2 - Hall of Fame Tip-Off Tournament (Uncasville, Conn./Mohegan Sun Arena)			
3-pt FG made per game	6.2	8.0	* = Conference game			
FREE THROWS-ATT	93-126	100-138				
Free throw pct	.738	.725				
F-Throws made per game	18.6	20.0				
REBOUNDS	176	183				
Rebounds per game	35.2	36.6				
Rebounding margin	-1.4	-				
ASSISTS	54	64				
Assists per game	10.8	12.8				
TURNOVERS	78	79				
Turnovers per game	15.6	15.8				
Turnover margin	+0.2	-				
Assist/turnover ratio	0.7	0.8				
STEALS	34	35				
Steals per game	6.8	7.0				
BLOCKS	23	16				
Blocks per game	4.6	3.2				
ATTENDANCE	21523	30237				
Home games-Avg/Game	2-10762	3-10079				
Neutral site-Avg/Game	-	0-0				

Score by Periods	1st	2nd	OT	Totals
South Carolina	172	200	12	384
Opponents	196	183	7	386



2018-19 South Carolina Basketball  
 South Carolina Team Game-by-Game Comparison (as of Jan 21, 2019)  
 All games

Opponent	1st	2nd	Score	Mar	Total FG	FG Pct	3-Pointers	3FG Pct	Free Throws	FT Pct	Rebounds	Assist	T/Over	Block	Steal	Fouls
USC UPSTATE	30/22	35/30	65-52	+13	19-58/19-58	.328/.328	0-18/7-28	.000/.250	27-37/7-10	.730/.700	50/34 +16	6/10	19/22	3/3	11/7	13/28
STONY BROOK	32/33	49/50	81-83	(2)	29-63/27-70	.460/.386	9-23/10-22	.391/.455	14-26/19-23	.538/.826	33/49 (16)	18/15	10/15	5/3	4/5	21/22
NORFOLK STATE	37/23	44/41	81-64	+17	28-54/20-47	.519/.426	11-29/10-22	.379/.455	14-21/14-22	.667/.636	36/24 +12	21/8	15/15	8/3	7/5	16/22
Providence	35/27	32/49	67-76	(9)	25-62/22-56	.403/.393	6-25/4-13	.240/.308	11-14/28-34	.786/.824	38/39 (1)	8/13	12/12	2/3	6/5	26/18
George Washington	56/18	34/37	90-55	+35	34-69/16-58	.493/.276	13-25/5-27	.520/.185	9-16/18-25	.563/.720	48/32 +16	19/11	15/16	3/1	7/6	26/16
WOFFORD	25/28	36/53	61-81	(20)	19-57/31-65	.333/.477	7-25/13-29	.280/.448	16-21/6-12	.762/.500	37/43 (6)	12/17	17/17	3/1	3/7	16/23
COASTAL CAROLINA	50/41	35/38	85-79	+6	25-58/25-64	.431/.391	10-26/11-23	.385/.478	25-33/18-23	.758/.783	34/40 (6)	13/12	16/18	12/3	9/7	17/24
Wyoming	37/33	27/40	64-73	(9)	22-66/21-48	.333/.438	3-20/10-20	.150/.500	17-20/21-28	.850/.750	43/31 +12	13/14	16/14	5/2	6/7	23/20
Michigan	36/42	42/47	78-89	(11)	32-62/28-54	.516/.519	5-11/10-24	.455/.417	9-14/23-30	.643/.767	24/37 (13)	14/13	10/16	3/4	8/5	21/14
VIRGINIA	26/33	26/36	52-69	(17)	20-55/26-59	.364/.441	3-18/8-24	.167/.333	9-13/9-13	.692/.692	37/33 +4	9/15	12/5	4/2	4/6	15/15
CLEMSON	34/45	34/33	68-78	(10)	23-63/26-46	.365/.565	4-16/8-20	.250/.400	18-28/18-25	.643/.720	33/36 (3)	11/10	14/21	1/7	5/7	21/25
NORTH GREENVILLE	48/25	49/21	97-46	+51	32-65/17-55	.492/.309	9-24/4-16	.375/.250	24-28/8-15	.857/.533	41/34 +7	17/10	8/26	11/2	11/4	17/21
Florida	32/36	39/33	71-69	+2	23-51/23-61	.451/.377	7-18/9-31	.389/.290	18-25/14-20	.720/.700	38/35 +3	11/12	22/15	4/4	9/11	23/25
MISSISSIPPI STATE	41/37	34/38	87-82	+5	33-81/29-64	.407/.453	8-23/11-25	.348/.440	13-17/13-23	.765/.565	47/40 +7	15/17	12/16	5/9	7/8	16/16
MISSOURI	42/36	43/39	85-75	+10	25-49/24-54	.510/.444	6-19/10-23	.316/.435	29-35/17-23	.829/.739	27/31 (4)	12/11	16/20	8/0	8/3	24/26
Vanderbilt	29/39	45/32	74-71	+3	21-51/20-44	.412/.455	5-18/7-21	.278/.333	27-35/24-37	.771/.649	35/28 +7	9/12	12/15	5/1	4/2	29/26
LSU	28/48	39/41	67-89	(22)	28-64/27-64	.438/.422	5-19/3-19	.263/.158	6-14/32-35	.429/.914	29/49 (20)	7/12	16/13	1/2	6/11	24/17

Note: Game totals are displayed in the format TEAM/OPPONENT for each category



2018-19 South Carolina Basketball  
 South Carolina Category Leaders (as of Jan 21, 2019)  
 All games

Points	G	Pts	Pts/G
LAWSON, A.J.	17	231	13.6
SILVA, Chris	17	202	11.9
GRAVETT, Hassani	17	196	11.5
BRYANT, Keyshawn	17	165	9.7
KOTSAR, Maik	15	128	8.5
HAASE, Felipe	17	119	7.0
CAMPBELL, Tre	17	95	5.6
MOSS, T.J.	7	44	6.3
MINAYA, Justin	5	37	7.4
FRINK, Alanzo	9	37	4.1
HINSON, Evan	9	17	1.9
BORUP, Raymond	1	2	2.0

FG Percentage	FG	Att	Pct
BORUP, Raymond	1	1	1.000
BRYANT, Keyshawn	70	144	.486
KOTSAR, Maik	50	103	.485
FRINK, Alanzo	16	33	.485
SILVA, Chris	62	131	.473
MINAYA, Justin	15	33	.455
GRAVETT, Hassani	62	140	.443
LAWSON, A.J.	76	190	.400
HAASE, Felipe	32	81	.395
MOSS, T.J.	16	41	.390
CAMPBELL, Tre	32	105	.305
HINSON, Evan	6	23	.261

3-Point Percentage	3FG	Att	Pct
KOTSAR, Maik	3	5	.600
GRAVETT, Hassani	31	76	.408
HAASE, Felipe	14	39	.359
MOSS, T.J.	8	24	.333
SILVA, Chris	5	15	.333
LAWSON, A.J.	26	86	.302
CAMPBELL, Tre	18	62	.290
FRINK, Alanzo	1	7	.143
BRYANT, Keyshawn	2	15	.133
MINAYA, Justin	2	15	.133
HINSON, Evan	1	12	.083
NELSON, Nathan	0	1	.000

Free Throw Percent	FG	Att	Pct
HAASE, Felipe	41	46	.891
GRAVETT, Hassani	41	47	.872
CAMPBELL, Tre	13	16	.813
HINSON, Evan	4	5	.800
SILVA, Chris	73	99	.737
MINAYA, Justin	5	7	.714
MOSS, T.J.	4	6	.667
LAWSON, A.J.	53	80	.663
KOTSAR, Maik	25	38	.658
BRYANT, Keyshawn	23	41	.561
FRINK, Alanzo	4	12	.333

Scoring Average	G	Pts	Avg/G
LAWSON, A.J.	17	231	13.6
SILVA, Chris	17	202	11.9
GRAVETT, Hassani	17	196	11.5
BRYANT, Keyshawn	17	165	9.7
KOTSAR, Maik	15	128	8.5
MINAYA, Justin	5	37	7.4
HAASE, Felipe	17	119	7.0
MOSS, T.J.	7	44	6.3
CAMPBELL, Tre	17	95	5.6
FRINK, Alanzo	9	37	4.1
BORUP, Raymond	1	2	2.0
HINSON, Evan	9	17	1.9

Field Goal Attempts	G	Att	Att/G
LAWSON, A.J.	17	190	11.2
BRYANT, Keyshawn	17	144	8.5
GRAVETT, Hassani	17	140	8.2
SILVA, Chris	17	131	7.7
CAMPBELL, Tre	17	105	6.2

Field Goals Made	G	Made	Made/G
LAWSON, A.J.	17	76	4.5
BRYANT, Keyshawn	17	70	4.1
GRAVETT, Hassani	17	62	3.6
SILVA, Chris	17	62	3.6
KOTSAR, Maik	15	50	3.3

3-Point FG Attempts	G	Att	Att/G
LAWSON, A.J.	17	86	5.1
GRAVETT, Hassani	17	76	4.5
CAMPBELL, Tre	17	62	3.6
HAASE, Felipe	17	39	2.3
MOSS, T.J.	7	24	3.4

3-Point FG Made	G	Made	Made/G
GRAVETT, Hassani	17	31	1.8
LAWSON, A.J.	17	26	1.5
CAMPBELL, Tre	17	18	1.1
HAASE, Felipe	17	14	0.8
MOSS, T.J.	7	8	1.1

Free Throw Attempts	G	Att	Att/G
SILVA, Chris	17	99	5.8
LAWSON, A.J.	17	80	4.7
GRAVETT, Hassani	17	47	2.8
HAASE, Felipe	17	46	2.7
BRYANT, Keyshawn	17	41	2.4

Free Throws Made	G	Made	Made/G
SILVA, Chris	17	73	4.3
LAWSON, A.J.	17	53	3.1
HAASE, Felipe	17	41	2.4
GRAVETT, Hassani	17	41	2.4
KOTSAR, Maik	15	25	1.7





2018-19 South Carolina Basketball  
South Carolina Category Leaders (as of Jan 21, 2019)  
All games

Rebounds	G	Reb	Reb/G
SILVA, Chris	17	109	6.4
KOTSAR, Maik	15	80	5.3
LAWSON, A.J.	17	71	4.2
HAASE, Felipe	17	66	3.9
GRAVETT, Hassani	17	66	3.9

Rebound Average	G	Reb	Avg/G
SILVA, Chris	17	109	6.4
MINAYA, Justin	5	28	5.6
KOTSAR, Maik	15	80	5.3
LAWSON, A.J.	17	71	4.2
HAASE, Felipe	17	66	3.9
GRAVETT, Hassani	17	66	3.9

Offensive Rebounds	G	No.	Avg/G
SILVA, Chris	17	36	2.1
KOTSAR, Maik	15	30	2.0
HAASE, Felipe	17	18	1.1
BRYANT, Keyshawn	17	18	1.1
GRAVETT, Hassani	17	15	0.9

Defensive Rebounds	G	No.	Avg/G
SILVA, Chris	17	73	4.3
LAWSON, A.J.	17	57	3.4
GRAVETT, Hassani	17	51	3.0
KOTSAR, Maik	15	50	3.3
HAASE, Felipe	17	48	2.8

Fouls	G	No.	Per/G
SILVA, Chris	17	62	3.6
BRYANT, Keyshawn	17	45	2.6
KOTSAR, Maik	15	44	2.9
HAASE, Felipe	17	43	2.5
GRAVETT, Hassani	17	39	2.3

Foulsouts	G	No.
SILVA, Chris	17	3
MINAYA, Justin	5	2
BRYANT, Keyshawn	17	1

Assists	G	No.	Ast/G
LAWSON, A.J.	17	49	2.9
GRAVETT, Hassani	17	36	2.1
CAMPBELL, Tre	17	26	1.5
SILVA, Chris	17	21	1.2
BRYANT, Keyshawn	17	21	1.2

Steals	G	No.	Stl/G
LAWSON, A.J.	17	25	1.5
KOTSAR, Maik	15	20	1.3
CAMPBELL, Tre	17	17	1.0
SILVA, Chris	17	14	0.8
GRAVETT, Hassani	17	11	0.6

Blocked Shots	G	No.	Blk/G
SILVA, Chris	17	35	2.1
KOTSAR, Maik	15	21	1.4
BRYANT, Keyshawn	17	8	0.5
HAASE, Felipe	17	7	0.4
GRAVETT, Hassani	17	5	0.3

Minutes	G	No.	Min/G
LAWSON, A.J.	17	503	29.6
GRAVETT, Hassani	17	480	28.2
SILVA, Chris	17	411	24.2
CAMPBELL, Tre	17	396	23.3
HAASE, Felipe	17	379	22.3

Turnovers	G	No.	TO/G
LAWSON, A.J.	17	45	2.6
SILVA, Chris	17	39	2.3
BRYANT, Keyshawn	17	33	1.9
GRAVETT, Hassani	17	24	1.4
HAASE, Felipe	17	22	1.3



2018-19 South Carolina Basketball  
South Carolina Team High/Low Analysis (as of Jan 21, 2019)  
All games

South Carolina - TEAM GAME HIGHS

POINTS	97	NORTH GREENVILLE (12/31/18)
	90	vs George Washington (11/18/18)
	87	MISSISSIPPI STATE (1/8/19)
	85	MISSOURI (1/13/19)
	85	COASTAL CAROLINA (11/30/18)
FIELD GOALS MADE	34	vs George Washington (11/18/18)
	33	MISSISSIPPI STATE (1/8/19)
FIELD GOAL ATTEMPTS	81	MISSISSIPPI STATE (1/8/19)
	69	vs George Washington (11/18/18)
FIELD GOAL PERCENTAGE	.519 (28-54)	NORFOLK STATE (11/13/18)
	.516 (32-62)	at Michigan (12/08/18)
3 PT FIELD GOALS MADE	13	vs George Washington (11/18/18)
	11	NORFOLK STATE (11/13/18)
3 PT FG ATTEMPTS	29	NORFOLK STATE (11/13/18)
	26	COASTAL CAROLINA (11/30/18)
3 PT FG PERCENTAGE	.520 (13-25)	vs George Washington (11/18/18)
	.455 (5-11)	at Michigan (12/08/18)
FREE THROWS MADE	29	MISSOURI (1/13/19)
	27	at Vanderbilt (01/16/19)
	27	USC UPSTATE (11/6/18)
FREE THROW ATTEMPTS	37	USC UPSTATE (11/6/18)
	35	at Vanderbilt (01/16/19)
	35	MISSOURI (1/13/19)
FREE THROW PERCENTAGE	.857 (24-28)	NORTH GREENVILLE (12/31/18)
	.850 (17-20)	at Wyoming (12/05/18)
REBOUNDS	50	USC UPSTATE (11/6/18)
	48	vs George Washington (11/18/18)
ASSISTS	21	NORFOLK STATE (11/13/18)
	19	vs George Washington (11/18/18)
STEALS	11	NORTH GREENVILLE (12/31/18)
	11	USC UPSTATE (11/6/18)
BLOCKED SHOTS	12	COASTAL CAROLINA (11/30/18)
	11	NORTH GREENVILLE (12/31/18)
TURNOVERS	22	at Florida (1/5/19)
	19	USC UPSTATE (11/6/18)
FOULS	29	at Vanderbilt (01/16/19)
	26	vs George Washington (11/18/18)
	26	vs Providence (11/17/18)



2018-19 South Carolina Basketball  
South Carolina High/Low Analysis (as of Jan 21, 2019)  
All games

Opponent - GAME HIGHS

POINTS	89	at LSU (01/19/19)
	89	at Michigan (12/08/18)
	83	STONY BROOK (11/9/18)
	82	MISSISSIPPI STATE (1/8/19)
	81	WOFFORD (11/26/18)
FIELD GOALS MADE	31	WOFFORD (11/26/18)
	29	MISSISSIPPI STATE (1/8/19)
FIELD GOAL ATTEMPTS	70	STONY BROOK (11/9/18)
	65	WOFFORD (11/26/18)
FIELD GOAL PERCENTAGE	.565 (26-46)	CLEMSON (12/22/18)
	.519 (28-54)	at Michigan (12/08/18)
3 PT FIELD GOALS MADE	13	WOFFORD (11/26/18)
	11	MISSISSIPPI STATE (1/8/19)
	11	COASTAL CAROLINA (11/30/18)
3 PT FG ATTEMPTS	31	at Florida (1/5/19)
	29	WOFFORD (11/26/18)
3 PT FG PERCENTAGE	.500 (10-20)	at Wyoming (12/05/18)
	.478 (11-23)	COASTAL CAROLINA (11/30/18)
FREE THROWS MADE	32	at LSU (01/19/19)
	28	vs Providence (11/17/18)
FREE THROW ATTEMPTS	37	at Vanderbilt (01/16/19)
	35	at LSU (01/19/19)
FREE THROW PERCENTAGE	.914 (32-35)	at LSU (01/19/19)
	.826 (19-23)	STONY BROOK (11/9/18)
REBOUNDS	49	at LSU (01/19/19)
	49	STONY BROOK (11/9/18)
ASSISTS	17	MISSISSIPPI STATE (1/8/19)
	17	WOFFORD (11/26/18)
STEALS	11	at LSU (01/19/19)
	11	at Florida (1/5/19)
BLOCKED SHOTS	9	MISSISSIPPI STATE (1/8/19)
	7	CLEMSON (12/22/18)
TURNOVERS	26	NORTH GREENVILLE (12/31/18)
	22	USC UPSTATE (11/6/18)
FOULS	28	USC UPSTATE (11/6/18)
	26	at Vanderbilt (01/16/19)
	26	MISSOURI (1/13/19)



2018-19 South Carolina Basketball  
 South Carolina High/Low Analysis (as of Jan 21, 2019)  
 All games

South Carolina - GAME LOWS

POINTS	52	VIRGINIA (12/19/18)
	61	WOFFORD (11/26/18)
	64	at Wyoming (12/05/18)
	65	USC UPSTATE (11/6/18)
	67	vs Providence (11/17/18)
	67	at LSU (01/19/19)
FIELD GOALS MADE	19	USC UPSTATE (11/6/18)
	19	WOFFORD (11/26/18)
FIELD GOAL ATTEMPTS	49	MISSOURI (1/13/19)
	51	at Florida (1/5/19)
	51	at Vanderbilt (01/16/19)
FIELD GOAL PERCENTAGE	.328 (19-58)	USC UPSTATE (11/6/18)
	.333 (19-57)	WOFFORD (11/26/18)
	.333 (22-66)	at Wyoming (12/05/18)
3 PT FIELD GOALS MADE	0	USC UPSTATE (11/6/18)
	3	at Wyoming (12/05/18)
	3	VIRGINIA (12/19/18)
3 PT FG ATTEMPTS	11	at Michigan (12/08/18)
	16	CLEMSON (12/22/18)
3 PT FG PERCENTAGE	.000 (0-18)	USC UPSTATE (11/6/18)
	.150 (3-20)	at Wyoming (12/05/18)
FREE THROWS MADE	6	at LSU (01/19/19)
	9	vs George Washington (11/18/18)
	9	at Michigan (12/08/18)
	9	VIRGINIA (12/19/18)
FREE THROW ATTEMPTS	13	VIRGINIA (12/19/18)
	14	vs Providence (11/17/18)
	14	at Michigan (12/08/18)
	14	at LSU (01/19/19)
FREE THROW PERCENTAGE	.429 (6-14)	at LSU (01/19/19)
	.538 (14-26)	STONY BROOK (11/9/18)
REBOUNDS	24	at Michigan (12/08/18)
	27	MISSOURI (1/13/19)
ASSISTS	6	USC UPSTATE (11/6/18)
	7	at LSU (01/19/19)
STEALS	3	WOFFORD (11/26/18)
	4	STONY BROOK (11/9/18)
	4	VIRGINIA (12/19/18)
	4	at Vanderbilt (01/16/19)
BLOCKED SHOTS	1	CLEMSON (12/22/18)
	1	at LSU (01/19/19)
TURNOVERS	8	NORTH GREENVILLE (12/31/18)
	10	STONY BROOK (11/9/18)
	10	at Michigan (12/08/18)
FOULS	13	USC UPSTATE (11/6/18)
	15	VIRGINIA (12/19/18)





2018-19 South Carolina Basketball  
South Carolina High/Low Analysis (as of Jan 21, 2019)  
All games

Opponent - GAME LOWS

POINTS	46	NORTH GREENVILLE (12/31/18)
	52	USC UPSTATE (11/6/18)
	55	vs George Washington (11/18/18)
	64	NORFOLK STATE (11/13/18)
	69	VIRGINIA (12/19/18)
	69	at Florida (1/5/19)
FIELD GOALS MADE	16	vs George Washington (11/18/18)
	17	NORTH GREENVILLE (12/31/18)
FIELD GOAL ATTEMPTS	44	at Vanderbilt (01/16/19)
	46	CLEMSON (12/22/18)
FIELD GOAL PERCENTAGE	.276 (16-58)	vs George Washington (11/18/18)
	.309 (17-55)	NORTH GREENVILLE (12/31/18)
3 PT FIELD GOALS MADE	3	at LSU (01/19/19)
	4	vs Providence (11/17/18)
	4	NORTH GREENVILLE (12/31/18)
3 PT FG ATTEMPTS	13	vs Providence (11/17/18)
	16	NORTH GREENVILLE (12/31/18)
3 PT FG PERCENTAGE	.158 (3-19)	at LSU (01/19/19)
	.185 (5-27)	vs George Washington (11/18/18)
FREE THROWS MADE	6	WOFFORD (11/26/18)
	7	USC UPSTATE (11/6/18)
FREE THROW ATTEMPTS	10	USC UPSTATE (11/6/18)
	12	WOFFORD (11/26/18)
FREE THROW PERCENTAGE	.500 (6-12)	WOFFORD (11/26/18)
	.533 (8-15)	NORTH GREENVILLE (12/31/18)
REBOUNDS	24	NORFOLK STATE (11/13/18)
	28	at Vanderbilt (01/16/19)
ASSISTS	8	NORFOLK STATE (11/13/18)
	10	USC UPSTATE (11/6/18)
	10	CLEMSON (12/22/18)
	10	NORTH GREENVILLE (12/31/18)
STEALS	2	at Vanderbilt (01/16/19)
	3	MISSOURI (1/13/19)
BLOCKED SHOTS	0	MISSOURI (1/13/19)
	1	vs George Washington (11/18/18)
	1	WOFFORD (11/26/18)
	1	at Vanderbilt (01/16/19)
TURNOVERS	5	VIRGINIA (12/19/18)
	12	vs Providence (11/17/18)
FOULS	14	at Michigan (12/08/18)
	15	VIRGINIA (12/19/18)



2018-19 South Carolina Basketball  
 South Carolina Player High/Low Analysis (as of Jan 21, 2019)  
 All games

South Carolina - I N D I V I D U A L G A M E H I G H S

Points	25		KOTSAR, Maik vs Mississippi State (1/8/19)
	25		LAWSON, A.J. vs Coastal Carolina (11/30/18)
	24		LAWSON, A.J. at Vanderbilt (01/16/19)
	23		GRAVETT, Hassani vs Coastal Carolina (11/30/18)
	23		LAWSON, A.J. vs Stony Brook (11/9/18)
Field Goals Made	10		KOTSAR, Maik vs Mississippi State (1/8/19)
	8		LAWSON, A.J. at Vanderbilt (01/16/19)
	8		BRYANT, Keyshawn vs North Greenville (12/31/18)
	8		LAWSON, A.J. vs North Greenville (12/31/18)
	8		LAWSON, A.J. vs Stony Brook (11/9/18)
	8		BRYANT, Keyshawn vs USC Upstate (11/6/18)
Field Goal Att.	18		KOTSAR, Maik vs Mississippi State (1/8/19)
	17		LAWSON, A.J. vs Stony Brook (11/9/18)
FG Pct (min 5 made)	.857	(6-7)	SILVA, Chris vs North Greenville (12/31/18)
	.833	(5-6)	SILVA, Chris at Florida (1/5/19)
3-Point FG Made	5		GRAVETT, Hassani vs Norfolk State (11/13/18)
	4		GRAVETT, Hassani at Florida (1/5/19)
	4		GRAVETT, Hassani vs Coastal Carolina (11/30/18)
	4		CAMPBELL, Tre vs Stony Brook (11/9/18)
3-Point FG Att.	9		LAWSON, A.J. at Wyoming (12/05/18)
	8		LAWSON, A.J. vs Stony Brook (11/9/18)
3-Pt FG Pct (min 2 made)	1.000	(3-3)	GRAVETT, Hassani at Michigan (12/08/18)
	1.000	(2-2)	SILVA, Chris vs George Washington (11/18/18)
Free Throws Made	12		GRAVETT, Hassani vs Missouri (1/13/19)
	11		LAWSON, A.J. vs Coastal Carolina (11/30/18)
Free Throw Att.	15		LAWSON, A.J. vs Coastal Carolina (11/30/18)
	13		SILVA, Chris vs Clemson (12/22/18)
FT Pct (min 3 made)	1.000	(12-12)	GRAVETT, Hassani vs Missouri (1/13/19)
	1.000	(8-8)	SILVA, Chris vs North Greenville (12/31/18)
	1.000	(6-6)	HAASE, Felipe at Vanderbilt (01/16/19)
	1.000	(6-6)	HAASE, Felipe vs Missouri (1/13/19)
	1.000	(5-5)	KOTSAR, Maik vs Mississippi State (1/8/19)
	1.000	(4-4)	GRAVETT, Hassani at Vanderbilt (01/16/19)
	1.000	(4-4)	LAWSON, A.J. vs Virginia (12/19/18)
	1.000	(4-4)	HAASE, Felipe vs Coastal Carolina (11/30/18)
	1.000	(4-4)	SILVA, Chris vs Providence (11/17/18)
	1.000	(4-4)	GRAVETT, Hassani vs USC Upstate (11/6/18)
	1.000	(3-3)	CAMPBELL, Tre at Wyoming (12/05/18)
	1.000	(3-3)	LAWSON, A.J. at Wyoming (12/05/18)
	1.000	(3-3)	GRAVETT, Hassani vs Wofford (11/26/18)
	1.000	(3-3)	BRYANT, Keyshawn vs Wofford (11/26/18)
Rebounds	12		SILVA, Chris vs Mississippi State (1/8/19)
	12		SILVA, Chris at Michigan (12/08/18)
	12		GRAVETT, Hassani vs USC Upstate (11/6/18)
Assists	9		GRAVETT, Hassani vs North Greenville (12/31/18)
	8		LAWSON, A.J. vs Norfolk State (11/13/18)
Steals	4		KOTSAR, Maik vs Coastal Carolina (11/30/18)
	3		KOTSAR, Maik at LSU (01/19/19)
	3		SILVA, Chris vs Missouri (1/13/19)
	3		CAMPBELL, Tre vs Mississippi State (1/8/19)
	3		GRAVETT, Hassani at Florida (1/5/19)
	3		LAWSON, A.J. vs North Greenville (12/31/18)
	3		BRYANT, Keyshawn vs North Greenville (12/31/18)

	3	LAWSON, A.J. at Michigan (12/08/18)
	3	SILVA, Chris at Wyoming (12/05/18)
	3	LAWSON, A.J. vs Coastal Carolina (11/30/18)
	3	KOTSAR, Maik vs George Washington (11/18/18)
	3	CAMPBELL, Tre vs Norfolk State (11/13/18)
	3	LAWSON, A.J. vs Stony Brook (11/9/18)
	3	KOTSAR, Maik vs USC Upstate (11/6/18)
Blocked Shots	6	KOTSAR, Maik vs North Greenville (12/31/18)
	6	SILVA, Chris vs Coastal Carolina (11/30/18)
Turnovers	7	BRYANT, Keyshawn at Florida (1/5/19)
	6	LAWSON, A.J. at Wyoming (12/05/18)
Fouls	5	SILVA, Chris at LSU (01/19/19)
	5	SILVA, Chris at Vanderbilt (01/16/19)
	5	SILVA, Chris at Michigan (12/08/18)
	5	BRYANT, Keyshawn at Wyoming (12/05/18)
	5	MINAYA, Justin vs George Washington (11/18/18)
	5	MINAYA, Justin vs Providence (11/17/18)
Minutes	39	GRAVETT, Hassani vs Wofford (11/26/18)
	38	LAWSON, A.J. at LSU (01/19/19)
	38	LAWSON, A.J. vs Coastal Carolina (11/30/18)
	37	CAMPBELL, Tre at Florida (1/5/19)
	36	LAWSON, A.J. vs Clemson (12/22/18)
	36	SILVA, Chris at Wyoming (12/05/18)



2018-19 South Carolina Basketball  
 South Carolina Opponent High/Low Analysis (as of Jan 21, 2019)  
 All games

OPPONENT INDIVIDUAL GAME HIGHS

Points	30		Nathan Hoover vs Wofford (11/26/18)
	26		Jordan Poole at Michigan (12/08/18)
	25		JEROME, Ty vs Virginia (12/19/18)
	24		CUTHBERTSON, Zac vs Coastal Carolina (11/30/18)
	24		YEBOAH, Akwasi vs Stony Brook (11/9/18)
Field Goals Made	9		JEROME, Ty vs Virginia (12/19/18)
	9		Nathan Hoover vs Wofford (11/26/18)
Field Goal Att.	24		YEBOAH, Akwasi vs Stony Brook (11/9/18)
	16		Locke, Noah at Florida (1/5/19)
FG Pct (min 5 made)	.833	(5-6)	DIAKITE, Mamadi vs Virginia (12/19/18)
	.833	(5-6)	Keve Aluma vs Wofford (11/26/18)
3-Point FG Made	9		Nathan Hoover vs Wofford (11/26/18)
	5		NESMITH, Aaron at Vanderbilt (01/16/19)
	5		Aric Holman vs Mississippi State (1/8/19)
	5		Locke, Noah at Florida (1/5/19)
	5		GUY, Kyle vs Virginia (12/19/18)
	5		HENDRICKS, Jake at Wyoming (12/05/18)
	5		THOMAS, Nic vs Norfolk State (11/13/18)
	5		YEBOAH, Akwasi vs Stony Brook (11/9/18)
3-Point FG Att.	15		Locke, Noah at Florida (1/5/19)
	12		Nathan Hoover vs Wofford (11/26/18)
3-Pt FG Pct (min 2 made)	1.000	(3-3)	KRALJ, David vs Coastal Carolina (11/30/18)
	1.000	(2-2)	Allen, KeVaughn at Florida (1/5/19)
	1.000	(2-2)	JAMES, Justin at Wyoming (12/05/18)
Free Throws Made	11		Ignas Brazdeikis at Michigan (12/08/18)
	9		Emmitt Williams at LSU (01/19/19)
	9		LEE, Saben at Vanderbilt (01/16/19)
Free Throw Att.	16		LEE, Saben at Vanderbilt (01/16/19)
	13		WILLIAMS, DJ vs George Washington (11/18/18)
FT Pct (min 3 made)	1.000	(6-6)	JAMES, Justin at Wyoming (12/05/18)
	1.000	(6-6)	OCHEFU, Anthony vs Stony Brook (11/9/18)
	1.000	(5-5)	SMITH, Mark vs Missouri (1/13/19)
	1.000	(5-5)	REEVES, A.J. vs Providence (11/17/18)
	1.000	(4-4)	Ja'vonte Smart at LSU (01/19/19)
	1.000	(4-4)	NESMITH, Aaron at Vanderbilt (01/16/19)
	1.000	(4-4)	PICKETT, Javon vs Missouri (1/13/19)
	1.000	(4-4)	Nembhard, Andrew at Florida (1/5/19)
	1.000	(4-4)	SKARA, David vs Clemson (12/22/18)
	1.000	(4-4)	JEROME, Ty vs Virginia (12/19/18)
	1.000	(4-4)	BURTON, Tommy vs Coastal Carolina (11/30/18)
	1.000	(4-4)	TORO, Arnaldo vs George Washington (11/18/18)
	1.000	(4-4)	BUTLER, Jordan vs Norfolk State (11/13/18)
	1.000	(3-3)	Nathan Hoover vs Wofford (11/26/18)
	1.000	(3-3)	YEBOAH, Akwasi vs Stony Brook (11/9/18)
Rebounds	13		Emmitt Williams at LSU (01/19/19)
	12		Kovi Tate vs North Greenville (12/31/18)
	12		JAMES, Justin at Wyoming (12/05/18)
	12		CUTHBERTSON, Zac vs Coastal Carolina (11/30/18)
Assists	8		Ryan Larson vs Wofford (11/26/18)
	8		CORNISH, Jaron vs Stony Brook (11/9/18)
Steals	5		Skylar Mays at LSU (01/19/19)
	3		Lamar Peters vs Mississippi State (1/8/19)
	3		Nembhard, Andrew at Florida (1/5/19)



	3	REED, Marcquise vs Clemson (12/22/18)
	3	Zavier Simpson at Michigan (12/08/18)
	3	MALDONADO, Hunter at Wyoming (12/05/18)
	3	CUTHBERTSON, Zac vs Coastal Carolina (11/30/18)
	3	Fletcher Magee vs Wofford (11/26/18)
	3	TORO, Arnaldo vs George Washington (11/18/18)
	3	DIALLO, Alpha vs Providence (11/17/18)
Blocked Shots	5	Aric Holman vs Mississippi State (1/8/19)
	3	Abdul Ado vs Mississippi State (1/8/19)
	3	Bassett, Dontay at Florida (1/5/19)
	3	Jon Teske at Michigan (12/08/18)
Turnovers	8	SPAN, Jure vs USC Upstate (11/6/18)
	7	WHITLEY, Steven vs Norfolk State (11/13/18)
Fouls	5	Darius Days at LSU (01/19/19)
	5	WETZELL, Yanni at Vanderbilt (01/16/19)
	5	TILMON, Jeremiah vs Missouri (1/13/19)
	5	THOMPSON, Hunter at Wyoming (12/05/18)
	5	PORTER, Brandon at Wyoming (12/05/18)
	5	PIERCE, David vs Coastal Carolina (11/30/18)
	5	Keve Aluma vs Wofford (11/26/18)
	5	Matt Pegram vs Wofford (11/26/18)
	5	SPAN, Jure vs USC Upstate (11/6/18)
	5	ZINK, Nevin vs USC Upstate (11/6/18)