



KENTUCKY

2018-19 MEN'S BASKETBALL




8 NATIONAL CHAMPIONSHIPS | MOST WINS IN COLLEGE BASKETBALL | 48 SEC TITLES | 31 SEC TOURNAMENT CHAMPIONSHIPS | 55 ALL-AMERICANS | 126 NBA DRAFT PICKS

#12/14 KENTUCKY (13-3, 3-1) @ #14/12 AUBURN (13-3, 2-1)

Saturday, Jan. 19 • 4 p.m. ET • Auburn Arena (9,121) • Auburn, Ala.

#UKvsAU #DreamBIG • @KentuckyMBB

THE BASICS



Series Breakdown

- Overall - UK, 92-19
- In Auburn - UK, 30-15
- Calipari vs. AU - 9-2
- Pearl vs. UK - 6-12
- Current UK streak - L1

John Calipari	Bruce Pearl
Overall Record: 733-207*	Overall Record: 545-210
Record at UK: 288-67	Record at AU: 83-65
Overall Seasons: 27th	Overall Seasons: 24th
At UK: 10th	At AU: Fifth

*on-court record

BY THE NUMBERS

2,276	All-time wins, NCAA leader
48	SEC regular-season titles the Wildcats have won
15.8	Hagans' scoring average the last five games
5-1	Under Calipari in SEC top-15 matchups


TALE OF THE TAPE

UK	STAT	AU
80.1	Points PG	84.5
67.5	Opp. Points PG	66.5
38.3	Rebounds PG	39.7
14.3	Assists PG	16.4
5.3	Blocks PG	6.1
6.9	Steals PG	10.0
.486	FG Pct.	.454
.347	3-Pt FG Pct.	.359
.754	FT Pct.	.676
.418	Opp. FG Pct.	.414
.363	Opp. 3-Pt FG Pct.	.349

A UK WIN WOULD ...

- Be UK's four straight victory after dropping the league opener
- Keep the Wildcats no worse than a game back of first place in the SEC
- Be Kentucky's third road victory of the season and second in a row
- Move UK to 54-27 vs. AP Top 25 foes under John Calipari
- Mark Kentucky's first victory vs. a top-15 SEC opponent on the road since winning at Tennessee on March 1, 2006
- Put Calipari within eight wins of Joe B. Hall's Kentucky win total

PREVIOUS GAME STARTERS




2

ASHTON HAGANS

6-3 • 192 • GUARD • FRESHMAN
CARTERSVILLE, GA. | NEWTON

Five straight double-figure scoring games | Tied Kentucky record with eight steals vs. UNC | Three or more steals in six straight, a school record | Leads UK with 3.5 assists per game | Two-time and current SEC Freshman of the Week




3

KELDON JOHNSON

6-6 • 211 • GUARD • FRESHMAN
SOUTH HILL, VA. | OAK HILL ACADEMY

Julius Erving watch list for best small forward | Wooden, Naismith watch lists for player of the year | Leads UK in scoring with 14.6 points per game | Scored in double figures in all but three games | Scored 21 points with four treys vs. UNC



14

TYLER HERRO

6-5 • 195 • GUARD • FRESHMAN
MILWAUKEE | WHITNALL HIGH SCHOOL

Jerry West watch list for best shooting guard | Averaging 13.1 points with team-high 26 3-pointers, 700 boards at Stanford | Averaging 12.8 points and 6.4 rebounds a game | Scored 20 or more points in a team-high-tying four games




22

REID TRAVIS

6-8 • 238 • FORWARD • GRADUATE STUDENT
MINNEAPOLIS | STANFORD

Preseason All-SEC First Team | Two-time All-Pac-12 First Team | Totaled more than 1,400 points, 700 boards at Stanford | Averaging 12.8 points and 6.4 rebounds a game | Scored 20 or more points in a team-high-tying four games



25

PJ WASHINGTON

6-8 • 228 • FORWARD • SOPHOMORE
DALLAS | FINDLAY PREP

Career-high 29 points vs. Seton Hall and 12 rebounds for third double-double | Near triple-double vs. UNC with 11 points, 10 boards and career-high eight assists | Wooden, Naismith, NABC watch lists for player of the year

LEADERS

POINTS PER GAME	
UK Keldon Johnson	14.6
AU Bryce Brown	16.2
REBOUNDS PER GAME	
UK PJ Washington	7.9
AU Wiley/Okeke	6.1
ASSISTS PER GAME	
UK Ashton Hagans	3.5
AU Jared Harper	6.7
STEALS PER GAME	
UK Ashton Hagans	2.3
AU Chuma Okeke	1.8
3-POINTERS	
UK Tyler Herro	26
AU Bryce Brown	56
FIELD-GOAL PERCENTAGE	
UK Nick Richards	.583
AU Austin Wiley	.581
FREE-THROW PERCENTAGE	
UK Tyler Herro	.879
AU Samir Doughty	.950

NEED TO KNOW

Kentucky was picked to win the SEC regular-season title by the media

Kentucky is 985-279 (.779) all-time in SEC play. Only two other teams have won more than 700 league games

Ashton Hagans is the first UK player in school history with at least three steals in six straight games. He's also No. 1 nationally in steals per game among all freshmen who are averaging 25 minutes or less

Hagans, who was named SEC Freshman of the Week for a second time this season, has scored in double figures in five straight games. He's averaging 15.8 points during that stretch

UK and Auburn will meet for the eighth time as ranked opponents. Kentucky is 6-1 when both teams are ranked. UK is 92-19 in the all-time series.

John Calipari is 45-23 all-time when both teams are ranked in the AP Top 25

SCHEDULE

OCTOBER

26 2/2 -/- ^TRANSYLVANIA SEC W, 94-66

NOVEMBER

2 2/2 -/- ^INDIANA UNIV. OF PA. SEC W, 86-64

6 2/2 4/3 vs. Duke¹ ESPN L, 118-84

9 2/2 -/- SOUTHERN ILLINOIS SEC W, 71-59

14 10/2 -/- NORTH DAKOTA² SEC W, 96-58

18 10/2 -/- VMI² SEC W, 92-82

21 10/1 -/- WINTHROP² SEC W, 87-74

23 10/10 -/- TENNESSEE STATE² SEC W, 77-62

28 10/9 -/- MONMOUTH SEC W, 90-44

DECEMBER

1 10/9 -/- UNC GREENSBORO ESPN2 W, 78-61

8 9/8 -/- vs. Seton Hall³ FOX L, 84-83^{OT}

15 19/18 -/- UTAH ESPN2 W, 88-61

22 19/18 9/10 vs. North Carolina⁴ CBS W, 80-72

29 16/15 RV/RV at Louisville ESPN2 W, 71-58

JANUARY

5 13/14 -/- at Alabama* ESPN L, 77-75

8 18/18 -/- TEXAS A&M* SEC W, 85-74

12 18/18 -/- VANDERBILT* SEC W, 56-47

15 12/14 -/- at Georgia* ESPN W, 69-49

19 12/14 14/12 at Auburn* ESPN 4 p.m.

22 -/- -/- MISSISSIPPI STATE* ESPN 7 p.m.

26 -/- -/- KANSAS⁵ ESPN/2 6 p.m.

29 -/- -/- at Vanderbilt* ESPN/2 9 p.m.

FEBRUARY

2 -/- -/- at Florida* ESPN/2 4/6 p.m.

5 -/- -/- SOUTH CAROLINA* SEC 7 p.m.

9 -/- -/- at Mississippi State* CBS 1 p.m.

12 -/- -/- LSU* ESPN/2 7 p.m.

16 -/- -/- TENNESSEE* ESPN/2 8 p.m.

19 -/- -/- at Missouri* ESPN/2 9 p.m.

23 -/- -/- AUBURN* CBS 1:30 p.m.

26 -/- -/- ARKANSAS* ESPN/2/ SEC 9 p.m.

MARCH

2 -/- -/- at Tennessee* CBS 2 p.m.

5 -/- -/- at Ole Miss* ESPN/2/ U/SEC 9 p.m.

9 -/- -/- FLORIDA* CBS 2 p.m.

13-17 -/- -/- SEC Tournament⁶ ESPN/ SEC TBA

All times Eastern | *SEC conference game | HOME GAMES IN CAPS | ^Exhibition

¹State Farm Champions Classic (Indianapolis | Bankers Life Fieldhouse)

²Ohio Valley Hardwood Showcase (Rupp Arena | Lexington, Ky.)

³Citi Hoops Classic (Madison Square Garden | New York)

⁴CBS Sports Classic (United Center | Chicago)

⁵SEC/Big 12 Challenge (Rupp Arena | Lexington, Ky.)

⁶SEC Tournament (Bridgestone Arena | Nashville, Tenn.)

BROADCAST INFO

ESPN  **UK SPORTS NETWORK** 

Bob Wischusen, play-by-play
Dick Vitale, analyst
Allison Williams, sideline

Tom Leach, play-by-play
Tony Delk, analyst

SATELLITE RADIO

Sirius 81 | XM 81 | Internet 81



TV CHART



2 ASHTON HAGANS
Freshman | Guard
 6-3 | 192
 Cartersville, Ga.
 Newton
 @H23Ash
 @ashton.hagans



3 KELDON JOHNSON
Freshman | Guard
 6-6 | 211
 South Hill, Va.
 Oak Hill Academy
 @keldonjohnson



4 NICK RICHARDS
Sophomore | Forward
 6-11 | 244
 Kingston, Jamaica
 The Patrick School
 @iamnickrichards
 @nickrichards_
 @iamnickrichards



5 IMMANUEL QUICKLEY
Freshman | Guard
 6-3 | 185
 Havre de Grace, Md.
 The John Carroll School
 @IQ_GodSon
 @immanuelquickley_



10 JONNY DAVID
Senior | Guard
 6-2 | 188
 Pittsburgh
 Mt. Lebanon
 @JonnyDavid
 @jdavid010
 @JonnyDavidUK10



12 BRAD CALIPARI
Junior | Guard
 6-0 | 179
 Franklin Lakes, N.J.
 MacDuffie School
 @bradcalipari
 @brad.calipari
 @bradcalipari



13 JEMARL BAKER JR.
R-Freshman | Guard
 6-4 | 192
 Menifee, Calif.
 Eleanor Roosevelt
 @jemarlbakerjr
 @jemarlbakerjr



14 TYLER HERRO
Freshman | Guard
 6-5 | 195
 Milwaukee
 Whitnall
 @raf_tyler
 @nolimitherro



21 ZAN PAYNE
Freshman | G/F
 6-4 | 240
 Lexington, Ky.
 Lexington Catholic
 @youngpayne2321
 @alexander.payne23



22 REID TRAVIS
Graduate | Forward
 6-8 | 238
 Minneapolis
 Stanford University
 @2ReidTravis2
 @reid_travis_22



23 EJ MONTGOMERY
Freshman | Forward
 6-10 | 225
 Fort Pierce, Fla.
 Wheeler
 @E_Montgomery
 @_mont23



25 PJ WASHINGTON
Sophomore | Forward
 6-8 | 228
 Dallas
 Findlay Prep
 @PJWashington
 @pj_washington



JOHN CALIPARI
Head Coach
 10th Season
 @UKCoachCalipari
 @UKCoachCalipari
 @UKCoachCalipari



KENNY PAYNE
Assoc. Head Coach
 Ninth season at UK
 Fifth season as associate HC



TONY BARBEE
Assistant Coach
 Fifth season at UK
 Fourth season as assistant
 @CoachTonyBarbee



JOEL JUSTUS
Assistant Coach
 Fifth season at UK
 Third season as assistant
 @UKCoachJustus
 @UKCoachJustus



JOHN ROBIC
Special Assistant
 10th season at UK
 Third season as special asst.

Pronunciation Guide

JEMARL Baker (Jamal)

Brad/John CALIPARI (cal-uh-PEAR-ee)

Ashton HAGANS (HAY-Gens)

Roster

ALPHABETICAL				HOMETOWN (PREVIOUS SCHOOL)		
NO.	NAME	POS.	HT.	WT.	CL.	
13	Jemarl Baker Jr.	G	6-4	192	R-Fr.	Menifee, Calif. (Eleanor Roosevelt)
12	Brad Calipari	G	6-0	179	Jr.	Franklin Lakes, N.J. (MacDuffie School)
10	Jonny David	G	6-2	188	Sr.	Pittsburgh (Mt. Lebanon)
2	Ashton Hagans	G	6-3	192	Fr.	Cartersville, Ga. (Newton)
14	Tyler Herro	G	6-5	195	Fr.	Milwaukee (Whitnall)
3	Keldon Johnson	G	6-6	211	Fr.	South Hill, Va. (Oak Hill Academy)
23	EJ Montgomery	F	6-10	225	Fr.	Fort Pierce, Fla. (Wheeler)
21	Zan Payne	G/F	6-4	240	Fr.	Lexington, Ky. (Lexington Catholic)
5	Immanuel Quickley	G	6-3	185	Fr.	Havre de Grace, Md. (The John Carroll School)
4	Nick Richards	F	6-11	244	So.	Kingston, Jamaica (The Patrick School)
22	Reid Travis	F	6-8	238	Gr.	Minneapolis (Stanford University)
25	PJ Washington	F	6-8	228	So.	Dallas (Findlay Prep)

Head Coach: John Calipari (Clarion, 1982)
Associate Head Coach: Kenny Payne (Louisville, 2003)
Assistant Coaches: Tony Barbee (UMass, 1993)
 Joel Justus (UNC Wilmington, 2004)
Special Asst. to the Head Coach: John Robic (Denison, 1986)
Assoc. AD/Basketball Operations: Chris Woolard (UCLA, 1997)

Director of Basketball Admin.: Will Barton (Kentucky, 2013)
Strength Coach: Robert Harris (Kentucky State, 2009)
Athletic Trainer: Chris Simmons (Memphis, 2002)
Equipment Manager: Mark Evans (Kentucky, 2013)
Recruiting Analyst: Brady Kennedy (Kentucky, 2016)



POLLS, STATS, MEDIA INFO

Weekly Media Schedule

all times ET unless indicated otherwise

18 Fri.	19 Sat.	20 Sun.	21 Mon.	22 Tue.	23 Wed.	24 Thu.
Media: 2 p.m. Practice: 2:30 p.m. Travel day	at Auburn 3 p.m. CT ESPN	Practice: 2:30 p.m. No media availability	Media: 2 p.m. Practice: 2:30 p.m. John Calipari Show: 6 p.m.	vs. Mississippi State 7 p.m. ESPN	Off day	Practice: 2:30 p.m. No media availability

Communications & PR Staff



Eric Lindsey
Director
Cell - 859.619.0944
Email - eric.lindsey@uky.edu



Deb Moore
Associate Director
Cell - 859.559.5781
Email - deb.moore@uky.edu



Jake Most
Assistant Director
Cell - 516.996.3229
Email - jake.most@uky.edu

Media Information

CREDENTIAL REQUESTS

Requests for single-game credentials should be made as far in advance as possible and no later than five days prior to game day online at sportssystem.com/kentucky.

CREDENTIAL CRITERIA

The University of Kentucky's decision to issue credentials to a media outlet for the purposes of covering a UK basketball home or away event is determined by a variety of factors. They include the following:

- Amount of coverage given to Kentucky throughout the season
- Intention/ability to cover all 22 sports at Kentucky
- Distribution/size of publication: free, subscription, sale on newsstands, website traffic, etc.
- Radio or TV station program format and size of audience
- Length of existence of the publication, amount of original copy generated, number of full-time employees of the publication and the journalistic experience of the reporter(s)
- Attendance at Kentucky media sessions, including Olympic sport opportunities
- Space availability
- Professionalism, which includes but is not limited to conduct at games, press conferences, practices, on social media, etc.

The University of Kentucky has the right to revoke credentials under its own discretion.

INTERVIEW POLICIES-GENERAL

All interviews with University of Kentucky basketball players or staff members must be arranged through the Communications and public relations office. Media should never contact a player or coach directly.

The Wildcat Coal Lodge, dormitories, team locker rooms and other team quarters are private team areas. Media members are not permitted in these areas unless accompanied by appropriate university personnel.

PRACTICE/PRESS CONFERENCES

Other than announced exceptions, UK basketball practices are closed to the media. UK will accept requests to attend practice. All requests must be made by 10 a.m. the day before the practice. In cases in which practices are open to the media, no cell phones are allowed in the practice facility.

Player interviews are conducted prior to practices the day before a game and will be available to all UK media in the Joe Craft Center lower-level lobby. UK will accept requests for player interviews, but they must be submitted 24 hours prior to the scheduled availability.

Coach John Calipari or an assistant coach will meet with members of the media immediately following player interviews in the lower level lobby of the Joe Craft Center.

Gameday shoot-arounds are closed to the media.

TELEPHONE PLAYER INTERVIEWS

Telephone interviews are available to the media on a call-back basis. Individual player and coach telephone numbers will not be given to members of the media.

Players are instructed not to conduct interviews when contacted directly by telephone. The communications and public relations office will arrange for telephone interviews at a time most convenient for the student-athlete.

Other special requests are handled on a case-by-case basis.

POSTGAME INTERVIEWS

Following each game, there is a cooling-off period, during which time the players shower and dress. Approximately 10 minutes after the game ends, Coach Calipari conducts his postgame press conference while a player is taken to the UK Sports Network.

Following Coach Calipari's press conference and the cooling-off period, selected UK players are brought to the media interview room.

The Polls

Associated Press Top 25 Jan. 14

1. Duke (36)
2. Michigan (9)
3. Tennessee (13)
4. Virginia (6)
5. Gonzaga
6. Michigan State
7. Kansas
8. Texas Tech
9. Virginia Tech
10. Nevada
11. Florida State
12. Kentucky
13. North Carolina
14. Auburn
15. Marquette
16. Buffalo
17. NC State
18. Ole Miss
19. Maryland
20. Oklahoma
21. Houston
22. Villanova
23. Iowa
24. Mississippi State
25. Indiana

Receiving Votes: Louisville, Nebraska, Ohio State, Wisconsin, Iowa State, UCF, Purdue, Kansas State, St. John's, TCU, Murray State, Washington, Arizona, LSU, Seton Hall, South Carolina, Temple, Minnesota, Wofford, Cincinnati, Florida, Hofstra

USA Today Coaches Poll Jan. 14

1. Virginia (13)
2. Duke (6)
3. Tennessee (7)
4. Michigan (6)
5. Gonzaga
6. Michigan State
7. Virginia Tech
8. Kansas
9. Texas Tech
10. Nevada
11. Florida State
12. Auburn
13. Marquette
14. Kentucky
15. North Carolina
16. NC State
17. Houston
18. Buffalo
19. Oklahoma
20. Ole Miss
21. Villanova
22. Maryland
23. Mississippi State
24. Iowa
25. Indiana

Receiving Votes: Ohio State, Iowa State, Louisville, Central Florida, TCU, Nebraska, St. John's, Kansas State, Arizona, Minnesota, Furman, Arizona State, North Texas, Washington, Purdue, Wisconsin, LSU

UK in the Rankings

Team Rankings (through games on Jan. 16)

Category	Stat	SEC [NCAA]
Scoring	80.1	4th [48th]
Scoring Defense	67.5	5th [87th]
Scoring Margin	+12.6	3rd [33rd]
Free Throw %	.754	2nd [31st]
Field Goal %	.486	4th [28th]
Field Goal % Def.	.418	10th [95th]
3-Point FG %	.347	7th [157th]
3-Point FG % Def.	.363	13th [286th]
Rebounding Off.	38.3	6th
Rebounding Def.	28.3	1st
Rebounding Margin	+9.8	1st [7th]
Blocks Per Game	5.3	6th [18th]
Assists Per Game	14.3	8th [137th]
Steals Per Game	6.9	7th [136th]
Turnover Margin	+1.4	6th [116th]
Assists/TO Ratio	1.1	7th [152nd]
Off. Rebs. Per Game	12.0	4th [60th]
Def. Rebs. Per Game	26.3	7th [124th]
Def. Rebound %	.746	2nd
Off. Rebound %	.380	2nd
3-Point FG Per Game	6.0	14th [318th]

Individual Rankings

Category/Player	Stat	SEC [NCAA]
Assists Per Game/Hagans	3.5	T10th
Asst. to TO Ratio/Hagans	1.7	8th [193rd]
Def. Rebs. Per Game/Washington	5.4	8th [139th]
Double-Doubles/Washington	4	T4th [106th]
Double-Doubles/Johnson	2	T13th [249th]
Minutes Per Game/Johnson	30.3	17th
Off. Rebs. Per Game/Washington	2.6	9th [117th]
Rebounds Per Game/Washington	7.9	6th [115th]
Rebounds Per Game/Travis	6.4	12th
Points Per Game/Johnson	14.6	11th
Steals Per Game/Hagans	2.3	2nd [28th]

SEC Standings (through games on Jan. 16)

Team	SEC Record	Overall Record	Games Back
South Carolina	4-0 (1.000)	9-7 (.563)	0.0
Tennessee	4-0 (1.000)	15-1 (.938)	0.0
LSU	3-0 (1.000)	13-3 (.813)	0.5
Kentucky	3-1 (.750)	13-3 (.813)	1.0
Ole Miss	3-1 (1.750)	13-3 (.813)	1.0
Auburn	2-1 (.667)	13-3 (.813)	1.5
Alabama	2-2 (.500)	11-5 (.688)	2.0
Mississippi State	1-2 (.333)	13-3 (.813)	2.5
Arkansas	1-3 (.250)	10-6 (.625)	3.0
Florida	1-3 (.250)	9-7 (.563)	3.0
Georgia	1-3 (.250)	9-7 (.563)	3.0
Texas A&M	1-3 (.250)	7-8 (.467)	3.0
Missouri	0-3 (.000)	9-6 (.600)	3.5
Vanderbilt	0-4 (.000)	9-7 (.563)	4.0

Upcoming in the SEC

Jan. 19-26

Contest	Time	TV Network
Saturday, Jan. 19		
Florida at Georgia	Noon	CBS
Arkansas at Ole Miss	1 p.m.	SEC Network
Alabama at Tennessee	2 p.m.	ESPN2/U
Missouri at Texas A&M	3:30 p.m.	SEC Network
Kentucky at Auburn	4 p.m.	ESPN
South Carolina at LSU	6 p.m.	SEC Network
Mississippi State at Vanderbilt	8:30 p.m.	SEC Network
Tuesday, Jan. 22		
Auburn at South Carolina	6:30 p.m.	SEC Network
Mississippi State at Kentucky	7 p.m.	ESPN
Texas A&M at Florida	8:30 p.m.	SEC Network
Ole Miss at Alabama	9 p.m.	ESPN
Wednesday, Jan. 23		
Tennessee at Vanderbilt	7 p.m.	ESPN2/U
Georgia at LSU	7 p.m.	SEC Network
Missouri at Arkansas	9 p.m.	SEC Network
Saturday, Jan. 26		
Alabama at Baylor	Noon	ESPN2/U
Iowa State at Ole Miss	Noon	SEC Network
Florida at TCU	Noon	SEC Network
South Carolina at Oklahoma State	2 p.m.	ESPN2/U
Texas at Georgia	2 p.m.	ESPN2/U
Kansas State at Texas A&M	2 p.m.	ESPN2/U
Vanderbilt at Oklahoma	4 p.m.	ESPN2
West Virginia at Tennessee	4 p.m.	ESPN3
Arkansas at Texas Tech	6 p.m.	ESPN/2
LSU at Missouri	6 p.m.	SEC Network
Kansas at Kentucky	6 p.m.	ESPN
Auburn at Mississippi State	8:30 p.m.	SEC Network



NOTES

Honoring the Cats

Ashton Hagans

- SEC Freshman of the Week (Jan. 14)
- SEC Freshman of the Week (Dec. 24)

Tyler Herro

- USBWA Wayman Tisdale National Freshman of the Week (Jan. 2)
- NCAA.com National Player of the Week (Dec. 31)
- Bluegrass Sports Commission MVP of UK-Louisville Game (Dec. 29)
- SEC Freshman of the Week (Dec. 31)
- Jerry West Award Preseason Watch List

Keldon Johnson

- John R. Wooden Award Midseason Top 25
- SEC Freshman of the Week (Dec. 17)
- SEC Freshman of the Week (Nov. 26)
- John R. Wooden Award Preseason Top 50
- Citizen Naismith Trophy Early Season Watch List
- Julius Erving Award Preseason Watch List

Nick Richards

- Kareem Abdul-Jabbar Award Preseason Watch List

Reid Travis

- Lute Olson Award Midseason Watch List
- Senior CLASS Award Candidate
- John R. Wooden Award Preseason Top 50
- NABC Division I Player of the Year Watch List
- Citizen Naismith Trophy Early Season Watch List
- Preseason AP All-American Honorable Mention
- Preseason All-SEC First Team
- Karl Malone Award Preseason Watch List

PJ Washington

- John R. Wooden Award Preseason Top 50
- NABC Division I Player of the Year Watch List
- Citizen Naismith Trophy Early Season Watch List
- Preseason All-SEC Second Team
- NBC Sports Preseason All-America Fourth Team
- Karl Malone Award Preseason Watch List

Tracking the Cats

Charges Drawn

- Quade Green - 2
- Nick Richards - 2
- Keldon Johnson - 1
- Immanuel Quickley - 1
- EJ Montgomery - 1
- PJ Washington - 1

First Sub

- Nick Richards - 9
- Immanuel Quickley - 15
- Quade Green - 4
- Ashton Hagans - 4
- EJ Montgomery - 2
- Reid Travis - 2

Five-Second Violations

- Forced by Kentucky - 2
- Forced by Opponent - 0

Shot-Clock Violations

- Forced by Kentucky - 13
- Forced by Opponent - 2

Tipoffs

- Won by Kentucky - 6
- Won by Opponent - 10

Traditional 3-Point Plays

- Reid Travis - 8
- Ashton Hagans - 5
- PJ Washington - 5
- Keldon Johnson - 3
- Quade Green - 1
- Tyler Herro - 1
- Immanuel Quickley - 1

Traditional 4-Point Plays

- Jemarl Baker Jr. - 1

Hagans, Bench Leads Kentucky to Rout of Georgia

Ashton Hagans knew he was going to get booed returning to his home state. It sure didn't seem to bother him.

With the crowd jeering each time he touched the ball, Hagans scored a career- and game-high 23 points in a brilliant all-around performance that led No. 12/14 Kentucky to a 69-49 rout of Georgia on Tuesday night.

Hagans, a freshman point guard, initially committed to Georgia while still in high school but wound up signing with Kentucky.

That change of heart -- largely the result of a coaching change by the Bulldogs -- made Hagans a convenient villain for the sellout crowd at Stegeman Coliseum.

"When I heard the crowd booing me, it was just like, 'Let me just go out here and put on a show,' " he said. "I'm at home. I played good in front of the home crowd, even though I was getting booed. But other than that, I had my family here. I'm just happy they saw me play."

Hagans reached double figures for the fifth game in a row and eclipsed his previous high, 18 points a week ago against Texas A&M. But the youngster's contribution went much deeper on the stat sheet -- he also had five rebounds, four assists and four steals for the Wildcats (13-3, 3-1 Southeastern Conference).

"Coach put me in a role. He let me have the ball more. He let me find the open guys," Hagans said. "I'm just going back to playing my game like I did in high school: finding my shooter, attacking the basket, looking for my bigs. I'm just loving how I'm playing these past couple of games. I've got to keep it going."

Hagans seemed to be pressing a bit in the early going, missing his first four shots. After that, he was pretty much unstoppable.

"It rattled him early," coach John Calipari said of the booing. "It inspired him later."

The Bulldogs (9-7, 1-3) led by five in the opening minutes before going to the locker room down 35-31. Hagans took control after halftime, leading Kentucky to its third straight victory. He knocked down a 3-pointer just ahead of the shot-clock buzzer, darted into the lane to scoop one in, and took off on another layup set up by his own steal to open the second half.

Just like that, Kentucky pushed the lead into double figures, 42-31. It was no contest after that. In the closing minutes, as most of the red-clad fans headed for the exits, a sizable contingent of Wildcat fans chanted, "Go Big Blue!"

Nicolas Claxton led Georgia with 12 points. The Bulldogs shot only 30.4 percent (17 of 56) from the field, their season and Kentucky's second-best defensive performance of the season.

- UK is now 246-5 when leading by at least 10 points at any time in the contest. The Wildcats have led by 10 points or more in a whopping 85.4 percent of John Calipari's 288 wins at Kentucky
- Kentucky is now 235-40 vs. unranked competition under Calipari
- Georgia totaled 49 points. UK is 67-0 under Calipari when keeping the opponent at 55 points or less, including 3-0 this season
 - o It's the second straight game the Wildcats have held the opponent to 50 points or less. That's the first time UK has done that since holding South Carolina (Feb. 14, 2015) and Tennessee (Feb. 17, 2015) to 43 and 48 points, respectively, during the 2014-15 season
 - o It was the fifth time in the Calipari era UK held an opponent to 50 or fewer points on the road and first since Tennessee's 48 points in Feb. 2015
- UK improved to 170-15 under Calipari when keeping the opponent at 40 percent or less, including 6-0 this season
- After Georgia scored via dunk for its five field goals of the game, the Wildcats limited Georgia to 12 points in the paint the rest of the way UK won that category overall, 40-22. UK is now 11-2 when winning the points in the paint.
- Hagans had career highs in points (23) and rebounds (5). He extended his school-record streak of three or more steals in a game to six with four thefts vs. the Bulldogs
- UK got great production from its bench. Nick Richards had four points, seven boards and three blocks. EJ Montgomery chipped in with six points, six boards and a swat. Jemarl Baker Jr. had a career-high-tying six points
- Kentucky's 20-point win over Georgia in Stegeman Coliseum is its fifth victory by at least 20 points and first since Jan. 18, 2009 (won by 23)

Auburn-Kentucky Meet for Eighth Time as Ranked Foes

Saturday's matchup between No. 12/14 Kentucky and No. 14/12 Auburn will mark the eighth time in the series' history the teams will meet while both are ranked in the Associated Press Top 25 and the first since No. 24 Auburn took on No. 4 Kentucky on Jan. 22, 2003. K

Kentucky owns a 92-19 all-time record in the series, including a 30-15 advantage when the game is played in Auburn. UK also has a lead in the series during the seven prior meetings when the teams were both ranked with a 6-1 edge.

John Calipari and Bruce Pearl have matched up head-to-head with ranked squads on four occasions, splitting the meetings 2-2. Calipari is 9-5 all-time against Pearl. Here's a breakdown of the series when the teams have both been ranked in the AP Top 25:

- | | |
|--|--|
| No. 8 Kentucky 67, No. 24 Auburn 51 (Jan. 22, 2003 Lexington, Ky.) | No. 11 Kentucky 63, No. 5 Auburn 60 (Jan. 3, 1987 Auburn, Ala.) |
| No. 4 Auburn 66, No. 20 Kentucky 63 (Jan. 11, 2000 Auburn, Ala.) | No. 6 Kentucky 84, No. 16 Auburn 64 (Feb. 11, 1984 Lexington, Ky.) |
| No. 14 Kentucky 69, No. 4 Auburn 57 (March 6, 1999 SEC Tournament) | No. 3 Kentucky 75, No. 3 Auburn 56 (Feb. 21, 1959 Lexington, Ky.) |
| No. 7 Kentucky 72, No. 6 Auburn 62 (Jan. 20, 1999 Lexington, Ky.) | |

Tough Stretch on the Way

Already tasked with playing one of the toughest schedules in the country, Kentucky is headed for a buzzsaw over the next week. UK will take on three straight Associated Press Top 25 teams in No. 14 Auburn (Jan. 19), No. 24 Mississippi State (Jan. 22) and No. 7 Kansas (Jan. 26).

It's the first time since the 2015 NCAA Tournament UK will face three consecutive foes ranked inside the top 25 and the first time in the regular season since the final three games of the 2005-06 season.

UK's reward for getting through this particular three-game stretch? Back-to-back road games at Vanderbilt (Jan. 29) and Florida (Feb. 2).

Big-Game Cal, Cats

John Calipari's teams aren't just good against the best teams in the country, they're great. Not only does Kentucky have a 53-27 record (.663) vs. Associated Press Top 25 teams, UK is 5-4 when both teams are ranked in the AP top five under Calipari.

All-time, Calipari is 11-8 when both teams are ranked in the AP top five. When both teams are ranked in the AP Top 25, Calipari's all-time record is 76-50, including a 45-23 mark at Kentucky. When both are ranked in the top 10 he has a 24-16 record, including 13-9 at UK.

This weekend's matchup will mark the seventh top-15 (Associated Press Top 25) matchup between Southeastern Conference schools under Calipari and the fifth in the regular season. UK is 5-1 and 3-1 in those respective games.

This will mark the fourth time UK has played a top-15 opponent on the road in the SEC in the Calipari era. Kentucky hasn't beaten a top-15 SEC foe on the road since March 1, 2006.

S-E-C! S-E-C! S-E-C!

Kentucky has the unquestionable reputation as the league's gold standard. Since the SEC's inception in 1932-33, the Wildcats have been the most dominant team in the league, recording a 985-279 mark (.779) in regular-season conference play. Only two other teams have won more than 700 regular-season SEC games (Alabama and Tennessee), and no other team has a better winning percentage.

- Kentucky has averaged 11.6 wins and only 3.3 losses per season in 85 seasons in the SEC
- UK has won 48 SEC titles and 31 SEC Tournament championships
- The Wildcats have won 16 of the last 26 SEC Tournament titles
- Kentucky has won at least a share of five of the last nine SEC regular-season championships under head coach John Calipari
- UK has played in the championship game of the SEC Tournament in eight of Calipari's nine seasons, winning the tournament six times, including each of the last four



2018-19 Lead-Deficit Comparison

Opponent	Biggest Lead	Biggest Deficit	Biggest Run	Changes	Ties	Led	Trailed	Result
vs. Duke	None	37 (2nd)	7-0	0	0	0:00	39:14	L, 118-84
S. ILLINOIS	12 (2nd)	8 (1st)	9-0	5	3	17:40	19:31	W, 71-59
N. DAKOTA	38 (2nd)	4 (1st)	15-0	5	2	35:45	1:32	W, 96-58
VMI	19 (2nd)	2 (1st)	12-0	8	6	31:53	2:20	W, 92-82
WINTHROP	26 (2nd)	1 (1st)	11-0	2	0	39:22	0:21	W, 87-74
TENNESSEE ST.	20 (2nd)	6 (1st)	11-0	3	2	29:28	8:45	W, 77-62
MONMOUTH	47 (2nd)	N/A	11-0	0	2	38:53	0:00	W, 90-44
UNCG	17 (2nd)	5 (1st)	10-0	5	5	16:52	19:45	W, 78-61
vs. Seton Hall	8 (1st)	4 (2nd)	8-0	13	11	24:19	7:40	L, 84-83 ^{OT}
UTAH	28 (2nd)	8 (1st)	13-0	2	2	33:21	5:06	W, 88-61
vs. N. Carolina	12 (2nd)	3 (1st)	5-0	2	4	35:33	2:53	W, 89-72
at Louisville	16 (2nd)	3 (1st)	11-0	3	3	36:24	1:09	W, 71-58
at Alabama	5 (1st)	11 (2nd)	10-0	10	9	10:10	25:49	L, 77-75
TEXAS A&M	14 (1st)	10 (1st)	13-0	1	0	30:13	8:09	W, 85-74
VANDERBILT	11 (2nd)	12 (1st)	7-0	1	2	18:48	19:52	W, 56-47
at Georgia	20 (2nd)	5 (1st)	11-0	3	3	30:52	6:14	W, 69-49
at Auburn								
MISSISSIPPI ST.								
KANSAS								
at Vanderbilt								
at Florida								
SOUTH CAROLINA								
at Mississippi St.								
LSU								
TENNESSEE								
at Missouri								
AUBURN								
ARKANSAS								
at Tennessee								
at Ole Miss								
FLORIDA								
BIGGEST/MOST	47	37	15-0	13	11	39:22	39:14	
TOTALS						430:33	168:22	

- The SEC won the Big 12/SEC Challenge for the first time with a 6-4 margin in 2018
- Eight teams made the 2018 NCAA Tournament field, the second most of any league in the country and a new conference record. The league went 8-8
- Five teams from the SEC rank in the Associated Press Top 25 with three more receiving votes
- Eight SEC schools rank in the top 75 and four are in the top 25 of the NCAA's Jan. 14 NET rankings
- The SEC's .747 winning percentage entering conference play was its second-best winning percentage in the last 10 years, behind only last season's .763 mark

Hagans' Defense-First Mentality Making History

Ultimately the game of basketball is about who can score the most points, but if John Calipari was to write down some of the most important things that affect a basketball game, scoring would not be near the top of the list.

No player has had a bigger impact than Ashton Hagans doing the "other" things, especially defensively. Embracing his role as a defensive stopper, he has underscored the notion that there are other ways to affect the game than just scoring the ball.

Consider this: He's averaging 7.6 points on the season (although, he's averaging 12.0 since taking over a starting role), but he's been one of the most important players in Kentucky's improved play because of his defensive talents. Take, for example, the North Carolina win. Hagans scored seven points, but his fingerprints were all over the outcome, especially on the defensive end, where he tied a school record with eight steals (previously set by Wayne Turner on Nov. 24, 1997, vs. George Washington and Rajon Rondo on Feb. 19, 2005, vs. Mississippi State).

UNC head coach and Hall of Famer Roy Williams said it best: "Ashton Hagans is 2 for 6, seven points, and I thought in some ways he was more dominating in the game than anybody."

In some ways, it was reminiscent of Anthony Davis' 2012 national championship game performance. In that game, Davis made just 1 of 10 shots but was the most dominant player on the floor because of what he did defensively. He blocked six shots, came up with three steals and grabbed 16 rebounds en route to Final Four Most Outstanding Player honors.

Hagans' 2.3 steals per game is not only ranked second in the Southeastern Conference and fourth nationally among all freshmen, he's ranked first in the country in steals per game among freshmen who are averaging 25.0 minutes or less per game. Hagans' steal rate per 40 minutes is 3.8 for the season, and over his last six games that number rises to 5.6 steals per outing.

Hagans has corralled at least three steals over the last six games. He's believed to be the only player in school history with such a streak (since steals became an official NCAA statistic in 1985-86). According to STATS, he's the first major-conference freshman with three or more steals in six or more straight games since Kansas' Mario Chalmers did it six straight games from Jan. 11-28, 2006. Beyond that, Chris Paul achieved the feat 10 straight games in the 2003-04 season.

It's still early in the season but Hagans has entered himself in the conversation for the most steals in single-season school history. Rajon Rondo owns the record with 87 steals in 2004-05. Through 16 games that season, Rondo had 43 steals. Hagans has 36 to this point, but Rondo only played in 34 games that season.

And it's worth noting that as Hagans' defensive stock has been on the rise, his offensive numbers have followed. He's scored seven or more points in eight of the last 10 games, including back-to-back-to-back career-high scoring days vs. Louisville (11), Alabama (12) and Texas A&M (18), followed by a 15-point effort vs. Vanderbilt. Hagans then topped it with a career-high 23-point effort in his homecoming on the road at Georgia.

In addition to his scoring out put, he's also dished out three or more assists in all 10.

And the Award Goes to ... Kentucky (and Hagans)!

As John Calipari's team has dominated the Southeastern Conference during his tenure, so too have his players.

The aforementioned Ashton Hagans, who has dominated opponents defensively and seen an uptick in his offensive game recently (see previous note), is the latest Wildcat to win a weekly SEC award. The freshman from Cartersville, Georgia, was tabbed SEC Freshman of the Week on Monday after averaging a team-best 16.5 points, 4.5 assists and 4.0 steals per game in victories vs. Texas A&M and Vanderbilt.

Hagans scored a career-high 18 points vs. the Aggies, his third straight game with a career high, before recording a game-high-tying 15 vs. the Commodores. He also had five thefts against Texas A&M and a game-high three vs. Vandy.

Offensively, his efficiency against the Aggies and Commodores was impressive. He shot 73.3 percent from the floor with seven made field goals against Vanderbilt marking a career-best total. He drained 10 of 11 free throws, both career-high marks against Texas A&M.

Kentucky has won more weekly SEC honors (94) than any other school during the Calipari era, including 76 SEC Freshman of the Week honors and 18 SEC Player of the Week awards.



NOTES

CATS IN THE NBA

At the beginning of the 2018-19 season, 31 former Wildcats were on an opening-day roster, more than any other school in the country. The following listing is as of opening day.

Name	Team
Bam Adebayo	Miami Heat
Eric Bledsoe	Milwaukee Bucks
Devin Booker	Phoenix Suns
Isaiah Briscoe	Orlando Magic
Willie Cauley-Stein	Sacramento Kings
DeMarcus Cousins	Golden State Warriors
Anthony Davis	New Orleans Pelicans
Hamido Diallo	Oklahoma City Thunder
De'Aaron Fox	Sacramento Kings
Wenyen Gabriel	Sacramento Kings
Shai Gilgeous-Alexander	Los Angeles Clippers
Andrew Harrison	Memphis Grizzlies
Enes Kanter	New York Knicks
Michael Kidd-Gilchrist	Charlotte Hornets
Brandon Knight	Phoenix Suns
Kevin Knox	New York Knicks
Skal Labissiere	Sacramento Kings
Trey Lyles	Denver Nuggets
Jodie Meeks	Milwaukee Bucks
Darius Miller	New Orleans Pelicans
Malik Monk	Charlotte Hornets
Jamal Murray	Denver Nuggets
Nerlens Noel	Oklahoma City Thunder
Patrick Patterson	Oklahoma City Thunder
Alex Poythress	Atlanta Hawks
Julius Randle	New Orleans Pelicans
Rajon Rondo	Los Angeles Lakers
Karl-Anthony Towns	Minnesota Timberwolves
Tyler Ulis	Chicago Bulls
Jarred Vanderbilt	Denver Nuggets
John Wall	Washington Wizards

Several former Wildcats are among the NBA league leaders in the major statistical categories. Stars are through Jan. 16. Former UK players are in **BOLD**.

Points Per Game

1. James Harden (Rockets) - 35.4
- 3. Anthony Davis (Pelicans) - 29.4**
- 14. Devin Booker (Suns) - 24.3**
- 17. Karl-Anthony Towns (Timberwolves) - 22.2**

Rebounds Per Game

1. Andre Drummond (Pistons) - 15.1
- 3. Anthony Davis (Pelicans) - 13.5**
- 78. Karl-Anthony Towns (Timberwolves) - 12.4**
- 12. Enes Kanter (Knicks) - 11.0**
- 20. Julius Randle (Lakers) - 9.2**

Assists Per Game

1. Russell Westbrook (Thunder) - 10.6
- 73. John Wall (Wizards) - 8.7**
- 8. De'Aaron Fox (Kings) - 7.3**
- 11. Devin Booker (Suns) - 6.9**

Blocks Per Game

1. Myles Turner (Pacers) - 2.76
- 2. Anthony Davis (Pelicans) - 2.60**
- 8. Karl-Anthony Towns (Timberwolves) - 1.93**
- 14. Nerlens Noel (Thunder) - 1.44**

Steals Per Game

1. Russell Westbrook (Thunder) - 2.57
- 7. De'Aaron Fox (Kings) - 1.82**
- 9. Anthony Davis (Pelicans) - 1.75**
- 719. John Wall (Wizards) - 1.53**

Field-Goal Percentage

1. Rudy Gobert (Jazz) - .652
- 16. Julius Randle (Pelicans) - .546**
- 17. Enes Kanter (Knicks) - .543**

Double-Doubles

1. Embiid/Gobert - 37
- 4. Anthony Davis (Pelicans) - 32**
- 9. Karl-Anthony Towns (Timberwolves) - 28**
- 14. Enes Kanter (Knicks) - 25**
- 16. Julius Randle (Pelicans) - 21**

UK has won five SEC Freshman of the Week awards already this season. Hagans and Keldon Johnson have each won it twice and Tyler Herro has won once as well.

Super Herro

For each of the last 10 seasons with John Calipari at the helm, he's stressed a number of things: Every player is on his own path. Every player must embrace a role and focus on the areas of his strengths which in turn better the team. Finally, he asks every player to continue to impact the game beyond scoring.

For Tyler Herro, determining a role and figuring out the college game took a little more time than many expected after a prolific performance in the Bahamas. Over his first six games, Herro averaged a respectable 10.0 points per game. He was shooting 39.3 percent from the field and 29.6 percent from 3-point range. Known as an explosive scorer, he knocked down just two or more 3s in just two of the six games.

But then, something clicked. The game slowed down. He found ways to get his shot off. His offensive play was sparked by his defensive effort. Beginning with a 16-point, eight-rebound, five-steal effort against Monmouth on Nov. 28, Herro's game has gone to another level.

Over the last 10 games, he's averaging a team-best 14.9 points per game and reached double figures in nine of the 10. He's shooting 47.4 percent from the floor and 33.3 percent from deep. He's also drained multiple 3-pointers in seven of the 10 games.

His breakthrough performance came in the form of a career-high 24-point effort on the road at Louisville, which marked the second-most points ever by a UK freshman against its archrival. He was named the Bluegrass Sports Commission's MVP of the game and then went on to win the USBWA Wayman Tisdale's National Freshman of the Week honor. NCAA.com named him its national player of the week, and he took home SEC Freshman of the Week accolades.

As Kentucky continues to navigate its way through the next half of its schedule, Herro's development offensively will continue to evolve. But, it will also be important for him to continue to impact the game should team's try to take him away. Over the last 10 games, Herro is also averaging 4.7 rebounds per game, 1.8 assists and 1.1 steals.

Hold Them to 55 Points, 40 Percent

Defense has always been a recipe for success for the Wildcats under John Calipari. The special ingredient: 55 points. UK is a perfect 67-0 under Calipari when holding the opponent to 55 points or fewer, including 3-0 this season. The Wildcats are 161-7 (.958) under Calipari when limiting the opponent to 63 points or less. Kentucky's 61-59 loss to Tennessee in 2017-18 snapped a 60-game winning streak when holding the opponent to 63 or less.

Kentucky has also fared well when it keeps its opponents to less than a 40-percent field-goal clip from the floor. UK is 170-15 (.919) against opponents under Calipari when its field-goal percentage is 40 percent or lower.

UK has limited each of its last two opponents to 50 points or less (47 to Vanderbilt and 49 to Georgia). That's the first time that's happened since Feb. 14, 2015 vs. South Carolina (43) and Feb. 17, 2015 against Tennessee (48).

Kentucky Picked to Win 49th SEC Title

With a mix of seasoned veterans and another crop of talented newcomers, Kentucky will once again be the hunted. Of course that's the same mantra every season, but a select panel of media confirmed the standard for 2018-19 when it voted the Wildcats to win their sixth regular-season title under 10th-year head coach John Calipari.

Should Kentucky achieve the feat, it would mark the program's 49th overall regular-season title.

It's the 14th time since the 1998-99 season the Wildcats are the overall preseason favorite. Calipari has directed his teams to regular-season SEC crowns in 2010, 2012, 2015, 2016 and 2017. Kentucky has claimed the SEC Tournament title in each of the last four seasons and six in all, winning in 2010, 2011, 2015, 2016, 2017 and 2018.

Each school selected media members that cover their team and additional media from across the nation were selected by the conference office to comprise the voting panel. Points were compiled on a 14-13-12-11-10-9-8-7-6-5-4-3-2-1 basis. Each media member also voted for two All-SEC teams.

Travis, Washington Tabbed Preseason All-SEC

In a league as talented as it's ever been, Reid Travis and PJ Washington were tabbed preseason All-Southeastern Conference picks by both the league's coaches and the league's media.

Travis and Washington were both picked to the first team by the league's coaches. Travis was tabbed a first-team selection by the media while Washington was picked for the second team. Both players, along with Keldon Johnson, received at least one vote for the preseason pick for SEC Player of the Year by the media.

Kentucky has featured at least one player on the coaches' final All-SEC First Team since the 2006-07 season.

Measurables



Top Wing Span

1. Nick Richards - 7'5"
2. PJ Washington - 7'3"
3. Reid Travis - 7'0.25"
4. EJ Montgomery - 6'11.5"
5. Keldon Johnson - 6'8.75"

Top Vertical

1. Immanuel Quickley - 37.0"
- T2. Johnson/Richards/Washington - 36.50"
5. Ashton Hagans - 36.0"
6. Reid Travis - 35.5"

Top Hand Width

1. Nick Richards - 10.5"
2. PJ Washington - 10.25"
3. EJ Montgomery - 10.0"
4. Ashton Hagans - 9.75"
5. Jemarl Baker Jr. - 9.25"



Comeback Cats

Kentucky came back from double-digit deficits in back-to-back games against Texas A&M and Vanderbilt. It was the first time that's happened since the Wildcats rallied from two straight double-figure holes at West Virginia and vs. Vanderbilt last January. The last time UK did it three straight times was vs. Florida, Vanderbilt and Texas A&M to end the 2016-17 regular season.

Both comeback victories this season had common denominators: slow starts. UK fell behind 10-0 to Texas A&M before trailing Vanderbilt 16-4 on Saturday.

Said John Calipari after the Vanderbilt hole: "We've got to figure out how we start games. It's getting ridiculous. It's five halves in a row where we just start the game and we're getting smashed."

Kentucky only fared slightly better vs. Georgia but still trailed 11-6.

The obvious plus from the last three games is that UK found a way to fight back in both of the games and did so in fairly quick order. Against Texas A&M, Kentucky led by 12 at halftime, and after allowing Vanderbilt to score 22 points in the first 8:34 of Saturday's game, the Wildcats' defense limited the Commodores to just 25 points over the final 31:26 of game time.

Oddly enough, Vanderbilt has been at the wrong end of a number of double-digit comebacks:

- Jan. 12, 2019 - UK rallied from 12 down in the first half to win
- Jan. 30, 2018 - Kentucky came back from a 14-point deficit for the victory in overtime
- Feb. 28, 2017 - The Wildcats stormed back from a 19-point first-half hole for a dramatic victory over the Commodores
- Jan. 22, 1997 - UK trailed by 22 late in the first half in Nashville, Tenn., but found a way to rally and win

Washington Shows Ability to be 'as Good as any Player'

PJ Washington has shown the ability to be a very good college player. He's also shown the ability to be an elite, first-round NBA Draft type of player. It's that difference -- from good to great -- that has John Calipari wanting more from his sophomore forward.

Three displays of dominance from Washington were a pair of neutral-site performances and one on the road against good competition. In New York vs. Seton Hall, Washington scored a career-high 29 points to go along with 12 rebounds, a career-high-tying four blocks and four assists. Washington ignited the Wildcats early, was Kentucky's go-to player late in the game with 16 of the Wildcats' final 33 points in regulation and overtime, and was clutch at the free-throw line, making a career-best 12 of 13 from the charity stripe.

Then vs. No. 9/10 North Carolina, Washington put his full arsenal of skills on display with a memorable all-around performance. He posted 11 points, 10 rebounds and a career-high eight assists, just missing out on the fourth triple-double in school history. He settled for his team-leading fourth double-double of the season in just 11 games.

At Louisville, Washington displayed another all-around performance. He had five points, eight boards, three assists, a steal and another career-high-tying four blocks in 34 minutes of play.

Earlier this season, Washington had a dominant three-game stretch vs. North Dakota, VMI

and Winthrop in which he averaged 21.0 points, 12.0 rebounds and 2.7 assists. Included in that stretch was a 25-point game that featured a career-best four 3-pointers, back-to-back double-doubles and a career-high 18-rebound game against VMI.

All told, Washington is averaging 11.8 points on the season and a team-best 7.9 rebounds while shooting 51.2 percent from the floor. He's also posting 2.0 assists and 1.1 blocks per game.

Here's the catch: If Washington can display dominating performances like he did vs. UNC, Seton Hall, North Dakota, VMI and Winthrop, he should be doing it every game, his coach believes.

"That's who he should be the whole game," Calipari said following the Seton Hall performance. "That's who you are. Why aren't you getting 35 and 20? ... If that's who you are and you're making free throws and you're doing the things that you're doing, you're as good as any player in the country. Be that guy every night."

Johnson the Catalyst?

Arguably the most dangerous component of this Kentucky team -- and perhaps one of the main reasons UK started the season No. 2 in both major polls, the sixth time under John Calipari that the Wildcats have been ranked in the top three in both polls -- is UK's depth and number of options to attack opponents. Just about any player can go for 20 or more points on any given night.

Take, for instance, PJ Washington, who already has two games of 25 or more points. Then there's Reid Travis, who has scored more than 1,600 career points. Or Tyler Herro, who can catch fire and throw up a big number in the blink of an eye.

But to this point, the most consistent scorer has been Keldon Johnson.

That Johnson leads UK in scoring at 14.6 points per game isn't a surprise; but it's been his consistency and his efficiency that has started to turn heads.

When one considers that freshmen are typically plagued by bouts of inconsistency as they learn good shot selection and how hard it is to compete on a nightly basis at the college level, Johnson seems to be humming right along with all but three games in double figures.

Johnson has scored 20 or more in four games this season, but more importantly, he's experiencing success without shooting a ton of balls or doing so at an inefficient rate. He's making 50.0 percent of his shots, he's averaging 4.9 free-throw attempts per game and he's become one of Kentucky's most consistent 3-point shooters with a 38.9-percent clip.

The ability to make the 3-ball in recent weeks has elevated Johnson's game to another level. After making just six of his first 19 attempts over the first eight games, he made 15 3-pointers over a six-game stretch.

As of Jan. 15, Johnson is the only freshman in the country averaging at least 14.5 points per game, shooting at least 50 percent from the field, at least 38 percent from 3-point range and made at least 20 3s.

Calipari, who earlier in the season wondered who would step up and be the "catalyst" of this team, may have found him.

UK's Record vs. AP Ranked Opponents and as an AP Ranked Opponent Under Cal

Kentucky (RK)	Opponent Rank																									RV	NR	TOTAL
	1	2	3	4	5	6	7	8	9	10	11	12	13	14	15	16	17	18	19	20	21	22	23	24	25			
1	-	0-1	0-1	1-0	2-0	2-0	-	2-0	1-0	-	0-1	-	-	-	2-0	1-0	1-0	-	1-0	3-0	1-0	-	-	-	6-2	46-2	69-7	
2	-	-	-	0-1	1-0	0-1	-	-	-	-	1-0	1-0	-	1-0	-	1-0	1-0	0-1	-	-	-	-	-	-	4-0	23-0	32-3	
3	-	-	-	1-0	-	-	-	-	0-1	-	-	1-0	-	-	-	-	-	-	0-1	-	-	-	-	-	1-0	17-0	20-2	
4	-	0-1	-	-	-	-	-	-	-	-	-	-	-	1-0	-	-	-	-	-	-	-	-	-	-	1-0	1-0	6-2	9-3
5	-	-	-	-	-	0-1	-	-	-	1-0	-	-	-	-	-	-	-	-	-	-	-	-	-	1-0	-	8-0	10-1	
6	-	-	-	-	-	-	1-0	1-0	0-1	-	-	-	-	-	-	-	-	1-0	-	-	-	-	-	-	1-0	6-0	10-1	
7	-	-	-	0-1	-	-	-	-	-	-	-	-	-	-	-	-	-	-	-	-	-	-	-	-	-	2-1	2-2	
8	-	-	-	-	-	-	-	-	-	-	-	1-0	-	-	-	-	-	-	-	-	-	-	-	0-1	2-3	11-0	14-4	
9	-	-	-	-	-	-	-	-	-	-	-	-	-	-	-	-	-	-	-	-	-	-	-	-	-	3-2	3-2	
10	-	-	-	-	-	-	-	-	-	-	-	-	0-1	-	-	-	-	-	-	-	-	-	-	-	0-3	10-1	10-5	
11	1-0	-	-	-	-	-	1-0	0-1	-	-	-	1-0	-	-	-	0-1	-	-	-	2-0	-	-	-	-	-	6-1	11-3	
12	-	-	-	-	-	-	-	-	-	-	-	-	-	-	1-0	-	-	-	-	-	-	-	-	-	1-0	2-1	4-1	
13	-	-	-	-	-	-	-	-	-	-	-	-	-	-	-	-	-	-	-	-	-	-	-	-	-	6-2	6-2	
14	-	-	0-1	-	-	-	-	-	-	-	-	-	-	-	-	-	-	-	-	-	-	-	-	-	1-1	7-1	8-3	
15	-	-	-	-	-	-	-	-	-	-	-	1-0	-	-	-	-	-	-	-	-	-	-	-	-	1-0	3-0	5-0	
16	-	-	-	-	-	-	-	-	-	-	-	-	-	-	-	1-0	-	-	-	-	-	-	-	-	2-0	4-1	7-1	
17	-	-	-	-	-	-	-	-	-	-	-	-	-	-	-	-	-	-	-	-	-	-	1-1	-	-	3-2	4-3	
18	-	-	-	-	-	-	-	-	-	-	-	-	-	-	-	-	-	-	-	-	-	0-1	-	-	3-2	6-2	9-4	
19	-	-	-	1-0	-	-	-	-	1-0	-	-	-	-	-	-	-	-	-	-	-	-	-	-	-	-	2-0	4-0	
20	-	-	-	0-1	-	-	-	-	-	-	-	-	-	-	-	-	-	-	-	1-0	-	-	-	-	-	3-1	4-2	
21	-	-	-	-	-	-	-	-	-	-	-	-	-	-	-	-	-	-	-	-	-	-	-	-	1-0	2-1	3-1	
22	-	-	-	-	-	-	-	-	-	-	-	1-0	-	-	-	-	-	-	-	-	-	-	-	-	1-0	5-1	7-1	
23	-	-	-	-	-	-	-	-	-	-	-	-	-	-	-	-	-	-	-	-	-	-	-	0-1	3-0	3-1		
24	-	-	-	-	-	-	-	-	-	-	-	-	-	0-1	-	-	-	-	-	-	-	-	-	-	0-1	0-2		
25	0-1	-	-	-	-	-	0-1	-	-	-	-	-	-	-	-	-	-	-	-	-	-	-	-	-	1-1	1-3		
RV	0-1	1-0	-	-	1-0	-	2-0	-	0-1	-	1-0	1-0	-	-	-	0-1	-	-	-	-	-	-	-	-	-	-	6-3	
NR	-	-	-	0-1	-	-	-	-	-	-	1-0	-	-	-	1-0	-	-	-	-	-	-	-	-	-	-	-	2-1	
TOTAL	1-2	1-2	0-2	3-4	4-1	2-1	4-1	3-0	2-2	1-2	1-1	4-0	5-0	1-1	1-1	4-0	3-0	1-2	1-1	1-1	4-0	3-0	1-2	1-1	1-0	Total	263-61	
																										Total	53-27	



NOTES

Points Per Possession

Game	Off. PPP	Def. PPP
vs. Duke	1.02	1.44
SOUTHERN ILLINOIS	1.04	0.87
NORTH DAKOTA	1.35	0.82
VMI	1.31	1.17
WINTHROP	1.10	0.94
TENNESSEE STATE	1.07	0.86
MONMOUTH	1.30	0.64
UNC GREENSBORO	1.10	0.86
vs. Seton Hall	1.06	1.08
UTAH	1.40	0.97
vs. North Carolina	0.96	0.87
at Louisville	1.15	0.94
at Alabama	0.96	0.99
TEXAS A&M	1.16	1.01
VANDERBILT	1.00	0.84
at Georgia	1.06	0.75
at Auburn		
MISSISSIPPI STATE		
KANSAS		
at Vanderbilt		
at Florida		
SOUTH CAROLINA		
at Mississippi State		
LSU		
TENNESSEE		
at Missouri		
AUBURN		
ARKANSAS		
at Tennessee		
at Ole Miss		
FLORIDA		

Overall

UK offensive high - 1.40 vs. UTAH
 UK offensive low - 0.96, twice, last at Alabama
 Kentucky SEC offensive high - 1.16 vs. TEXAS A&M
 Kentucky SEC offensive low - 0.96 at Alabama
 Kentucky postseason high -
 Kentucky postseason low -
 Opponent offensive high - 1.44, Duke
 Opponent offensive low - 0.64, MONMOUTH
 Opponent SEC offensive high - 1.01, TEXAS A&M
 Opponent SEC offensive low - 0.75, at Georgia
 Opponent postseason high -
 Opponent postseason low -

Clutch Free Throws

Free-throw totals during a single-digit game with 5:00 to play or OT:

Player	FTs (Pct.)
Quade Green	4-4 (1.000)
Immanuel Quickley	4-4 (1.000)
Ashton Hagans	4-6 (.667)
Tyler Herro	2-3 (.667)
Keldon Johnson	4-6 (.667)
PJ Washington	8-13 (.615)
Reid Travis	3-5 (.600)
Nick Richards	1-2 (.500)
EJ Montgomery	0-1 (.000)

Kentucky 30-44 (.682)

Travis a Candidate for Senior CLASS Award

Reid Travis is one of 30 candidates for the Senior CLASS Award the organization announced. Honoring student-athletes who excel both on and off the court, the candidates must be classified as an NCAA Division I senior and have notable achievements in four areas of excellence in community, classroom, character and competition to be eligible for the award.

An acronym for Celebrating Loyalty and Achievement for Staying in School, the Senior CLASS Award focuses on the total student-athlete and encourages students to use their platform in athletics to make a positive impact as leaders in their communities.

Ten finalists will be named in February and placed on the official ballot for a nationwide vote from fans, coaches and media. The winner will be announced during the 2019 NCAA Men's Final Four in Minneapolis in April.

Travis graduated from Stanford University in June with a degree in science, technology and society before transferring to Kentucky as a graduate student this summer. He is enrolled in UK's master's program in health promotion with an emphasis in sport leadership. Travis is intrigued by career aspirations in technology entrepreneurship after his time in Silicon Valley.

While at Stanford, he served the Ronald McDonald house once a month, interacting with families and serving dinner. The Cardinal became close with one particular patient, Ty from Lake Tahoe, and the squad adopted him as a member of their team. Ty spent time at practices and games while getting treatment at Stanford. Additionally, Travis has been a mainstay as a volunteer alongside his mom, Jacqueline, at their hometown church in Minneapolis. He's assisted her with setups and the organization of various meals and mass preparation.

While at Kentucky, he helps oversee the execution of UK's God's Pantry initiative as a part of his "Good Deeds" project. He is a part of the organization of stuffing bagged lunches and deliveries to local elementary schools. The entire team participated in Samaritan's Feet in the Bahamas and worked with the Salvation Army at Thanksgiving.

On the court, he is a two-time first-team All-Pac 12 selection. He was named to the National Association of Basketball Coaches All-District First Team and the U.S. Basketball Writers Association All-District team a season ago. Travis capped his career with the Cardinal having become one of just three players in program history to amass at least 1,400 career points and 700 rebounds in fewer than 100 games played. He ranked third in the Pac-12 in both scoring (19.5 points per game) and rebounding (8.7 rebounds per game) while scoring in double-figures in all but one game.

This season, Travis is averaging 12.8 points and 6.4 rebounds per game for the 13-3 Wildcats. He's connecting on 53.0 percent of his field goals and 70.2 percent of his free throws. Just 16 games into his career with UK, he's blocked 13 shots, already the most he's had in a single season during his career.

Cats Trying to Shore up 3-Point Defense Woes

John Calipari-coached teams are typically among the best in the country at defending the 3-point shot.

Dating back to 2008-09 (the first season the NCAA has 3-point field-goal percentage defense statistics readily available), Calipari's last 10 teams (including his 2008-09 Memphis squad) have ranked in the top 100 in all but one season in 3-point field-goal percentage defense. Three of those have ranked in the top 10 and not a single team allowed opponents to shoot better than 32.6 percent from behind the arc.

As a matter of fact, if one factors in Calipari's teams at UK, Memphis and UMass, only two teams have ever allowed the opposition to shoot better than 35.0 percent for a season and 14 of his prior 26 teams limited the opposition to 32.0 percent or less.

It's been a different story this season.

Punctuated by VMI's historic 3-point display in the middle of November, a performance that included 19 3-pointers -- the most ever by a Kentucky opponent -- and 10 by Bubba Parham, opponents are making 36.3 percent of their long-range shots against UK and making 8.1 3-point field goals per game.

Winthrop followed the historic VMI performance with 13-pointers of its own, and after a three-game improvement vs. Tennessee State, Monmouth and UNC Greensboro, Seton Hall hit 11. Five Kentucky opponents have hit 10 or more 3-pointers this season.

In other words, it doesn't just *seem* like Kentucky's foes are making more perimeter shots than they normally do; they *are*.

There is no question Kentucky needs to make some improvements on the perimeter, but perhaps there are other factors involved as well.

First, the season is only halfway through. Sixteen games isn't

a season-defining sample size, and if history tells us anything, the numbers will return to the median. If no other Calipari team has allowed opponents to shoot better than 32.6 percent from behind the arc, chances are Kentucky's current 3-point field-goal percentage defense will continue to get better.

The other could be the opponents. Up until Monmouth, Kentucky's opponents were all 3-point-shooting-happy teams.

At the time, five of the first six opponents UK faced ranked in the top 80 in 3-point field goal percentage and three ranked in the top 20 in 3-point field goals made per game. Sometimes a good offense just beats a good defense, and though Calipari would be the first to tell you the defense needs to get significantly better, part of the early-season perimeter struggles on defense could just be buzzard's luck in scheduling good 3-point shooting teams.

Entering the game against Georgia, Kentucky's 3-point field-goal percentage defense ranked 326th in the country. After holding the Bulldogs to a mere 14.8-percent (4 of 27) performance, UK moved to 286th in the nation as of Jan. 15. Perhaps the Cats are now trending in the right direction.

Cats Not Counting on the Long Ball

While Kentucky has struggled to defend the 3, it hasn't relied on it offensively even though John Calipari think this could be his best 3-point shooting team at Kentucky.

UK is generating just 22.5 percent of its points from 3-pointers, ranked 342nd in the country, according to KenPom.com (through games on Jan. 15). Although Calipari believes this is one of his best 3-pointer shooting teams, he's also called this more of a post-up team, and the numbers show it, as UK is taking just 17.3 3-point attempts per game.

But, it should be noted that while the numbers are low compared to the rest of the country, they're about the norm for Calipari's past Kentucky teams. There's an old expression in basketball that you live by the 3 or die by the 3, but UK has generally done neither under Calipari.

In fact, the Wildcats' 3-point field-goal attempt percentage of 30.0 percent is about average for Calipari's previous Kentucky teams, as is the make percentage of .347 (see numbers below).

Calipari would like to see his teams take between 20 to 24 3-point attempts per game, which UK has done five times this season but just once in the first eight games.

Year	Pct. of Attempts that were 3s	3-Point FG Pct.
2009-10:	.313	.331 (lowest)
2010-11:	.324 (highest)	.397 (highest)
2011-12:	.265	.378
2012-13:	.293	.346
2013-14:	.276	.332
2014-15:	.271	.349
2015-16:	.310	.366
2016-17:	.316	.353
2017-18:	.258 (lowest)	.357
2018-19:	.300	.347

Cats Cleaning the Glass

Although this Kentucky team isn't quite as long in the frontcourt as some of John Calipari's more recent teams, and has hit a bit of a downward stretch where its been outrebounded in three of the last seven games, it has rebounded the ball in dominating fashion this season and the proof is in the numbers.

UK has corralled 192 offensive rebounds on the season and snared 18 or more offensive rebounds against Southern Illinois, North Dakota and VMI. The Cats have hauled in double-digit offensive rebounds in 11 of 16 games.

That rate has propelled the Wildcats to ninth in KenPom.com's rankings for offensive rebounding percentage at 38.0 percent (through games on Jan. 15). The advantage on the offensive glass has enabled the Wildcats to average 11.2 second-chance points per game.

Prior to the Utah game, Kentucky had outrebounded eight consecutive opponents by a combined 138 rebounds, an average of plus-17.3 per game. It was the best eight-game stretch under Calipari. For the season, UK is plus-157. The 9.8 per game rebounding margin ranks seventh in the country (through games on Jan. 15).

After an off rebounding night vs. Utah, Kentucky returned to its season dominance by outrebounding North Carolina, which entered the Dec. 22 game as best offensive rebounding team in the country, by 10. UK limited the Tar Heels to just five offensive boards.

Three Wildcats are averaging 5.2 rebounds or more per game, but sophomore PJ Washington has led the way with 7.9 boards per game. He's grabbed seven or more rebounds in 11 of the last 14



games, including double-figure outings in back-to-back games vs. VMI and Winthrop.

Washington grabbed a career-high 18 boards in the win over VMI with seven offensive boards and 11 on the defensive end.

The remarkable thing is Washington's 18-rebound game isn't even the best of the season. Against Southern Illinois, Nick Richards gobbled up a career-high 19 rebounds -- exactly what SIU totaled as a team -- to help lift Kentucky to a plus-29 margin on the boards. According to Big Blue History, a comprehensive fan website, it's the first time in school history a UK player has recorded as many rebounds as the opponent.

Richards had nine boards on the offensive end vs. SIU -- tied for the most in the Calipari era -- and 10 on the defensive end. The 19 total boards were the most by a Wildcat since Michael Kidd-Gilchrist had 19 in a win over Louisville on Dec. 31, 2011.

The two games by Washington and Richards marked the first time since the 2011-12 season that two different Wildcats have hauled in 18 or more in the same season. Kidd-Gilchrist (19 vs. Louisville) and Anthony Davis (18 vs. Chattanooga on Dec. 17, 2011) were the last tandem to turn the trick.

Taking Advantage of Free Points

One of Kentucky's strengths this season has been its success at the free-throw line. UK is earning 22.5 percent of its points at the charity stripe and connecting at a 75.4-percent rate. Kentucky's free-throw rate is ranked 39th in the country, according to KenPom.com (through games on Jan. 15), while its make percentage is 30th in the nation.

Six players are shooting 70.2 percent or better, led by freshman Tyler Herro's 87.9 percent.

Kentucky's strong performance at the line isn't relegated to its success rate of makes, but also the frequency in which the Cats are getting to the line and the number of makes per game. Through 16 games, Kentucky is traveling to the line an average of 23.9 times a game. The Wildcats are making an average of 18.0 a game. The opposition is averaging 10.6 makes on an average of 15.3 trips a game.

John Calipari's best free-throw shooting team at Kentucky shot 72.6 percent in 2014-15. The 2013-14 squad averaged the most trips (28.7) and makes (19.5) per game under Calipari's tutelage. UK's current free-throw percentage of .754 would be the highest since the 2008-09 team shot at a 77.3-percent clip.

Taking Care of Business

Kentucky's 53-27 record vs. opponents ranked in the Associated Press Top 25 in John Calipari's tenure is impressive, but the Wildcats' ability to beat all-comers can't be overlooked. Under Calipari, UK is 235-40 vs. unranked competition, an .855 winning percentage.

National Domination

It took 117 seasons of basketball to do, but Kentucky has finally pulled off the rare and impressive feat of having defeated a team from all 50 states in the country.

North Dakota was the lone state from which the Wildcats had never played an opponent (nor, obviously, beaten one). UK finally had the opportunity in November and took care of business with a 96-58 win.

North Dakota is one of five states UK has played only once, the other four being Delaware, New Mexico, South Dakota and Vermont.

Tennessee -- not Kentucky -- is the state that UK has played more games, won more contests and dropped more matchups against than any other state because of Southeastern Conference rivals Tennessee and Vanderbilt.

Cats Deliver the Knockout Punch

UK is 246-5 (.980) in the John Calipari era when leading by at least 10 points at any time in the contest.

When Kentucky failed to put away South Carolina in 2017-18 after leading by as many as 14 points in the second half, it was the first time the Wildcats let a double-digit lead wind up in a loss since losing two such games in the 2015-16 campaign.

UK also blew two double-digit leads during the 2012-13 season. Four of the five losses have been to conference opponents.

Perhaps most impressive of all is that 70.7 percent of games Calipari has coached in at Kentucky have produced 10-point leads at some point during the game for UK. The Wildcats have led by 10 points or more in a whopping 85.4 percent of Calipari's 288 career wins at Kentucky.

Bounce Back

The Wildcats don't lose very often during the John Calipari era, but when they do, they almost always bounce back. UK improved to 47-12 under Calipari following its loss to Alabama with a win over Texas A&M.

The Wildcats have only lost back-to-back games 12 times during the Calipari era with three of those losses having come during a four-game losing streak from Feb. 3-14, 2018. That was the first four-game losing streak under Calipari.

Previously, the last time UK lost four games in a row was in February 2009, when the Wildcats dropped four straight games to end the regular season. It's the first time Calipari had lost four straight since the end of the 2004-05 season at Memphis.

Always Efficient

According to Ken Pomeroy's calculations on kenpom.com, UK's teams under John Calipari have consistently ranked among the most efficient teams in the country per possession.

Year	Offense (Rank)	Defense (Rank)	Overall
2019	113.9 (26)	92.0 (15)	12th
2018	115.8 (24)	95.4 (22)	17th
2017	119.1 (12)	91.4 (7)	4th
2016	120.4 (5)	98.0 (53)	6th
2015	119.3 (5)	86.5 (2)	1st
2014	117.6 (10)	96.9 (41)	11th
2013	108.8 (42)	99.1 (129)	42nd
2012	122.9 (2)	88.2 (9)	1st
2011	118.1 (7)	90.4 (15)	6th
2010	116.1 (15)	86.2 (6)	3rd

through games on Jan. 15

Calipari Plans to Redshirt for 2018-19

Junior Brad Calipari plans to redshirt for the 2018-19 season. If he doesn't play this season, he will have two seasons of eligibility remaining. He will continue to practice and travel with the team.

The two-time Southeastern Conference Academic Honor Roll member is on track to graduate in three years with a degree in communication. After that he plans to pursue graduate school.

Calipari has played in 27 career games in his first two seasons as a Wildcat and has recorded 11 points and five rebounds. He played in five of UK's six exhibition games in the preseason, totaling three points, three rebounds and two assists in 40 minutes. He played eight minutes vs. Transylvania but did not appear in the final tune-up against Indiana University of Pennsylvania.

Best in the Bluegrass

Kentucky has been dominant against teams in the state under John Calipari. With Saturday's win over Louisville, Kentucky is 17-2 against in-state foes with Calipari at the helm.

The mark also includes a 10-2 mark vs. Louisville. Two of the victories over the Cardinals came in postseason play. UK had its four-game winning streak snapped in 2016-17 but has won all five meetings played in Rupp Arena, including a 29-point blowout in 2017-18, the third-biggest margin of victory in the history of the series. Louisville's two wins have come by a combined six points.

Here's a list of the meetings between the state's two premier programs since Calipari took over at UK:

- Jan. 2, 2010 - UK won 71-62 at Rupp Arena
- Dec. 31, 2010 - UK won 78-63 at the KFC Yum! Center
- Dec. 31, 2011 - UK won 69-62 at Rupp Arena
- March 31, 2012 - UK won 69-61 at the Superdome (NCAA Final Four in New Orleans)
- Dec. 29, 2012 - Louisville won 80-77 at the KFC Yum! Center
- Dec. 28, 2013 - UK won 73-66 at Rupp Arena
- March 28, 2014 - UK won 74-69 at Lucas Oil Stadium (NCAA Sweet 16 in Indianapolis)
- Dec. 27, 2014 - UK won 58-50 at the KFC Yum! Center
- Dec. 26, 2015 - UK won 75-73 at Rupp Arena
- Dec. 21, 2016 - Louisville won 73-70 at the KFC Yum! Center
- Dec. 29, 2017 - UK won 90-61 at Rupp Arena
- Dec. 29, 2018 - UK won 71-58 at the KFC Yum! Center

2018-19 Lineup Comparison

A breakdown of Kentucky's most used lineups, including a breakdown of each lineup's +/- statistics:

Most Frequent Lineups	Total Minutes	Points For	Points Against	+/-	+/- per 40 min.
Hagans, Johnson, Herro, Travis, Washington	120:56	261	236	+25	+8.27
Johnson, Herro, Travis, Washington, Quickley	49:16	87	75	+12	+9.74
Johnson, Herro, Travis, Richards, Quickley	23:31	48	48	0	0.00
Hagans, Johnson, Herro, Travis, Montgomery	23:24	48	43	+5	+8.55
Johnson, Herro, Washington, Richards, Quickley	18:46	39	32	+7	+14.92
Johnson, Herro, Washington, Quickley, Montgomery	18:34	46	31	+15	+32.32
Hagans, Johnson, Herro, Washington, Richards	18:30	38	27	+11	+23.78
Johnson, Herro, Travis, Quickley, Montgomery	17:08	40	21	+19	+44.36
Hagans, Herro, Travis, Washington, Baker	14:57	28	26	+2	+5.35
Hagans, Herro, Washington, Travis, Quickley	14:33	21	22	-1	-2.75



NOTES

Keep a Watchful Eye on These Cats

Stocked full of some of the nation's top talent, a handful of Wildcats are on a number of national watch lists to begin the season. In mid-January, Keldon Johnson was named to the Wooden Award midseason watch list for player of the year and Reid Travis is on the midseason list for the Lute Olson All America Team:

- Tyler Herro - Jerry West Award (Naismith Memorial Basketball Hall of Fame's best shooting guard)
- Keldon Johnson - John R. Wooden Award preseason and midseason (Los Angeles Athletic Club National Player of the Year), Citizen Naismith Trophy (Atlanta Tipoff Club NPOY), Julius Erving Award (HOF's best small forward)
- Nick Richards - Kareem Abdul-Jabbar Award (HOF's best center)
- PJ Washington - National Association of Basketball Coaches Division I Player of the Year, John R. Wooden Award, Citizen Naismith Trophy, Karl Malone Award (HOF's best power forward)
- Reid Travis - Lute Olson Award, NABC Division I Player of the Year, John R. Wooden Award, Citizen Naismith Trophy, Karl Malone Award (HOF's best power forward), Senior CLASS Award

Baker Making up for Lost Time

Redshirt freshman guard Jemarl Baker Jr. made his much-anticipated debut vs. Seton Hall in New York. After redshirting last season and missing the first eight games of the 2018-19 season, Baker made his Kentucky debut late in the second half vs. the Pirates.

Baker did not record any statistics other than a minute of action, but it was an important minute for a player who has waited a long time to get on a college court in game action. He made his home debut against Utah and then really entered the regular rotation in a high-profile game with 15 key minutes -- a career high -- vs. No. 9/10 North Carolina.

Although he failed to score in the win vs. the Tar Heels, he showed his scoring ability in the late action vs. Utah and with a first-half 3-pointer at Louisville. Encouraged by John Calipari to shoot when he has the opportunity, Baker drilled a pair of 3-pointers on two attempts in just two minutes vs. the Utes for his first collegiate points. He was then a difference maker in UK's first SEC win of the season with four points, three assists and a rebound in 13 minutes vs. Texas A&M. John Calipari said he "changed the complexion" of the game because he was a "willing passer."

The sharpshooting guard out of Menifee, California, missed all of last season after undergoing knee surgery. He returned to full action over the summer but was withheld from game action, including the Bahamas, because of a few instances of swelling.

He averaged 17.1 points, 4.1 assists and 3.5 rebounds as a senior at Eleanor Roosevelt High School.

Kentucky Signs Allen, Maxey

The first two dominoes of what expects to be another stellar Kentucky recruiting class fell this week with the official commitments of highly coveted prospects Tyrese Maxey and Don-taie Allen.

Both signed national letters of intent during the fall signing period and will be eligible to play for Kentucky starting with the 2019-20 season.

Maxey is a consensus top-10 player and a five-star prospect. Allen was a fast-riser in the recruiting rankings this summer and is a four-star prospect.

In every season in the Calipari era, the Wildcats have signed a top-three recruiting class according to the Recruiting Services Consensus Index, which tallies major recruiting rankings and plugs them into a formula to calculate a consensus ranking.

UK can only comment on prospective student-athletes who have signed official paperwork to play at Kentucky.

- Allen - At 6-foot-6, 200 pounds, Allen is a wing player by definition because of his ability to play both the guard and forward positions. His ability to shoot and handle the ball bodes well for where the game is trending towards, but he'll also pose matchup problems for smaller defenders because of his athleticism and size. He dominated the Kentucky high school scene during his junior season, averaging 31.8 points and 11.4 rebounds for Pendleton. He shot 59.1 percent from the floor and 39.6 percent from 3-point range. He's ranked as high as No. 54 by Rivals. He's the first player from the state of Kentucky to sign a national letter of intent with UK since Dominique Hawkins and Derek Willis, who were both part of the class of 2013 (current freshman Zan Payne joined the team as a walk-on in the spring and did not sign an NLI)
- Maxey - A combo guard out of Garland, Texas, Maxey is a gifted scorer. He averaged 22.5 points, 7.0 rebounds, 3.1 assists and 2.3 steals per game last season while leading South Garland High School to the state semifinals. He was one of the leading scorers on the Nike summer circuit this past season. At 6-foot-4, 185 pounds, Maxey can play both guard positions because of his ability to put the ball in the basket, but he projects as a lead guard at the next level. Maxey is ranked as high as No. 7 overall by ESPN and No. 9 by Rivals. 247 Sports tabs him as the 10th-best overall player in his class. Perhaps his crowning prep achievement to this point was leading USA Basketball to a gold medal at the 2018 FIBA Americas Championship. With Maxey's contributions, Team USA posted a 6-0 record in St. Catharines, Canada. Maxey averaged 8.8 points and 2.0 rebounds during the run

Forever Young

When PJ Washington, Quade Green (who has now transferred) and Nick Richards, three key pieces on the 2017-18 Southeastern Conference Tournament championship team, decided to return for their sophomore seasons, it marked a big boost in returning talent.

The trio accounted for 2,224 minutes, 905 points, 434 rebounds, 157 assists and 64 blocks a season ago. They combined for 80 starts in 2017-18. That's a lot by the John Calipari era

standard.

As a matter of fact, throw in the returning reserves Brad Calipari and Jonny David and UK returned its highest percentage of minutes (33.1 percent), points (32.0 percent) and rebounds (30.6) since the 2014-15 team that went 38-1 and advanced to the Final Four. And that's not even factoring in a graduate transfer (Reid Travis) with more than 100 career starts.

But, to call this team experienced would be inaccurate -- at least according to Ken Pomery's experience rankings.

A year after checking in with the least amount of experience in the history of the KenPom.com rankings, UK is near the bottom once again.

Through the first 16 games of the season, Kentucky ranks 351 out of 353 teams in terms of experience with an average age of 0.66 years. It's the least experienced Power 5 team in the country, according to KenPom.

And according to one NCAA survey, UK is one of just 16 schools with one or fewer scholarship players that are seniors or graduate transfers. That same survey revealed that Kentucky is tied nationally for the second-most players who are sophomores or younger on scholarship.

Having said all that, it does rank as one of Calipari's most experienced teams at Kentucky, and that's important. Every team but one in the Calipari era has made the NCAA Tournament, but Calipari's best teams have always combined young talent with a few returning pieces.

The 2009-10 squad with John Wall and DeMarcus Cousins had veteran Patrick Patterson. The 2010-11 Final Four team had DeAndre Liggins and Josh Harrellson. The 2011-12 national championship team boasted three key returners in Terrence Jones, Doron Lamb and Darius Miller. The 2013-14 national runner-up squad featured Alex Poythress and Willie Cauley-Stein. And then the 2014-15 team that nearly ran the table had both Poythress and Cauley-Stein back again in addition to Andrew and Aaron Harrison and Dakari Johnson.

Kentucky's Schedule as Good as it Gets

Kentucky's schedule is always among the toughest in the country but this season's might be the best of the John Calipari era.

UK faced the likes of Duke (Nov. 6) in Indianapolis in the State Farm Champions Classic, Seton Hall (Dec. 8) in Madison Square Garden in the Citi Hoops Classic, Utah (Dec. 15) in Rupp Arena, North Carolina (Dec. 22) in Chicago in the CBS Sports Classic and concluded December with a road game at Louisville (Dec. 29). UK will also face Kansas (Jan. 26) in Rupp Arena as a part of the SEC/Big 12 Challenge.

And that's just the nonconference slate.

The Southeastern Conference featured eight teams in the NCAA Tournament a season ago. UK will play three of those teams twice.

The Wildcats will face 16 teams that played in the postseason in 2018, including 12 in the NCAA Tournament. UK's competition combined to go 526-356 (.596) last season.

Thirteen teams finished the 2017-18 season with an RPI in the top 50 and seven ended the season in one of the major two polls.

Kentucky's nonconference schedule will see the Wildcats play in premier venues such as the United Center in Chicago (vs. UNC), Bankers Life Fieldhouse in Indianapolis (vs. Duke) and Madison Square Garden in New York (vs. Seton Hall), plus a difficult road game at Louisville.

Five of UK's nonconference opponents played in the NCAA Tournament last season. According to a survey among NCAA schools, that's tied for the third most in the country.

Seven Kentucky opponents entered the 2018-19 season ranked in the Associated Press Top 25, including four top-10 opponents in Kansas (1), Duke (4), Tennessee (6) and North Carolina (8). Four more teams sit just outside the top 25 and received votes.

UK Leads Nation with 31 Players on NBA Rosters

Every year the numbers gets bigger and wilder, but the bottom line remains the same: No school can match the Kentucky men's basketball team's ability to develop players and put them in the NBA.

A whopping 31 players on NBA opening-day rosters (including two-way, inactive and suspension lists) played and finished their college basketball careers at the University of Kentucky, the nation's most prolific NBA player-producing program in the country. UK's 31 players were once again the most of any college basketball program, beating the next-closest school (Duke with 25) by six players.

Of the 31 players in the NBA to start the 2018-19 season, 6.3 percent played and finished their college basketball careers at UK. There are actually fewer teams without a Wildcat (11) than there are NBA teams featuring Wildcats (19).

Kentucky's NBA dominance was best represented in Sacramento, Denver, New Orleans and Oklahoma City, where a combined 13 Wildcats now play at the highest level of the game. Former UK stars Willie Cauley-Stein, De'Aaron Fox, Wenyen Gabriel and Skal Labissiere call Sacramento their home; Trey Lyles, Jamal Murray and Jarred Vanderbilt play for Denver; Anthony Davis, Darius Miller and Julius Randle are in New Orleans; and Hamidou Diallo, Nerlens Noel and Patrick Patterson suit up for OKC.

Three other franchises -- the Milwaukee Bucks (Eric Bledsoe, Jodie Meeks) the Charlotte Hornets (Michael Kidd-Gilchrist, Malik Monk) and the New York Knicks (Enes Kanter, Kevin Knox) -- opened the season with at least two Wildcats apiece.

Of the 31 Wildcats on an opening-day NBA roster, coach John Calipari has coached 29 of them. With Tyreke Evans (Indianapolis Pacers) and Derrick Rose (Minnesota Timberwolves), who played for Calipari at Memphis, Calipari has coached 31 players on 2018-19 opening-day rosters.

Using figures compiled by basketball-reference.com and spotrac.com, Calipari-coached players only (which includes Rose and Evans but not Meeks or Rondo) have amassed nearly \$1.9 billion in career NBA contracts (\$1.87 billion). In the nine seasons Calipari has been the head coach at Kentucky, his players have totaled more than \$1.5 billion in NBA contracts.

In just the 2018-19 season alone, UK players are slated to make almost \$190 million. Calipari-coached players only (which includes Rose and Evans but not Meeks or Rondo) will make nearly \$195 million.



Among the most noteworthy performances of the season so far:

- Fox not only posted his first career triple-double on Nov. 1, he became the youngest player in league history to record 30 or more points, 15 or more assists, and 10 or rebounds in a game. He joined LeBron James as the only players in NBA history to record 30-point triple-doubles before their 21st birthday
- Devin Booker hit the game-winning shot at the buzzer vs. the Memphis Grizzlies on Nov. 4
- Kanter became the first Knick since 1970-71 to record 20 points and 20 rebounds off the bench with his 23-point, 24-rebound effort vs. the Bulls on Nov. 5
- Murray just missed out on becoming the eighth former Calipari player to score 50 or more points in a game with a career-high 48 points vs. the Celtics on Nov. 5
- Randle recorded a triple-double vs. the San Antonio Spurs on Nov. 19. In the process, he became just the fourth player in NBA history to record a triple-double in 25 minutes or less
- Davis reached 10,000 points on Nov. 21, becoming the eighth-youngest player to do so
- Kanter recorded his fourth career 20-20 game as a Knick on Nov. 25. He's one of eight players to have done it four times with the Knicks
- Knox scored 26 points off the bench on Dec. 1 to become the youngest player in franchise history to score 20 or more points
- On Dec. 9, Knox joined LeBron James as just the second player in NBA history with at least 25 points and 15 rebounds as a teenager. He also became just the second Knicks rookie over the last 35 years with 25 points and 15 rebounds in a game
- Davis tallied his 15th career 40-point, 15-rebound effort on Dec. 10. Only Shaquille O'Neal (19) has more over the last 35 years in the NBA
- On Dec. 16, John Wall became the second player in Washington's history to have multiple career games with 40 or more points and 10 or more assists
- Davis scored 48 points and had 17 rebounds on Dec. 28, marking his ninth career game with 45-plus points and 15-plus boards. It's the most of any player since the ABA-NBA merger. Shaquille O'Neal is second with seven such games. Davis has amassed 48-plus points and 17-plus boards four times in his career. Since 2004, the entire NBA has combined to amass those numbers just once
- On Jan. 3, Knox was named the Eastern Conference Rookie of the Month for his play during the month of December. He led the conference's rookies in scoring (17.1 ppg), 3-pointers (33), was second in rebounding (6.0 rpg) and led all rookies in minutes (34.9 mpg). He's the sixth different former UK player to win a Rookie of the Month honor
- Murray scored 34 of his 36 points in the second half on Jan. 3 in a win over the Kings. It was the most points scored in a half by a Nuggets player since Carmelo Anthony had 36 in the second half vs. Minnesota on Dec. 10, 2008
- On Jan. 8, Noel charted his 20th consecutive game with at least one block, marking the longest such streak in the NBA this season
- Towns posted monster numbers on Jan. 12 vs. the Pelicans, recording 27 points, a career-high 27 rebounds and four blocks. According to the Timberwolves, he's one of just five players in NBA history to post those numbers or better
- According to the Athletic, as of Jan. 12, 12 former Kentucky players have scored at least 25 points in a game this season, 14 have grabbed at least 10 rebounds in a game and seven have dished at least 10 assists in a game
- Davis recorded his 10th 45-point, 15-rebound game on Jan. 14. He's the only player since at least 1983 to have 10 or more, according to Basketball Reference
- Knox became the sixth-youngest player in NBA history to score 30 or more points in a game on Jan. 14. Booker is among those top six

Four Drafted in 2018; Five Make NBA Rosters

Kentucky's aforementioned presence in the NBA was bolstered by yet another strong NBA Draft. Four players -- Hamidou Diallo (45th), Shai Gilgeous-Alexander (11th), Kevin Knox (ninth) and Jarred Vanderbilt (41st) were all selected in the 2018 NBA Draft.

Wenyen Gabriel went undrafted but proved himself worthy of a chance with a team with a great summer of workouts and NBA Summer League showing. Ultimately the Sacramento Kings signed him to a two-way deal.

In nine seasons with John Calipari at the helm, Kentucky has churned out three No. 1 selections, 26 first-rounders, 19 lottery picks and 35 total players in the NBA Draft. The 35 draft picks are nearly twice as many as the next school (Duke). With another surge of first-round picks, Kentucky has more first-round selections (36) than any other school in the NBA lottery era (since 1985).

Football Success Spells Basketball Glory?

The Kentucky football team enjoyed a historic season in 2018. The Wildcats accomplished all sorts of firsts, set school records and competed for a conference championship until late in the season. UK ultimately finished with 10 wins for the first time since 1977, punctuated by a victory over Penn State in the VRBO Citrus Bowl.

So what in the world does that have to do with Kentucky basketball?

Well, if you're into historical omens, past football success has coincidentally served as a precursor to the ultimate college basketball accomplishment. In the previous two fall seasons that UK football won at least 10 games, in the fall of 1950 and the fall of 1977, Kentucky basketball followed with a national championship in the spring of 1951 and the spring of 1978.

Can the basketball Wildcats make it three for three?

Davis Inducted into UK Athletics Hall of Fame

Anthony Davis was inducted into the UK Athletics Hall of Fame as a member of the 2017 class in September.

Davis led UK to the 2012 national championship with one of the most dominating seasons by a freshman in college basketball history. A winner of virtually every major national award, Davis was tabbed, among others: National Player of the Year, NCAA Final Four Most Outstanding Player, NCAA Consensus First Team All-American, National Freshman of the Year, Southeastern Conference Player of the Year, SEC Defensive Player of the Year and SEC Freshman of the Year.

The 2011-12 Wildcat guided UK to a 38-2 record and an SEC regular-season championship while shattering the single-season school record for blocks in a season with 186, which ranks as the fourth in NCAA history.

Davis was selected No. 1 overall in the 2012 NBA Draft and is now in his seventh season in the league. He's a five-time NBA All-Star, a three-time All-NBA First Team member, the 2017 NBA All-Star MVP and a 2012 Olympic gold medalist.

Success Rate

The Wildcats received an NCAA award in the spring of 2018 for placing in the top 10 percent of all men's basketball teams in the country in the NCAA's annual Academic Progress Rate. UK scored a perfect 1,000. It's the fourth straight year the men's basketball team received the award and the fifth time since 2009.

The APR provides a real-time look at a team's academic success by the progress of each student-athlete on scholarship. The APR measures academic eligibility, retention and graduation. The scores are a four-year composite, covering the 2013-14 through 2016-17 school years.

Every Division I sports team across the nation calculates its APR each academic year, similar to a report card. Scholarship student-athletes each semester earn one point for remaining eligible and one point for staying in school or graduating.

UK has received a perfect 1,000 mark in each of the last five single-year APR rates.

The NCAA cut score to compete in the 2017-18 postseason is a 930 four-year APR. Teams scoring below 930 can face consequences intended to direct additional focus on academics. Those penalties can include practice restrictions and playing-season reductions.

Kentucky to Remain in Champions Classic through 2022

The State Farm Champions Classic, perhaps the signature annual event of the college basketball regular season, will continue through 2022 with Kentucky a part of it.

The Champions Classic, a neutral-site doubleheader featuring UK, Duke, Kansas and Michigan State, has added three more years to the current series, which was played in Indianapolis this season and New York next year. The additional three years will bring the event back to Chicago in 2020, New York in 2021 and Indianapolis in 2022.

UK, which played Duke this season at Bankers Life Fieldhouse in Indianapolis to tip off the season, will get Michigan State in 2019, Kansas in 2020, Duke in 2021 and Michigan State in 2022.

The event has been one of the most-watched collegiate events since its inception in 2011 with millions of fans tuning in every year. The series, which pits four programs that have a combined 18 national championships, 56 Final Four appearances and four Naismith Memorial Basketball Hall of Fame coaches, has been tightly bunched. Duke leads the pack with a 5-3 record, UK and Kansas are tied at 4-4, and Michigan State trails with a 3-5 mark.

Kentucky is also still a part of the CBS Sports Classic, which is currently under contract through 2019. UK will play North Carolina on Dec. 22 in Chicago as a part of that series and Ohio State on Dec. 21, 2019, in Las Vegas.

Green Transfers from Kentucky

Sophomore guard Quade Green decided in December to transfer from the University of Kentucky. He will play at Washington next season.

"I have loved my time at Kentucky and love Coach Cal and the staff," Green said. "This was a difficult decision and one I didn't take lightly. However, after talking with my family and the coaching staff, I just felt like it was best that I explore other opportunities for my athletic and academic future. I have enjoyed my time at Kentucky and I'll never forget the Big Blue Nation for its love and its support."

Green appeared in 43 games for the Wildcats over parts of two seasons, averaging 9.0 points and 2.6 assists per game. He was third on the 2017-18 team as a freshman with 41 3-pointers and had made 11 of 26 this season (42.3 percent).

The Philadelphia native started 13 of 34 games in 2017-18 and was averaging 17.8 minutes per game this season. He played a key role on the 2018 Southeastern Conference Tournament championship team, topping double figures 17 times, including six of his final 11 games played. He had three or more assists in 17 games last season. Green hit the game-winning layup in a comeback victory vs. Vanderbilt.

"I met with Quade yesterday and we talked through a lot of different things," UK men's basketball head coach John Calipari said. "The thing that struck me most is what a great kid Quade is. He felt like he was in a position that he couldn't overcome and he had the maturity to come in and sit down and talk through it with me."

"Quade has my full support with this decision. We haven't had many kids leave, but when we do, we always support them and, in just about every case, stay in touch with each other. I hope that will be the case with Quade."

Wins vs. Losses

Result	FG%	Opp. FG%	3-Pt. FG%	Opp 3-Pt. FG%	FT%	RPG	APG	TOPG	BPG	SPG	PPG	Opp PPG
Wins	.499	.399	.369	.343	.747	38.9	14.2	13.6	5.5	7.6	80.0	61.6
Losses	.435	.492	.255	.440	.776	35.7	15.0	13.7	4.3	3.7	80.7	93.0



KENTUCKY BY THE NUMBERS

Date	Opponent	Result	Points	Rebounds	Blocks	Steals	Assists
N.6	#4/3 Duke ¹	L, 118-84	Johnson - 23	Herro - 9	Herro - 2 [^]	Johnson - 1	Herro - 5
N.9	SOUTHERN ILLINOIS	W, 71-59	Two tied - 15	Richards - 19 [^]	Richards - 3 [^]	Quickley - 2	Two tied - 3
N.14	NORTH DAKOTA ²	W, 96-59	Washington - 25 [^]	Johnson - 10 [^]	Two tied - 2 [^]	Herro - 5 [^]	Green - 5 [^]
N.18	VMI ²	W, 92-82	Travis - 22	Washington - 18 [^]	Montgomery - 3 [^]	Two tied - 2 [^]	Hagans - 4 [^]
N.21	WINTHROP ²	W, 87-74	Washington - 19 [^]	Washington - 11 [^]	Two tied - 2 [^]	Washington - 3 [^]	Herro - 7 [^]
N.23	TENNESSEE STATE ²	W, 77-62	Johnson - 27 [^]	Travis - 9 [^]	Two tied - 2 [^]	Washington - 2 [^]	Green - 4 [^]
N.28	MONMOUTH	W, 90-44	Herro - 16 [^]	Two tied - 8 [^]	Richards - 3 [^]	Herro - 5 [^]	Two tied - 3 [^]
D.1	UNC GREENSBORO	W, 78-61	Travis - 22 [^]	Travis - 12 [^]	Four tied - 1	Hagans - 3 [^]	Hagans - 3 [^]
D.8	Seton Hall ³	L, 84-83 ^{OT}	Washington - 29 [^]	Washington - 12 [^]	Washington - 4 [^]	Travis - 2	Two tied - 4
D.15	UTAH	W, 88-61	Johnson - 24 [^]	Montgomery - 5	Washington - 3 [^]	Two tied - 2 [^]	Hagans - 7 [^]
D.22	#9/10 North Carolina ⁴	W, 80-72	Johnson - 21 [^]	Washington - 10 [^]	Two tied - 2 [^]	Hagans - 8 [^]	Washington - 8 [^]
D.29	at rv/rv Louisville	W, 71-58	Herro - 24 [^]	Washington - 8	Washington - 4 [^]	Hagans - 3 [^]	Two tied - 3
J. 5	at Alabama*	L, 77-75	Washington - 15	Two tied - 7	Richards - 1	Two tied - 3 [^]	Hagans - 6 [^]
J. 8	TEXAS A&M *	W, 85-74	Herro - 21 [^]	Johnson - 6	Two tied - 2 [^]	Hagans - 5 [^]	Hagans - 5 [^]
J. 12	VANDERBILT *	W, 56-47	Two tied - 15 [^]	Travis - 12 [^]	Travis - 2 [^]	Hagans - 3 [^]	Hagans - 4 [^]
J. 15	at Georgia*	W, 69-49	Hagans - 23 [^]	Two tied - 7	Richards - 3 [^]	Hagans - 4 [^]	Two tied - 4 [^]
J. 19	at #14/12 Auburn*						
J. 22	MISSISSIPPI STATE *						
J. 26	KANSAS ⁵						
J. 29	at Vanderbilt*						
F. 2	at Florida*						
F. 5	SOUTH CAROLINA *						
F. 9	at Mississippi State*						
F. 12	LSU *						
F. 16	TENNESSEE *						
F. 19	at Missouri*						
F. 23	AUBURN *						
F. 26	ARKANSAS *						
M. 2	at Tennessee*						
M. 5	at Ole Miss*						
M. 9	FLORIDA *						

All games in **BOLD CAPS**; *SEC game, ^ game high
 1 - Champions Classic (Bankers Life Fieldhouse | Indianapolis)
 2 - Ohio Valley Hardwood Showcase (Rupp Arena)
 3 - CITI Sports Classic (Madison Square Garden | New York)
 4 - CBS Sports Classic (United Center | Chicago)
 5 - SEC/BIG 12 Challenge (Rupp Arena)

Points	Rebounds	Blocks	Steals	Assists
Times Led	Times Led	Times Led	Times Led	Times Led
Johnson - 6 Washington - 4 Herro - 3 Hagans - 2 Travis - 2 Quickley - 1	Washington - 7 Johnson - 3 Herro - 3 Travis - 3 Richards - 2 Montgomery - 1	Richards - 9 Montgomery - 6 Washington - 4 Herro - 2 Travis - 2 Hagans - 1	Hagans - 8 Herro - 3 Washington - 3 Johnson - 2 Green - 1 Quickley - 1 Travis - 1	Hagans - 11 Green - 4 Herro - 3 Washington - 3

Comparing the Calipari Era

A look at the statistics throughout the John Calipari era following 16 games ...

Year	FG%	Opp. FG%	3-Pt. FG%	FT%	RPG	Assists	TOs.	Blocks	Steals	Points	PPG	Record
2018-19	.486	.418	.347	.754	38.3	229	218	85	110	1282	80.1	13-3
2017-18	.486	.411	.365	.682	38.5	240	227	86	105	1257	78.6	13-3
2016-17	.491	.403	.342	.697	41.8	290	170	99	109	1500	93.8	14-2
2015-16	.476	.411	.319	.655	39.1	218	210	86	103	1244	77.8	13-3
2014-15	.456	.310	.345	.681	42.4	261	183	132	125	1224	76.5	16-0
2013-14	.476	.389	.305	.659	44.2	200	206	110	67	1292	80.8	12-4
2012-13	.485	.386	.358	.646	38.7	250	205	121	119	1236	77.2	11-5
2011-12	.491	.350	.368	.710	41.8	228	219	149	107	1294	80.9	15-1
2010-11	.469	.386	.407	.692	40.2	221	179	109	91	1278	79.9	13-3
2009-10	.498	.383	.391	.686	41.7	265	246	117	120	1318	82.4	16-0



MISCELLANEOUS STATS

Team Leaders

NO.	NAME	GAME LEADERS					GAMES WITH							
		PTS.	REBS.	BLKS.	ASSTS.	STLS.	10+ PTS	20+ PTS	10+REBS	3+ASSTS	3+BLKS	3+STLS	3+3S	DOUBLE-DOUBLE
0	Quade Green	- (3)	- (1)	-	4 (11)	1 (5)	4 (21)	- (1)	-	5 (22)	-	1 (1)	2 (6)	-
2	Ashton Hagans	2 (2)	-	1 (1)	11 (11)	8 (8)	5 (5)	1 (1)	13 (13)	-	7 (7)	-	-	
3	Keldon Johnson	6 (6)	3 (3)	-	-	2 (2)	13 (13)	4 (4)	2 (2)	-	2 (2)	2 (2)	2 (2)	
4	Nick Richards	- (1)	2 (10)	9 (21)	-	-	1 (8)	- (1)	1 (2)	-	3 (7)	-	- (1)	
5	Immanuel Quickley	1 (1)	-	-	-	1 (1)	5 (5)	-	2 (2)	-	1 (1)	1 (1)	-	
10	Jonny David	-	-	-	-	-	-	-	-	-	-	-	-	
12	Brad Calipari	-	-	- (1)	-	-	-	-	-	-	-	-	-	
13	Jemarl Baker Jr.	-	-	-	-	-	-	-	1 (1)	-	-	-	-	
14	Tyler Herro	3 (3)	3 (3)	2 (2)	3 (3)	3 (3)	12 (12)	2 (2)	6 (6)	-	2 (2)	4 (4)	-	
21	Zan Payne	-	-	-	-	-	-	-	-	-	-	-	-	
22	Reid Travis*	2 (38)	3 (52)	2 (13)	- (3)	1 (16)	10 (79)	4 (32)	2 (33)	1 (6)	- (2)	- (1)	1 (27)	
23	EJ Montgomery	-	1 (1)	6 (6)	-	-	1 (1)	-	-	1 (1)	-	-	-	
25	PJ Washington	4 (10)	7 (14)	4 (15)	3 (6)	3 (13)	7 (30)	2 (4)	4 (7)	5 (13)	3 (5)	1 (4)	1 (1)	

Career total in (parentheses); *Includes Stanford career

Starting Lineups

Guard	Guard	G/F	Forward	Forward	Games	W-L
Hagans	Herro	Johnson	Washington	Travis	9	6-3
Quickley	Herro	Johnson	Washington	Travis	4	4-0
Quickley	Herro	Johnson	Washington	Richards	2	2-0
Quickley	Herro	Johnson	Washington	Montgomery	1	1-0

Starter	Games Started	Wins	Losses
Hagans	9	6	3
Herro	16	13	3
Johnson	16	13	3
Montgomery	1	1	0
Quickley	7	7	0
Richards	2	2	0
Travis	13	10	3
Washington	16	13	3

Streaks

Overall	Won 3
Unranked AP teams anywhere	Won 3
Ranked AP teams anywhere	Won 1
Home	Won 13
Home AP ranked teams	Lost 1
Home AP unranked teams	Won 15
Home SEC	Won 5
Home nonconference	Won 17
Home AP ranked SEC	Lost 1
Home AP unranked SEC	Won 7
Home AP ranked nonconference	Lost 1
Home AP unranked nonconference	Won 51
Road	Won 1
Road AP ranked teams	Lost 1
Road AP unranked teams	Won 1
Road SEC	Won 1
Road nonconference	Won 2
Road AP ranked SEC	Lost 5
Road AP unranked SEC	Won 1
Road AP ranked nonconference	Won 1
Road AP unranked nonconference	Won 1
Neutral	Won 1
Neutral AP ranked teams	Won 1
Neutral AP unranked teams	Lost 2
Neutral SEC	Won 12
Neutral nonconference	Won 1
Neutral AP ranked SEC	Won 3
Neutral AP unranked SEC	Won 11
Neutral AP ranked nonconference	Won 1
Neutral AP unranked nonconference	Lost 2
Active Consecutive Made Starts	
PJ Washington	22
Tyler Herro	16
Keldon Johnson	16
Reid Travis	10
Ashton Hagans	8
Active Consecutive Made Free Throws	
Keldon Johnson	12
Tyler Herro	12
Jonny David	2
Ashton Hagans	2
Jemarl Baker Jr.	1
Immanuel Quickley	1
Nick Richards	1
PJ Washington	1
Active Consecutive Games with a 3-Pointer	
Jemarl Baker Jr.	1
Ashton Hagans	1
PJ Washington	1

Win-Loss Margins

Margin	Games Won	Games Lost
1	1	1
2	1	1
3		
4		
5		
6		
7		
8	1	
9	1	
10	1	
11	1	
12	1	
13	2	
14		
15	1	
16		
17	1	
18		
19		
20	1	
21		
22		
23		
24		
25+	3	1

Dunk Tracker

Player	Dunks in 2018-19	Dunks in Career
PJ Washington	16	56
Nick Richards	11	39
Reid Travis	12	12 (UK only)
EJ Montgomery	10	10
Keldon Johnson	9	9
Ashton Hagans	3	3
Tyler Herro	2	2

Fast Facts

Shooting Percentage	.486
Avg. Assists Per Game	14.3
Points Off Turnovers	19.6
Second-Chance Points	11.2
Points in the Paint	37.9
Fast Break Points	12.4
Bench Points	20.5
Points Per Possession	1.131
Avg. Time of Possession	17.0

How UK Scored Its First Points

Player	Dunk/Layup	Jumper	3PT	FT
Hagans	1			
Herro	1	1		
Johnson	1	3	3	
Quickley				1
Travis		2		1
Washington	2			

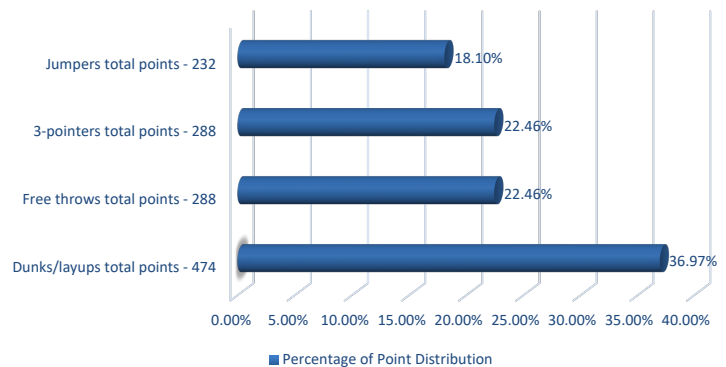
Kentucky's Record When

KENTUCKY RECORD	ALL	SEC
Leading at halftime:	11-2	2-1
Tied at the half:	0-0	0-0
Trailing at halftime:	2-1	1-0
Shoot 50% or better:	7-0	2-0
Shoot less than 50%:	6-3	1-1
Shoot higher % than opp.:	13-0	3-0
Shoot lower % than opp.:	0-3	0-1
Opp. shoot worse than 50%:	13-2	3-1
Opp. shoot 50% or higher:	0-1	0-0
Score less than 60 points:	1-0	1-0
Score 60-69 points:	1-0	1-0
Score 70-79 points:	4-1	0-1
Score 80-89 points:	4-2	1-0
Score 90-99 points:	3-0	0-0
Score 100+ points:	0-0	0-0
Opp. score less than 60 pts.:	6-0	2-0
Opp. score 60-69 pts.:	3-0	0-0
Opp. score 70-79 pts.:	3-1	1-1
Opp. score 80-89 points:	1-1	0-0
Opp. score 90-99 points:	0-0	0-0
Opp. score 100+ points:	0-1	0-0
Outrebounded opponent:	11-1	2-0
Outrebounded by opponent:	2-2	1-1
Equal number of rebounds:	0-0	0-0
Fewer turnovers than opp.:	8-2	2-1
Same turnovers as opp.:	2-0	0-0
More turnovers than opp.:	3-1	1-0
Make 8 or more 3-pointers:	3-0	0-0
Make 7 or fewer 3-pointers:	10-3	3-1
Games decided by 5 or fewer:	0-2	0-1
Overtime games:	0-1	0-0

KENTUCKY RECORD	ALL	SEC
On CBS:	1-0	0-0
On ESPN/ESPN2/ESPNU:	4-2	1-1
On FOX:	0-1	0-0
On SEC Network/(+):	8-0	2-0
vs. SEC at home:	2-0	2-0
vs. SEC on road:	1-1	1-1
Games vs. AP ranked opp.:	1-1	0-0
Games following a loss:	3-0	1-0
Games following a win:	10-2	2-1
More points in the paint:	11-2	3-1
Fewer/Same points in the paint:	2-1	0-0
More bench points than opp.:	8-0	3-0
Fewer or same bench pts.:	5-3	0-1
More 2nd-chance points:	8-1	1-1
Fewer or same 2nd chance pts.:	5-2	2-0
More or same points off TOs:	10-1	3-1
Fewer points off TOs:	3-2	0-0
On Monday:	0-0	0-0
On Tuesday:	2-1	2-0
On Wednesday:	3-0	0-0
On Thursday:	0-0	0-0
On Friday:	2-0	0-0
On Saturday:	5-2	1-1
On Sunday:	1-0	0-0
In November:	6-1	0-0
In December:	4-1	0-0
In January:	3-1	3-1
In February:	0-0	0-0
In March:	0-0	0-0
In April:	0-0	0-0

How the Cats are Scoring

Percentage of Point Distribution



THE LAST TIME UK ...

INDIVIDUALS

SCORING

Scored 25 points: PJ Washington (29) vs. Seton Hall, 12/8/18
Scored 30 points: Shai Gilgeous-Alexander (30) vs. Vanderbilt, 1/30/18
Scored 35 Points: De'Aaron Fox (39) vs. UCLA, 3/24/17
Scored 40 points: Malik Monk (47) vs. North Carolina, 12/17/16
Scored 45 points: Malik Monk (47) vs. North Carolina, 12/17/16
Scored 50 points: Jodie Meeks (54) at Tennessee, 1/13/09
Scored 55 points: Never
Two players had 20 points: Keldon Johnson (21), Reid Travis (20), vs. North Carolina, 12/22/18
Three players had 20 points: DeMarcus Cousins (27)/John Wall (21)/Patrick Patterson (20) vs. Sam Houston State, 11/19/09
Two players had 30 points: Patrick Patterson (33) and Jodie Meeks (32) vs. Tennessee State, 12/22/08
Scored 20 points in two straight games: Keldon Johnson (2) 12/15/18 - 12/22/18
Scored 20 points in three straight games: Kevin Knox (3) 2/20/18 - 2/28/18
Scored 20 points in four straight games: Malik Monk (4) 11/23/16 - 12/3/16
Scored 20 points in five straight games: Jamal Murray (12) 2/2/16 - 3/12/16
Scored 20 points in six straight games: Jamal Murray (12) 2/2/16 - 3/12/16
Scored 20 points in seven straight games: Jamal Murray (12) 2/2/16 - 3/12/16
Scored 20 points in eight straight games: Jamal Murray (12) 2/2/16 - 3/12/16
Scored 20 points in nine straight games: Jamal Murray (12) 2/2/16 - 3/12/16
Scored 20 points in 10 straight games: Jamal Murray (12) 2/2/16 - 3/12/16
Scored 20 points in 11 straight games: Jamal Murray (12) 2/2/16 - 3/12/16
Scored 20 points in 12 straight games: Jamal Murray (12) 2/2/16 - 3/12/16
Scored 20 points in 15 straight games: Dan Issel (18) 12/1/69 - 2/7/70
Scored 25 points in three straight games: Tayshaun Prince (3) 3/11/01-3/17/01
Scored 30 points in two straight games: Jodie Meeks vs. Appalachian State (46) 12/20/08; vs. Tennessee State (32) 12/22/08
Scored 30 points in three straight games: Dan Issel (6) 2/14/70 - 3/2/70
Scored in double figures in 10 straight games: Shai Gilgeous-Alexander (10) 2/20/18-3/22/18
Scored in double figures in 15 straight games: Malik Monk (30) 11/11/16-2/28/17
Scored in double figures in 20 straight games: Malik Monk (30) 11/11/16-2/28/17
Scored in double figures in 25 straight games: Malik Monk (30) 11/11/16-2/28/17
Scored in double figures in 30 straight games: Malik Monk (30) 11/11/16-2/28/17
Scored in double figures in 33 straight games: Jamal Murray (34) 11/17/15 - 3/19/16
Scored in double figures in 34 straight games: Jamal Murray (34) 11/17/15 - 3/19/16
Scored in double figures in 35 straight games: Kenny Walker (36) 11/14/85 - 3/22/86
Five players scored in double figures: PJ Washington (15), Keldon Johnson (13), Ashton Hagans (12), Tyler Herro (12), Reid Travis (12) at Alabama, 1/5/19
Six players scored in double figures: Kevin Knox (21), Shai Gilgeous-Alexander (14), Quade Green (12), PJ Washington (12), Hamidou Diallo (11), Jarred Vanderbilt (11) vs. Missouri, 2/24/18
Seven players scored in double figures: Randolph Morris (17), Kelenna Azubuike (15), Patrick Sparks (14), Chuck Hayes (12), Rajon Rondo (11), Ravi Moss (10) and Ramel Bradley (10) vs. Mississippi State 2/19/05,
Four players with 15 or more points: Kevin Knox (22), Quade Green (18), Shai Gilgeous-Alexander (17), Wenyen Gabriel (15) vs. Ole Miss, 2/28/18

DOUBLE-DOUBLES

Double-double: PJ Washington (11 points, 10 rebounds) vs. North Carolina, 12/22/18
Triple-double: Isaiah Briscoe (19 points, 11 rebounds, 10 assists) at Ole Miss, 12/29/16
20-10 (rebs) game: PJ Washington (29 points, 12 rebounds)

vs. Seton Hall, 12/8/18
20-10 (assts) game: De'Aaron Fox (24 points, 10 assists) vs. North Carolina, 12/17/16
20-15 game: Nick Richards (25 points, 15 rebounds) vs. Fort Wayne, 11/22/17
30-10 game: Tayshaun Prince (33 points, 11 rebounds) vs. Tennessee State, 12/22/98
Back-to-back 20-10 games: Julius Randle (3) 11/8/13 - 11/10/13
Three straight 20-10 games: Julius Randle (3) 11/8/13 - 11/12/13
Double-double in points and rebs.: PJ Washington (11 points, 10 rebounds) vs. North Carolina, 12/22/18
Double-double in points and assists: Isaiah Briscoe (19 points, 10 assists) at Ole Miss, 12/29/16
Double-double in points and blocks: Never
Double-double in points and steals: Never
Double-double in two consecutive games: PJ Washington (19 p, 18 r) vs. VMI, 11/18/18; (19 p, 11 r) vs. Winthrop, 11/21/18
Double-double in three consecutive games: - Julius Randle (19 p, 15 r) vs. Kansas State, 3/21/14; (13 p, 10 r), vs. Wichita State, 3/23/14; (15 p, 12 r), vs. Louisville, 3/28/14; (16 p, 11 r), vs. Michigan, 3/30/14
Double-double in four consecutive games: Julius Randle (19 p, 15 r) vs. Kansas State, 3/21/14; (13 p, 10 r), vs. Wichita State, 3/23/14; (15 p, 12 r), vs. Louisville, 3/28/14; (16 p, 11 r), vs. Michigan, 3/30/14
Double-double in five consecutive games: Julius Randle (14 p, 10 r) at Arkansas, 2/27/14; (10 p, 15 r) at South Carolina (3/1/14); (12 p, 11 r) vs. Alabama, (3/4/14); (16 p, 10 r) at Florida, (3/8/14); (17 p, 16 r) vs. LSU, (3/14/14); (12 p, 11 r) vs. Georgia, (3/15/14)
Double-double in six consecutive games: Julius Randle (14 p, 10 r) at Arkansas, (2/27/14); (10 p, 15 r) at South Carolina (3/1/14); (12 p, 11 r) vs. Alabama, (3/4/14); (16 p, 10 r) at Florida, (3/8/14); (17 p, 16 r) vs. LSU, (3/14/14); (12 p, 11 r) vs. Georgia, (3/15/14)
Double-double in seven consecutive games: Julius Randle (7) 11/18/13-11/27/13
Double-double in 10 consecutive games: Jim Andrews, 1972-73 season
Two players record double-doubles: Reid Travis (22 points, 12 rebounds), Keldon Johnson (13 points, 11 rebounds) vs. UNC Greensboro, 12/1/18
Three players record double-doubles: DeMarcus Cousins (19 pts, 14 rebs)/Patrick Patterson (19 pts, 10 rebs)/John Wall (18 pts, 10 rebs) at Mississippi State, 2/16/10
Four players record double-doubles: Jack Givens (30 pts, 13 rebs)/Kyle Macy (16 pts, 10 assts)/Mike Phillips (22 pts, 18 rebs)/Rick Robey (23 pts, 13 rebs) vs. Southern Methodist, 11/26/77
Five players record double-doubles: Never

FIELD GOALS

Made 12 FG in a game: Shai Gilgeous-Alexander (12) vs. Vanderbilt, 1/30/18
Made 15 FG in a game: Malik Monk (18) vs. North Carolina, 12/17/16
Made 16 FG in a game: Malik Monk (18) vs. North Carolina, 12/17/16
Made 17 FG in a game: Malik Monk (18) vs. North Carolina, 12/17/16
Made 18 FG in a game: Malik Monk (18) vs. North Carolina, 12/17/16
Made 19 FG in a game: Dan Issel (19) vs. Alabama, 2/23/70
Made 20 FG in a game: Dan Issel (23) vs. Ole Miss, 2/7/70
Made 21 FG in a game: Dan Issel (23) vs. Ole Miss, 2/7/70
Made 22 FG in a game: Dan Issel (23) vs. Ole Miss, 2/7/70
Made 23 FG in a game: Dan Issel (23) vs. Ole Miss, 2/7/70
Made 24 FG in a game: Never
Attempted 17 FG in a game: Ashton Hagans (18) at Georgia, 1/15/19
Attempted 18 FG in a game: Ashton Hagans (18) at Georgia, 1/15/19
Attempted 19 FG in a game: Shai Gilgeous-Alexander (19) vs. Vanderbilt, 1/30/18
Attempted 20 FG in a game: De'Aaron Fox (20) vs. UCLA, 3/24/17
Attempted 25 FG in a game: Malik Monk (28) vs. North Carolina, 12/17/16

3-POINTERS

Made 5 3-pointers in a game: Keldon Johnson (6) vs. Utah, 12/15/18
Made 6 3-pointers in a game: Keldon Johnson (6) vs. Utah, 12/15/18
Made 7 3-pointers in a game: Wenyen Gabriel (7) vs. Ala-

bama, 3/10/18
Made 8 3-pointers in a game: Malik Monk (8) vs. North Carolina, 12/17/16
Made 9 3-pointers in a game: Jodie Meeks (10) at Tennessee, 1/13/09
Made 10 3-pointers in a game: Jodie Meeks (10) at Tennessee, 1/13/09
Made 11 3-pointers in a game: Never
Attempted 10 3-pointers in a game: Malik Monk (11) vs. Georgia, 1/31/17
Attempted 15 3-pointers in a game: Jodie Meeks (15) at Tennessee, 1/13/09
Attempted 16 3-pointers in a game: Derrick Miller (16) vs. LSU 2/15/90
Attempted 17 3-pointers in a game: Derrick Miller (19) vs. Kansas 12/6/89
Attempted 18 3-pointers in a game: Derrick Miller (19) vs. Kansas 12/6/89
Attempted 19 3-pointers in a game: Derrick Miller (19) vs. Kansas 12/6/89
Attempted 20 3-pointers in a game: Never
Made a 3-pointer in 10 straight games: Kevin Knox (10), 2/10/18-3/11/18
Made a 3-pointer in 15 straight games: Jamal Murray (36), 11/13/15 - 3/19/16, Derek Willis (17), 1/12/16 - 3/17/16
Made a 3-pointer in 20 straight games: Jamal Murray (36), 11/13/15 - 3/19/16
Made a 3-pointer in 30 straight games: Jamal Murray (36), 11/13/15 - 3/19/16
Made two 3-pointers in 10 straight games: Kevin Knox (11), 2/10/16 - 3/11/18
Made three 3-pointers in 10 straight games: Gerald Fitch (20) 1/14/03 - 3/23/03
Made three 3-pointers in 15 straight games: Gerald Fitch (20) 1/14/03 - 3/23/03
Made three 3-pointers in 20 straight games: Gerald Fitch (20) 1/14/03 - 3/23/03
Made three 3-pointers in 25 straight games: Keith Bogans (29) 3/14/02 - 2/26/03

FREE THROWS

Made 8 FT in a game: Ashton Hagans (10), vs. Texas A&M, 1/8/19
Made 9 FT in a game: Ashton Hagans (10), vs. Texas A&M, 1/8/19
Made 10 FT in a game: Ashton Hagans (10), vs. Texas A&M, 1/8/19
Made 11 FT in a game: PJ Washington (12), vs. Seton Hall, 12/8/18
Made 12 FT in a game: PJ Washington (12), vs. Seton Hall, 12/8/18
Made 13 FT in a game: Keldon Johnson (13), vs. Tennessee State, 11/23/18
Made 14 FT in a game: Tyler Ulis (14) at Arkansas, 1/21/16
Made 15 FT in a game: Rodrick Rhodes (16) vs. Ole Miss 1/18/95
Made 16 FT in a game: Rodrick Rhodes (16) vs. Ole Miss 1/18/95
Made 17 FT in a game: Dwight Anderson (18) vs. Mississippi State 2/12/79
Made 18 FT in a game: Dwight Anderson (18) vs. Mississippi State 2/12/79
Made 18 FT in a game: Never
Attempted 10 FT in a game: Ashton Hagans (11), vs. Texas A&M, 1/8/19
Attempted 15 FT in a game: Keldon Johnson (18), vs. Tennessee State, 11/23/18
Attempted 20 FT in a game: PJ Washington (20) vs. Kansas State, 3/22/18
Attempted 25 FT in a game: Never

REBOUNDS

15 Rebs: PJ Washington (18) vs. VMI, 11/18/18
16 Rebs: PJ Washington (18) vs. VMI, 11/18/18
17 Rebs: PJ Washington (18) vs. VMI, 11/18/18
18 Rebs: PJ Washington (18) vs. VMI, 11/18/18
19 Rebs: Nick Richards (19) vs. Southern Illinois, 11/9/18
20 Rebs: Jared Prickett (20) vs. Arkansas 2/9/94
25 Rebs: Mike Phillips (28) vs. Tennessee 1/10/76
30 Rebs: Cotton Nash (30) vs. Ole Miss 2/8/64
34 Rebs: Bob Burrow (34) vs. Temple 12/10/55
35 Rebs: Never
10+ Rebs in three consecutive games: Julius Randle (4) 3/21/14 - 3/30/14
10+ Rebs in four consecutive games: Julius Randle (4) 3/21/14 - 3/30/14
10+ Rebs in five consecutive games: Julius Randle (10)



THE LAST TIME A UK OPPONENT ...

INDIVIDUALS

SCORING

Scored 25 points: Myles Powell (28), Seton Hall, 12/9/18
Scored 30 points: Bubba Parham (35), VMI, 11/21/18
Scored 35 points: Bubba Parham (35), VMI, 11/21/18
Scored 40 points: Elston Turner (40), Texas A&M, 1/12/13
Scored 45 points: David Robinson (45), Navy, 1/25/87
Scored 50 points: Austin Carr (50), Notre Dame, 12/29/79
Scored 60 points: Pete Maravich (64), LSU, 2/21/70
Scored 65 points: Never
Two players had 20 points: R.J. Barrett, Zion Williamson, Cam Reddish, Duke, 11/6/18
Three players had 20 points: R.J. Barrett, Zion Williamson, Cam Reddish, Duke, 11/6/18
Two players had 30 points: Ronnie Henderson (36) and Claren Ceasar (32), LSU, 2/15/94
Five players scored in double figures: Alabama, 1/5/19

FIELD GOALS

Made 15 FG in a game: David Robinson (17), Navy, 1/25/87
Made 16 FG in a game: David Robinson (17), Navy, 1/25/87
Made 17 FG in a game: David Robinson (17), Navy, 1/25/87
Made 18 FG in a game: Steve Downing (19), Indiana, 12/11/71
Made 19 FG in a game: Steve Downing (19), Indiana, 12/11/71
Made 20 FG in a game: Johnny Neumann (20), Ole Miss, 1/2/71
Made 21 FG in a game: Austin Carr (21), Notre Dame, 12/29/70
Made 22 FG in a game: Austin Carr (22), Notre Dame, 3/12/70
Made 23 FG in a game: Pete Maravich (23), LSU, 2/21/70
Made 24 FG in a game: Never
Attempted 17 FG in a game: Jordan Nwora (17), Louisville, 12/29/18
Attempted 18 FG in a game: Bubba Parham (20), VMI, 11/28/18
Attempted 19 FG in a game: Bubba Parham (20), VMI, 11/28/18
Attempted 20 FG in a game: Bubba Parham (20), VMI, 11/28/18
Attempted 25 FG in a game: R.J. Barrett (26), Duke, 11/6/18
Attempted 30 FG in a game: Freeman Williams (40), Portland State, 12/16/17
Attempted 35 FG in a game: Freeman Williams (40), Portland State, 12/16/17
Attempted 40 FG in a game: Freeman Williams (40), Portland State, 12/16/17
Attempted 45 FG in a game: Johnny Neumann (50), Ole Miss, 1/2/71
Attempted 50 FG in a game: Johnny Neumann (50), Ole Miss, 1/2/71
Attempted 53 FG in a game: Pete Maravich (53), LSU, 2/22/69
Attempted 54 FG in a game: Never

3-POINTERS

Made 5 3-pointers in a game: Tevin Mack (6), Alabama, 1/5/19
Made 6 3-pointers in a game: Tevin Mack (6), Alabama, 1/5/19
Made 7 3-pointers in a game: Bubba Parham (10), VMI, 11/18/18
Made 8 3-pointers in a game: Bubba Parham (10), VMI, 11/18/18
Made 9 3-pointers in a game: Bubba Parham (10), VMI, 11/18/18
Made 10 3-pointers in a game: Bubba Parham (10), VMI, 11/18/18
Made 11 3-pointers in a game: Corey Allmond (11), Sam Houston State, 11/19/2009
Made 12 3-pointers in a game: Never
Attempted 10 3-pointers in a game: Myles Powell (11), Seton Hall, 12/8/18
Attempted 15 3-pointers in a game: Bubba Parham (16), VMI, 11/18/18
Attempted 16 3-pointers in a game: Bubba Parham (16), VMI, 11/18/18
Attempted 17 3-pointers in a game: Chris Jackson (17), LSU, 2/15/90
Attempted 18 3-pointers in a game: Jeff Boschee (18), Kansas, 3/14/99
Attempted 19 3-pointers in a game: Never

FREE THROWS

Made 10 FT in a game: Jeff Roberson (10), Vanderbilt, 1/30/18
Made 11 FT in a game: J.J. Frazier (12), Georgia, 2/18/17
Made 12 FT in a game: J.J. Frazier (12), Georgia, 2/18/17
Made 13 FT in a game: Sindarius Thornwell (14), South Carolina, 1/21/17

Made 14 FT in a game: Sindarius Thornwell (14), South Carolina, 1/21/17
Made 15 FT in a game: Brenton Williams (15), South Carolina, 3/1/14
Made 16 FT in a game: Dan Cross (16), Florida, 2/18/95
Made 17 FT in a game: John Mengelt (17), Auburn, 3/2/70
Made 18 FT in a game: Pete Maravich (18), LSU, 2/21/70
Made 19 FT in a game: Never
Attempted 10 FT in a game: Grant Williams (10), Tennessee, 2/6/18
Attempted 15 FT in a game: J.J. Frazier (15), Georgia, 2/18/17
Attempted 20 FT in a game: PJ Washington (20) vs. Kansas State, 3/22/18
Attempted 25 FT in a game: Harding McCaleb (25), Louisville, 2/22/16
Attempted 26 FT in a game: Never

REBOUNDS

15 Rebs: Kennedy Meeks (17), North Carolina, 3/26/17
16 Rebs: Kennedy Meeks (17), North Carolina, 3/26/17
17 Rebs: Kennedy Meeks (17), North Carolina, 3/26/17
18 Rebs: Sean May (19), North Carolina, 12/4/04
19 Rebs: Sean May (19), North Carolina, 12/4/04
20 Rebs: Andrew DeClercq (20), Florida, 1/18/94
25 Rebs: Leon Douglas (25), Alabama, 1/20/75
30 Rebs: Kenneth Stanley (30), USC, 12/4/61
31 Rebs: Never
Two players had 10 rebounds: Desean Murray (11) and Anfernee McLemore (11), Auburn, 2/4/18
Three players had 10 rebounds: Craig Victor II (12), Tim Quarterman (10), Ben Simmons (10), LSU, 1/5/16

ASSISTS

10 assists: Tonny Trocha-Morelos (10), Texas A&M, 3/4/2017
11 assists: Dwyane Wade (11), Marquette, 3/29/03
12 assists: Edgar Padilla (12), UMass, 3/30/96
13 assists: Billy McCaffrey (14), Vanderbilt, 1/13/93
14 assists: Billy McCaffrey (14), Vanderbilt, 1/13/93
15 assists: Eric Richardson (15), Alabama, 2/4/84
16 assists: Never

BLOCKS

5 blocks: Akolda Manyang (5), Utah Valley, 11/10/17
6 blocks: Sagaba Konate (7), West Virginia, 1/27/18
7 blocks: Sagaba Konate (7), West Virginia, 1/27/18
8 blocks: Jarvis Varnado (10), Mississippi State, 1/15/08
9 blocks: Jarvis Varnado (10), Mississippi State, 1/15/08
10 blocks: Jarvis Varnado (10), Mississippi State, 1/15/08
11 blocks: Samaki Walker (11), Louisville, 1/1/95
12 blocks: Never

STEALS

5 steals: Ben Simmons (7), LSU, 3/5/16
6 steals: Ben Simmons (7), LSU, 3/5/16
7 steals: Ben Simmons (7), LSU, 3/5/16
8 steals: Never

TEAM

SCORING

Scored 90 or more points: 118, Duke, 11/6/18 (L, 118-84)
Scored 90 or more points (SEC game): 90, Georgia, 3/4/09 (L, 90-85)
Scored 100 or more points: 118, Duke, 11/6/18 (L, 118-84)
Scored 100 or more points (SEC game): 101, Arkansas, 2/10/93 (L, 101-94)
Scored 110 or more points: 118, Duke, 11/6/18 (L, 118-84)
Scored 110 or more points (SEC game): 110, Vanderbilt, 3/4/67 (L, 110-94)
Scored 120 or more points: 121, North Carolina, 12/27/89 (L, 121-110)
Scored 120 or more points (SEC game): Never
Scored 130 or more points: 150, Kansas, 12/9/89 (L, 150-95)
Scored 140 or more points: 150, Kansas, 12/9/89 (L, 150-95)
Scored 150 or more points: 150, Kansas, 12/9/89 (L, 150-95)
Scored 160 or more points: Never
Scored less than 50 points: 49, Georgia, 1/15/19 (W, 69-49)
Scored less than 50 points (SEC game): 49, Georgia, 1/15/19 (W, 69-49)
Scored less than 40 points: 39, West Virginia, 3/26/15 (W, 78-39)
Scored less than 40 points (SEC game): 37, Missouri, 1/13/15 (W, 86-37)
Scored less than 30 points: 28, Montana State, 11/23/14 (W, 86-28)
Scored less than 30 points (SEC game): 26, Georgia Tech, 1/28/46 (W, 86-37)

Scored less than 20 points: 18, Western Ontario, 12/10/49 (W, 90-21)
Scored less than 20 points (SEC game): 18, Alabama, 2/10/40 (W, 46-18)
Scored less than 10 points: 9, Tulane, 12/21/34 (W, 39-9)
Scored less than 10 points (SEC game): Never
Scored less than 5 points: Never

SHOOTING PERCENTAGES

Shot 70% from the field: Never
Shot 60% from the field: .640, Florida, 3/4/07
Shot 50% from the field: .544, Duke, 11/6/18
Shot 30% or less from the field: .276, Monmouth, 11/28/18 (16-58)
Shot 20% or less from the field: .197, Montana State, 11/23/14 (12-61)
Shot 10% or less from the field: Never (shooting percentages not recorded prior to 1947)

3-Pointers

Made 10 or more 3-pointer: 10, Alabama, 1/5/19
Made 15 or more 3-pointers: 19, VMI, 11/18/18
Made 20 or more 3-pointers: Never
Made zero 3-pointers: 0, Auburn, 1/19/13 (0-15)

FREE THROWS

Shot 90% or better from FT line: 92.3 (12-13), Texas A&M, 1/9/19
Shot 100% from FT line: 5-5, VMI, 11/18/18
Shot 50% or less from FT line: .346 (9-26), Alabama, 2/11/17
Attempted 40 FT: 47, Kansas, 1/30/16 (30-47)
Attempted five or less FT: 5, VMI, 11/18/18 (5-5)
Made 30 FT: 30, Tennessee, 2/2/16 (30-34)

REBOUNDS

Pulled down 50 rebounds: 54 (17-37), Florida, 2/4/17



RUPP ARENA

Year-by-Year Records

Season	W-L	Percentage
2018-19	10-0	1.000
2017-18	16-2	.889
2016-17	15-2	.882
2015-16	17-0	1.000
2014-15	19-0	1.000
2013-14	16-2	.889
2012-13	16-2	.889
2011-12	18-0	1.000
2010-11	15-0	1.000
2009-10	18-0	1.000
2008-09	12-6	.667
2007-08	14-4	.778
2006-07	14-2	.875
2005-06	10-5	.667
2004-05	14-1	.933
2003-04	11-2	.846
2002-03	12-1	.923
2001-02	12-3	.800
2000-01	11-1	.917
1999-2000	14-0	1.000
1998-99	12-1	.923
1997-98	9-3	.750
1996-97	12-1	.923
1995-96	13-0	1.000
1994-95	12-1	.923
1993-94	13-1	.929
1992-93	16-0	1.000
1991-92	15-2	.882
1990-91	13-0	1.000
1989-90	13-2	.867
1988-89	8-6	.571
1987-88	14-2	.875
1986-87	13-2	.867
1985-86	18-0	1.000
1984-85	11-3	.786
1983-84	16-0	1.000
1982-83	14-1	.933
1981-82	15-1	.938
1980-81	15-0	1.000
1979-80	12-3	.800
1978-79	11-4	.733
1977-78	16-0	1.000
1976-77	12-2	.857
Total	587-68	.896

Top 10 All-Time Attendances

No.	Att.	Opp.	Date	Result
1.	24,479	Louisville	1/20/10	W, 71-62
2.	24,468	N. Carolina	12/5/09	W, 68-66
3.	24,465	Florida	2/10/07	L, 64-61
4.	24,459	Florida	2/4/03	W, 70-55
5.	24,432	Louisville	12/17/05	W, 73-61
6.	24,431	Florida	2/25/17	W, 76-66
7.	24,428	Florida	3/7/15	W, 67-50
8.	24,425	Florida	2/15/14	L, 69-59
9.	24,418	Kansas	1/28/17	L, 79-73
10.	24,416	Arkansas	2/28/15	W, 84-67

Top 10 Attendances of 18-19

No.	Att.	Opp.	Date	Result
1.	22,504	Vanderbilt	1/12/19	W, 56-47
2.	22,048	Texas A&M	1/8/19	W, 85-74
3.	21,922	Utah	12/15/18	W, 88-61
4.	21,853	UNCG	12/1/18	W, 78-61
5.	20,277	S. Illinois	11/9/18	W, 71-59
6.	20,224	Tenn. State	11/23/18	W, 77-62
7.	20,207	VMI	11/18/18	W, 92-82
8.	20,070	Winthrop	11/21/18	W, 87-74
9.	18,680	Monmouth	11/28/18	W, 90-44
10.	18,555	N. Dakota	11/14/19	W, 96-58

Cats Rock at Rupp

The Wildcats are 587-68 (.896) in Rupp Arena. Among the most notable marks of dominance as the nation's toughest venue to play include:

- A school record 54-game winning streak to begin the John Calipari era
- The Wildcats are 311-42 (.881) in regular-season SEC games in the building
- Kentucky set a new program home record of 19 wins in 2014-15
- The Wildcats have gone undefeated at home in five of John Calipari's nine complete seasons
- Overall, UK has posted a perfect mark in 13 of Rupp Arena's 42 seasons

Cal Owns Longest Win Streaks in Rupp

With UK's 2011-12 season-opening victory over Marist, UK head coach John Calipari recorded his 34th consecutive win in Rupp Arena as UK's head coach. It broke former UK head coach Rick Pitino's longest streak of 33 games in the venue.

The winning streak reached as long as 54 games. Calipari didn't suffer his first loss in Rupp Arena until losing to Baylor in his fourth season. The 54-game run, however, was his longest career winning streak. He also had the second-longest streak in the arena as the Cats won 42 straight from March 4, 2014 to Nov. 25, 2016.

Pack the House

Kentucky has led the nation in average home attendance in 20 of the last 23 seasons. That number includes a Rupp Arena record of 24,110 in John Calipari's first season (2009-10) as head coach.

- Kentucky averaged 21,875 fans during the 2017-18 season
- UK has averaged 23,000 or more fans in seven of Calipari's nine complete seasons
- The Wildcats led the nation in average attendance in 2017-18

The Top-Ranked Team at Home

Kentucky has lost just three times at home as the Associated Press top-ranked team in the history of the program and just twice in Rupp Arena. Prior to the loss to UCLA by three on Dec. 3, 2016, the other two losses came by just one point.

The Wildcats are 53-2 all-time as the AP No. 1 team in Rupp Arena since its opening in 1976. The first loss was to Auburn, 53-52, on Jan. 9, 1988.

Coach Cal in Rupp Arena

It's been downright difficult to beat the Wildcats in Rupp Arena during the John Calipari era. UK is 160-8 (.952) in Rupp Arena under Calipari.

- UK is 17-4 (.810) vs. ranked opponents in Rupp in the Calipari era
- The Wildcats are 143-4 (.973) vs. unranked teams in Rupp under Cal
- UK is 85-3 (.966) at home vs. nonconference foes under Calipari
- Calipari notched his 100th career win in Rupp Arena as UK's coach with the Wildcats' 110-75 rout of Auburn on Feb. 21, 2014. It took Calipari just 104 games to reach the century mark at home, the fastest of any UK coach

Cal Passes Hall for Rupp Record

With a 101-70 victory over Cleveland State on Nov. 23, 2016, John Calipari passed former UK head coach Joe B. Hall for wins in Rupp Arena history.

Calipari currently has 160 victories inside the historic venue. Hall won 122.

Rupp Arena Quick Facts

Year Opened:	1976
First Game:	Nov. 27, 1976
All-Time Record:	587-68 (89.6)
Record Under Calipari:	160-8 (95.2)
Capacity:	23,000
Record Crowd:	24,479 (1/20/10)
Longest Winning Streak:	54 (11/9/10-12/1/12)
Current Winning Streak:	13

2018-19 Opponent Breakdown

Southern Illinois (Nov. 9)

All-time games in Rupp Arena: One
UK record in Rupp vs. SIU: 1-0
Last time in Rupp Arena: UK, 71-59 (11/9/18)

North Dakota (Nov. 14)

All-time games in Rupp Arena: One
UK record in Rupp vs. NDU: 1-0
Last time in Rupp Arena: UK, 96-58 (11/14/18)

VMI (Nov. 18)

All-time games in Rupp Arena: Three
UK record in Rupp vs. VMI: 2-1
Last time in Rupp Arena: UK, 92-82 (11/18/08)

Winthrop (Nov. 21)

All-time games in Rupp Arena: Three
UK record in Rupp vs. WU: 3-0
Last time in Rupp Arena: UK, 87-74 (11/21/18)

Tennessee State (Nov. 23)

All-time games in Rupp Arena: Four
UK record in Rupp vs. TSU: 4-0
Last time in Rupp Arena: UK, 77-62 (11/23/18)

Monmouth (Nov. 28)

All-time games in Rupp Arena: One
UK record in Rupp vs. MU: 1-0
Last time in Rupp Arena: UK, 90-44 (11/28/18)

UNC Greensboro (Nov. 23)

All-time games in Rupp Arena: One
UK record in Rupp vs. UNCG: 1-0
Last time in Rupp Arena: UK, 78-61 (12/1/18)

Utah (Dec. 15)

All-time games in Rupp Arena: Three
UK record in Rupp vs. Utah: 2-1
Last time in Rupp Arena: UK, 88-61 (12/15/18)

Texas A&M (Jan. 8)

All-time games in Rupp Arena: Six
UK record in Rupp vs. TAMU: 4-2
Last time in Rupp Arena: UK, 85-74 (1/8/19)

Vanderbilt (Jan. 12)

All-time games in Rupp Arena: 41
UK record in Rupp vs. VU: 39-2
Last time in Rupp Arena: UK, 56-47 (1/12/19)

Mississippi State (Jan. 22)

All-time games in Rupp Arena: 29
UK record in Rupp vs. MSU: 27-2
Last time in Rupp Arena: UK, 78-65 (1/23/18)

Kansas (Jan. 26)

All-time games in Rupp Arena: Six
UK record in Rupp vs. KU: 4-2
Last time in Rupp Arena: UK, 79-73 (1/28/17)

South Carolina (Feb. 5)

All-time games in Rupp Arena: 26
UK record in Rupp vs. USC: 24-2
Last time in Rupp Arena: UK, 85-69 (1/21/17)

LSU (Feb. 12)

All-time games in Rupp Arena: 31
UK record in Rupp vs. LSU: 26-5
Last time in Rupp Arena: UK, 92-85 (2/7/17)

Tennessee (Feb. 16)

All-time games in Rupp Arena: 42
UK record in Rupp vs. UT: 37-5
Last time in Rupp Arena: UT, 61-59 (2/6/18)

Auburn (Feb. 23)

All-time games in Rupp Arena: 29
UK record in Rupp vs. AU: 27-2
Last time in Rupp Arena: UK, 92-72 (1/14/17)

Arkansas (Feb. 26)

All-time games in Rupp Arena: 15
UK record in Rupp vs. UA: 12-3
Last time in Rupp Arena: UK, 97-71 (1/7/17)

Florida (Jan. 20)

All-time games in Rupp Arena: 42
UK record in Rupp vs. UF: 34-8
Last time in Rupp Arena: UF, 66-64 (1/20/18)



COACH CALIPARI

UK vs. AP Ranked Foes Under Cal

In John Calipari Era (2009-Present)

53-27

vs. No. 9 North Carolina (Chicago)	Dec. 22, 2018	W, 80-72
vs. No. 4 Duke (Indianapolis)	Nov. 6, 2018	L, 118-84
vs. No. 13 Tennessee (SECT)	March 11, 2018	W, 77-72
at No. 10 Auburn	Feb. 14, 2018	L, 76-66
vs. No. 15 Tennessee	Feb. 6, 2018	L, 61-59
at No. 7 West Virginia	Jan. 27, 2018	W, 83-76
at No. 23 Tennessee	Jan. 6, 2018	L, 76-65
vs. No. 4 Kansas (Chicago)	Nov. 14, 2017	L, 65-61
vs. No. 6 North Carolina (NCAA)	March 26, 2017	L, 75-73
vs. No. 8 UCLA (NCAA)	March 24, 2017	W, 86-75
vs. No. 19 Wichita St. (NCAA)	March 19, 2017	W, 65-62
vs. No. 13 Florida	Feb. 25, 2017	W, 76-66
at No. 24 Florida	Feb. 4, 2017	L, 88-66
vs. No. 2 Kansas	Jan. 28, 2017	L, 79-73
vs. No. 24 South Carolina	Jan. 21, 2017	W, 85-69
at No. 10 Louisville	Dec. 21, 2016	L, 73-70
vs. No. 7 North Carolina (Las Vegas)	Dec. 17, 2016	W, 103-100
vs. No. 11 UCLA	Dec. 3, 2016	L, 97-92
vs. No. 13 Michigan St. (New York)	Nov. 15, 2016	W, 69-48
vs. No. 14 Indiana (NCAA)	March 19, 2016	L, 73-67
vs. No. 17 Texas A&M (SECT)	March 13, 2016	W, 82-77
at No. 4 Kansas	Jan. 30, 2016	L, 90-84
vs. No. 16 Louisville	Dec. 27, 2015	W, 75-73
vs. No. 5 Duke (Chicago)	Nov. 17, 2015	W, 74-63
vs. No. 3 Wisconsin (NCAA)	April 4, 2015	L, 71-64
vs. No. 8 Notre Dame (NCAA)	March 28, 2015	W, 68-66
vs. No. 20 West Virginia (NCAA)	March 26, 2015	W, 78-39
vs. No. 21 Arkansas (SECT)	March 15, 2015	W, 78-63
vs. No. 18 Arkansas	Feb. 28, 2015	W, 84-67
at No. 4 Louisville	Dec. 27, 2014	W, 58-50
vs. No. 21 North Carolina	Dec. 13, 2014	W, 84-70
vs. No. 6 Texas	Dec. 5, 2014	W, 63-51
vs. No. 5 Kansas (Indianapolis)	Nov. 18, 2014	W, 72-40
vs. No. 18 UConn (NCAA)	April 7, 2014	L, 60-54
vs. No. 12 Wisconsin (NCAA)	April 5, 2014	W, 74-73
vs. No. 7 Michigan (NCAA)	March 30, 2014	W, 75-72
vs. No. 5 Louisville (NCAA)	March 28, 2014	W, 74-69
vs. No. 2 Wichita St. (NCAA)	March 23, 2014	W, 78-76
vs. No. 1 Florida (SECT)	March 16, 2014	L, 61-60
at No. 1 Florida	March 8, 2014	L, 84-65
vs. No. 3 Florida	Feb. 15, 2014	L, 69-59
vs. No. 4 Louisville	Dec. 28, 2013	W, 73-66
at No. 18 North Carolina	Dec. 14, 2013	L, 82-77
vs. No. 20 Baylor (Dallas)	Dec. 6, 2013	L, 67-62
vs. No. 2 Michigan St. (Chicago)	Nov. 12, 2013	L, 78-74
vs. No. 11 Florida	March 9, 2013	W, 61-57
at No. 7 Florida	Feb. 12, 2013	L, 69-52
at No. 16 Ole Miss	Jan. 29, 2013	W, 87-74
at No. 4 Louisville	Dec. 29, 2012	L, 80-77
vs. No. 9 Duke (Atlanta)	Nov. 13, 2012	L, 75-68
vs. No. 6 Kansas (NCAA)	April 2, 2012	W, 67-59
vs. No. 17 Louisville (NCAA)	March 31, 2012	W, 69-61
vs. No. 9 Baylor (NCAA)	March 25, 2012	W, 82-70
vs. No. 16 Indiana (NCAA)	March 23, 2012	W, 87-71
vs. No. 22 Florida (SECT)	March 10, 2012	W, 74-71
at No. 16 Florida	March 4, 2012	W, 74-59
vs. No. 8 Florida	Feb. 7, 2012	W, 78-58
vs. No. 4 Louisville	Dec. 31, 2011	W, 69-62
vs. No. 5 North Carolina	Dec. 3, 2011	W, 73-72
vs. No. 12 Kansas (New York)	Nov. 15, 2011	W, 75-65
vs. No. 9 UConn (NCAA)	April 2, 2011	L, 56-55
vs. No. 7 North Carolina (NCAA)	March 27, 2011	W, 76-69
vs. No. 1 Ohio State (NCAA)	March 25, 2011	W, 62-60
vs. No. 22 West Virginia (NCAA)	March 19, 2011	W, 71-63
vs. No. 12 Florida (SECT)	March 13, 2011	W, 70-54
vs. No. 21 Vanderbilt	March 1, 2011	W, 68-66
vs. No. 13 Florida	Feb. 26, 2011	W, 76-68
at No. 21 Vanderbilt	Feb. 12, 2011	L, 81-77
at No. 22 Louisville	Dec. 31, 2010	W, 78-63
vs. No. 23 Notre Dame (Louisville)	Dec. 8, 2010	W, 72-58
vs. No. 13 Washington (Maui)	Nov. 23, 2010	W, 74-67
vs. No. 6 West Virginia (NCAA)	March 27, 2010	L, 73-66
vs. No. 15 Tennessee (SECT)	March 13, 2010	W, 74-45
at No. 19 Tennessee	Feb. 27, 2010	L, 74-65
at No. 17 Vanderbilt	Feb. 20, 2010	W, 58-56
vs. No. 12 Tennessee	Feb. 13, 2010	W, 73-62
vs. No. 25 Ole Miss	Feb. 2, 2010	W, 85-75
vs. No. 21 Vanderbilt	Jan. 30, 2010	W, 85-72
vs. No. 14 UConn (New York)	Dec. 9, 2009	W, 64-61
vs. No. 10 North Carolina	Dec. 5, 2009	W, 68-66

Calipari's Record at UK vs:

vs. No. 1	1-2
vs. Top 3	2-6
vs. Top 5	9-10
vs. Top 10	21-17
vs. Top 15	33-20
vs. Top 20	43-24
vs. Top 25	53-27
Home	17-4
Away	6-11
Neutral	30-12
SEC Tourney	5-1
NCAA Tourney	15-6

A Decorated Decade

Entering year No. 10 at Kentucky, John Calipari's time in Lexington has been every bit as successful -- and more -- as fans could have hoped when he agreed to become the head coach at UK back in the spring of 2009.

By just about every measure, he's been the most successful coach in college basketball during his time at Kentucky as he gets ready to put the first decade behind him. Among schools who have been to at least two Elite Eights and a Final Four since 2009-10, Calipari ranks:

- Second in wins (288)
- First in NCAA Tournament wins (28)
- Fourth in NCAA titles (one)
- First in Final Four appearances (four)
- First in Elite Eight appearances (six)
- First in Sweet 16 appearances (seven)
- Third in regular-season conference titles (five)
- Second in league tournament titles (six)

700 Victories and Counting

With Kentucky's win over UIC on Nov. 26, 2017, John Calipari reached the 700 on-court win plateau. He is one of just 41 coaches, regardless of NCAA level of classification, to reach that barrier. Only 29 coaches have done it with at least 10 seasons at the Division I level.

Calipari became the fourth-fastest coach to 700 on-court wins ever. Only Adolph Rupp (836 games), Jerry Tarkanian (876 games) and Roy Williams (879 games) did it faster.

Moving Up the Kentucky Career Wins List

With a 78-65 victory vs. Mississippi State on Jan. 23, 2018, John Calipari notched his 264th career win at Kentucky, moving him past Tubby Smith, who finished his UK career with a 263-83 mark. Calipari trails only the legendary Adolph Rupp (876 wins) and Joe B. Hall (297) for most wins at Kentucky. Calipari currently has 288 wins at Kentucky.

Although he's still climbing the charts, he's doing it faster than anyone else in school history. With a thrilling 75-73 victory over rival Louisville on Dec. 26, 2015, John Calipari captured his 200th career win at Kentucky faster than any coach in UK history -- and nearly faster than anyone has ever done it at any school.

Calipari reached the 200-win plateau in his 240th career game at Kentucky. Rick Pitino, previously the fastest to 200 wins at UK prior to Calipari, didn't capture his 200th Wildcat win until his 249th game. Rupp reached 200 during his 250th game.

Not only did Calipari reach the 200-win mark in record pace at Kentucky, he also nearly set the all-time Division I mark. With the win over U of L, he became the second-fastest Division I men's basketball coach to reach 200 victories at a single school, behind only LIU-Brooklyn's Clair Bee, who achieved the feat in 231 games.

Calipari is only the fifth UK coach to reach the 200-win plateau. He's currently the only coach in NCAA history with at least 189 victories at three different schools.

Calipari reached his 250th career win at Kentucky with a 73-63 comeback victory vs. Utah Valley for the 2017-18 season opener. Calipari reached 250 wins at UK faster than any UK coach. It took Rupp 312 games to reach 250 wins, whereas it took Calipari just 303.

Calipari Third on UK Games Coached List

With a win over UNC Greensboro on Dec. 1, 10th-year head coach John Calipari passed Tubby Smith for third in UK's lineage of coaching tenures in program history. Smith's 10-year career with the Wildcats ended with his 346th game. Calipari and UK's win over UNCG marked the 347th career game he's been at the helm.

Hall of Famer Adolph Rupp is obviously first with a 42-year tenure spanning 1,066 career games and 876 wins. Joe B. Hall ranks second with 397 career games and 297 wins. Calipari now sits nine wins shy of becoming the program's second all-time winningest coach and 42 games from becoming the second-longest tenured head coach.

The Dec. 22 game vs. North Carolina was Calipari's 350th career game at Kentucky. Through 350 games, Calipari's record at UK was 284-66, just one game off the pace of Rupp through his first 350 games.

First-Ballot Hall of Famer

Kentucky men's basketball coach John Calipari joined basketball's fraternity of legends in September 2015 after being elected to the Naismith Memorial Basketball Hall of Fame on the first ballot.

Calipari joined an elite group of basketball players and coaches in the Naismith Hall of Fame, considered to be one of the ultimate honors in the sport. The Class of 2015 included Calipari, Dick Bevetta, Wildcat Louie Dampier, Lindsay Gaze, Tom Heinsohn, John Isaacs, Spencer Haywood, Lisa Leslie, Dikembe Mutombo, George Raveling and JoJo White.

Calipari in Elite Company with Conference Championships

Kentucky men's basketball coach John Calipari added another first to his Hall of Fame career in 2017.

When Kentucky clinched at least a share of the 2017 Southeastern Conference championship by beating Vanderbilt on Feb. 28, 2017, he made history as a head coach. Calipari became the first NCAA Division I coach to lead three different programs (UMass, Memphis, Kentucky) to five on-court regular-season league titles five different times. He won the Atlantic 10 at the helm of UMass in 1992, 93, 94, 95 and 96. Memphis claimed the Conference USA crown in 2004, 06, 07, 08 and 09. Kentucky has captured the SEC five times in 2010, 12, 15, 16 and 17.

Perhaps more impressive is that Calipari has 30 combined regular-season and tournament championships after the 2018 SEC Tournament title. That trails only Mark Few of Gonzaga (32 titles) among all active coaches. All-time, Calipari trails only the great Adolph Rupp (41) and Few.

Calipari Unrivaled in Conference

John Calipari has won 15 league regular-season championships (including the 2010, 2012, 2015, 2016 and 2017 SEC championships) seven more than the next-closest coach in the SEC (Bruce Pearl has eight conference titles). With a 2018 SEC Tournament championship -- Calipari's fourth straight and sixth at UK -- he owns 15 conference tournament titles, 11 more than his closest competitors (Ben Howland and Kermit Davis).

He's tallied a 332-102 (.765) all-time record within conference play as a head coach and owns a 124-36 (.775) record since joining the SEC.

Although he's been publicly outspoken against conference tournaments -- only because he doesn't favor playing three or more games on consecutive days to win the tournament -- his teams have gotten up for them. Calipari's teams at UMass, Memphis and Kentucky have been to 19 conference championship games in his 26-year career, winning a remarkable 15 of them.

There's No Place Like Home

Since the 2000-01 season, John Calipari-coached teams have posted a 313-27 (.921) record at home. At UK, Coach Cal is 160-8 (.952) in Rupp Arena.

In five of Calipari's nine complete seasons at Kentucky, the Wildcats have posted an undefeated record at home, including a school-record 19-0 mark during the 2014-15 season.

ON PACE WITH THE BARON OF THE BLUEGRASS

- Legendary coach Adolph Rupp won 876 career games while he was the coach of UK. He also led Kentucky to five NCAA titles during his 41-year tenure.
- John Calipari is just behind pace with Rupp to begin his career at UK in total victories. Calipari (.811) is slightly behind Rupp (.822) in total UK career winning percentage.

Coach	Games	Record	Next Game (356th Game)
Adolph Rupp	355	290-65	def. Texas A&M 83-18 (Dec. 14, 1946)
John Calipari	355	288-67	Jan. 19 at Auburn
Joe B. Hall	355	270-85	def. Georgia 66-64 (Feb. 25, 1984)



COACH CALIPARI

A “players-first” coach with a penchant for helping people reach their dreams, John Calipari, a Naismith Memorial Basketball Hall of Famer, has guided six teams to the Final Four, led one to a national championship and helped 46 players get selected in the NBA Draft during his 26-year college coaching career.

Calipari guided Kentucky to its eighth national championship and his first national title in 2012. In becoming only the second coach in NCAA history to lead three different schools to the Final Four, he has racked up more than 700 on-court victories, 19 NCAA Tournament appearances, six Final Fours and numerous national coach of the year honors.

In 2015, Coach Cal led college basketball’s first ever 38-0 team, and became one of just three coaches to make four Final Fours in a five-year span. At the end of the season, Calipari became the 96th coach to join the Naismith Memorial Basketball Hall of Fame.

While building a program out of obscurity at Massachusetts, laying the foundation at Memphis and restoring luster at the sport’s greatest program at Kentucky, he has totaled the second-most wins in NCAA history in the first 20 years of a college coaching career.

Quite honestly, though, Calipari’s on-court success overshadows a much more significant picture.

In his goal to lead a players-first program, he has helped 46 players realize their dreams and guided them to NBA Draft selections, including a record five first-round draft picks in 2010. Two years later, six Wildcats heard their names called at the 2012 draft, the most in the two-round draft era. UK, with Calipari’s help, would tie those six picks again in 2015, including a record-tying four lottery selections. His four No. 1 overall picks are twice as many as any other coach, and he’s had 35 players drafted during his first nine years at Kentucky, including 26 first-round picks.

Calipari’s players have entered the league NBA-ready. His players have garnered 18 All-Star selections, with Anthony Davis winning the game’s MVP honor in 2017. Rose was named MVP in 2011, five players have been tabbed All-NBA, three have been named NBA Rookie of the Year, and 11 players from Calipari’s first nine teams at Kentucky have made the NBA All-Rookie teams.

Much like he did at UMass, where his players graduated at nearly 80 percent, Calipari has stressed academics. Fifteen of his last 18 seniors at Memphis earned their bachelor’s degrees, and all 17 players at UK who were eligible to graduate by the end of their senior years walked away with a diploma in hand, including three players who earned their degree in just three years. Another Wildcat, Dillon Pulliam, is set to graduate in May of 2018. Calipari’s teams routinely have posted a combined team grade-point averages of 3.0 or better.

His foundation, The Calipari Foundation, has raised millions of dollars to help the lives of those in need in the Commonwealth and across the country. In 2010, he used a telethon to raise more than \$1 million for victims of the devastating earthquake in Haiti. He organized another one in 2012 for victims of Superstorm Sandy and another one in 2017 for victims of Hurricane Harvey.

In 2013, Calipari developed the idea of hosting an annual alumni weekend around his basketball fantasy experience with the intent to raise money for charity. After generating \$350,000 for selected organizations and charities during the inaugural game, the weekend (the game and the fantasy experience) has generated more than \$1 million for charity every year since, including in 2014 without the funds from an alumni game and 2016 with a celebrity softball game in place of the traditional basketball game.

In 2017, Coach Cal was named the head coach of the 2017 USA Basketball Men’s U19 World Cup Team, which finished third at the 2017 FIBA U19 World Cup in Cairo.

Author of five books, including the New York Times Best Seller “Players First: Coaching from the Inside Out,” Calipari is a master of communication and maximizing talent. He lives by the motto that “it’s never a matter of how far you have fallen, but instead it’s about how high you bounce back.”

BIOGRAPHICAL INFORMATION

Date of Birth: Feb. 10, 1959 | **Wife:** Ellen
Children: Erin, Megan, Brad

Education

Clarion State (1982)

Head Coaching Experience

University of Massachusetts (1989-96)
New Jersey Nets (NBA) (1997-99)
University of Memphis (2001-09)
University of Kentucky (2010-present)

COACHING AWARDS

- 2018 Naismith Hall of Fame 'Service Above Self' Honoree
- 2018 NABC Metropolitan Award
- 2015 Naismith Memorial Basketball Hall of Fame Inductee
- 2015 AP National Coach of the Year
- 2015 Naismith National Coach of the Year
- 2015 NABC National Coach of the Year
- 2015 The Sporting News National Coach of the Year
- 2015 Adolph Rupp National Coach of the Year
- 2015 SEC Coach of the Year (AP/Coaches)
- 2015 USBWA District IV Coach of the Year
- 2012 Nell & John Wooden Coach of the Year Leadership Award
- 2012 Naismith National Coach of the Year Finalist
- 2012 SEC Coach of the Year (AP/Coaches)
- 2010 Adolph Rupp National Coach of the Year
- 2010 Naismith National Coach of the Year Finalist
- 2010 SEC Coach of the Year (AP)
- 2010 *Sporting News* SEC Coach of the Year
- 2010 Yahoo! Sports SEC Coach of the Year
- 2010 USBWA District IV Coach of the Year
- 2009 NABC National Co-Coach of the Year
- 2009 *Sports Illustrated* National Coach of the Year
- 2009 Phelan National Coach of the Year
- 2009 Iba National Coach of the Year Finalist
- 2009 C-USA Coach of the Year
- 2008 Naismith National Coach of the Year
- 2008 C-USA Coach of the Year
- 2008 Iba National Coach of the Year Finalist
- 2008 Phelan National Coach of the Year Finalist
- 2007 Phelan National Coach of the Year Finalist
- 2007 USBWA District IV Coach of the Year
- 2007 *Basketball Times* South Region Coach of the Year
- 2006 C-USA Coach of the Year
- 2004 NABC District 7 Coach of the Year
- 1996 Naismith National Coach of the Year
- 1996 NABC National Coach of the Year
- 1996 *The Sporting News* National Coach of the Year
- 1996 Atlantic 10 Coach of the Year
- 1995 Naismith National Coach of the Year Finalist
- 1994 Naismith National Coach of the Year Finalist
- 1994 Atlantic 10 Coach of the Year
- 1993 USBWA District I Coach of the Year
- 1993 Atlantic 10 Coach of the Year
- 1992 Eastern Basketball Coach of the Year

CHART SHOWS STATS FROM 2009-10 SEASON THROUGH 2017-18

ONLY SCHOOLS WITH AT LEAST TWO OR MORE ELITE EIGHTS AND AT LEAST ONE FINAL FOUR WERE CONSIDERED

TEAMS	WINS	NCAA TOURNAMENT WINS	NATIONAL TITLES	FINAL FOURS	ELITE EIGHTS	SWEET 16'S	LEAGUE TITLES (RS)	LEAGUE TOURNAMENT TITLES
ARIZONA	247	13	0	0	3	5	5	3
DUKE	267	23	2	2	4	6	1	3
FLORIDA	226	17	0	1	5	5	3	1
GONZAGA	271	17	0	1	2	4	8	7
KANSAS	278	23	0	2	5	5	9	5
KENTUCKY	275	28	1	4	6	7	5	6
LOUISVILLE	238	16	1	2	3	4	2	3
MICHIGAN	217	17	0	2	3	4	2	2
MICHIGAN ST.	238	17	0	2	3	5	3	3
N. CAROLINA	248	22	1	2	4	5	4	1
SYRACUSE	232	18	0	2	3	5	0	0
UCONN	197	13	2	2	2	2	0	2
VILLANOVA	244	16	2	2	2	2	4	3
WISCONSIN	228	18	0	2	2	6	1	1



COACH CALIPARI

NCAA DIVISION I ACTIVE WINNINGEST COACHES

(On-Court By Percentage - Min. 10 yrs. at Division I level)

NO.	COACH/TEAM	YRS.	PCT.
1.	Mark Few/Gonzaga	18	.819
2.	Roy Williams/UNC	30	.788
3.	John Calipari/Kentucky	26	.779
4.	Mike Krzyzewski/Duke	43	.765
5.	Bill Self/Kansas	25	.765

*numbers going into the 2018-19 season

SINCE 2005-06 ...

Since the 2005-06 season, John Calipari's on-court record ranks him as the winningest coach. Totals through Jan. 15, 2019.

COACH	RECORD
1. John Calipari	425-81
2. Bill Self	415-81
3. Mike Krzyzewski	393-94
4. Mark Few	392-83
5. Roy Williams	385-115

MISCELLANEOUS ON-COURT RECORDS

Overall On-Court Record:733-207 (.780)
 March/April Record:157-44 (.781)
 NCAA Record:53-18 (.746)
 Record in Conference Games:332-102 (.765)
 Record in Conference Tournament:56-12 (.824)

- Calipari owns the most single-season wins with 38, tying his own record (Memphis in '08 and UK in '12) in 2015 with 38 wins. He owns the most single-season wins at UMass, Memphis and UK
- Calipari is one of two coaches (Roy Williams) in NCAA Division I history to have 400 or more wins in the first 16 years as a head coach. Calipari had 416 wins in his first 16 years
- Calipari is the winningest coach in NCAA Division I history for a five-year span with 173 victories (2008-12)
- Calipari is the first coach in NCAA Division I history to record five straight on-court 30-win seasons. Memphis hit the 30-win plateau from 2006-09
- Calipari is one of only two coaches (Rick Pitino) to lead three different schools to a Final Four
- Calipari is one of only three coaches (John Wooden, Mike Krzyzewski) to go to four Final Fours in five seasons
- Calipari started with a 54-0 record in Rupp Arena as head coach of the Wildcats
- Calipari has 31 players that have been chosen in the NBA Draft (24 first-round picks) over the last eight seasons
- Calipari has more wins (327) in a 10-year period (2006-15) than any other coach in college basketball history
- Calipari is the second-fastest Division I men's basketball coach to reach 200 victories at a single school, behind only LIU-Brooklyn's Claire Bee
- Calipari's 30 combined regular season and tournament league titles trail only Mark Few (32) of Gonzaga for the most among active coaches
- Calipari became the fourth-fastest coach to 700 on-court wins, behind only Adolph Rupp, Jerry Tarkanian and Roy Williams
- Calipari has the third-most wins in school history, behind only Adolph Rupp and Joe B. Hall

CAL IN CONFERENCE

SEC COACHES	CONFERENCE CHAMPIONSHIPS	Tournament Championships	Conference Coach of the Year
Avery Johnson, Alabama	0	0	0
Mike Anderson, Arkansas	1	1	1
Bruce Pearl, Auburn	8	2	7
Michael White, Florida	3	0	3
Tom Crean, Georgia	3	0	3
John Calipari, Kentucky	15	15	9
Will Wade, LSU	0	0	1
Cuonzo Martin, Missouri	1	0	1
Kermit Davis, Ole Miss	7	4	3
Ben Howland, Mississippi State	7	4	3
Frank Martin, South Carolina	0	0	1
Rick Barnes, Tennessee	4	1	6
Billy Kennedy, Texas A&M	5	2	4
Bryce Drew, Vanderbilt	4	2	3
TOTALS	58	31	45

CALIPARI VS. ALL OPPONENTS

Alabama 15-4	George Mason 1-0	Morehead State 2-0	St. Bonaventure 17-1
Albany 1-0	George Washington 8-9	Murray State 1-0	St. John's 1-0
Arizona 2-1	Georgetown 2-1	Nevada 1-0	St. Joseph's 15-5
Arizona State 2-1	Georgia 17-2	New Hampshire 5-0	St. Mary's 1-0
Arkansas 11-6	Georgia Tech 1-1	New Mexico 1-0	St. Peter's 1-0
Arkansas-Little Rock 3-0	Gonzaga 4-0	New Orleans 1-0	Stanford 3-2
Arkansas-Pine Bluff 1-0	Grand Canyon 1-0	NJIT 1-0	Stephen F. Austin 1-0
Arkansas State 4-0	Hampton 1-0	North Carolina 7-3	Stony Brook 1-0
Auburn 9-2	Hartford 2-0	North Carolina State 1-0	Syracuse 3-2
Austin Peay 6-1	Harvard 2-0	North Dakota 1-0	TCU 7-1
Baylor 1-2	Hofstra 1-0	North Texas 1-0	Temple 13-11
Belmont 2-0	Holy Cross 4-1	Northeastern 3-1	Tennessee 15-9
Boise State 1-0	Houston 16-3	Northern Kentucky 2-0	Tennessee State 1-0
Boston 7-1	Howard 1-0	Northwestern State 1-0	Tennessee Tech 1-0
Boston College 2-0	Illinois 1-1	Notre Dame 2-1	Texas 2-2
Bradley 1-0	Illinois State 1-0	Oakland 1-0	Texas A&M 9-3
Bucknell 1-0	Indiana 3-2	Ohio State 1-2	Towson State 1-0
Buffalo 2-0	Iowa 0-1	Oklahoma 5-1	Troy 1-0
BYU 1-0	Iowa State 2-0	Oklahoma State 0-2	Tulane 16-0
Cal State Northridge 1-0	Jackson State 2-0	Old Dominion 2-0	Tulsa 11-1
Canisius 1-0	Kansas 3-6	Ole Miss 14-4	UAB 14-3
Central Conn. St. 2-0	Kansas State 2-1	Oral Roberts 1-0	UCF 5-0
Charlotte 2-3	Keene State 1-0	Oregon State 1-0	UCLA 4-4
Chattanooga 2-0	Kentucky 2-4	Pennsylvania 3-0	UNC Asheville 2-0
Christian Brothers 2-0	La Salle 3-0	Penn State 4-4	UNC Greensboro 2-0
Cincinnati 6-7	Lafayette (Pa.) 1-0	Pepperdine 1-0	UNC Wilmington 1-0
Cleveland State 4-0	Lamar 4-0	Pittsburgh 2-1	UIC 1-0
Coastal Carolina 1-0	LIU-Brooklyn 1-0	Portland 3-0	USF 10-1
Colorado 1-1	Lipscomb 1-0	Princeton 2-0	Utah 2-1
Colorado State 0-1	Long Beach State 1-0	Providence 3-1	Utah Valley 1-0
Columbia 1-0	Louisiana Tech 1-1	Purdue 2-1	UTEP 5-0
Connecticut 2-5	Louisville 16-7	Radford 1-0	UT Arlington 3-0
Coppin State 1-0	Loyola 1-0	Rhode Island 16-2	UT Martin 5-0
Cornell 1-0	Lowell 2-1	Rice 4-0	Valparaiso 1-0
Dartmouth 1-0	LSU 11-2	Richmond 1-0	Vanderbilt 16-4
Davidson 1-0	Manhattan 2-0	Rider 1-0	Vermont 3-0
Dayton 1-0	Marist 2-0	Robert Morris 1-1	Villanova 2-0
DePaul 4-2	Marquette 3-1	Rutgers 11-4	Virginia 0-1
Detroit 1-0	Marshall 6-0	Saint Louis 4-3	Virginia Tech 3-0
Drexel 2-0	Maryland 5-3	Sam Houston State 1-0	VMI 1-0
Duke 1-3	Massachusetts 1-0	Samford 3-0	Wake Forest 2-1
Duquesne 12-4	Memphis 1-0	Santa Clara 1-0	Washington 1-0
East Carolina 7-0	Miami (Fla.) 0-1	Savannah State 1-0	West Virginia 13-7
East Tennessee State 4-0	Miami (Ohio) 2-0	Seton Hall 1-1	Western Kentucky 2-0
Eastern Kentucky 3-0	Michigan 1-0	Siena 4-0	Wichita State 2-0
Eastern Michigan 2-0	Michigan State 2-1	SMU 7-0	Winthrop 3-0
Fairfield 1-0	Middle Tennessee 3-0	South Carolina 13-3	Wisconsin 1-1
Florida 15-8	Milwaukee 1-0	South Connecticut 1-0	Wofford 1-0
Florida State 1-1	Mississippi State 12-0	Southeastern Louisiana 3-0	Wright State 1-0
Florida Tech 0-1	Mississippi Valley St. 1-0	Southern Cal 2-0	Xavier 2-2
Fordham 5-0	Missouri 8-3	Southern Illinois 1-0	Yale 1-0
Fort Wayne 1-0	Monmouth 2-0	Southern Miss 15-4	
Furman 1-0	Montana State 1-0	Southwest Texas St. 1-0	





ASHTON HAGANS

Freshman | Guard | 6-3 | 192 lbs | Cartersville, Ga. | Newton

[@H23Ash](#) | [@ashton.hagans](#)

2018-19 SEASON/CAREER HIGHS

Points		
Season	23, at Georgia (1/15/19)	
Career	18, at Georgia (1/15/19)	
Rebounds		
Season	5, at Georgia (1/15/19)	
Career	5, at Georgia (1/15/19)	
Field Goals		
Season	9, at Georgia (1/15/19)	
Career	9, at Georgia (1/15/19)	
Field Goals Attempted		
Season	18, at Georgia (1/15/19)	
Career	18, at Georgia (1/15/19)	
3-Point Field Goals		
Season	1, 2x, last at Georgia (1/15/19)	
Career	1, 2x, last at Georgia (1/15/19)	
3-Point Field Goals Attempted		
Season	3, at Georgia (1/15/19)	
Career	3, at Georgia (1/15/19)	
Free Throws		
Season	10, vs. TEXAS A&M (1/8/19)	
Career	10, vs. TEXAS A&M (1/8/19)	
Free Throws Attempted		
Season	11, vs. TEXAS A&M (1/8/19)	
Career	11, vs. TEXAS A&M (1/8/19)	
Assists		
Season	7, vs. UTAH (12/15/18)	
Career	7, vs. UTAH (12/15/18)	
Steals		
Season	8, vs. North Carolina (12/22/18)	
Career	8, vs. North Carolina (12/22/18)	
Blocked Shots		
Season	2, vs. VMI (11/18/18)	
Career	2, vs. VMI (11/18/18)	
Minutes Played		
Season	35, at Georgia (1/15/19)	
Career	35, at Georgia (1/15/19)	
MISCELLANEOUS		
	2018-19	CAREER
Dunks	3	3
Double-Figure		
Scoring Games	5	5
Double-Figure		
Rebounding Games	0	0
Games With		
Double-Double	0	0
Games Led UK		
in Scoring	2	2
Games Led UK		
in Rebounding	0	0
Games Led UK		
in Assists	11	11
Games Led UK		
in Steals	8	8
Games Led UK		
in Blocks	1	1
Games With		
3+ Assists	13	13
Games With		
3+ Blocks	0	0
Games With		
3+ Steals	7	7
Games With		
3+ 3-Pointers	0	0

- Pronunciation: HAY-gens
- Won SEC Freshman of the Week for a second time this week
- Set all sorts of career highs in his return to Georgia, including points (23), rebounds (five), field goals (19) and minutes (35)
- Scored in double figures in five in a row, averaging 15.8 points per game during that span
- Leads UK with 36 steals, only seven behind Rajon Rondo's 2004-15 pace through 16 games when he set the single-season school record
 - Believed to be first player in school history with at least three steals in six straight games
 - No. 1 nationally in steals per game among freshmen who are averaging 25 minutes or less
 - Averaging 3.8 steals per 40 minutes and 5.8 over the last six games
- Leads team with 56 total assists, including three or more in his last 10 games
- Tied Rajon Rondo and Wayne Turner's school record with eight steals against North Carolina
- Dished out a career-high seven assists with just one turnover in 23 minutes vs. Utah
- Considered UK's best on-ball defender
- Forewent his final year of high school eligibility and enrolled at UK a year early
- Swept the major awards in the state of Georgia, winning both the Gatorade Georgia Player of the Year and the Mr. Georgia Basketball honor as a junior
 - Averaged 20.2 points, 10.7 assists, 7.6 assists, 3.6 steals while leading Newton to 7A state semifinals
- Rated as the No. 12 overall player in the final Rivals rankings and No. 13 by 247 Sports. ESPN ranked him No. 20 overall

Birthday: July 8
Parents: Monica Wheeler and Marvin Hagans
Major: Undeclared/exploratory studies in agriculture

Off the court he likes to ...
 Chill with teammates, play NBA2K, watch highlights, go out to eat and sleep

Did you know ...
 He won a football little league state championship as a kid and is a cousin to former NFL player Ronnie Brown



Game-By-Game Statistics

Opponent	Date	qs	min	Total		3-Pointers		Free throws		Rebounds			pf	a	t/o	blk	stl	pts	avg		
				fg	fga	pct	3fg	3fga	pct	ft	fta	pct								off	def
vs Duke	11/06/18	*	20	1-3	.333	0-1	.000	0-0	.000	0	1	1	1.0	4	4	3	0	0	2	2.0	
SOUTHERN ILLINOIS	11/09/18		13	0-0	.000	0-0	.000	0-0	.000	0	0	0	0.5	3	3	2	0	0	0	1.0	
NORTH DAKOTA	11/14/18		16	1-3	.333	0-1	.000	0-0	.000	1	1	2	1.0	0	1	2	0	1	2	1.3	
VMI	11/18/18		21	2-3	.667	0-0	.000	1-2	.500	0	1	1	1.0	1	4	0	2	2	5	2.3	
WINTHROP	11/21/18		16	1-1	1.000	0-0	.000	0-0	.000	1	1	2	1.2	2	1	3	0	1	2	2.2	
TENNESSEE STATE	11/23/18		12	1-4	.250	0-1	.000	0-0	.000	0	0	0	1.0	0	1	1	0	0	2	2.2	
MONMOUTH	11/28/18		20	2-3	.667	1-2	.500	2-2	1.000	0	2	2	1.1	1	3	2	0	1	7	2.9	
UNCG	12/01/18		28	1-3	.333	0-0	.000	3-3	1.000	0	2	2	1.3	2	3	2	1	3	5	3.1	
vs Seton Hall	12/08/18	*	30	3-7	.429	0-2	.000	2-3	.667	1	0	1	1.2	3	4	1	0	1	8	3.7	
UTAH	12/15/18	*	23	1-7	.143	0-0	.000	0-0	.000	0	0	0	1.1	1	7	2	0	1	2	3.5	
vs #9/10 North Carolina	12/22/18	*	31	2-6	.333	0-0	.000	3-4	.750	1	3	4	1.4	3	3	5	1	8	7	3.8	
at RV/RV Louisville	12/29/18	*	24	5-11	.455	0-1	.000	1-2	.500	2	0	2	1.4	3	3	1	0	3	11	4.4	
at Alabama	01/05/19	*	33	5-10	.500	0-0	.000	2-2	1.000	1	2	3	1.5	2	6	2	0	3	12	5.0	
TEXAS A&M	01/08/19	*	30	4-6	.667	0-1	.000	10-11	.909	0	1	1	1.5	1	5	1	0	5	18	5.9	
VANDERBILT	01/12/19	*	33	7-9	.778	0-1	.000	1-2	.500	1	3	4	1.7	1	4	5	0	3	15	6.5	
at Georgia	01/15/19	*	35	9-18	.500	1-3	.333	4-5	.800	1	4	5	1.9	1	4	1	0	4	23	7.6	
Totals			9	385	45-94	.479	2-13	.154	29-36	.806	9	21	30	1.9	28	56	33	4	36	121	7.6

Games played: 16
 Minutes/game: 24.1
 Points/game: 7.6
 FG Pct: 47.9
 3FG Pct: 15.4
 FT Pct: 80.6

Rebounds/game: 1.9
 Assists/game: 3.5
 Turnovers/game: 2.1
 Assist/turnover ratio: 1.7
 Steals/game: 2.3
 Blocks/game: 0.3

Career Statistics

Year	GP-GS	Min-Avg	FG-FGA	Pct	3FG-FGA	Pct	FT-FTA	Pct	Off-Def-Tot-Avg	PF-FO	Ast	TO	Blk	Stl	Pts	Avg
2018-19	16-9	385-24.1	45-94	.479	2-13	.154	29-36	.806	9-21-30-1.9	28-0	56	33	4	36	121	7.6
TOTAL	16-9	385-24.1	45-94	.479	2-13	.154	29-36	.806	9-21-30-1.9	28-0	56	33	4	36	121	7.6

2018-19 SEASON/CAREER HIGHS

Points		
Season	27, vs. TENNESSEE STATE (11/23/18)	
Career	27, vs. TENNESSEE STATE (11/23/18)	
Rebounds		
Season	11, vs. UNCG (12/1/18)	
Career	11, vs. UNCG (12/1/18)	
Field Goals		
Season	8, 2x, last vs. UTAH (12/15/18)	
Career	8, 2x, last vs. UTAH (12/15/18)	
Field Goals Attempted		
Season	16, vs. Duke (11/6/18)	
Career	16, vs. Duke (11/6/18)	
3-Point Field Goals		
Season	4, vs. North Carolina (12/22/18)	
Career	4, vs. North Carolina (12/22/18)	
3-Point Field Goals Attempted		
Season	7, 2x last vs. North Carolina (12/22/18)	
Career	7, 2x last vs. North Carolina (12/22/18)	
Free Throws		
Season	13, vs. TENNESSEE STATE (11/23/18)	
Career	13, vs. TENNESSEE STATE (11/23/18)	
Free Throws Attempted		
Season	18, vs. TENNESSEE STATE (11/23/18)	
Career	18, vs. TENNESSEE STATE (11/23/18)	
Assists		
Season	4, at Alabama (1/5/19)	
Career	4, at Alabama (1/5/19)	
Steals		
Season	3, 2x, last at Alabama (1/5/19)	
Career	3, 2x, last at Alabama (1/5/19)	
Blocked Shots		
Season	1, vs. Duke (11/6/18)	
Career	1, vs. Duke (11/6/18)	
Minutes Played		
Season	43, vs. Seton Hall (12/8/18)	
Career	43, vs. Seton Hall (12/8/18)	
MISCELLANEOUS		
	2018-19	CAREER
Dunks	9	9
Double-Figure Scoring Games	13	13
Double-Figure Rebounding Games	2	2
Games With Double-Double	2	2
Games Led UK in Scoring	6	6
Games Led UK in Rebounding	3	3
Games Led UK in Assists	0	0
Games Led UK in Steals	2	2
Games Led UK in Blocks	0	0
Games With 3+ Assists	2	2
Games With 3+ Blocks	0	0
Games With 3+ Steals	2	2
Games With 3+ 3-Pointers	2	2

- Two-time SEC Freshman of the Week
- Only freshman in the country averaging at least 14.5 points per game, shooting at least 50 percent from the field, at least 38 percent from 3-point range and made at least 20 3s
- Averaging a team-best 14.6 points while shooting 50 percent from the floor
 - Scored in double figures in 13 of 16 games and 20 or more in a team-high-tying four games
 - Second on the team with 21 3-pointers and is shooting 38.9 percent from 3
- Hit a buzzer-beater half-court shot to force overtime against Seton Hall
- Posted 24 points on 8-of-9 shooting with a career-high six 3-pointers vs. Utah
- Scored a career-high 27 points vs. Tennessee State and made 13 shots from the foul line
 - The 13 free throws are tied for the second most by a UK player under John Calipari
- Posted two double-doubles
- His 23 points vs. Duke were tied for the fifth most in a debut in program history
- On the midseason watch list for the John R. Wooden Award and the preseason list for the Naismith Trophy
- Named to the Naismith Memorial Basketball Hall of Fame's Julius Erving Award watch list (best small forward)
- Averaged 12.8 points and 4.2 rebounds per game in six exhibition games while shooting at a 53.8-percent clip
- Averaged 22.1 points, 6.8 boards and 4.4 assists per game for Oak Hill Academy
- Virginia Gatorade High School Player of the Year

Birthday: Oct. 11
Parents: Rochelle and Chris
Major: Undeclared/exploratory studies in agriculture

Off the court he likes to ...
 Play Fortnite, hang out with friends, spend time with family, fish and go to amusement parks

Did you know ...
 He was a member of the National Honor Society in high school and he wishes he had the talent to dance well



Game-By-Game Statistics

Opponent	Date	gs	min	Total		3-Pointers		Free throws		Rebounds				pf	a	t/o	blk	stl	pts	avg	
				fg-fga	pct	3fg-fga	pct	ft-fa	pct	off	def	tot	avg								
vs Duke	11/06/18	*	30	8-16	.500	1-3	.333	6-10	.600	1	3	4	4.0	3	2	0	1	1	23	23.0	
SOUTHERN ILLINOIS	11/09/18	*	32	5-10	.500	0-3	.000	5-7	.714	0	4	4	4.0	1	2	3	0	1	15	19.0	
NORTH DAKOTA	11/14/18	*	34	3-4	.750	0-0	.000	6-8	.750	3	7	10	6.0	2	1	0	0	0	12	16.7	
VMI	11/18/18	*	25	4-8	.500	1-2	.500	0-0	.000	2	1	3	5.3	2	2	1	0	1	9	14.8	
WINTHROP	11/21/18	*	26	4-10	.400	2-5	.400	3-6	.500	1	6	7	5.6	2	1	2	0	1	13	14.4	
TENNESSEE STATE	11/23/18	*	35	7-15	.467	0-2	.000	13-18	.722	3	4	7	5.8	4	0	2	0	0	27	16.5	
MONMOUTH	11/28/18	*	31	5-9	.556	1-3	.333	4-5	.800	0	3	3	5.4	1	2	4	0	0	15	16.3	
UNCG	12/01/18	*	31	4-7	.571	1-1	1.000	4-6	.667	2	9	11	6.1	1	2	2	0	1	13	15.9	
vs Seton Hall	12/08/18	*	43	4-9	.444	2-6	.333	0-0	.000	1	4	5	6.0	3	1	3	0	0	10	15.2	
UTAH	12/15/18	*	33	8-9	.889	6-7	.857	2-2	1.000	0	2	2	5.6	2	0	2	0	1	24	16.1	
vs #9/10 North Carolina	12/22/18	*	23	7-11	.636	4-7	.571	3-4	.750	0	3	3	5.4	5	3	1	0	3	21	16.5	
at RV/RV Louisville	12/29/18	*	34	5-13	.385	1-5	.200	4-4	1.000	1	6	7	5.5	2	2	2	0	1	15	16.4	
at Alabama	01/05/19	*	30	5-10	.500	1-3	.333	2-2	1.000	1	6	7	5.6	3	4	1	0	3	13	16.2	
TEXAS A&M	01/08/19	*	27	2-9	.222	0-4	.000	4-4	1.000	2	4	6	5.6	1	2	4	0	0	8	15.6	
VANDERBILT	01/12/19	*	24	6-8	.750	1-2	.500	2-2	1.000	0	1	1	5.3	5	1	4	0	0	15	15.5	
at Georgia	01/15/19	*	27	0-6	.000	0-1	.000	0-0	.000	2	1	3	5.2	1	2	2	0	1	0	14.6	
Totals			16	485	77-154	.500	21-54	.389	58-78	.744	19	64	83	5.2	38	27	33	1	14	233	14.6

Games played: 16
 Minutes/game: 30.3
 Points/game: 14.6
 FG Pct: 50.0
 3FG Pct: 38.9
 FT Pct: 74.4

Rebounds/game: 5.2
 Assists/game: 1.7
 Turnovers/game: 2.1
 Assist/turnover ratio: 0.8
 Steals/game: 0.9
 Blocks/game: 0.1

Career Statistics

Year	GP-GS	Min-Avg	FG-FGA	Pct	3FG-FGA	Pct	FT-FTA	Pct	Off-Def-Tot-Avg	PF-FO	Ast	TO	Blk	Stl	Pts	Avg
2018-19	16-16	485-30.3	77-154	.500	21-54	.389	58-78	.744	19-64-83-5.2	38-2	27	33	1	14	233	14.6
TOTAL	16-16	485-30.3	77-154	.500	21-54	.389	58-78	.744	19-64-83-5.2	38-2	27	33	1	14	233	14.6

4

2018-19 SEASON/CAREER HIGHS

Points		
Season	10, vs. WINTHROP (11/21/18)	
Career	25, vs. FORT WAYNE (11/22/17)	
Rebounds		
Season	19, vs. SOUTHERN ILLINOIS (11/9/18)	
Career	19, vs. SOUTHERN ILLINOIS (11/9/18)	
Field Goals		
Season	4, vs. WINTHROP (11/21/18)	
Career	9, vs. FORT WAYNE (11/22/17)	
Field Goals Attempted		
Season	8, vs. SOUTHERN ILLINOIS (11/9/18)	
Career	10, vs. FORT WAYNE (11/22/17)	
3-Point Field Goals		
Season	-	
Career	-	
3-Point Field Goals Attempted		
Season	-	
Career	-	
Free Throws		
Season	2, 3x, last vs. MONMOUTH (11/28/18)	
Career	7, vs. FORT WAYNE (11/22/17)	
Free Throws Attempted		
Season	3, vs. SOUTHERN ILLINOIS (11/9/18)	
Career	7, 2x, last vs. VANDERBILT (1/30/18)	
Assists		
Season	2, at Alabama (1/5/19)	
Career	2, 2x, last at Alabama (1/5/19)	
Steals		
Season	1, vs. VANDERBILT (1/13/19)	
Career	1, 4x, last vs. VANDERBILT (1/13/19)	
Blocked Shots		
Season	3, 3x, last at Georgia (1/15/19)	
Career	3, 7x, last at Georgia (1/15/19)	
Minutes Played		
Season	27, vs. SOUTHERN ILLINOIS (11/9/18)	
Career	27, vs. SOUTHERN ILLINOIS (11/9/18)	
MISCELLANEOUS		
	2018-19	CAREER
Dunks	11	39
Double-Figure		
Scoring Games	1	8
Double-Figure		
Rebounding Games	1	2
Games With		
Double-Double	0	1
Games Led UK		
in Scoring	0	1
Games Led UK		
in Rebounding	2	10
Games Led UK		
in Assists	0	0
Games Led UK		
in Steals	0	0
Games Led UK		
in Blocks	9	21
Games With		
3+ Assists	0	0
Games With		
3+ Blocks	3	7
Games With		
3+ Steals	0	0
Games With		
3+ 3-Pointers	0	0

- Leads the team with 22 blocks
- Grabbed six rebounds and blocked two shots in 10 minutes vs. North Carolina
- Scored 10 points, including six of UK's first 11 in the second half, in the win over Winthrop
- Scored six points and had a career-high-tying three blocks in win over Monmouth
- Played one of the best games of his career vs. Southern Illinois with eight points, a career-high 19 rebounds and a career-high-tying three blocks
- The 19 rebounds were the most by a UK player since Michael Kidd-Gilchrist hauled in 19 boards vs. Louisville on Dec. 31, 2011. The 19 rebounds also matched SIU's team total
- Named to the Naismith Memorial Basketball Hall of Fame's Kareem Abdul Jabbar Award preseason watch list (best center)
- Averaged 11.5 points, 5.2 rebounds with a team-high-tying 10 blocks in the six exhibition games
- Scored in double figures seven times during his freshman season and started all 37 games
- Averaged 5.1 points, 4.4 rebounds and 0.9 blocks per game a season ago
- Finished second on the team in blocks with 33 and fourth in total rebounds with 163
- Recorded a double-double (25 points, 15 rebounds) vs. Fort Wayne
- Became the third UK player in the Calipari era with 25 points and 15 rebounds in a game (Terrence Jones vs. Notre Dame, 12/8/10); DeMarcus Cousins vs. Sam Houston State, 11/19/09)
- Has the top wingspan on the team at 7-foot-5

Birthday: Nov. 29
Mother: Marion Tenn
Major: Undeclared/exploratory studies in agriculture

Off the court he likes to ...
 Play FIFA (video game), shop for sneakers, shop for clothes, watch movies, and hang out with friends and family

Did you know ...
 He's the second UK player to hail from the Patrick School, joining Michael Kidd-Gilchrist. He's also a soccer enthusiast



Game-By-Game Statistics

Opponent	Date	gs	min	Total		3-Pointers		Free throws		Rebounds				pf	a	t/o	blk	stl	pts	avg	
				fg-fga	pct	3fg-fga	pct	ft-fa	pct	off	def	tot	avg								
vs Duke	11/06/18		19	0-3	.000	0-2	.000	6-6	1.000	0	1	1	1.0	2	1	1	0	0	6	6.0	
SOUTHERN ILLINOIS	11/09/18	*	31	6-10	.600	2-4	.500	1-1	1.000	0	4	4	2.5	2	0	2	0	2	15	10.5	
NORTH DAKOTA	11/14/18	*	27	2-5	.400	0-2	.000	8-10	.800	0	1	1	2.0	0	4	0	0	2	12	11.0	
VMI	11/18/18	*	27	0-4	.000	0-3	.000	6-6	1.000	0	1	1	1.8	0	2	1	0	1	6	9.8	
WINTHROP	11/21/18	*	31	1-1	1.000	1-1	1.000	0-0	.000	0	6	6	2.6	3	3	1	0	0	3	8.4	
TENNESSEE STATE	11/23/18	*	26	3-6	.500	1-2	.500	2-2	1.000	1	0	1	2.3	0	2	1	0	0	9	8.5	
MONMOUTH	11/28/18	*	20	1-3	.333	0-2	.000	2-2	1.000	0	2	2	2.3	0	2	2	0	0	4	7.9	
UNCG	12/01/18	*	17	0-2	.000	0-2	.000	1-2	.500	0	1	1	2.1	1	1	1	0	0	1	7.0	
vs Seton Hall	12/08/18		26	3-6	.500	2-3	.667	0-2	.000	0	1	1	2.0	1	2	1	0	0	8	7.1	
UTAH	12/15/18		23	4-7	.571	2-3	.667	2-2	1.000	0	1	1	1.9	3	2	1	0	0	12	7.6	
vs #9/10 North Carolina	12/22/18		15	0-1	.000	0-1	.000	2-2	1.000	0	3	3	2.0	2	1	3	1	0	2	7.1	
at RV/RV Louisville	12/29/18		18	1-3	.333	0-2	.000	0-0	.000	0	1	1	1.9	3	2	2	0	2	2	6.7	
at Alabama	01/05/19		15	3-5	.600	2-4	.500	0-0	.000	0	2	2	1.9	1	0	1	0	0	8	6.8	
TEXAS A&M	01/08/19		13	4-4	1.000	2-2	1.000	0-1	.000	0	1	1	1.9	0	2	0	0	3	10	7.0	
VANDERBILT	01/12/19		20	4-9	.444	3-7	.429	1-2	.500	0	0	0	1.7	0	0	0	0	0	12	7.3	
at Georgia	01/15/19		13	1-3	.333	0-1	.000	0-0	.000	0	0	0	1.6	2	2	0	0	1	2	7.0	
Totals			7	341	33-72	.458	15-41	.366	31-38	.816	1	25	26	1.6	20	26	17	1	11	112	7.0

Games played: 16
 Minutes/game: 21.3
 Points/game: 7.0
 FG Pct: 45.8
 3FG Pct: 36.6
 FT Pct: 81.6

Rebounds/game: 1.6
 Assists/game: 1.6
 Turnovers/game: 1.1
 Assist/turnover ratio: 1.5
 Steals/game: 0.7
 Blocks/game: 0.1

Career Statistics

Year	GP-GS	Min-Avg	FG-FGA	Pct	3FG-FGA	Pct	FT-FTA	Pct	Off-Def-Tot-Avg	PF-FO	Ast	TO	Blk	Stl	Pts	Avg
2017-18	37-37	543-14.7	69-112	.616	0-0	.000	51-71	.718	55-108-163-4.4	76-1	9	26	33	3	189	5.1
2018-19	16-2	186-11.6	21-36	.583	0-0	.000	9-12	.750	25-32-57-3.6	29-1	3	11	22	1	51	3.2
TOTAL	53-39	729-13.8	90-148	.608	0-0	.000	60-83	.723	80-140-220-4.2	105-2	12	37	55	4	240	4.5

5

IMMANUEL QUICKLEY

Freshman | Guard | 6-3 | 185 lbs | Havre de Grace, Md. | John Carroll School

[@IQ_GodSon](#) | [@immanuelquickley_](#)

2018-19 SEASON/CAREER HIGHS

Points		
Season	15, vs. SOUTHERN ILLINOIS (11/9/18)	
Career	15, vs. SOUTHERN ILLINOIS (11/9/18)	
Rebounds		
Season	6, vs. WINTHROP (11/21/18)	
Career	6, vs. WINTHROP (11/21/18)	
Field Goals		
Season	6, vs. SOUTHERN ILLINOIS (11/9/18)	
Career	6, vs. SOUTHERN ILLINOIS (11/9/18)	
Field Goals Attempted		
Season	10, vs. SOUTHERN ILLINOIS (11/9/18)	
Career	10, vs. SOUTHERN ILLINOIS (11/9/18)	
3-Point Field Goals		
Season	3, vs. VANDERBILT (1/12/19)	
Career	3, vs. VANDERBILT (1/12/19)	
3-Point Field Goals Attempted		
Season	7, vs. VANDERBILT (1/12/19)	
Career	7, vs. VANDERBILT (1/12/19)	
Free Throws		
Season	8, vs. NORTH DAKOTA (11/14/18)	
Career	8, vs. NORTH DAKOTA (11/14/18)	
Free Throws Attempted		
Season	10, vs. NORTH DAKOTA (11/14/18)	
Career	10, vs. NORTH DAKOTA (11/14/18)	
Assists		
Season	4, vs. NORTH DAKOTA (11/14/18)	
Career	4, vs. NORTH DAKOTA (11/14/18)	
Steals		
Season	3, vs. TEXAS A&M (1/8/19)	
Career	3, vs. TEXAS A&M (1/8/19)	
Blocked Shots		
Season	1, vs. North Carolina (12/22/18)	
Career	1, vs. North Carolina (12/22/18)	
Minutes Played		
Season	31, 2x, last vs. WINTHROP (11/21/18)	
Career	31, 2x, last vs. WINTHROP (11/21/18)	
MISCELLANEOUS		
	2018-19	CAREER
Dunks	0	0
Double-Figure		
Scoring Games	5	5
Double-Figure		
Rebounding Games	0	0
Games With		
Double-Double	0	0
Games Led UK		
in Scoring	1	1
Games Led UK		
in Rebounding	0	0
Games Led UK		
in Assists	0	0
Games Led UK		
in Steals	1	1
Games Led UK		
in Blocks	0	0
Games With		
3+ Assists	2	2
Games With		
3+ Blocks	0	0
Games With		
3+ Steals	1	1
Games With		
3+ 3-Pointers	1	1

- Scored a combined 30 points over a three-game stretch between Jan. 5-12, including at least two 3-pointers during that stretch and a career-high three vs. Vanderbilt
- Made 31 of his 37 foul shots, an 81.6-percent clip
- Scored 12 points in the win over Utah, his best output since scoring 12 on Nov. 14
- Had 12 points and a season-high four assists to couple with two steals vs. North Dakota
- Scored a team-high-tying 15 points in the win vs. Southern Illinois
 - Made 6 of 10 from the floor, including 2 of 4 from behind the arc
- Went a perfect 6 for 6 from the line against Duke
- Dished out a team-high 24 assists with just three turnovers over the six exhibition games
 - Averaged 7.3 points, 4.5 rebounds and 4.5 assists per game in the four Bahamas exhibition games
 - Had four or more assists in all four wins in the Bahamas
- Scored 12 points with five assists and a steal against Mega Bemax
- Two-time state champion at the John Carroll School
 - Three-time Maryland All-State selection
- Averaged 20.0 points, 6.0 rebounds and 6.0 assists per game as a senior
- Also a member of the USA U17 and U19 teams, winning gold with U17 team at the FIBA Championships
- McDonald's Game All American
 - Won the 3-point contest at the event
- Ranked a top-three player at his position in class of 2018 by ESPN, 247 and Rivals

Birthday: June 17

Parents: Nitrease and Marcellous

Major: Undeclared/exploratory studies in agriculture

Off the court he likes to ...

Play the drums, watch movies, go to church, dance and play video games

Did you know ...

An honor-roll student in high school, he also excels musically and can play the saxophone, the piano and the drums



Game-By-Game Statistics

Opponent	Date	gs	min	Total		3-Pointers		Free throws		Rebounds				pf	a	t/o	blk	stl	pts	avg	
				fg-fga	pct	3fg-fga	pct	ft-fga	pct	off	def	tot	avg								
vs Duke	11/06/18		19	0-3	.000	0-2	.000	6-6	1.000	0	1	1	1.0	2	1	1	0	0	6	6.0	
SOUTHERN ILLINOIS	11/09/18	*	31	6-10	.600	2-4	.500	1-1	1.000	0	4	4	2.5	2	0	2	0	2	15	10.5	
NORTH DAKOTA	11/14/18	*	27	2-5	.400	0-2	.000	8-10	.800	0	1	1	2.0	0	4	0	0	2	12	11.0	
VMI	11/18/18	*	27	0-4	.000	0-3	.000	6-6	1.000	0	1	1	1.8	0	2	1	0	1	6	9.8	
WINTHROP	11/21/18	*	31	1-1	1.000	1-1	1.000	0-0	.000	0	6	6	2.6	3	3	1	0	0	3	8.4	
TENNESSEE STATE	11/23/18	*	26	3-6	.500	1-2	.500	2-2	1.000	1	0	1	2.3	0	2	1	0	0	9	8.5	
MONMOUTH	11/28/18	*	20	1-3	.333	0-2	.000	2-2	1.000	0	2	2	2.3	0	2	2	0	0	4	7.9	
UNCG	12/01/18	*	17	0-2	.000	0-2	.000	1-2	.500	0	1	1	2.1	1	1	1	0	0	1	7.0	
vs Seton Hall	12/08/18		26	3-6	.500	2-3	.667	0-2	.000	0	1	1	2.0	1	2	1	0	0	8	7.1	
UTAH	12/15/18		23	4-7	.571	2-3	.667	2-2	1.000	0	1	1	1.9	3	2	1	0	0	12	7.6	
vs #9/10 North Carolina	12/22/18		15	0-1	.000	0-1	.000	2-2	1.000	0	3	3	2.0	2	1	3	1	0	2	7.1	
at RV/RV Louisville	12/29/18		18	1-3	.333	0-2	.000	0-0	.000	0	1	1	1.9	3	2	2	0	2	2	6.7	
at Alabama	01/05/19		15	3-5	.600	2-4	.500	0-0	.000	0	2	2	1.9	1	0	1	0	0	8	6.8	
TEXAS A&M	01/08/19		13	4-4	1.000	2-2	1.000	0-1	.000	0	1	1	1.9	0	2	0	0	3	10	7.0	
VANDERBILT	01/12/19		20	4-9	.444	3-7	.429	1-2	.500	0	0	0	1.7	0	0	0	0	0	12	7.3	
at Georgia	01/15/19		13	1-3	.333	0-1	.000	0-0	.000	0	0	0	1.6	2	2	0	0	1	2	7.0	
Totals			7	341	33-72	.458	15-41	.366	31-38	.816	1	25	26	1.6	20	26	17	1	11	112	7.0

Games played: 16
 Minutes/game: 21.3
 Points/game: 7.0
 FG Pct: 45.8
 3FG Pct: 36.6
 FT Pct: 81.6

Rebounds/game: 1.6
 Assists/game: 1.6
 Turnovers/game: 1.1
 Assist/turnover ratio: 1.5
 Steals/game: 0.7
 Blocks/game: 0.1

Career Statistics

Year	GP-GS	Min-Avg	FG-FGA	Pct	3FG-FGA	Pct	FT-FTA	Pct	Off-Def-Tot-Avg	PF-FO	Ast	TO	Blk	Stl	Pts	Avg
2018-19	16-7	341-21.3	33-72	.458	15-41	.366	31-38	.816	1-25-26-1.6	20-0	26	17	1	11	112	7.0
TOTAL	16-7	341-21.3	33-72	.458	15-41	.366	31-38	.816	1-25-26-1.6	20-0	26	17	1	11	112	7.0

2018-19 SEASON/CAREER HIGHS

Points		
Season	-	
Career	5, vs. TEXAS A&M (1/3/17)	
Rebounds		
Season	1, vs. NORTH DAKOTA (11/14/18)	
Career	1, vs. NORTH DAKOTA (11/14/18)	
Field Goals		
Season	-	
Career	1, vs. TEXAS A&M (1/3/17)	
Field Goals Attempted		
Season	-	
Career	1, 4X, last vs. TEXAS A&M (1/3/17)	
3-Point Field Goals		
Season	-	
Career	1, vs. TEXAS A&M (1/3/17)	
3-Point Field Goals Attempted		
Season	-	
Career	1, 3x, last vs. TEXAS A&M (1/3/17)	
Free Throws		
Season	-	
Career	2, 2x, last vs. TEXAS A&M (1/3/17)	
Free Throws Attempted		
Season	-	
Career	2, 3x, last vs. TEXAS A&M (1/3/17)	
Assists		
Season	-	
Career	-	
Steals		
Season	-	
Career	-	
Blocked Shots		
Season	-	
Career	-	
Minutes Played		
Season	2, 2x, last vs. MONMOUTH (11/28/18)	
Career	3, vs. CLEVELAND ST. (11/23/16)	
MISCELLANEOUS		
	2018-19	CAREER
Dunks	0	0
Double-Figure		
Scoring Games	0	0
Double-Figure		
Rebounding Games	0	0
Games With		
Double-Double	0	0
Games Led UK		
in Scoring	0	0
Games Led UK		
in Rebounding	0	0
Games Led UK		
in Assists	0	0
Games Led UK		
in Steals	0	0
Games Led UK		
in Blocks	0	0
Games With		
3+ Assists	0	0
Games With		
3+ Blocks	0	0
Games With		
3+ Steals	0	0
Games With		
3+ 3-Pointers	0	0

- Played a minute vs. Utah
- Snared his first career rebound, on the offensive end, in two minutes against North Dakota
- Saw two minutes of action in the win over Monmouth
- Played one minute in UK's exhibition win over Transylvania
- Saw action in UK's final two Bahamas exhibition games
 - Scored the game's final bucket in the win over Team Toronto
 - Hauled in a rebound vs. Mega Bemax
- Seen action in 24 career games and scored seven career points
- SEC Academic Honor Roll member the past three seasons
- On pace to graduate in May with a degree in kinesiology
- 1,000-point scorer in high school
- His father was a letterwinner at the University of Pittsburgh while head coach John Calipari was an assistant coach

Birthday: Nov. 7
Parents: Joseph and Sandi Major
Major: Kinesiology

Off the court he likes to ...
 Hang out with family and friends, play video games, watch Netflix/movies, go on adventures, and travel

Did you know ...
 He averaged 18.5 points as a senior and knocked down the winning shot on senior night to win a sectional title



Game-By-Game Statistics

Opponent	Date	gs	min	Total fg-fga	pct	3-Pointers 3fg-fga	pct	Free throws ft-fa	pct	Rebounds off	def	tot	avg	pf	a	l/o	blk	stl	pts	avg	
vs Duke	11/06/18		dnp	-	-	-	-	-	-	-	-	-	-	-	-	-	-	-	-	-	-
SOUTHERN ILLINOIS	11/09/18		dnp	-	-	-	-	-	-	-	-	-	-	-	-	-	-	-	-	-	-
NORTH DAKOTA	11/14/18	2	0-0	.000	0-0	.000	0-0	.000	0-0	1	0	1	1.0	0	0	0	0	0	0	0	0.0
VMI	11/18/18		dnp	-	-	-	-	-	-	-	-	-	-	-	-	-	-	-	-	-	-
WINTHROP	11/21/18		dnp	-	-	-	-	-	-	-	-	-	-	-	-	-	-	-	-	-	-
TENNESSEE STATE	11/23/18		dnp	-	-	-	-	-	-	-	-	-	-	-	-	-	-	-	-	-	-
MONMOUTH	11/28/18	2	0-0	.000	0-0	.000	0-0	.000	0-0	0	0	0	0.5	0	0	0	0	0	0	0	0.0
UNCG	12/01/18		dnp	-	-	-	-	-	-	-	-	-	-	-	-	-	-	-	-	-	-
vs Seton Hall	12/08/18		dnp	-	-	-	-	-	-	-	-	-	-	-	-	-	-	-	-	-	-
UTAH	12/15/18	1	0-0	.000	0-0	.000	0-0	.000	0-0	0	0	0	0.3	0	0	0	0	0	0	0	0.0
vs #9/10 North Carolina	12/22/18		dnp	-	-	-	-	-	-	-	-	-	-	-	-	-	-	-	-	-	-
at RV/RV Louisville	12/29/18		dnp	-	-	-	-	-	-	-	-	-	-	-	-	-	-	-	-	-	-
at Alabama	01/05/19		dnp	-	-	-	-	-	-	-	-	-	-	-	-	-	-	-	-	-	-
TEXAS A&M	01/08/19		dnp	-	-	-	-	-	-	-	-	-	-	-	-	-	-	-	-	-	-
VANDERBILT	01/12/19		dnp	-	-	-	-	-	-	-	-	-	-	-	-	-	-	-	-	-	-
at Georgia	01/15/19		dnp	-	-	-	-	-	-	-	-	-	-	-	-	-	-	-	-	-	-
Totals		0	5	0-0	.000	0-0	.000	0-0	.000	1	0	1	0.3	0	0	0	0	0	0	0	0.0

Games played: 3
 Minutes/game: 1.7

Rebounds/game: 0.3

Career Statistics

Year	GP-GS	Min-Avg	FG-FGA	Pct	3FG-FGA	Pct	FT-FTA	Pct	Off-Def-Tot-Avg	PF-FO	Ast	TO	Blk	Stl	Pts	Avg
2015-16	11-0	11-1.0	0-2	.00	0-2	.000	2-2	1.000	0-0-0-0.0	1-0	0	1	0	0	2	0.2
2016-17	7-0	11-1.6	1-2	.500	1-1	1.000	2-4	.500	0-0-0-0.0	0-0	0	3	0	0	5	0.7
2017-18	6-0	4-0.7	0-0	.000	0-0	.000	0-0	.000	0-0-0-0.0	1-0	0	2	0	0	0	0.0
2018-19	3-0	5-1.7	0-0	.000	0-0	.000	0-0	.000	1-0-1-0.3	0-0	0	0	0	0	0	0.0
TOTAL	27-0	31-1.1	1-4	.250	1-3	.333	4-6	.667	1-0-1-0.0	2-0	0	6	0	0	7	0.3

12

BRAD CALIPARI

Junior | Guard | 6-0 | 179 lbs | Franklin Lakes, N.J. | MacDuffie School

[@bradcalipari](#) |
 [@brad.calipari](#) |
 [@bradcalipari](#)

2018-19 SEASON/CAREER HIGHS

Points	
Season	-
Career	3, 3x, last vs. MISSOURI (2/24/18)
Rebounds	
Season	-
Career	1, 5x, last at Texas A&M (2/10/18)
Field Goals	
Season	-
Career	1, 3x, last vs. MISSOURI (2/24/18)
Field Goals Attempted	
Season	-
Career	3, 2x, last vs. Arizona State (11/28/16)
3-Point Field Goals	
Season	-
Career	1, 3x, last vs. MISSOURI (2/24/18)
3-Point Field Goals Attempted	
Season	-
Career	3, vs. CLEVELAND STATE (11/23/16)
Free Throws	
Season	-
Career	2, vs. CANISIUS (11/13/16)
Free Throws Attempted	
Season	-
Career	3, vs. CANISIUS (11/13/16)
Assists	
Season	-
Career	1, 2x, last vs. LOUISVILLE (12/29/17)
Steals	
Season	-
Career	-
Blocked Shots	
Season	-
Career	1, vs. CLEVELAND STATE (11/23/16)
Minutes Played	
Season	-
Career	8, vs. CLEVELAND STATE (11/23/16)

MISCELLANEOUS	2018-19	CAREER
Dunks	0	0
Double-Figure Scoring Games	0	0
Double-Figure Rebounding Games	0	0
Games With Double-Double	0	0
Games Led UK in Scoring	0	0
Games Led UK in Rebounding	0	0
Games Led UK in Assists	0	0
Games Led UK in Steals	0	0
Games Led UK in Blocks	0	1
Games With 3+ Assists	0	0
Games With 3+ Blocks	0	0
Games With 3+ Steals	0	0
Games With 3+ 3-Pointers	0	0

- Pronunciation: cal-uh-PEAR-ee
- Plans to redshirt in 2018-19 and will have two years of eligibility remaining
- On track to graduate this season. Plans to pursue graduate school
- Totaled eight minutes in UK's exhibition against Transylvania
- Played in all four games in the Bahamas. He drained a 3-pointer against the Bahamas National Team and had a rebound in three of the four wins
 - Also dished out an assist against Team Toronto
- Has been a part of two international basketball trips with Global Sports Academy
 - Averaged 14.3 points, 6.5 assists and 3.3 rebounds in four games in Croatia in 2017
 - Averaged 13.2 points and 7.0 assists in four games in Europe in 2018
- Two-time SEC Academic Honor Roll member
- Played in 15 games as a freshman, scoring eight points. Saw action in 12 games and recorded three points and two boards as a sophomore
- Averaged 15.3 points, 3.6 assists and 2.6 rebounds per game as a senior in high school
- Finished his high school career as a 1,000-point scorer

Birthday: Nov. 11
Parents: John and Ellen
Major: Communication

Off the court he likes to ...
 Play Fortnite, sleep, watch Spongebob Squarepants, cook and listen to music

Did you know ...
 He earned academic honors in high school for art, specializing in drawing. His definition of a true hero is anyone who is a servant leader



Game-By-Game Statistics

Career Statistics

Year	GP-GS	Min-Avg	FG-FGA	Pct	3FG-FGA	Pct	FT-FTA	Pct	Off-Def-Tot-Avg	PF-FO	Ast	TO	Blk	Stl	Pts	Avg
2016-17	15-0	45-3.0	2-13	.154	2-12	.167	2-5	.400	1-2-3-0.2	3-0	1	2	1	0	8	0.5
2017-18	12-0	28-2.3	1-7	.143	1-7	.143	0-0	.000	0-2-2-0.2	0-0	1	2	0	0	3	0.3
2018-19	0-0	0-0.0	0-0	.000	0-0	.000	0-0	.000	0-0-0-0.0	0-0	0	0	0	0	0	0.0
TOTAL	27-0	73-2.7	3-20	.150	3-19	.158	2-5	.400	1-4-5-0.2	3-0	2	4	1	0	11	0.4

13

Redshirt Freshman | Guard | 6-4 | 192 lbs | Menifee, Calif. | Eleanor Roosevelt

JEMARL BAKER JR.

[@jemarlakerjr](#) | [@jemarlakerjr_](#)

2018-19 SEASON/CAREER HIGHS

Points		
Season	6, 2x, last at Georgia (1/15/19)	
Career	6, 2x, last at Georgia (1/15/19)	
Rebounds		
Season	1, 4x, last at Georgia (1/15/19)	
Career	1, 4x, last at Georgia (1/15/19)	
Field Goals		
Season	2, 2x, last at Georgia (1/15/19)	
Career	2, 2x, last at Georgia (1/15/19)	
Field Goals Attempted		
Season	4, at Louisville (12/29/18)	
Career	4, at Louisville (12/29/18)	
3-Point Field Goals		
Season	2, 2x, last at Georgia (1/15/19)	
Career	2, 2x, last at Georgia (1/15/19)	
3-Point Field Goals Attempted		
Season	4, at Louisville (12/29/18)	
Career	4, at Louisville (12/29/18)	
Free Throws		
Season	1, vs. TEXAS A&M (1/8/19)	
Career	1, vs. TEXAS A&M (1/8/19)	
Free Throws Attempted		
Season	1, vs. TEXAS A&M (1/8/19)	
Career	1, vs. TEXAS A&M (1/8/19)	
Assists		
Season	3, vs. TEXAS A&M (1/8/19)	
Career	3, vs. TEXAS A&M (1/8/19)	
Steals		
Season	1, at Georgia (1/15/19)	
Career	1, at Georgia (1/15/19)	
Blocked Shots		
Season	1, vs. North Carolina (12/22/18)	
Career	1, vs. North Carolina (12/22/18)	
Minutes Played		
Season	15, vs. North Carolina (12/22/18)	
Career	15, vs. North Carolina (12/22/18)	
MISCELLANEOUS		
	2018-19	CAREER
Dunks	0	0
Double-Figure Scoring Games	0	0
Double-Figure Rebounding Games	0	0
Games With Double-Double	0	0
Games Led UK in Scoring	0	0
Games Led UK in Rebounding	0	0
Games Led UK in Assists	0	0
Games Led UK in Steals	0	0
Games Led UK in Blocks	0	0
Games With 3+ Assists	1	1
Games With 3+ Blocks	0	0
Games With 3+ Steals	0	0
Games With 3+ 3-Pointers	0	0

- Pronunciation: like Jamal
- Become a key contributor off the bench with a shot-making ability and solid defense
- Went 2 for 2 from 3-point range at Georgia on Jan. 15
- Logged 13 key minutes vs. Texas A&M that included a four-point play, a career-high three assists and solid defense
 - Calipari said Baker's ability to be a "willing passer" changed "the whole complexion of the game"
- Played a career-high 15 minutes vs. North Carolina
- Heeding the advice of Coach Cal to shoot the ball when he gets his opportunity, made back-to-back 3-pointers in two minutes vs. Utah
- Made his debut against Seton Hall, entering the game in in the last minute of the first half
- Did not participate in any of the four Bahamas exhibition game with knee soreness
- Returned to practice after the Bahamas and scored 12 points in the Blue-White Game
- Dean's List in fall of 2017 and an SEC First-Year Academic Honor Roll member
- Redshirted in 2017-18 after undergoing knee surgery in October
- Considered one of the premier shooters in the country with range that extends beyond the college 3-point arc
- A consensus four-star prospect ranked among the top 100

Birthday: June 12
Parents: Jemarl Sr. and Portia
Major: Undeclared/exploratory studies in agriculture

Off the court he likes to ...
 Shop, play video games, eat, watch movies and listen to music

Did you know ...
 His dad played basketball at Cal State Northridge and his sister Anyia played hoops at Grand Canyon University



Game-By-Game Statistics

Opponent	Date	gs	min	Total fg-fga	pct	3-Pointers 3fg-fga	pct	Free throws ft-fta	pct	Rebounds off	def	tot	avg	pf	a	l/o	blk	stl	pts	avg	
vs Duke	11/06/18	dnp	-	-	-	-	-	-	-	-	-	-	-	-	-	-	-	-	-	-	-
SOUTHERN ILLINOIS	11/09/18	dnp	-	-	-	-	-	-	-	-	-	-	-	-	-	-	-	-	-	-	-
NORTH DAKOTA	11/14/18	dnp	-	-	-	-	-	-	-	-	-	-	-	-	-	-	-	-	-	-	-
VMI	11/18/18	dnp	-	-	-	-	-	-	-	-	-	-	-	-	-	-	-	-	-	-	-
WINTHROP	11/21/18	dnp	-	-	-	-	-	-	-	-	-	-	-	-	-	-	-	-	-	-	-
TENNESSEE STATE	11/23/18	dnp	-	-	-	-	-	-	-	-	-	-	-	-	-	-	-	-	-	-	-
MONMOUTH	11/28/18	dnp	-	-	-	-	-	-	-	-	-	-	-	-	-	-	-	-	-	-	-
UNCG	12/01/18	dnp	-	-	-	-	-	-	-	-	-	-	-	-	-	-	-	-	-	-	-
vs Seton Hall	12/08/18	1	0-0	.000	0-0	.000	0-0	.000	0	0	0	0.0	0	0	0	0	0	0	0	0	0.0
UTAH	12/15/18	2	2-2	1.000	2-2	1.000	0-0	.000	0	0	0	0.0	1	0	0	0	0	0	0	6	3.0
vs #9/10 North Carolina	12/22/18	15	0-3	.000	0-3	.000	0-0	.000	0	1	1	0.3	0	1	1	1	1	1	0	0	2.0
at RV/RV Louisville	12/29/18	8	1-4	.250	1-4	.250	0-0	.000	1	0	1	0.5	1	0	1	0	0	0	3	2.3	
at Alabama	01/05/19	6	0-0	.000	0-0	.000	0-0	.000	0	0	0	0.4	0	0	0	0	0	0	0	1.8	
TEXAS A&M	01/08/19	13	1-3	.333	1-2	.500	1-1	1.000	0	1	1	0.5	2	3	1	0	0	4	2.2		
VANDERBILT	01/12/19	7	0-3	.000	0-3	.000	0-0	.000	0	0	0	0.4	0	0	0	0	0	0	0	1.9	
at Georgia	01/15/19	13	2-3	.667	2-2	1.000	0-0	.000	0	1	1	0.5	1	1	2	0	1	6	2.4		
Totals		0	65	6-18	.333	6-16	.375	1-1	1.000	1	3	4	0.5	5	5	5	1	1	19	2.4	

Games played: 8
 Minutes/game: 8.1
 Points/game: 2.4
 FG Pct: 33.3
 3FG Pct: 37.5
 FT Pct: 100.0

Rebounds/game: 0.5
 Assists/game: 0.6
 Turnovers/game: 0.6
 Assist/turnover ratio: 1.0
 Steals/game: 0.1
 Blocks/game: 0.1

Career Statistics

Year	GP-GS	Min-Avg	FG-FGA	Pct	3FG-FGA	Pct	FT-FTA	Pct	Off-Def-Tot-Avg	PF-FO	Ast	TO	Blk	Stl	Pts	Avg
2018-19	8-0	65-8.1	6-18	.333	6-16	.375	1-1	1.000	1-3-4-0.5	5-0	5	5	1	1	19	2.4
TOTAL	8-0	65-8.1	6-18	.333	6-16	.375	1-1	1.000	1-3-4-0.5	5-0	5	5	1	1	19	2.4

14

TYLER HERRO

Freshman | Guard | 6-5 | 195 lbs | Milwaukee | Whitnall

[@raf_tyler](#) | [@nolimitherro](#)

2018-19 SEASON/CAREER HIGHS

Points		
Season	24, at Louisville (12/29/18)	
Career	24, at Louisville (12/29/18)	
Rebounds		
Season	9, vs. Duke (11/6/18)	
Career	9, vs. Duke (11/6/18)	
Field Goals		
Season	10, at Louisville (12/29/18)	
Career	10, at Louisville (12/29/18)	
Field Goals Attempted		
Season	17, vs. North Carolina (12/22/18)	
Career	17, vs. North Carolina (12/22/18)	
3-Point Field Goals		
Season	4, at Louisville (12/29/18)	
Career	4, at Louisville (12/29/18)	
3-Point Field Goals Attempted		
Season	8, 2x, last. vs. North Carolina (12/22/18)	
Career	8, 2x, last. vs. North Carolina (12/22/18)	
Free Throws		
Season	5, vs. Duke (11/6/18)	
Career	5, vs. Duke (11/6/18)	
Free Throws Attempted		
Season	6, vs. UNCG (12/1/18)	
Career	6, vs. UNCG (12/1/18)	
Assists		
Season	7, vs. WINTHROP (11/21/18)	
Career	7, vs. WINTHROP (11/21/18)	
Steals		
Season	5, 2x, last vs. MONMOUTH (11/28/18)	
Career	5, 2x, last vs. MONMOUTH (11/28/18)	
Blocked Shots		
Season	2, 2x, last vs. Seton Hall (12/8/18)	
Career	2, 2x, last vs. Seton Hall (12/8/18)	
Minutes Played		
Season	36, 4x, last vs. VANDERBILT (1/12/19)	
Career	36, 4x, last vs. VANDERBILT (1/12/19)	
MISCELLANEOUS		
	2018-19	CAREER
Dunks	2	2
Double-Figure		
Scoring Games	12	12
Double-Figure		
Rebounding Games	0	0
Games With		
Double-Double	0	0
Games Led UK		
in Scoring	3	3
Games Led UK		
in Rebounding	3	3
Games Led UK		
in Assists	3	3
Games Led UK		
in Steals	3	3
Games Led UK		
in Blocks	2	2
Games With		
3+ Assists	6	6
Games With		
3+ Blocks	0	0
Games With		
3+ Steals	2	2
Games With		
3+ 3-Pointers	4	4

- Pronunciation: Hero
- Recorded 21 points on 7-of-14 shooting with three 3-pointers vs. Texas A&M
- Reached double figures in 12 of 16 overall
 - Led UK with a 16.6 scoring average during his eight-game double-figure scoring streak that ended Jan. 12 vs Vandy, including a team-best 18 3-pointers
- Leads UK in 3-pointers made (26) and second on the team in steals (18)
- Made at least two 3-pointers in 10 of 11 games from Nov. 21 to Jan. 8
- Scored a career-high 24 to win Bluegrass Sports Commission MVP of the Louisville game
- USBWA Wayman Tisdale National Freshman of the Week and NCAA.com National Player of the Week for the week of Dec. 31 after the Louisville game
- SEC Freshman of the Week on Dec. 31
- Named to the Naismith Memorial Basketball Hall of Fame's Jerry West Award preseason watch list (best shooting guard)
- Led the Wildcats in scoring during Bahamas trip. Averaged 17.3 points per game while also adding 2.3 rebounds and 1.8 assists
- Jordan Brand Classic and Nike Hoop Summit pick
- Averaged 32.9 points, 7.4 rebounds, 3.6 assists and 3.3 steals per game as a First Team All-State selection his senior season
 - Shot better than 50 percent from the floor and 43.5 percent from behind the arc his senior season
- 2,000-point scorer in high school, he scored 40 or more eight times as a senior

Birthday: Jan. 20
Parents: Jen and Chris
Major: Undeclared/exploratory studies in agriculture

Off the court he likes to ...
 Play video games, eat, hang out with friends, spend time with family and ride roller coasters

Did you know ...
 His nickname is "Boy Wonder" and he chose No. 14 because he's been wearing it since his freshman year in high school



Game-By-Game Statistics

Opponent	Date	gs	min	Total		3-Pointers		Free throws		Rebounds			pf	a	l/o	blk	stl	pts	avg		
				fg-fga	pct	3fg-fga	pct	ft-fa	pct	off	def	tot								avg	
vs Duke	11/06/18	*	33	4-11	.364	1-6	.167	5-5	1.000	0	9	9	9.0	1	5	1	2	0	14	14.0	
SOUTHERN ILLINOIS	11/09/18	*	20	0-6	.000	0-2	.000	0-0	.000	1	2	3	6.0	1	0	1	0	1	0	7.0	
NORTH DAKOTA	11/14/18	*	25	7-12	.583	1-2	.500	3-3	1.000	0	1	1	4.3	0	3	2	0	5	18	10.7	
VMI	11/18/18	*	19	2-6	.333	1-3	.333	0-0	.000	0	2	2	3.8	2	2	2	1	0	5	9.3	
WINTHROP	11/21/18	*	25	6-14	.429	3-8	.375	0-0	.000	0	3	3	3.6	1	7	1	0	0	15	10.4	
TENNESSEE STATE	11/23/18	*	25	3-7	.429	2-6	.333	0-0	.000	0	4	4	3.7	1	0	2	0	1	8	10.0	
MONMOUTH	11/28/18	*	28	6-10	.600	2-5	.400	2-2	1.000	1	7	8	4.3	1	1	0	0	5	16	10.9	
UNCG	12/01/18	*	35	6-12	.500	2-6	.333	4-6	.667	1	4	5	4.4	3	1	3	1	0	18	11.8	
vs Seton Hall	12/08/18	*	26	4-13	.308	0-6	.000	2-2	1.000	0	2	2	4.1	3	1	1	2	0	10	11.6	
UTAH	12/15/18	*	31	7-12	.583	2-6	.333	1-2	.500	0	2	2	3.9	0	1	0	0	2	17	12.1	
vs #9/10 North Carolina	12/22/18	*	36	6-17	.353	3-8	.375	0-1	.000	1	3	4	3.9	2	5	3	0	1	15	12.4	
at RV/RV Louisville	12/29/18	*	36	10-13	.769	4-6	.667	0-0	.000	1	4	5	4.0	2	1	2	1	2	24	13.3	
at Alabama	01/05/19	*	35	4-12	.333	2-6	.333	2-2	1.000	0	3	3	3.9	2	0	1	0	0	12	13.2	
TEXAS A&M	01/08/19	*	36	7-14	.500	3-7	.429	4-4	1.000	2	3	5	4.0	3	1	4	0	0	21	13.8	
VANDERBILT	01/12/19	*	36	1-3	.333	0-2	.000	2-2	1.000	0	6	6	4.1	2	3	3	1	0	4	13.1	
at Georgia	01/15/19	*	31	4-10	.400	0-2	.000	4-4	1.000	1	6	7	4.3	0	4	1	0	1	12	13.1	
Totals			16	477	77-172	.448	26-81	.321	29-33	.879	8	61	69	4.3	24	35	27	8	18	209	13.1

Games played: 16
 Minutes/game: 29.8
 Points/game: 13.1
 FG Pct: 44.8
 3FG Pct: 32.1
 FT Pct: 87.9

Rebounds/game: 4.3
 Assists/game: 2.2
 Turnovers/game: 1.7
 Assist/turnover ratio: 1.3
 Steals/game: 1.1
 Blocks/game: 0.5

Career Statistics

Year	GP-GS	Min-Avg	FG-FGA	Pct	3FG-FGA	Pct	FT-FTA	Pct	Off-Def-Tot-Avg	PF-FO	Ast	TO	Blk	Stl	Pts	Avg
2018-19	16-16	477-29.8	77-172	.448	26-81	.321	29-33	.879	8-61-69-4.3	24-0	35	27	8	18	209	13.1
TOTAL	16-16	477-29.8	77-172	.448	26-81	.321	29-33	.879	8-61-69-4.3	24-0	35	27	8	18	209	13.1

2018-19 SEASON/CAREER HIGHS

Points	
Season	22, 3x, last vs. UNCG (12/1/18)
Career	33, vs. WASHINGTON (2/22/18)
Rebounds	
Season	12, 2x, last vs. VANDERBILT (1/12/19)
Career	17, vs. Harvard (11/12/16)
Field Goals	
Season	8, vs. UNCG (12/1/18)
Career	11, 4x, last vs. WASHINGTON (2/22/18)
Field Goals Attempted	
Season	16, vs. UNCG (12/1/18)
Career	19, 2x, last at Long Beach St. (12/3/17)
3-Point Field Goals	
Season	1, 5x, last vs. North Carolina (12/22/18)
Career	3, vs. ARIZONA STATE (1/17/18)
3-Point Field Goals Attempted	
Season	4, vs. North Carolina (12/22/18)
Career	6, vs. ARIZONA STATE (1/17/18)
Free Throws	
Season	10, vs. VMI (11/18/18)
Career	19, at Kansas (12/3/16)
Free Throws Attempted	
Season	13, vs. Duke (11/6/18)
Career	22, at Kansas (12/3/16)
Assists	
Season	3, vs. North Carolina (12/22/18)
Career	4, 2x, last vs. CAL POLY (11/10/17)
Steals	
Season	2, vs. Seton Hall (12/8/18)
Career	4, vs. DEPAUL (12/15/15)
Blocked Shots	
Season	2, 3x, last vs. VANDERBILT (1/12/19)
Career	3, 2x, last vs. DARTMOUTH (12/12/15)
Minutes Played	
Season	38, vs. North Carolina (12/22/18)
Career	44, vs. GREEN BAY (11/13/15)

MISCELLANEOUS 2018-19 CAREER*

Dunks	12	-
Double-Figure Scoring Games	10	79
Double-Figure Rebounding Games	2	33
Games With Double-Double	1	27
Games Led UK in Scoring	2	38
Games Led UK in Rebounding	3	52
Games Led UK in Assists	0	3
Games Led UK in Steals	1	16
Games Led UK in Blocks	2	13
Games With 3+ Assists	1	6
Games With 3+ Blocks	0	2
Games With 3+ Steals	0	5
Games With 3+ 3-Pointers	0	1

*includes Stanford statistics

- Preseason All-SEC First Team selection by the league's media
- Senior CLASS Award candidate
- Reached double-figure scoring in 10 games this season
- Averaging 6.4 rebounds, which second best on the team and 12.8 points, which is third best
- Shooting 53.0 percent, the best mark on the team of players with a minimum of 50 shots
- Scored 22 points in three games this season
 - Recorded his first double-double at UK -- and 27th of his career -- with 12 rebounds to go along with his 22 points vs. UNC Greensboro
- On the Naismith Trophy, Wooden Award and NABC National Player of the Year watch lists
- Named to the Naismith Memorial Basketball Hall of Fame's Karl Malone Award preseason watch list (best power forward)
- Graduate transfer who concluded his career at Stanford as a three-time captain and two-time All-Pac-12 First Team member
 - One of three Stanford players in program history to have at least 1,400 points and 700 rebounds in fewer than 100 games played
 - Ranked third in the Pac-12 in both scoring (19.5 ppg) and rebounding (8.7 rpg)
 - Scored in double figures in all but one of his 35 games played as a senior
- Only player in the Pac-12 and one of only five Power 5 conference players to finish the season ranked in the top five of his league in both scoring and rebounding in his junior season
- Out of high school he was a consensus top-50 player
 - Played in the McDonald's All American Game

Birthday: Nov. 25
Parents: Nathaniel and Jacqueline
Graduate Program: Sport Leadership

Off the court he likes to ...
 Facetime with family, go to the movies, fish, watch "The Office" or "Seinfeld," and bowl

Did you know ...
 He wrote poetry and participated in poetry contests while he was in middle school



Game-By-Game Statistics

Opponent	Date	qs	min	Total		3-Pointers		Free throws		Rebounds				pf	a	t/o	blk	stl	pts	avg	
				fg-fga	pct	3fg-fga	pct	ft-fa	pct	off	def	tot	avg								
vs Duke	11/06/18	*	30	6-8	.750	1-1	1.000	9-13	.692	4	3	7	7.0	2	1	3	1	0	22	22.0	
SOUTHERN ILLINOIS	11/09/18	*	14	1-2	.500	0-0	.000	4-6	.667	2	3	5	6.0	2	1	0	1	0	6	14.0	
NORTH DAKOTA	11/14/18	*	21	4-12	.333	1-2	.500	2-2	1.000	4	3	7	6.3	3	0	1	0	0	11	13.0	
VMI	11/18/18	*	24	6-8	.750	0-1	.000	10-12	.833	3	3	6	6.3	2	0	3	0	0	22	15.3	
WINTHROP	11/21/18	*	25	3-5	.600	0-0	.000	2-3	.667	2	1	3	5.6	2	2	4	1	1	8	13.8	
TENNESSEE STATE	11/23/18	*	24	4-4	1.000	0-0	.000	5-9	.556	4	5	9	6.2	4	1	2	2	0	13	13.7	
MONMOUTH	11/28/18	*	27	4-6	.667	1-2	.500	4-5	.800	0	6	6	6.1	1	1	1	1	0	13	13.6	
UNCG	12/01/18	*	37	8-16	.500	1-1	1.000	5-6	.833	4	8	12	6.9	1	2	0	0	1	22	14.6	
vs Seton Hall	12/08/18	*	34	3-6	.500	0-0	.000	7-8	.875	1	5	6	6.8	5	2	3	1	2	13	14.4	
UTAH	12/15/18	*	32	7-10	.700	0-1	.000	2-4	.500	1	2	3	6.4	0	1	0	0	0	16	14.6	
vs #9/10 North Carolina	12/22/18	*	38	6-15	.400	1-4	.250	7-11	.636	3	4	7	6.5	2	3	1	1	0	20	15.1	
at RV/RV Louisville	12/29/18	*	30	4-8	.500	0-1	.000	1-2	.500	1	3	4	6.3	3	0	0	2	0	9	14.6	
at Alabama	01/05/19	*	29	6-13	.462	0-2	.000	0-1	.000	1	5	6	6.2	3	1	5	0	0	12	14.4	
TEXAS A&M	01/08/19	*	30	3-6	.500	0-0	.000	0-0	.000	2	2	4	6.1	2	1	0	1	1	6	13.8	
VANDERBILT	01/12/19	*	30	2-6	.333	0-0	.000	1-2	.500	3	9	12	6.5	2	1	2	2	0	5	13.2	
at Georgia	01/15/19	*	22	3-7	.429	0-1	.000	0-0	.000	0	5	5	6.4	1	1	1	0	0	6	12.8	
Totals			13	447	70-132	.530	5-16	.313	59-84	.702	35	67	102	6.4	35	18	26	13	5	204	12.8

Games played: 16
 Minutes/game: 27.9
 Points/game: 12.8
 FG Pct: 53.0
 3FG Pct: 31.3
 FT Pct: 70.2

Rebounds/game: 6.4
 Assists/game: 1.1
 Turnovers/game: 1.6
 Assist/turnover ratio: 0.7
 Steals/game: 0.3
 Blocks/game: 0.8

Career Statistics

Year	GP-GS	Min-Avg	FG-FGA	Pct	3FG-FGA	Pct	FT-FTA	Pct	Off-Def-Tot-Avg	PF-FO	Ast	TO	Blk	Stl	Pts	Avg
2014-15	28-12	646-23.1	67-137	.489	0-0	.000	39-85	.459	62-94-156-5.6	60-0	12	27	7	24	173	6.2
2015-16	8-8	262-32.8	39-70	.557	0-0	.000	24-50	.480	26-31-57-7.1	19-1	6	17	5	6	102	12.8
2016-17	27-27	813-30.1	176-304	.579	0-1	.000	118-181	.652	93-146-239-8.9	64-1	14	56	5	14	470	17.4
2017-18	35-35	1190-34.0	250-474	.527	18-61	.295	164-243	.675	104-202-306-8.7	91-3	47	72	4	26	682	19.5
2018-19	16-13	447-27.4	70-132	.530	5-16	.313	59-84	.702	35-67-102-6.4	35-1	18	26	13	5	204	12.8
TOTAL	114-95	3358-29.5	602-1117	.539	23-78	.295	404-643	.628	320-540-860-7.5	269-6	97	198	34	75	1631	14.3

2018-19 SEASON/CAREER HIGHS

Points		
Season	10, vs. SOUTHERN ILLINOIS (11/9/18)	
Career	10, vs. SOUTHERN ILLINOIS (11/9/18)	
Rebounds		
Season	7, 2x, last vs. N. DAKOTA (11/14/18)	
Career	7, 2x, last vs. N. DAKOTA (11/14/18)	
Field Goals		
Season	4, 4x, last vs. UNCG (12/1/18)	
Career	4, 4x, last vs. UNCG (12/1/18)	
Field Goals Attempted		
Season	8, 2x, last vs. N. DAKOTA (11/14/18)	
Career	8, 2x, last vs. N. DAKOTA (11/14/18)	
3-Point Field Goals		
Season	-	
Career	-	
3-Point Field Goals Attempted		
Season	1, 3x, last at Louisville (12/29/18)	
Career	1, 3x, last at Louisville (12/29/18)	
Free Throws		
Season	3, vs. TENNESSEE STATE (11/23/18)	
Career	3, vs. TENNESSEE STATE (11/23/18)	
Free Throws Attempted		
Season	4, vs. TENNESSEE STATE (11/23/18)	
Career	4, vs. TENNESSEE STATE (11/23/18)	
Assists		
Season	2, 2x, last vs. MONMOUTH (11/28/18)	
Career	2, 2x, last vs. MONMOUTH (11/28/18)	
Steals		
Season	2, vs. MONMOUTH (11/28/18)	
Career	2, vs. MONMOUTH (11/28/18)	
Blocked Shots		
Season	3, vs. VMI (11/18/18)	
Career	3, vs. VMI (11/18/18)	
Minutes Played		
Season	26, 2x, last vs. MONMOUTH (11/28/18)	
Career	26, 2x, last vs. MONMOUTH (11/28/18)	
MISCELLANEOUS		
	2018-19	CAREER
Dunks	10	0
Double-Figure		
Scoring Games	1	1
Double-Figure		
Rebounding Games	0	0
Games With		
Double-Double	0	0
Games Led UK		
in Scoring	0	0
Games Led UK		
in Rebounding	0	0
Games Led UK		
in Assists	0	0
Games Led UK		
in Steals	0	0
Games Led UK		
in Blocks	6	6
Games With		
3+ Assists	0	0
Games With		
3+ Blocks	1	1
Games With		
3+ Steals	0	0
Games With		
3+ 3-Pointers	0	0

- Second on the team with 18 blocks
- All-around contributor, averaging 4.6 points, 3.8 rebounds and 1.1 blocks in 14.8 minutes per game
- Solid game off the bench with six points, six rebounds and a block in 14 minutes at Georgia
- Strong showing vs. Southern Illinois with 10 points, seven boards and two swats
- Nearly matched that effort with eight points, seven boards and two blocks vs. North Dakota in a season-high 26 minutes
 - Said Calipari after the UND game: "EJ Montgomery's going to have to play more. ... You need to have separators in the game at some point that can make a play out of nothing. He does that."
- Led Kentucky with 14 points on 7-of-10 shooting against Transylvania
 - Also had nine rebounds and a blocked shot
- Tallied eight points and had six rebounds in 19 minutes against the Bahamas National Team during UK's exhibition tour this summer
 - Missed the final three games with back spasms
- Averaged 25.6 points, 13.6 rebounds and 4.3 assists per game as a senior at Wheeler
- Scored 12 points and hauled in five rebounds in the McDonald's All American Game
- Considered a five-star recruit and ranked as high as No. 6 overall by 247 Sports
 - Rivals ranked him No. 11 overall, while ESPN listed him at No. 14

Birthday: Sept. 12
Parents: Efreem and Glenda
Major: Undeclared/exploratory studies in agriculture

Off the court he likes to ...
 Watch movies, hang out with friends, play video games, spend time with family and go to the beach

Did you know ...
 Both of his parents and two older sisters played basketball in college and his favorite movies are "Love and Basketball" and "The Purge"



Game-By-Game Statistics

Opponent	Date	gs	min	Total		3-Pointers		Free throws		Rebounds				pf	a	t/o	blk	stl	pts	avg	
				fg-fga	pct	3fg-fga	pct	ft-fa	pct	off	def	tot	avg								
vs Duke	11/06/18		22	4-6	.667	0-0	.000	0-0	.000	3	3	6	6.0	4	1	3	0	0	8	8.0	
SOUTHERN ILLINOIS	11/09/18		17	4-8	.500	0-0	.000	2-3	.667	4	3	7	6.5	1	0	1	2	0	10	9.0	
NORTH DAKOTA	11/14/18		26	4-8	.500	0-1	.000	0-0	.000	3	4	7	6.7	3	0	1	2	0	8	8.7	
VMI	11/18/18	*	16	1-5	.200	0-0	.000	1-2	.500	2	3	5	6.3	3	0	2	3	0	3	7.3	
WINTHROP	11/21/18		16	2-4	.500	0-0	.000	2-2	1.000	1	2	5.4	2	2	0	2	0	6	7.0		
TENNESSEE STATE	11/23/18		24	1-3	.333	0-0	.000	3-4	.750	3	3	6	5.5	1	0	1	2	0	5	6.7	
MONMOUTH	11/28/18		26	3-6	.500	0-1	.000	1-2	.500	1	3	4	5.3	4	2	1	1	2	7	6.7	
UNCG	12/01/18		15	4-6	.667	0-0	.000	0-0	.000	3	2	5	5.3	1	0	2	1	0	8	6.9	
vs Seton Hall	12/08/18		8	0-1	.000	0-0	.000	0-0	.000	0	0	0	4.7	2	0	1	0	0	0	6.1	
UTAH	12/15/18		12	1-3	.333	0-0	.000	0-0	.000	2	3	5	4.7	0	1	0	1	0	2	5.7	
vs #9/10 North Carolina	12/22/18		2	1-1	1.000	0-0	.000	0-0	.000	1	0	1	4.4	1	0	1	0	0	2	5.4	
at RV/RV Louisville	12/29/18		10	1-2	.500	0-1	.000	0-1	.000	0	2	2	4.2	3	0	0	0	0	2	5.1	
at Alabama	01/05/19		8	1-4	.250	0-0	.000	0-0	.000	0	0	0	3.8	0	0	0	0	0	2	4.8	
TEXAS A&M	01/08/19		12	2-4	.500	0-0	.000	0-0	.000	0	2	2	3.7	0	0	1	2	1	4	4.8	
VANDERBILT	01/12/19		8	0-0	.000	0-0	.000	0-0	.000	0	3	3	3.7	0	0	0	1	0	0	4.5	
at Georgia	01/15/19		14	3-6	.500	0-0	.000	0-0	.000	2	4	6	3.8	3	0	1	1	0	6	4.6	
Totals			1	236	32-67	.478	0-3	.000	9-14	.643	25	36	61	3.8	28	6	15	18	3	73	4.6

Games played: 16
 Minutes/game: 14.8
 Points/game: 4.6
 FG Pct: 47.8
 3FG Pct: 0.0
 FT Pct: 64.3

Rebounds/game: 3.8
 Assists/game: 0.4
 Turnovers/game: 0.9
 Assist/turnover ratio: 0.4
 Steals/game: 0.2
 Blocks/game: 1.1

Career Statistics

Year	GP-GS	Min-Avg	FG-FGA	Pct	3FG-FGA	Pct	FT-FTA	Pct	Off-Def-Tot-Avg	PF-FO	Ast	TO	Blk	Stl	Pts	Avg
2018-19	16-1	236-14.8	32-67	.478	0-3	.000	9-14	.643	25-36-61-3.8	280	6	15	18	3	73	4.6
TOTAL	16-1	236-14.8	32-67	.478	0-3	.000	9-14	.643	25-36-61-3.8	280	6	15	18	3	73	4.6

2018-19 SEASON/CAREER HIGHS

Points		
Season	29, vs. Seton Hall (12/8/18)	
Career	29, vs. Seton Hall (12/8/18)	
Rebounds		
Season	18, vs. VMI (11/18/18)	
Career	18, vs. VMI (11/18/18)	
Field Goals		
Season	9, vs. NORTH DAKOTA (11/14/18)	
Career	9, vs. NORTH DAKOTA (11/14/18)	
Field Goals Attempted		
Season	15, vs. Seton Hall (12/8/18)	
Career	15, vs. Seton Hall (12/8/18)	
3-Point Field Goals		
Season	4, vs. NORTH DAKOTA (11/14/18)	
Career	4, vs. NORTH DAKOTA (11/14/18)	
3-Point Field Goals Attempted		
Season	5, vs. NORTH DAKOTA (11/14/18)	
Career	5, vs. NORTH DAKOTA (11/14/18)	
Free Throws		
Season	12, vs. Seton Hall (12/8/18)	
Career	12, vs. Seton Hall (12/8/18)	
Free Throws Attempted		
Season	13, vs. Seton Hall (12/8/18)	
Career	20, vs. Kansas State (3/22/18)	
Assists		
Season	8, vs. North Carolina (12/22/18)	
Career	8, vs. North Carolina (12/22/18)	
Steals		
Season	3, vs. WINTHROP (11/21/18)	
Career	3, 4x, last vs. WINTHROP (11/21/18)	
Blocked Shots		
Season	4, 2x, last at Louisville (12/29/18)	
Career	4, 4x, last at Louisville (12/29/18)	
Minutes Played		
Season	35, vs. Seton Hall (12/8/18)	
Career	40, vs. Kansas State (3/22/18)	
MISCELLANEOUS		
	2018-19	CAREER
Dunks	16	56
Double-Figure		
Scoring Games	7	30
Double-Figure		
Rebounding Games	4	7
Games With		
Double-Double	4	7
Games Led UK		
in Scoring	4	10
Games Led UK		
in Rebounding	7	14
Games Led UK		
in Assists	3	6
Games Led UK		
in Steals	3	13
Games Led UK		
in Blocks	4	15
Games With		
3+ Assists	5	13
Games With		
3+ Blocks	3	5
Games With		
3+ Steals	1	4
Games With		
3+ 3-Pointers	1	1

- Preseason All-SEC First Team selection by the league's media
- Averaging a team-best 7.9 rebounds per game to go along with 11.8 points per game
- Posted his fourth double-double of the season with 11 points and 10 rebounds and came pretty close to a triple-double with a career-high eight assists against North Carolina
- Scored a career-high 29 points in a double-double performance (12 rebounds) against Seton Hall. Also blocked a career-high-tying four shots and tied his season best with four assists
- Became first player since Bam Adebayo in March of 2017 to have consecutive double-doubles. He posted game highs in points (19) and rebounds (11) in win over Winthrop and had 19 points and a career-high 18 rebounds (the third most ever by a John Calipari player at Kentucky) vs. VMI
- Scored 25 points, including a career-best four 3-pointers, in the win over North Dakota in just 17 minutes
- On the Naismith Trophy, Wooden Award and NABC National Player of the Year watch lists
- Named to the Naismith Memorial Basketball Hall of Fame's Karl Malone Award preseason watch list (best power forward)
- Led the team with an average of 15.0 points per game over the six-game exhibition slate. He also logged 7.2 rebounds a game with 10 assists, 10 blocks and seven steals
- Declared for the NBA Draft and went through the Draft process before returning for his sophomore season

Birthday: August 23
Parents: Sherry and Paul Sr.
Major: Undeclared/exploratory studies in agriculture

Off the court he likes to ...
 Play Fortnite, spend time with friends, talk to loved ones, shop and watch TV

Did you know ...
 He befriended UK football star Josh Allen during a service trip to Marshall County this summer



Game-By-Game Statistics

Opponent	Date	qs	min	Total		3-Pointers		Free throws		Rebounds				pf	a	t/o	blk	stl	pts	avg	
				fg-fga	pct	3fg-fga	pct	ft-fa	pct	off	def	tot	avg								
vs Duke	11/06/18	*	17	3-7	.429	1-2	.500	1-2	.500	1	1	2	2.0	5	0	0	0	0	8	8.0	
SOUTHERN ILLINOIS	11/09/18	*	20	1-2	.500	0-0	.000	1-2	.500	2	4	6	4.0	3	1	5	0	0	3	5.5	
NORTH DAKOTA	11/14/18	*	17	9-13	.692	4-5	.800	3-5	.600	1	6	7	5.0	2	1	3	1	1	25	12.0	
VMI	11/18/18	*	33	6-12	.500	0-0	.000	7-9	.778	7	11	18	8.3	0	3	1	0	0	19	13.8	
WINTHROP	11/21/18	*	27	7-11	.636	0-1	.000	5-7	.714	1	10	11	8.8	0	4	3	1	3	19	14.8	
TENNESSEE STATE	11/23/18	*	27	1-6	.167	0-1	.000	4-8	.500	2	5	7	8.5	2	0	1	1	2	6	13.3	
MONMOUTH	11/28/18	*	19	3-6	.500	1-2	.500	1-1	1.000	2	6	8	8.4	5	1	1	0	0	8	12.6	
UNCG	12/01/18	*	28	4-9	.444	1-1	1.000	0-1	.000	3	5	8	8.4	4	2	4	0	0	9	12.1	
vs Seton Hall	12/08/18	*	35	8-15	.533	1-3	.333	12-13	.923	4	8	12	8.8	1	4	2	4	0	29	14.0	
UTAH	12/15/18	*	31	4-8	.500	0-2	.000	1-2	.500	3	1	4	8.3	0	1	1	3	2	9	13.5	
vs #9/10 North Carolina	12/22/18	*	30	5-9	.556	1-3	.333	0-0	.000	3	7	10	8.5	2	8	2	2	0	11	13.3	
at RV/RV Louisville	12/29/18	*	33	2-3	.667	0-0	.000	1-2	.500	2	6	8	8.4	3	3	1	4	1	5	12.6	
at Alabama	01/05/19	*	31	4-10	.400	0-3	.000	7-8	.875	1	6	7	8.3	4	1	1	0	1	15	12.8	
TEXAS A&M	01/08/19	*	28	4-8	.500	0-2	.000	1-1	1.000	1	4	5	8.1	2	2	1	0	1	9	12.5	
VANDERBILT	01/12/19	*	32	1-4	.250	0-1	.000	1-4	.250	5	3	8	8.1	3	1	0	1	1	3	11.9	
at Georgia	01/15/19	*	30	4-6	.667	1-1	1.000	1-2	.500	3	3	6	7.9	4	0	1	0	0	10	11.8	
Totals			16	438	66-129	.512	10-27	.370	46-67	.687	41	86	127	7.9	40	32	27	17	12	188	11.8

Games played: 16
 Minutes/game: 27.4
 Points/game: 11.8
 FG Pct: 51.2
 3FG Pct: 37.0
 FT Pct: 68.7

Rebounds/game: 7.9
 Assists/game: 2.0
 Turnovers/game: 1.7
 Assist/turnover ratio: 1.2
 Steals/game: 0.8
 Blocks/game: 1.1

Career Statistics

Year	GP-GS	Min-Avg	FG-FGA	Pct	3FG-FGA	Pct	FT-FTA	Pct	Off-Def-Tot-Avg	PF-FO	Ast	TO	Blk	Stl	Pts	Avg
2017-18	37-30	1012-27.4	135-260	.519	5-21	.238	126-208	.606	67-144-211-5.7	100-4	57	71	31	28	401	10.8
2018-19	16-16	438-27.4	66-129	.512	10-27	.370	46-67	.687	41-86-127-7.9	40-2	32	27	17	12	188	11.8

BOX SCORES

GAME 10 #19/18 KENTUCKY 88, UTAH 61

Official Basketball Box Score - Game Totals - Final Statistics
Kentucky vs Kentucky
12/15/18 5 p.m. at Rupp Arena - Lexington, Ky.

Kentucky 88 • 2-0

Player	FG	3-PT	Rebounds	PF	TP	A TO Bk	Stl	Min			
Travis, Reid	1-6	1-3	0-0	3	2	1	3	1	25		
Tillman, Donnie	1-1	0-0	0-0	2	2	1	1	1	26		
Gash, Bob	1-2	1-4	0-2	1	2	1	1	1	26		
Battin, Ronnie	1-2	1-4	0-0	2	5	7	0	2	32		
Johnson, Jayce	5-6	0-0	1-1	1	2	3	11	0	0	23	
Barnefeld, Sedrick	1-7	1-2	2-3	1	1	4	5	3	0	30	
Jones, Charles	0-2	0-2	0-0	0	0	0	0	2	0	13	
Van Dyke, Parker	2-4	1-3	0-0	1	1	0	5	0	0	14	
Topalovic, Novak	0-0	0-0	2	2	2	0	1	1	0	11	
Allen, Timmy	3-5	0-0	1-2	1	3	4	7	0	0	19	
Rydzicki, Steve	0-0	0-0	0	0	0	0	0	0	0	0	
Morley, Brandon	2-4	2-0	0	1	1	2	4	0	0	7	
Team	24-54	7-23	6-8	13	18	31	15	6	1	2	200

FG % 1st Half: 12-29 41.4% 2nd half: 12-25 48.0% Game: 24-54 44.4%
3FG % 1st Half: 3-12 25.0% 2nd half: 4-11 36.4% Game: 7-23 30.4%
FT % 1st Half: 3-2 60.0% 2nd half: 6-8 75.0% Game: 9-12 75.0%

Points In Off 2nd Fast
Paint TO Chance Break Bench
UK 41 17 19 2 3 11 20
UTAH 27 37 61

Score led 7 times. Lead changed 2 times.
Last FG - UTAH 2nd-02:56, UK 2nd-00:00.
Largest lead - UTAH by 1:16 (16:55), UK by 28 (20:00-40).
UTAH led for 05:00, UK led for 33:31. Game was tied for 01:33.

GAME 11 #19/18 KENTUCKY 80, #9/10 NORTH CAROLINA 72

Official Basketball Box Score - Game Totals - Final Statistics
Kentucky vs #9/10 North Carolina
12/27/18 5:15 p.m. ET at United Center, Chicago

Kentucky 80 • 9-2

Player	FG	3-PT	Rebounds	PF	TP	A TO Bk	Stl	Min				
Travis, Reid	2-6	1-4	7-11	3	4	7	2	20	3	1	0	38
Washington, PJ	1-5	1-3	0-0	3	7	10	2	11	8	2	0	30
Hagans, Ashton	6-15	0-0	3-4	1	3	4	3	7	3	5	1	31
Johnson, Keldon	7-11	4-7	4-4	0	4	3	5	21	3	0	0	23
Herro, Tyler	6-17	3-8	0-1	1	3	4	2	15	3	0	0	36
Richards, Nick	0-0	0-0	0-0	0	0	1	0	0	0	2	0	10
Quikley, Immanuel	0-1	0-1	2-2	3	3	2	1	3	1	0	0	15
Baker, Jemari	0-3	0-3	0-0	1	0	1	0	1	1	0	0	15
Montgomery, EJ	1-1	0-0	0	1	0	1	0	1	0	0	0	2
Team	28-65	9-26	15-22	12	32	44	18	80	24	8	1	200

FG % 1st Half: 14-35 40.0% 2nd half: 14-30 46.7% Game: 28-65 43.1%
3FG % 1st Half: 4-12 33.3% 2nd half: 5-11 45.5% Game: 9-26 34.6%
FT % 1st Half: 8-12 66.7% 2nd half: 7-10 70.0% Game: 15-22 68.2%

Points In Off 2nd Fast
Paint TO Chance Break Bench
UK 42 22 8 11 23
NC 22 31 40

Score led 0 times. Lead changed 0 times.

GAME 12 #16/15 KENTUCKY 71, LOUISVILLE 58

Official Basketball Box Score - Game Totals - Final Statistics
Kentucky vs Louisville
12/29/18 2 p.m. at KFC Yum Center | Louisville, Ky.

Kentucky 71 • 10-2

Player	FG	3-PT	Rebounds	PF	TP	A TO Bk	Stl	Min				
Travis, Reid	4-8	0-1	1-2	1	3	4	3	9	0	0	0	30
Washington, PJ	2-3	0-0	1-2	2	6	8	3	5	3	1	4	33
Hagans, Ashton	5-11	0-1	1-2	2	0	2	3	11	3	1	0	34
Johnson, Keldon	5-13	1-5	4-4	1	6	7	2	15	2	0	1	34
Herro, Tyler	6-10	4-6	0-0	1	4	5	2	24	1	2	1	36
Richards, Nick	0-0	0-0	0-0	0	0	0	0	0	0	0	0	0
Quikley, Immanuel	1-3	0-2	0-0	1	1	3	2	0	2	0	0	18
Baker, Jemari	1-4	1-4	0-0	1	1	1	1	3	0	0	0	8
Montgomery, EJ	2	0	1	0	0	0	0	0	0	0	0	10
Team	29-57	6-20	7-11	10	24	34	21	71	11	9	8	200

FG % 1st Half: 15-27 55.6% 2nd half: 14-30 46.7% Game: 29-57 50.9%
3FG % 1st Half: 4-10 40.0% 2nd half: 2-10 20.0% Game: 6-20 30.0%
FT % 1st Half: 1-2 50.0% 2nd half: 6-9 66.7% Game: 7-11 63.6%

Points In Off 2nd Fast
Paint TO Chance Break Bench
UK 42 13 8 10 7
LSU 22 20 23

Score led 0 times. Lead changed 2 times.

Official Basketball Box Score - Game Totals - Final Statistics
Kentucky vs Alabama
1/5/19 7 p.m. ET at Stegeman Coliseum - Athens, GA

Kentucky 88 • 10-3, 1-0

Player	FG	3-PT	Rebounds	PF	TP	A TO Bk	Stl	Min				
Travis, Reid	6-13	0-2	0-1	1	5	6	3	12	1	5	0	29
Washington, PJ	4-10	0-3	7-8	1	6	7	4	15	1	1	0	31
Hagans, Ashton	5-10	1-3	2-2	1	2	3	12	6	2	0	3	33
Johnson, Keldon	5-10	1-3	2-2	1	6	7	4	13	1	0	30	
Herro, Tyler	4-12	2-6	2-2	0	3	2	12	0	0	0	35	
Richards, Nick	0-0	0-0	1-2	0	3	1	2	0	0	0	1	12
Quikley, Immanuel	3-5	2-4	0-0	2	2	1	8	0	1	0	0	15
Baker, Jemari	0-0	0-0	0	0	0	0	0	0	0	0	0	8
Montgomery, EJ	1-4	0-0	0-0	0	1	0	0	0	0	0	0	8
Team	28-65	5-18	14-17	1	6	23	15	75	14	11	7	200

FG % 1st Half: 13-25 52.0% 2nd half: 15-40 37.5% Game: 28-65 43.1%
3FG % 1st Half: 2-6 33.3% 2nd half: 3-12 25.0% Game: 5-20 25.0%
FT % 1st Half: 8-9 88.9% 2nd half: 6-8 75.0% Game: 14-17 82.4%

Points In Off 2nd Fast
Paint TO Chance Break Bench
UK 41 17 19 2 3 11 20
ALB 34 27 61

Score led 9 times. Lead changed 10 times.

Official Basketball Box Score - Game Totals - Final Statistics
Kentucky vs Texas A&M
01/8/19 7 p.m. at Rupp Arena - Lexington, Ky.

Kentucky 85 • 11-3, 1-1

Player	FG	3-PT	Rebounds	PF	TP	A TO Bk	Stl	Min				
Travis, Reid	3-6	0-0	0-0	2	2	4	2	6	1	0	1	30
Washington, PJ	4-8	0-2	1-1	4	5	2	9	2	1	0	1	28
Hagans, Ashton	4-6	0-1	10-11	0	1	11	8	5	1	0	5	30
Johnson, Keldon	9-20	0-4	4-4	2	4	6	1	8	4	0	0	27
Herro, Tyler	4-14	3-7	4-4	2	3	5	21	1	4	0	0	36
Richards, Nick	2-2	0-0	1-1	0	1	1	5	0	0	0	0	11
Quikley, Immanuel	4-4	2-2	0-1	1	1	0	10	2	0	3	1	13
Baker, Jemari	1-3	1-2	1-1	0	1	1	4	3	1	0	0	13
Montgomery, EJ	2-4	0-0	0-0	2	2	0	4	1	2	1	0	12
Team	29-56	6-18	12-13	7	21	28	13	85	16	12	5	200

FG % 1st Half: 14-27 51.9% 2nd half: 13-29 44.8% Game: 27-56 48.2%
3FG % 1st Half: 4-8 50.0% 2nd half: 4-9 44.4% Game: 8-17 47.1%
FT % 1st Half: 2-2 100.0% 2nd half: 10-11 90.9% Game: 12-13 92.3%

Points In Off 2nd Fast
Paint TO Chance Break Bench
UK 42 22 8 11 23
TAMU 33 17 8 10 9

Score led 0 times. Lead changed 1 time.

Official Basketball Box Score - Game Totals - Final Statistics
Kentucky vs Vanderbilt
1/12/19 8:30pm at Rupp Arena - Lexington, Ky.

Kentucky 56 • 12-3, 2-1

Player	FG	3-PT	Rebounds	PF	TP	A TO Bk	Stl	Min				
Travis, Reid	2-6	0-0	1-2	3	9	12	1	5	1	2	0	30
Washington, PJ	1-4	0-1	1-4	5	8	3	3	1	0	1	1	32
Hagans, Ashton	7-9	0-1	1-2	1	3	4	1	15	4	0	3	33
Johnson, Keldon	6-8	1-2	2-2	0	1	5	1	15	1	0	0	24
Herro, Tyler	1-3	0-2	0-0	6	6	2	4	3	3	1	0	36
Richards, Nick	3-2	0-0	0-0	1	1	2	0	0	0	0	0	11
Quikley, Immanuel	4-9	3-7	1-2	0	0	0	0	12	0	0	0	20
Baker, Jemari	0-3	0-3	0-0	0	0	0	0	0	0	0	0	7
Montgomery, EJ	0-0	0-0	0	3	0	0	0	0	0	0	0	8
Team	22-44	4-15	8-14	12	26	38	14	56	10	15	5	200

FG % 1st Half: 12-25 48.0% 2nd half: 10-19 52.6% Game: 22-44 50.0%
3FG % 1st Half: 2-9 22.2% 2nd half: 7-7 100.0% Game: 4-16 25.0%
FT % 1st Half: 2-4 50.0% 2nd half: 6-6 100.0% Game: 8-14 57.1%

Points In Off 2nd Fast
Paint TO Chance Break Bench
UK 42 16 4 7
VAN 28 28 56

Score led 2 times. Lead changed 1 time.

GAME 13 ALABAMA 77, #13/14 KENTUCKY 75

Official Basketball Box Score - Game Totals - Final Statistics
Kentucky vs Georgia
1/15/19 7 p.m. ET at Stegeman Coliseum - Athens, GA

Kentucky 69 • 13-3, 3-1

Player	FG	3-PT	Rebounds	PF	TP	A TO Bk	Stl	Min				
Travis, Reid	4-6	1-1	1-2	3	6	4	10	1	0	0	30	
Washington, PJ	9-18	1-3	4-5	1	4	5	12	4	1	0	35	
Hagans, Ashton	6-9	0-1	0-0	2	1	1	0	2	0	1	27	
Johnson, Keldon	4-10	0-2	4-4	1	6	7	0	14	1	0	31	
Herro, Tyler	2-5	0-0	0-0	4	7	1	4	0	0	0	15	
Quikley, Immanuel	1-3	0-1	0	0	1	1	6	0	0	0	13	
Baker, Jemari	2-3	2-2	0-0	1	1	1	4	0	0	0	0	
Montgomery, EJ	3-6	0-0	0	1	2	3	6	0	1	0	14	
Team	28-64	4-11	11-16	14	29	43	14	69	1	0	4	200

FG % 1st Half: 14-30 46.7% 2nd half: 14-34 41.2% Game: 28-64 41.8%
3FG % 1st Half: 2-5 40.0% 2nd half: 2-6 33.3% Game: 4-11 36.4%
FT % 1st Half: 5-7 71.4% 2nd half: 4-4 100.0% Game: 9-11 81.8%

Points In Off 2nd Fast
Paint TO Chance Break Bench
UK 42 4 10 0 0
GEA 36 20 29

Score led 3 times. Lead changed 3 times.

GAME 14 TEXAS A&M 74, #18/18 KENTUCKY

Official Basketball Box Score - Game Totals - Final Statistics
Kentucky vs Texas A&M
01/8/19 7 p.m. at Rupp Arena - Lexington, Ky.

Kentucky 75 • 13-3, 3-1

Player	FG	3-PT	Rebounds	PF	TP	A TO Bk	Stl	Min				
Travis, Reid	3-7	0-0	1-3	2	8	10	1	0	0	0	30	
Mackey, Devin	8-12	6-8	2-2	1	3	12	1	2	0	0	29	
Lewis Jr, Kira	4-14	2-6	2-2	0	2	2	12	3	0	0	34	
Jones, Herbert	4-4	0-0	2-2	1	7	8	10	6	0	0	23	
Ingram, Deaton	6-7	1-2	0-0	1	3	1	7	5	0	0	30	
Norris, Riley	0-2	0-2	0-0	1	1	2	0	0	0	0	14	
Reese, Alex	2-6	1-2	0-0	1	3	4	1	5	0	1	13	
Johnson Jr, Avery	0-0	0-0	1	1	1	0	0	0	0	0	4	
Petty, John	2-5	0-3	2-4	0	1	2	6	2	2	0	16	
Smith, Galin	0-1	0-0	0	2	2	0	1	1	0	0	7	
Team	27-59	10-23	13-17	7	33	40	16	77	14	17	4	200

FG % 1st Half: 15-31 48.4% 2nd half: 12-28 42.9% Game: 27-59 45.8%
3FG % 1st Half: 7-11 63.6% 2nd half: 3-12 25.0% Game: 10-23 43.5%
FT % 1st Half: 1-3 33.3% 2nd half: 12-14 85.7% Game: 13-17 76.5%

Points In Off 2nd Fast
Paint TO Chance Break Bench
UK 41 17 19 2 3 11 20
TAMU 34 20 34

Score led 9 times. Lead changed 10 times.

GAME 15 #18/18 KENTUCKY 56, VANDERBILT 47

Official Basketball Box Score - Game Totals - Final Statistics
Kentucky vs Mississippi State
1/20/19 6:30 PM at Rupp Arena - Lexington, Ky.

Kentucky 74 • 13-3, 3-1

Player	FG	3-PT	Rebounds	PF	TP	A TO Bk	Stl	Min				
Travis, Reid	3-6	0-0	0-0	2	2	4	2	6	1	0	1	30
Washington, PJ	4-8	0-2	1-1	4	5	2	9	2	1	0	1	28
Hagans, Ashton	4-6	0-1	10-11	0	1	11	8	5	1	0	5	30
Johnson, Keldon	9-20	0-4	4-4	2	4	6	1	8	4	0	0	27
Herro, Tyler	4-14	3-7	4-4	2	3	5	21	1	4	0	0	36
Richards, Nick	2-2	0-0	1-1	0	1	1	5	0	0	0	0	11
Quikley, Immanuel	4-4	2-2	0-1	1	1	0	10	2	0	3	1	13
Baker, Jemari	1-3	1-2	1-1	0	1	1	4	3	1	0	0	13
Montgomery, EJ	2-4	0-0	0-0	2	2	0	4	1	2	1	0	12
Team	29-56	6-18	12-13	7	21	28	13	85	16	12	5	200

FG % 1st Half: 14-29 48.3% 2nd half: 15-27 55.6% Game: 29-56 51.8%
3FG % 1st Half: 4-10 40.0% 2nd half: 2-8 25.0% Game: 6-18 33.3%
FT % 1st Half: 14-16 87.5% 2nd half: 7-7 100.0% Game: 21-23 91.3%

Points In Off 2nd Fast
Paint TO Chance Break Bench



The Automated ScoreBook
 Kentucky Combined Team Statistics (as of Jan 15, 2019)
 All games



RECORD:	OVERALL	HOME	AWAY	NEUTRAL
ALL GAMES	13-3	10-0	2-1	1-2
CONFERENCE	3-1	2-0	1-1	0-0
NON-CONFERENCE	10-2	8-0	1-0	1-2

#	Player	gp-gs	min	avg	Total		3-Point		F-Throw		Rebounds				pf	dq	a	to	blk	stl	pts	avg
					fg-fga	fg%	3fg-fga	3fg%	ft-fga	ft%	off	def	tot	avg								
03	Johnson, Keldon	16-16	485	30.3	77-154	.500	21-54	.389	58-78	.744	19	64	83	5.2	38	2	27	33	1	14	233	14.6
14	Herro, Tyler	16-16	477	29.8	77-172	.448	26-81	.321	29-33	.879	8	61	69	4.3	24	0	35	27	8	18	209	13.1
22	Travis, Reid	16-13	447	27.9	70-132	.530	5-16	.313	59-84	.702	35	67	102	6.4	35	1	18	26	13	5	204	12.8
25	Washington, PJ	16-16	438	27.4	66-129	.512	10-27	.370	46-67	.687	41	86	127	7.9	40	2	32	27	17	12	188	11.8
00	Green, Quade	9-0	160	17.8	22-49	.449	11-26	.423	17-19	.895	3	9	12	1.3	7	0	21	21	0	9	72	8.0
02	Hagans, Ashton	16-9	385	24.1	45-94	.479	2-13	.154	29-36	.806	9	21	30	1.9	28	0	56	33	4	36	121	7.6
05	Quickley, Immanuel	16-7	341	21.3	33-72	.458	15-41	.366	31-38	.816	1	25	26	1.6	20	0	26	17	1	11	112	7.0
23	Montgomery, EJ	16-1	236	14.8	32-67	.478	0-3	.000	9-14	.643	25	36	61	3.8	28	0	6	15	18	3	73	4.6
04	Richards, Nick	16-2	186	11.6	21-36	.583	0-0	.000	9-12	.750	25	32	57	3.6	29	1	3	11	22	1	51	3.2
13	Baker, Jemarl	8-0	65	8.1	6-18	.333	6-16	.375	1-1	1.000	1	3	4	0.5	5	0	5	5	1	1	19	2.4
10	David, Jonny	3-0	5	1.7	0-0	.000	0-0	.000	0-0	.000	1	0	1	0.3	0	0	0	0	0	0	0	0.0
Team											24	17	41		1		3					
Total.....		16	3225		449-923	.486	96-277	.347	288-382	.754	192	421	613	38.3	255	6	229	218	85	110	1282	80.1
Opponents.....		16	3225		390-932	.418	130-358	.363	170-244	.697	143	313	456	28.5	318	-	187	241	44	89	1080	67.5

TEAM STATISTICS	UK	OPP	Date	Opponent	Score	Att.
SCORING	1282	1080	1	11/6/18	vs #4/3 Duke	L 84-118 18907
Points per game	80.1	67.5		11/9/18	SOUTHERN ILLINOIS	w 71-59 20277
Scoring margin	+12.6	-	2	11/14/18	NORTH DAKOTA	w 96-58 18555
FIELD GOALS-ATT	449-923	390-932	2	11/18/18	VMI	w 92-82 20207
Field goal pct	.486	.418	2	11/21/18	WINTHROP	w 87-74 20070
3 POINT FG-ATT	96-277	130-358	2	11/23/18	TENNESSEE STATE	w 77-62 20224
3-point FG pct	.347	.363		11/28/18	MONMOUTH	w 90-44 18680
3-pt FG made per game	6.0	8.1		12/1/18	UNCG	w 78-61 21853
FREE THROWS-ATT	288-382	170-244	3	12/8/18	vs Seton Hall	Lot 83-84 10244
Free throw pct	.754	.697		12/15/18	UTAH	w 88-61 21922
F-Throws made per game	18.0	10.6	4	12/22/18	vs #9/10 North Carolina	w 80-72 15124
REBOUNDS	613	456		12/29/18	at RV/RV Louisville	w 71-58 20882
Rebounds per game	38.3	28.5	*	1/5/19	at Alabama	L 75-77 12424
Rebounding margin	+9.8	-	*	1/8/19	TEXAS A&M	w 85-74 22048
ASSISTS	229	187	*	1/12/19	VANDERBILT	w 56-47 22504
Assists per game	14.3	11.7	*	1/15/19	at Georgia	w 69-49 10523
TURNOVERS	218	241	* - Conference game			
Turnovers per game	13.6	15.1				
Turnover margin	+1.4	-				
Assist/turnover ratio	1.1	0.8				
STEALS	110	89				
Steals per game	6.9	5.6				
BLOCKS	85	44				
Blocks per game	5.3	2.8				
ATTENDANCE	206340	88104				
Home games-Avg/Game	10-20634	3-14610				
Neutral site-Avg/Game	-	3-14758				

Score by Periods	1st	2nd	OT	Totals
Kentucky	630	639	13	1282
Opponents	515	551	14	1080



The Automated ScoreBook
 Kentucky Combined Team Statistics (as of Jan 15, 2019)
 Conference games



RECORD:	OVERALL	HOME	AWAY	NEUTRAL
ALL GAMES	3-1	2-0	1-1	0-0
CONFERENCE	3-1	2-0	1-1	0-0
NON-CONFERENCE	0-0	0-0	0-0	0-0

#	Player	gp-gs	min	avg	Total		3-Point		F-Throw		Rebounds				pf	dq	a	to	blk	stl	pts	avg
					fg-fga	fg%	3fg-fga	3fg%	ft-fta	ft%	off	def	tot	avg								
02	Hagans, Ashton	4-4	131	32.8	25-43	.581	1-5	.200	17-20	.850	3	10	13	3.3	5	0	19	9	0	15	68	17.0
14	Herro, Tyler	4-4	138	34.5	16-39	.410	5-17	.294	12-12	1.000	3	18	21	5.3	7	0	8	9	1	1	49	12.3
25	Washington, PJ	4-4	121	30.3	13-28	.464	1-7	.143	10-15	.667	10	16	26	6.5	13	0	4	3	1	3	37	9.3
03	Johnson, Keldon	4-4	108	27.0	13-33	.394	2-10	.200	8-8	1.000	5	12	17	4.3	10	1	9	11	0	4	36	9.0
05	Quickley, Immanuel	4-0	61	15.3	12-21	.571	7-14	.500	1-3	.333	0	3	3	0.8	3	0	4	1	0	4	32	8.0
22	Travis, Reid	4-4	111	27.8	14-32	.438	0-3	.000	1-3	.333	6	21	27	6.8	8	0	4	8	3	1	29	7.3
23	Montgomery, EJ	4-0	42	10.5	6-14	.429	0-0	.000	0-0	.000	2	9	11	2.8	3	0	0	2	4	1	12	3.0
04	Richards, Nick	4-0	49	12.3	5-10	.500	0-0	.000	2-3	.667	6	6	12	3.0	4	0	2	0	6	1	12	3.0
13	Baker, Jemarl	4-0	39	9.8	3-9	.333	3-7	.429	1-1	1.000	0	2	2	0.5	3	0	4	3	0	1	10	2.5
Team											4	5	9				2					
Total.....		4	800		107-229	.467	19-63	.302	52-65	.800	39	102	141	35.2	56	1	54	48	15	31	285	71.2
Opponents.....		4	800		88-218	.404	29-92	.315	42-58	.724	34	91	125	31.3	64	-	40	62	15	19	247	61.8

TEAM STATISTICS	UK	OPP	Date	Opponent	Score	Att.
SCORING	285	247	* 1/5/19	at Alabama	L 75-77	12424
Points per game	71.2	61.8	* 1/8/19	TEXAS A&M	w 85-74	22048
Scoring margin	+9.5	-	* 1/12/19	VANDERBILT	w 56-47	22504
FIELD GOALS-ATT	107-229	88-218	* 1/15/19	at Georgia	w 69-49	10523
Field goal pct	.467	.404	* - Conference game			
3 POINT FG-ATT	19-63	29-92				
3-point FG pct	.302	.315				
3-pt FG made per game	4.8	7.3				
FREE THROWS-ATT	52-65	42-58				
Free throw pct	.800	.724				
F-Throws made per game	13.0	10.5				
REBOUNDS	141	125				
Rebounds per game	35.2	31.3				
Rebounding margin	+4.0	-				
ASSISTS	54	40				
Assists per game	13.5	10.0				
TURNOVERS	48	62				
Turnovers per game	12.0	15.5				
Turnover margin	+3.5	-				
Assist/turnover ratio	1.1	0.6				
STEALS	31	19				
Steals per game	7.8	4.8				
BLOCKS	15	15				
Blocks per game	3.8	3.8				
ATTENDANCE	44552	22947				
Home games-Avg/Game	2-22276	2-11474				
Neutral site-Avg/Game	-	0-0				

Score by Periods	1st	2nd	Totals
Kentucky	149	136	285
Opponents	133	114	247



The Automated ScoreBook
 Kentucky Category Leaders (as of Jan 15, 2019)
 All games



Points	G	Pts	Pts/G	Scoring Average	G	Pts	Avg/G
Johnson, Keldon	16	233	14.6	Johnson, Keldon	16	233	14.6
Herro, Tyler	16	209	13.1	Herro, Tyler	16	209	13.1
Travis, Reid	16	204	12.8	Travis, Reid	16	204	12.8
Washington, PJ	16	188	11.8	Washington, PJ	16	188	11.8
Hagans, Ashton	16	121	7.6	Green, Quade	9	72	8.0
Quickley, Immanuel	16	112	7.0	Hagans, Ashton	16	121	7.6
Montgomery, EJ	16	73	4.6	Quickley, Immanuel	16	112	7.0
Green, Quade	9	72	8.0	Montgomery, EJ	16	73	4.6
Richards, Nick	16	51	3.2	Richards, Nick	16	51	3.2
Baker, Jemarl	8	19	2.4	Baker, Jemarl	8	19	2.4
				David, Jonny	3	0	0.0

FG Percentage	FG	Att	Pct	Field Goal Attempts	G	Att	Att/G
Richards, Nick	21	36	.583	Herro, Tyler	16	172	10.8
Travis, Reid	70	132	.530	Johnson, Keldon	16	154	9.6
Washington, PJ	66	129	.512	Travis, Reid	16	132	8.3
Johnson, Keldon	77	154	.500	Washington, PJ	16	129	8.1
Hagans, Ashton	45	94	.479	Hagans, Ashton	16	94	5.9
Montgomery, EJ	32	67	.478				
Quickley, Immanuel	33	72	.458	Field Goals Made	G	Made	Made/G
Green, Quade	22	49	.449	Johnson, Keldon	16	77	4.8
Herro, Tyler	77	172	.448	Herro, Tyler	16	77	4.8
Baker, Jemarl	6	18	.333	Travis, Reid	16	70	4.4
				Washington, PJ	16	66	4.1
				Hagans, Ashton	16	45	2.8

3-Point Percentage	3FG	Att	Pct	3-Point FG Attempts	G	Att	Att/G
Green, Quade	11	26	.423	Herro, Tyler	16	81	5.1
Johnson, Keldon	21	54	.389	Johnson, Keldon	16	54	3.4
Baker, Jemarl	6	16	.375	Quickley, Immanuel	16	41	2.6
Washington, PJ	10	27	.370	Washington, PJ	16	27	1.7
Quickley, Immanuel	15	41	.366	Green, Quade	9	26	2.9
Herro, Tyler	26	81	.321				
Travis, Reid	5	16	.313	3-Point FG Made	G	Made	Made/G
Hagans, Ashton	2	13	.154	Herro, Tyler	16	26	1.6
Montgomery, EJ	0	3	.000	Johnson, Keldon	16	21	1.3
				Quickley, Immanuel	16	15	0.9
				Green, Quade	9	11	1.2
				Washington, PJ	16	10	0.6

Free Throw Percent	FG	Att	Pct	Free Throw Attempts	G	Att	Att/G
Baker, Jemarl	1	1	1.000	Travis, Reid	16	84	5.3
Green, Quade	17	19	.895	Johnson, Keldon	16	78	4.9
Herro, Tyler	29	33	.879	Washington, PJ	16	67	4.2
Quickley, Immanuel	31	38	.816	Quickley, Immanuel	16	38	2.4
Hagans, Ashton	29	36	.806	Hagans, Ashton	16	36	2.3
Richards, Nick	9	12	.750				
Johnson, Keldon	58	78	.744	Free Throws Made	G	Made	Made/G
Travis, Reid	59	84	.702	Travis, Reid	16	59	3.7
Washington, PJ	46	67	.687	Johnson, Keldon	16	58	3.6
Montgomery, EJ	9	14	.643	Washington, PJ	16	46	2.9
				Quickley, Immanuel	16	31	1.9
				Hagans, Ashton	16	29	1.8
				Herro, Tyler	16	29	1.8



The Automated ScoreBook
 Kentucky Category Leaders (as of Jan 15, 2019)
 All games



Rebounds	G	Reb	Reb/G	Assists	G	No.	Ast/G
Washington, PJ	16	127	7.9	Hagans, Ashton	16	56	3.5
Travis, Reid	16	102	6.4	Herro, Tyler	16	35	2.2
Johnson, Keldon	16	83	5.2	Washington, PJ	16	32	2.0
Herro, Tyler	16	69	4.3	Johnson, Keldon	16	27	1.7
Montgomery, EJ	16	61	3.8	Quickley, Immanuel	16	26	1.6

Rebound Average	G	Reb	Avg/G	Steals	G	No.	Stl/G
Washington, PJ	16	127	7.9	Hagans, Ashton	16	36	2.3
Travis, Reid	16	102	6.4	Herro, Tyler	16	18	1.1
Johnson, Keldon	16	83	5.2	Johnson, Keldon	16	14	0.9
Herro, Tyler	16	69	4.3	Washington, PJ	16	12	0.8
Montgomery, EJ	16	61	3.8	Quickley, Immanuel	16	11	0.7

Offensive Rebounds	G	No.	Avg/G	Blocked Shots	G	No.	Blk/G
Washington, PJ	16	41	2.6	Richards, Nick	16	22	1.4
Travis, Reid	16	35	2.2	Montgomery, EJ	16	18	1.1
Richards, Nick	16	25	1.6	Washington, PJ	16	17	1.1
Montgomery, EJ	16	25	1.6	Travis, Reid	16	13	0.8
Johnson, Keldon	16	19	1.2	Herro, Tyler	16	8	0.5

Defensive Rebounds	G	No.	Avg/G	Minutes	G	No.	Min/G
Washington, PJ	16	86	5.4	Johnson, Keldon	16	485	30.3
Travis, Reid	16	67	4.2	Herro, Tyler	16	477	29.8
Johnson, Keldon	16	64	4.0	Travis, Reid	16	447	27.9
Herro, Tyler	16	61	3.8	Washington, PJ	16	438	27.4
Montgomery, EJ	16	36	2.3	Hagans, Ashton	16	385	24.1

Fouls	G	No.	Per/G	Turnovers	G	No.	TO/G
Washington, PJ	16	40	2.5	Johnson, Keldon	16	33	2.1
Johnson, Keldon	16	38	2.4	Hagans, Ashton	16	33	2.1
Travis, Reid	16	35	2.2	Herro, Tyler	16	27	1.7
Richards, Nick	16	29	1.8	Washington, PJ	16	27	1.7
Hagans, Ashton	16	28	1.8	Travis, Reid	16	26	1.6
Montgomery, EJ	16	28	1.8				

Foulsouts	G	No.
Washington, PJ	16	2
Johnson, Keldon	16	2
Travis, Reid	16	1
Richards, Nick	16	1



The Automated ScoreBook
 Kentucky Overall/Conference Statistics (as of Jan 15, 2019)
 All games



SUMMARY	Overall Statistics										Conference Statistics									
	gp-gs	min/g	fg%	3fg%	ft%	r/g	a/g	stl	blk	pts/g	gp-gs	min/g	fg%	3fg%	ft%	r/g	a/g	stl	blk	pts/g
Johnson, Keldon	16-16	30.3	.500	.389	.744	5.2	1.7	14	1	14.6	4-4	27.0	.394	.200	1.000	4.3	2.3	4	0	9.0
Herro, Tyler	16-16	29.8	.448	.321	.879	4.3	2.2	18	8	13.1	4-4	34.5	.410	.294	1.000	5.3	2.0	1	1	12.3
Travis, Reid	16-13	27.9	.530	.313	.702	6.4	1.1	5	13	12.8	4-4	27.8	.438	.000	.333	6.8	1.0	1	3	7.3
Washington, PJ	16-16	27.4	.512	.370	.687	7.9	2.0	12	17	11.8	4-4	30.3	.464	.143	.667	6.5	1.0	3	1	9.3
Green, Quade	9-0	17.8	.449	.423	.895	1.3	2.3	9	0	8.0										
Hagans, Ashton	16-9	24.1	.479	.154	.806	1.9	3.5	36	4	7.6	4-4	32.8	.581	.200	.850	3.3	4.8	15	0	17.0
Quickley, Immanuel	16-7	21.3	.458	.366	.816	1.6	1.6	11	1	7.0	4-0	15.3	.571	.500	.333	0.8	1.0	4	0	8.0
Montgomery, EJ	16-1	14.8	.478	.000	.643	3.8	0.4	3	18	4.6	4-0	10.5	.429	.000	.000	2.8	0.0	1	4	3.0
Richards, Nick	16-2	11.6	.583	.000	.750	3.6	0.2	1	22	3.2	4-0	12.3	.500	.000	.667	3.0	0.5	1	6	3.0
Baker, Jemarl	8-0	8.1	.333	.375	1.000	0.5	0.6	1	1	2.4	4-0	9.8	.333	.429	1.000	0.5	1.0	1	0	2.5
David, Jonny	3-0	1.7	.000	.000	.000	0.3	0.0	0	0	0.0										
Totals	16		.486	.347	.754	38.3	14.3	110	85	80.1	4		.467	.302	.800	35.2	13.5	31	15	71.2
Opponent	16		.418	.363	.697	28.5	11.7	89	44	67.5	4		.404	.315	.724	31.3	10.0	19	15	61.8

SCORING	Overall Statistics									Conference Statistics							
	fg-fga	fg%	3fg-fga	3fg%	ft-fta	ft%	pts	pts/g		fg-fga	fg%	3fg-fga	3fg%	ft-fta	ft%	pts	pts/g
Johnson, Keldon	77-154	.500	21-54	.389	58-78	.744	233	14.6		13-33	.394	2-10	.200	8-8	1.000	36	9.0
Herro, Tyler	77-172	.448	26-81	.321	29-33	.879	209	13.1		16-39	.410	5-17	.294	12-12	1.000	49	12.3
Travis, Reid	70-132	.530	5-16	.313	59-84	.702	204	12.8		14-32	.438	0-3	.000	1-3	.333	29	7.3
Washington, PJ	66-129	.512	10-27	.370	46-67	.687	188	11.8		13-28	.464	1-7	.143	10-15	.667	37	9.3
Green, Quade	22-49	.449	11-26	.423	17-19	.895	72	8.0									
Hagans, Ashton	45-94	.479	2-13	.154	29-36	.806	121	7.6		25-43	.581	1-5	.200	17-20	.850	68	17.0
Quickley, Immanuel	33-72	.458	15-41	.366	31-38	.816	112	7.0		12-21	.571	7-14	.500	1-3	.333	32	8.0
Montgomery, EJ	32-67	.478	0-3	.000	9-14	.643	73	4.6		6-14	.429	0-0	.000	0-0	.000	12	3.0
Richards, Nick	21-36	.583	0-0	.000	9-12	.750	51	3.2		5-10	.500	0-0	.000	2-3	.667	12	3.0
Baker, Jemarl	6-18	.333	6-16	.375	1-1	1.000	19	2.4		3-9	.333	3-7	.429	1-1	1.000	10	2.5
David, Jonny	0-0	.000	0-0	.000	0-0	.000	0	0.0									
Totals	449-923	.486	96-277	.347	288-382	.754	1282	80.1		107-229	.467	19-63	.302	52-65	.800	285	71.2
Opponent	390-932	.418	130-358	.363	170-244	.697	1080	67.5		88-218	.404	29-92	.315	42-58	.724	247	61.8

TOTALS	Overall Statistics										Conference Statistics								
	o-reb	d-reb	total	pf	fo	a	to	a/to	hi	pts	o-reb	d-reb	total	pf	fo	a	to	a/to	hi
Johnson, Keldon	19	64	83	38	2	27	33	0.8	27		5	12	17	10	1	9	11	0.8	15
Herro, Tyler	8	61	69	24	0	35	27	1.3	24		3	18	21	7	0	8	9	0.9	21
Travis, Reid	35	67	102	35	1	18	26	0.7	22		6	21	27	8	0	4	8	0.5	12
Washington, PJ	41	86	127	40	2	32	27	1.2	29		10	16	26	13	0	4	3	1.3	15
Green, Quade	3	9	12	7	0	21	21	1.0	17										
Hagans, Ashton	9	21	30	28	0	56	33	1.7	23		3	10	13	5	0	19	9	2.1	23
Quickley, Immanuel	1	25	26	20	0	26	17	1.5	15		0	3	3	3	0	4	1	4.0	12
Montgomery, EJ	25	36	61	28	0	6	15	0.4	10		2	9	11	3	0	0	2	0.0	6
Richards, Nick	25	32	57	29	1	3	11	0.3	10		6	6	12	4	0	2	0	0.0	5
Baker, Jemarl	1	3	4	5	0	5	5	1.0	6		0	2	2	3	0	4	3	1.3	6
David, Jonny	1	0	1	0	0	0	0	0.0	0										
Totals	192	421	613	255	6	229	218	1.1	96		39	102	141	56	1	54	48	1.1	85
Opponent	143	313	456	318	-	187	241	0.8	118		34	91	125	64	-	40	62	0.6	77



The Automated ScoreBook
 Kentucky Opponent Game-by-Game (as of Jan 15, 2019)
 All games



OPPONENT STATISTICS

Opponent	Date	Score		Total		3-Pointers		Free throws		Rebounds				pf	a	t/o	blk	stl	pts	avg
				fg-fga	pct	3fg-fga	pct	ft-fa	pct	off	def	tot	avg							
vs #4/3 Duke	11/6/18	84-118	L	43-79	.544	12-26	.462	20-29	.690	13	25	38	38.0	26	22	4	3	10	118	118.0
SOUTHERN ILLINOIS	11/9/18	71-59	W	23-56	.411	5-16	.313	8-12	.667	7	12	19	28.5	24	13	13	2	7	59	88.5
NORTH DAKOTA	11/14/18	96-58	W	19-48	.396	7-19	.368	13-18	.722	5	10	15	24.0	19	8	20	5	5	58	78.3
VMI	11/18/18	92-82	W	29-62	.468	19-38	.500	5-5	1.000	6	16	22	23.5	26	14	13	1	2	82	79.2
WINTHROP	11/21/18	87-74	W	28-59	.475	13-28	.464	5-8	.625	2	20	22	23.2	21	16	19	0	4	74	78.2
TENNESSEE STATE	11/23/18	77-62	W	22-54	.407	6-16	.375	12-19	.632	10	18	28	24.0	29	11	19	1	5	62	75.5
MONMOUTH	11/28/18	90-44	W	16-58	.276	2-16	.125	10-16	.625	13	12	25	24.1	21	4	16	2	6	44	71.0
UNCG	12/1/18	78-61	W	24-67	.358	7-20	.350	6-10	.600	12	18	30	24.9	17	7	11	3	8	61	69.8
vs Seton Hall	12/8/18	83-84	Lot	27-59	.458	11-26	.423	19-26	.731	10	25	35	26.0	25	15	16	5	8	84	71.3
UTAH	12/15/18	88-61	W	24-54	.444	7-23	.304	6-8	.750	13	18	31	26.5	15	12	18	2	2	61	70.3
vs #9/10 North Carolina	12/22/18	80-72	W	27-63	.429	7-18	.389	11-16	.688	5	28	33	27.1	19	18	18	3	8	72	70.5
at RV/RV Louisville	12/29/18	71-58	W	20-55	.364	5-20	.250	13-19	.684	13	20	33	27.6	12	7	12	2	5	58	69.4
at Alabama	1/5/19	75-77	L	27-59	.458	10-23	.435	13-17	.765	7	33	40	28.5	16	14	17	4	2	77	70.0
TEXAS A&M	1/8/19	85-74	W	27-56	.482	8-17	.471	12-13	.923	8	21	29	28.6	19	8	19	3	8	74	70.3
VANDERBILT	1/12/19	56-47	W	17-47	.362	7-25	.280	6-12	.500	7	14	21	28.1	14	6	12	4	4	47	68.7
at Georgia	1/15/19	69-49	W	17-56	.304	4-27	.148	11-16	.688	12	23	35	28.5	15	12	14	4	5	49	67.5
Opponents		1080		390-932	.418	130-358	.363	170-244	.697	143	313	456	28.5	318	187	241	44	89	1080	67.5
Kentucky		1282		449-923	.486	96-277	.347	288-382	.754	192	421	613	38.3	255	229	218	85	110	1282	80.1

Games played: 16
 Points/game: 67.5
 FG Pct: 41.8
 3FG Pct: 36.3
 FT Pct: 69.7

Rebounds/game: 28.5
 Assists/game: 11.7
 Turnovers/game: 15.1
 Assist/turnover ratio: 0.8
 Steals/game: 5.6
 Blocks/game: 2.8



The Automated ScoreBook
Kentucky Team High/Low Analysis (as of Jan 15, 2019)
All games



Kentucky - TEAM GAME HIGHS

POINTS	96	NORTH DAKOTA (11/14/18)
	92	VMI (11/18/18)
	90	MONMOUTH (11/28/18)
	88	UTAH (12/15/18)
	87	WINTHROP (11/21/18)
FIELD GOALS MADE	34	UTAH (12/15/18)
	33	NORTH DAKOTA (11/14/18)
FIELD GOAL ATTEMPTS	65	at Alabama (1/5/19)
	65	vs #9/10 North Carolina (12/22/18)
FIELD GOAL PERCENTAGE	.586 (34-58)	UTAH (12/15/18)
	.566 (30-53)	MONMOUTH (11/28/18)
3 PT FIELD GOALS MADE	12	UTAH (12/15/18)
	10	MONMOUTH (11/28/18)
3 PT FG ATTEMPTS	26	vs #9/10 North Carolina (12/22/18)
	24	MONMOUTH (11/28/18)
3 PT FG PERCENTAGE	.571 (12-21)	UTAH (12/15/18)
	.462 (6-13)	NORTH DAKOTA (11/14/18)
FREE THROWS MADE	29	VMI (11/18/18)
	28	vs #4/3 Duke (11/6/18)
FREE THROW ATTEMPTS	41	TENNESSEE STATE (11/23/18)
	38	vs #4/3 Duke (11/6/18)
FREE THROW PERCENTAGE	.913 (21-23)	TEXAS A&M (1/8/19)
	.870 (20-23)	MONMOUTH (11/28/18)
REBOUNDS	48	SOUTHERN ILLINOIS (11/9/18)
	46	UNCG (12/1/18)
ASSISTS	24	vs #9/10 North Carolina (12/22/18)
	20	WINTHROP (11/21/18)
STEALS	12	vs #9/10 North Carolina (12/22/18)
	12	NORTH DAKOTA (11/14/18)
BLOCKED SHOTS	8	at RV/RV Louisville (12/29/18)
	8	vs #9/10 North Carolina (12/22/18)
TURNOVERS	19	WINTHROP (11/21/18)
	19	SOUTHERN ILLINOIS (11/9/18)
FOULS	25	vs #4/3 Duke (11/6/18)
	21	at RV/RV Louisville (12/29/18)
	21	vs Seton Hall (12/8/18)



The Automated ScoreBook
 Kentucky High/Low Analysis (as of Jan 15, 2019)
 All games



Opponent - GAME HIGHS

POINTS	118		vs #4/3 Duke (11/6/18)
	84		vs Seton Hall (12/8/18)
	82		VMI (11/18/18)
	77		at Alabama (1/5/19)
	74		TEXAS A&M (1/8/19)
	74		WINTHROP (11/21/18)
FIELD GOALS MADE	43		vs #4/3 Duke (11/6/18)
	29		VMI (11/18/18)
FIELD GOAL ATTEMPTS	79		vs #4/3 Duke (11/6/18)
	67		UNCG (12/1/18)
FIELD GOAL PERCENTAGE	.544	(43-79)	vs #4/3 Duke (11/6/18)
	.482	(27-56)	TEXAS A&M (1/8/19)
3 PT FIELD GOALS MADE	19		VMI (11/18/18)
	13		WINTHROP (11/21/18)
3 PT FG ATTEMPTS	38		VMI (11/18/18)
	28		WINTHROP (11/21/18)
3 PT FG PERCENTAGE	.500	(19-38)	VMI (11/18/18)
	.471	(8-17)	TEXAS A&M (1/8/19)
FREE THROWS MADE	20		vs #4/3 Duke (11/6/18)
	19		vs Seton Hall (12/8/18)
FREE THROW ATTEMPTS	29		vs #4/3 Duke (11/6/18)
	26		vs Seton Hall (12/8/18)
FREE THROW PERCENTAGE	1.000	(5-5)	VMI (11/18/18)
	.923	(12-13)	TEXAS A&M (1/8/19)
REBOUNDS	40		at Alabama (1/5/19)
	38		vs #4/3 Duke (11/6/18)
ASSISTS	22		vs #4/3 Duke (11/6/18)
	18		vs #9/10 North Carolina (12/22/18)
STEALS	10		vs #4/3 Duke (11/6/18)
	8		TEXAS A&M (1/8/19)
	8		vs #9/10 North Carolina (12/22/18)
	8		vs Seton Hall (12/8/18)
	8		UNCG (12/1/18)
BLOCKED SHOTS	5		vs Seton Hall (12/8/18)
	5		NORTH DAKOTA (11/14/18)
TURNOVERS	20		NORTH DAKOTA (11/14/18)
	19		TEXAS A&M (1/8/19)
	19		TENNESSEE STATE (11/23/18)
	19		WINTHROP (11/21/18)
FOULS	29		TENNESSEE STATE (11/23/18)
	26		VMI (11/18/18)
	26		vs #4/3 Duke (11/6/18)



The Automated ScoreBook
 Kentucky High/Low Analysis (as of Jan 15, 2019)
 All games



Kentucky - GAME LOWS

POINTS	56		VANDERBILT (1/12/19)
	69		at Georgia (1/15/19)
	71		SOUTHERN ILLINOIS (11/9/18)
	71		at RV/RV Louisville (12/29/18)
	75		at Alabama (1/5/19)
FIELD GOALS MADE	22		VANDERBILT (1/12/19)
	23		TENNESSEE STATE (11/23/18)
FIELD GOAL ATTEMPTS	44		VANDERBILT (1/12/19)
	52		TENNESSEE STATE (11/23/18)
FIELD GOAL PERCENTAGE	.431	(28-65)	vs #9/10 North Carolina (12/22/18)
	.431	(28-65)	at Alabama (1/5/19)
3 PT FIELD GOALS MADE	4		vs #4/3 Duke (11/6/18)
	4		SOUTHERN ILLINOIS (11/9/18)
	4		TENNESSEE STATE (11/23/18)
	4		VANDERBILT (1/12/19)
	4		at Georgia (1/15/19)
3 PT FG ATTEMPTS	11		at Georgia (1/15/19)
	12		UNCG (12/1/18)
3 PT FG PERCENTAGE	.235	(4-17)	vs #4/3 Duke (11/6/18)
	.250	(4-16)	VANDERBILT (1/12/19)
	.250	(5-20)	vs Seton Hall (12/8/18)
FREE THROWS MADE	7		at RV/RV Louisville (12/29/18)
	8		UTAH (12/15/18)
	8		VANDERBILT (1/12/19)
FREE THROW ATTEMPTS	11		at RV/RV Louisville (12/29/18)
	11		at Georgia (1/15/19)
FREE THROW PERCENTAGE	.571	(8-14)	VANDERBILT (1/12/19)
	.636	(7-11)	at RV/RV Louisville (12/29/18)
REBOUNDS	23		UTAH (12/15/18)
	28		TEXAS A&M (1/8/19)
ASSISTS	8		TENNESSEE STATE (11/23/18)
	10		VANDERBILT (1/12/19)
STEALS	1		vs #4/3 Duke (11/6/18)
	3		vs Seton Hall (12/8/18)
BLOCKED SHOTS	1		at Alabama (1/5/19)
	4		UNCG (12/1/18)
	4		at Georgia (1/15/19)
TURNOVERS	6		UTAH (12/15/18)
	9		at RV/RV Louisville (12/29/18)
FOULS	10		UTAH (12/15/18)
	12		VMI (11/18/18)



The Automated ScoreBook
Kentucky High/Low Analysis (as of Jan 15, 2019)
All games



Opponent - GAME LOWS

POINTS	44		MONMOUTH (11/28/18)
	47		VANDERBILT (1/12/19)
	49		at Georgia (1/15/19)
	58		NORTH DAKOTA (11/14/18)
	58		at RV/RV Louisville (12/29/18)
FIELD GOALS MADE	16		MONMOUTH (11/28/18)
	17		VANDERBILT (1/12/19)
	17		at Georgia (1/15/19)
FIELD GOAL ATTEMPTS	47		VANDERBILT (1/12/19)
	48		NORTH DAKOTA (11/14/18)
FIELD GOAL PERCENTAGE	.276	(16-58)	MONMOUTH (11/28/18)
	.304	(17-56)	at Georgia (1/15/19)
3 PT FIELD GOALS MADE	2		MONMOUTH (11/28/18)
	4		at Georgia (1/15/19)
3 PT FG ATTEMPTS	16		SOUTHERN ILLINOIS (11/9/18)
	16		TENNESSEE STATE (11/23/18)
	16		MONMOUTH (11/28/18)
3 PT FG PERCENTAGE	.125	(2-16)	MONMOUTH (11/28/18)
	.148	(4-27)	at Georgia (1/15/19)
FREE THROWS MADE	5		VMI (11/18/18)
	5		WINTHROP (11/21/18)
FREE THROW ATTEMPTS	5		VMI (11/18/18)
	8		WINTHROP (11/21/18)
	8		UTAH (12/15/18)
FREE THROW PERCENTAGE	.500	(6-12)	VANDERBILT (1/12/19)
	.600	(6-10)	UNCG (12/1/18)
REBOUNDS	15		NORTH DAKOTA (11/14/18)
	19		SOUTHERN ILLINOIS (11/9/18)
ASSISTS	4		MONMOUTH (11/28/18)
	6		VANDERBILT (1/12/19)
STEALS	2		VMI (11/18/18)
	2		UTAH (12/15/18)
	2		at Alabama (1/5/19)
BLOCKED SHOTS	0		WINTHROP (11/21/18)
	1		VMI (11/18/18)
	1		TENNESSEE STATE (11/23/18)
TURNOVERS	4		vs #4/3 Duke (11/6/18)
	11		UNCG (12/1/18)
FOULS	12		at RV/RV Louisville (12/29/18)
	14		VANDERBILT (1/12/19)



The Automated ScoreBook
 Kentucky Player High/Low Analysis (as of Jan 15, 2019)
 All games



Kentucky - INDIVIDUAL GAME HIGHS

Points	29		Washington, PJ vs Seton Hall (12/8/18)
	27		Johnson, Keldon vs Tennessee State (11/23/18)
	25		Washington, PJ vs North Dakota (11/14/18)
	24		Herro, Tyler at RV/RV Louisville (12/29/18)
	24		Johnson, Keldon vs Utah (12/15/18)
Field Goals Made	10		Herro, Tyler at RV/RV Louisville (12/29/18)
	9		Hagans, Ashton at Georgia (1/15/19)
	9		Washington, PJ vs North Dakota (11/14/18)
Field Goal Att.	18		Hagans, Ashton at Georgia (1/15/19)
	17		Herro, Tyler vs #9/10 North Carolina (12/22/18)
FG Pct (min 5 made)	.889	(8-9)	Johnson, Keldon vs Utah (12/15/18)
	.778	(7-9)	Hagans, Ashton vs Vanderbilt (1/12/19)
3-Point FG Made	6		Johnson, Keldon vs Utah (12/15/18)
	4		Herro, Tyler at RV/RV Louisville (12/29/18)
	4		Johnson, Keldon vs #9/10 North Carolina (12/22/18)
	4		Green, Quade vs Monmouth (11/28/18)
	4		Washington, PJ vs North Dakota (11/14/18)
3-Point FG Att.	8		Herro, Tyler vs #9/10 North Carolina (12/22/18)
	8		Herro, Tyler vs Winthrop (11/21/18)
3-Pt FG Pct (min 2 made)	1.000	(2-2)	Baker, Jemarl at Georgia (1/15/19)
	1.000	(2-2)	Quickley, Immanuel vs Texas A&M (1/8/19)
	1.000	(2-2)	Baker, Jemarl vs Utah (12/15/18)
Free Throws Made	13		Johnson, Keldon vs Tennessee State (11/23/18)
	12		Washington, PJ vs Seton Hall (12/8/18)
Free Throw Att.	18		Johnson, Keldon vs Tennessee State (11/23/18)
	13		Washington, PJ vs Seton Hall (12/8/18)
	13		Travis, Reid vs #4/3 Duke (11/6/18)
FT Pct (min 3 made)	1.000	(6-6)	Quickley, Immanuel vs VMI (11/18/18)
	1.000	(6-6)	Quickley, Immanuel vs #4/3 Duke (11/6/18)
	1.000	(5-5)	Herro, Tyler vs #4/3 Duke (11/6/18)
	1.000	(4-4)	Herro, Tyler at Georgia (1/15/19)
	1.000	(4-4)	Johnson, Keldon vs Texas A&M (1/8/19)
	1.000	(4-4)	Herro, Tyler vs Texas A&M (1/8/19)
	1.000	(4-4)	Johnson, Keldon at RV/RV Louisville (12/29/18)
	1.000	(4-4)	Green, Quade vs Winthrop (11/21/18)
	1.000	(4-4)	Green, Quade vs VMI (11/18/18)
	1.000	(3-3)	Hagans, Ashton vs UNCG (12/1/18)
1.000	(3-3)	Herro, Tyler vs North Dakota (11/14/18)	
Rebounds	19		Richards, Nick vs Southern Illinois (11/9/18)
	18		Washington, PJ vs VMI (11/18/18)
Assists	8		Washington, PJ vs #9/10 North Carolina (12/22/18)
	7		Hagans, Ashton vs Utah (12/15/18)
	7		Herro, Tyler vs Winthrop (11/21/18)
Steals	8		Hagans, Ashton vs #9/10 North Carolina (12/22/18)
	5		Hagans, Ashton vs Texas A&M (1/8/19)
	5		Herro, Tyler vs Monmouth (11/28/18)
	5		Herro, Tyler vs North Dakota (11/14/18)
Blocked Shots	4		Washington, PJ at RV/RV Louisville (12/29/18)
	4		Washington, PJ vs Seton Hall (12/8/18)
Turnovers	5		Hagans, Ashton vs Vanderbilt (1/12/19)
	5		Travis, Reid at Alabama (1/5/19)
	5		Hagans, Ashton vs #9/10 North Carolina (12/22/18)
	5		Washington, PJ vs Southern Illinois (11/9/18)

Fouls	5	Johnson, Keldon vs Vanderbilt (1/12/19)
	5	Johnson, Keldon vs #9/10 North Carolina (12/22/18)
	5	Travis, Reid vs Seton Hall (12/8/18)
	5	Washington, PJ vs Monmouth (11/28/18)
	5	Richards, Nick vs North Dakota (11/14/18)
	5	Washington, PJ vs #4/3 Duke (11/6/18)
Minutes	43	Johnson, Keldon vs Seton Hall (12/8/18)
	38	Travis, Reid vs #9/10 North Carolina (12/22/18)
	37	Travis, Reid vs UNCG (12/1/18)
	36	Herro, Tyler vs Vanderbilt (1/12/19)
	36	Herro, Tyler vs Texas A&M (1/8/19)
	36	Herro, Tyler at RV/RV Louisville (12/29/18)
	36	Herro, Tyler vs #9/10 North Carolina (12/22/18)



The Automated ScoreBook
 Kentucky Opponent High/Low Analysis (as of Jan 15, 2019)
 All games



OPPONENT INDIVIDUAL GAME HIGHS

Points	35		Parham, Bubba vs VMI (11/18/18)
	33		R.J. Barrett vs #4/3 Duke (11/6/18)
	28		POWELL,MYLES vs Seton Hall (12/8/18)
	28		Zion Williamson vs #4/3 Duke (11/6/18)
	22		Mack, Tevin at Alabama (1/5/19)
	22		Gach, Both vs Utah (12/15/18)
	22		Alonso, Francis vs UNCG (12/1/18)
	22		Cam Reddish vs #4/3 Duke (11/6/18)
Field Goals Made	13		R.J. Barrett vs #4/3 Duke (11/6/18)
	11		Parham, Bubba vs VMI (11/18/18)
	11		Zion Williamson vs #4/3 Duke (11/6/18)
Field Goal Att.	26		R.J. Barrett vs #4/3 Duke (11/6/18)
	20		Parham, Bubba vs VMI (11/18/18)
FG Pct (min 5 made)	.846	(11-13)	Zion Williamson vs #4/3 Duke (11/6/18)
	.833	(5-6)	Johnson, Jayce vs Utah (12/15/18)
3-Point FG Made	10		Parham, Bubba vs VMI (11/18/18)
	6		Mack, Tevin at Alabama (1/5/19)
	6		POWELL,MYLES vs Seton Hall (12/8/18)
3-Point FG Att.	16		Parham, Bubba vs VMI (11/18/18)
	11		POWELL,MYLES vs Seton Hall (12/8/18)
3-Pt FG Pct (min 2 made)	1.000	(2-2)	Davis, Tripp vs Tennessee State (11/23/18)
	1.000	(2-2)	Falden, Charles vs Winthrop (11/21/18)
	1.000	(2-2)	Zunic, Kyle vs Winthrop (11/21/18)
Free Throws Made	7		Cam Reddish vs #4/3 Duke (11/6/18)
	6		Ingram, Dazon at Alabama (1/5/19)
	6		CALE,MYLES vs Seton Hall (12/8/18)
	6		Quinn, Diago vs Monmouth (11/28/18)
Free Throw Att.	8		POWELL,MYLES vs Seton Hall (12/8/18)
	8		Quinn, Diago vs Monmouth (11/28/18)
	8		R.J. Barrett vs #4/3 Duke (11/6/18)
FT Pct (min 3 made)	1.000	(7-7)	Cam Reddish vs #4/3 Duke (11/6/18)
	1.000	(6-6)	Ingram, Dazon at Alabama (1/5/19)
	1.000	(6-6)	CALE,MYLES vs Seton Hall (12/8/18)
	1.000	(4-4)	Chandler, Jay Jay vs Texas A&M (1/8/19)
	1.000	(4-4)	Mekowulu, Christian vs Texas A&M (1/8/19)
	1.000	(4-4)	MCKNIGHT,QUINCY vs Seton Hall (12/8/18)
	1.000	(3-3)	Seventh Woods vs #9/10 North Carolina (12/22/18)
	1.000	(3-3)	Falden, Charles vs Winthrop (11/21/18)
	1.000	(3-3)	Parham, Bubba vs VMI (11/18/18)
Rebounds	11		Jack White vs #4/3 Duke (11/6/18)
	10		Hall, Donta at Alabama (1/5/19)
Assists	7		Tre Jones vs #4/3 Duke (11/6/18)
	6		Jones, Herbert at Alabama (1/5/19)
	6		R.J. Barrett vs #4/3 Duke (11/6/18)
Steals	4		MCKNIGHT,QUINCY vs Seton Hall (12/8/18)
	4		Cam Reddish vs #4/3 Duke (11/6/18)
Blocked Shots	3		NZEI,MICHAEL vs Seton Hall (12/8/18)
	2		CLAXTON, NICOLAS at Georgia (1/15/19)
	2		Mekowulu, Christian vs Texas A&M (1/8/19)
	2		Petty, John at Alabama (1/5/19)
	2		Dickey, James vs UNCG (12/1/18)
Turnovers	7		Pickett, Adam vs Winthrop (11/21/18)
	6		MCKNIGHT,QUINCY vs Seton Hall (12/8/18)

Fouls	5	MAMUKELASHVILI,S vs Seton Hall (12/8/18)
	5	NZEI,MICHAEL vs Seton Hall (12/8/18)
	5	RHODEN,JARED vs Seton Hall (12/8/18)
	5	Dickey, James vs UNCG (12/1/18)
	5	Hamilton, Eric vs UNCG (12/1/18)
	5	Traore, Mustapha vs Monmouth (11/28/18)
	5	Ukaegbu, Jermaine vs Winthrop (11/21/18)
	5	Stephens, Jake vs VMI (11/18/18)
	5	Fletcher, Armon vs Southern Illinois (11/9/18)



The Automated ScoreBook
 Kentucky Team Game-by-Game Comparison (as of Jan 15, 2019)
 All games



Opponent	1st	2nd	Score	Mar	Total FG	FG Pct	3-Pointers	3FG Pct	Free Throws	FT Pct	Rebounds	Assist	T/Over	Block	Steal	Fouls
#4/3 Duke	42/59	42/59	84-118	(34)	26-59/43-79	.441/.544	4-17/12-26	.235/.462	28-38/20-29	.737/.690	37/38 (1)	17/22	15/4	5/3	1/10	25/26
SOUTHERN ILLINOIS	31/28	40/31	71-59	+12	24-54/23-56	.444/.411	4-14/5-16	.286/.313	19-27/8-12	.704/.667	48/19 +29	11/13	19/13	6/2	5/7	15/24
NORTH DAKOTA	46/25	50/33	96-58	+38	33-62/19-48	.532/.396	6-13/7-19	.462/.368	24-30/13-18	.800/.722	45/15 +30	15/8	13/20	5/5	12/5	15/19
VMI	48/34	44/48	92-82	+10	29-59/29-62	.492/.468	5-14/19-38	.357/.500	29-35/5-5	.829/1000	43/22 +21	15/14	11/13	6/1	6/2	12/26
WINTHROP	51/37	36/37	87-74	+13	31-55/28-59	.564/.475	7-18/13-28	.389/.464	18-24/5-8	.750/.625	37/22 +15	20/16	19/19	6/0	8/4	16/21
TENNESSEE STATE	35/27	42/35	77-62	+15	23-52/22-54	.442/.407	4-15/6-16	.267/.375	27-41/12-19	.659/.632	37/28 +9	8/11	14/19	5/1	4/5	14/29
MONMOUTH	44/22	46/22	90-44	+46	30-53/16-58	.566/.276	10-24/2-16	.417/.125	20-23/10-16	.870/.625	40/25 +15	15/4	14/16	5/2	8/6	16/21
UNCG	37/40	41/21	78-61	+17	28-58/24-67	.483/.358	5-12/7-20	.417/.350	17-24/6-10	.708/.600	46/30 +16	12/7	17/11	4/3	5/8	15/17
Seton Hall	31/25	39/45	83-84	(1)	27-62/27-59	.435/.458	5-20/11-26	.250/.423	24-30/19-26	.800/.731	38/35 +3	14/15	15/16	7/5	3/8	21/25
UTAH	41/27	47/34	88-61	+27	34-58/24-54	.586/.444	12-21/7-23	.571/.304	8-12/6-8	.667/.750	23/31 (8)	13/12	6/18	5/2	6/2	10/15
#9/10 North Carolina	40/31	40/41	80-72	+8	28-65/27-63	.431/.429	9-26/7-18	.346/.389	15-22/11-16	.682/.688	44/33 +11	24/18	18/18	8/3	12/8	19/19
RV/RV Louisville	35/27	36/31	71-58	+13	29-57/20-55	.509/.364	6-20/5-20	.300/.250	7-11/13-19	.636/.684	34/33 +1	11/7	9/12	8/2	9/5	21/12
Alabama	40/38	35/39	75-77	(2)	28-65/27-59	.431/.458	5-18/10-23	.278/.435	14-17/13-17	.824/.765	32/40 (8)	14/14	11/17	1/4	7/2	15/16
TEXAS A&M	46/34	39/40	85-74	+11	29-56/27-56	.518/.482	6-18/8-17	.333/.471	21-23/12-13	.913/.923	28/29 (1)	16/8	12/19	5/3	11/8	13/19
VANDERBILT	28/30	28/17	56-47	+9	22-44/17-47	.500/.362	4-16/7-25	.250/.280	8-14/6-12	.571/.500	38/21 +17	10/6	15/12	5/4	5/4	14/14
Georgia	35/31	34/18	69-49	+20	28-64/17-56	.438/.304	4-11/4-27	.364/.148	9-11/11-16	.818/.688	43/35 +8	14/12	10/14	4/4	8/5	14/15

Note: Game totals are displayed in the format TEAM/OPPONENT for each category