

2018 TEXAS A&M MEN'S BASKETBALL

GAME 15 | #14 AUBURN | WEDNESDAY, JAN. 16, 2019



GAME TIME: 6 PM CT | SITE: REED ARENA, COLLEGE STATION, TEXAS | TV: ESPNU

Texas A&M Athletic Communications • www.12thMan.com

Men's Basketball Contact: Rachel Perreault / E-Mail: rperreault@athletics.tamu.edu / O: (979) 862-5453/ C: (603) 767-6492

MEDIA COVERAGE

TELEVISION..... ESPNU

Karl Ravich.....Play-by-Play
Dan Dakich.....Commentary

RADIO..... Texas A&M Radio Network/1620 AM

Andrew Monaco.....Play-by-Play
John Thornton.....Commentary

SIRIUSXM RADIO..... XM 380/Int. 971

LIVE STATS..... tamu.statbroadcast.com

RESULTS/SCHEDULE

N 7 SAVANNAH STATE (SEC NTK +)..... W, 98-83
N 9 UC IRVINE (SEC NTK +)..... L, 73-74
N15 at #3 Gonzaga (ESPN2)..... L, 71-94
N 18 ^ vs. Minnesota (ESPN2)..... L, 64-69
N 20 ^ vs. Washington (ESPN2)..... L, 67-71
N 23 SOUTH ALABAMA (SEC NTK +)..... W, 74-62
D 3 NORTHWESTERN STATE (SEC NTK) W, 80-59
D 8 BOSTON COLLEGE (SEC NTK)..... Cancelled
D15 & vs. Oregon State (Pac-12 NTK)..... W, 67-64
D 19 VALPO (SEC NTK +)..... W, 71-49
D 22 MARSHALL (SEC NTK +)..... W, 92-68
D29 TEXAS SOUTHERN (SEC NTK +)..... L, 73-88
J 5 * ARKANSAS (SEC NTK)..... L, 71-73
J 8 * at #18 Kentucky (SEC NTK)..... L, 74-85
J 12 * at Alabama (SEC NTK)..... W, 81-80
J 16 * #14 AUBURN (ESPNU)..... 6 PM
J 19 * MISSOURI (SEC NTK)..... 2:30 PM
J 22 * at Florida (SEC NTK)..... 7:30 PM
J 26 † KANSAS STATE (ESPN/ESPN2/ESPNU)..... 1 PM
J 30 * LSU (ESPN/ESPN2/ESPNU)..... 8 PM
F 2 * TENNESSEE (SEC NTK)..... 7 PM
F 6 * at Ole Miss (SEC NTK)..... 6 PM
F 9 * at Missouri (SEC NTK)..... 5 PM
F 12 * GEORGIA (SEC NTK)..... 6 PM
F 16 * at South Carolina (SEC NTK)..... 12 PM
F 19 * ALABAMA (SEC NTK)..... 8 PM
F 23 * at Arkansas (SEC NTK)..... 7:30 PM
F 26 * at LSU (ESPN/ESPN2/SEC NTK)..... 8 PM
M 2 * VANDERBILT (SEC NTK)..... 5 PM
M 5 * SOUTH CAROLINA (SEC NTK)..... 6 PM
M 9 * at Mississippi State (ESPN/ESPN2)..... 1 PM
M 13-17 SEC Tournament.....

* - SEC Game / 1 - Big 12/SEC Challenge /

^ - Vancouver Showcase (Vancouver, B.C.) / & - Dam City Classic (Portland, Ore.)

All Times Central

SOCIAL MEDIA

TWITTER..... @AggieMBK

INSTAGRAM..... AggieMBK

FACEBOOK..... Facebook.com/AggieMBK

#GigEm



**AUBURN
TIGERS**

Record..... 12-3, 1-1 SEC
Ranking..... No. 14/12
Streak..... Won 1
Last 5/Last 10..... 3-2/8-2
Neutral Sites..... 2-1
Last Game..... Jan. 12
No. 12 Auburn 93, Georgia 78

Head Coach..... Bruce Pearl (Boston College '82)
Overall Record..... 544-210 (24th Season)
at Auburn..... 82-65 (5th Season)
vs. Texas A&M..... 1-6



**TEXAS A&M
AGGIES**

Record..... 7-7, 1-2 SEC
Ranking..... NR
Streak..... Won 1
Last 5/Last 10..... 2-3/6-4
Neutral Sites..... 0-2
Last Game..... Jan. 12
Texas A&M 81, Alabama 80

Head Coach... Billy Kennedy (Southeastern Louisiana '86)
Overall Record..... 355-284 (21st Season)
at Texas A&M..... 144-105 (8th Season)
vs. Auburn..... 7-3

PREVIOUS GAME STARTERS

0	JAY JAY CHANDLER	GP/GS	PTS	REB	AST	MINS
	G • 6-4 • 180 • So	14/12	8.3	4.2	1.6	25.9
	Katy, Texas/Cinco Ranch					

> Helped lead the way with 18 points at Kentucky
>> Was 7-of-9 from the field and 4-4 from the line against the Wildcats

1	SAVION FLAGG	GP/GS	PTS	REB	AST	MINS
	G/F • 6-7 • 217 • So	14/14	12.9	8.2	2.7	33.2
	Alvin, Texas/Alvin					

> Scored 14 of his 16 points at Alabama in the second half
>> Averaging 10.4 rpg over the last five games, has led the team eight times

2	TJ STARKS	GP/GS	PTS	REB	AST	MINS
	G • 6-2 • 196 • So	14/12	14.4	2.8	3.6	30.0
	Dallas, Texas/Lancaster					

> Hit the game-winning three at the buzzer, finishing with 12 points at Alabama
>> Set his career high with 23 points in the win over No. 8 Auburn last year

11	WENDELL MITCHELL	GP/GS	PTS	REB	AST	MINS
	G • 6-3 • 185 • Jr	11/6	9.5	3.9	1.9	27.1
	Rockdale, Texas/Trinity Valley CC					

> Had 18 points, 10 in the first half, and six rebounds in the win at Alabama
>> Has scored in double figures in three of the last four games

21	CHRISTIAN MEKOWULU	GP/GS	PTS	REB	BLK	MINS
	F • 6-8 • 245 • Gr	14/14	9.5	5.9	1.2	20.6
	Lagos, Nigeria/Tennessee State					

> Drew three offensive fouls in the first five minutes of play at Kentucky
>> Is third on the team in scoring and second in rebounding

TOP RESERVES

No.	Name	Cl	Pos	Ht	Wt	GP/GS	Pts	Reb	Min
32	Josh Nebo	Jr	F	6-9	244	14/0	8.0	5.6	17.1
> Had a career high 21 points at Alabama, going 10-of-12 from the field									
13	Brandon Mahan	So	G	6-5	200	14/10	7.1	3.7	24.8
> Added six points in his SEC debut against Arkansas									

TEXAS A&M QUICK HITS

- **Josh Nebo** set a new season high as he led the Aggies with 21 points, shooting 83-percent from the field, adding four blocks.
- **TJ Starks** knocked down the game-winning three at the buzzer for his fifth straight game in double figures as he finished with 12 points.
- **Savion Flagg** is averaging 16 and 10 so far in SEC play after adding 16 points and seven boards in the win at Alabama.
- **Wendell Mitchell** helped keep the Aggies alive in the first half, scoring 10 of his 18 points in the first 20 minutes at Alabama.
- A&M's win at Alabama on Jan. 12 was the program's first in Tuscaloosa as a member of the SEC and second all-time.
- The Aggies committed just three turnovers at Alabama, limiting themselves to single-digits in the category for the second time this season.
- After the win at Alabama, A&M is 2-2 in one-possession games this season.
- The last time A&M won on a buzzer-beater was a Tyler Davis put-back for a 79-77 overtime win over then-No. 14 Kentucky on Feb. 20, 2016 at Reed Arena.
- Five of the nine Aggies that saw the court against Arkansas made their SEC debut.

HEAD COACH BILLY KENNEDY



2016 SEC Coach of the Year & USBWA District VII Coach of the Year Billy Kennedy is in his eighth season as the head coach of the Aggie basketball program. His teams have won five conference titles and made eight trips to the postseason.

THE KENNEDY FILE

BORNFebruary 2, 1964
HOMETOWN Metairie, Louisiana
WIFE the former Mary Ethredge
CHILDRENWill, Lexie, Brooks, Anna Cate
HIGH SCHOOLHoly Cross High School, 1982
COLLEGESoutheastern Louisiana University
 (B.A. in Social Studies Education, 1986)

HEAD COACHING RECORD

CENTENARY (2 years)		24-34
1997-98	10-20	
1998-99	14-14	
SOUTHEASTERN LOUISIANA (6 years)		80-92
1999-00	10-17	
2000-01	8-21	
2001-02	7-20	
2002-03	11-16	
2003-04	20-9	SLC Champs
2004-05	24-9	SLC Champs/NCAA (1 st Rd)
MURRAY STATE (5 years)		107-53
2006-07	16-14	
2007-08	18-13	
2008-09	19-12	
2009-10	31-5	OVC Champs/NCAA (2 nd Rd)
2010-11	23-9	OVC Champs/NIT
TEXAS A&M (8th year)		144-105
2011-12	14-18	
2012-13	18-15	
2013-14	18-16	CBI (Quarterfinals)
2014-15	21-12	NIT (2 nd Round)
2015-16	28-9	SEC Co-Champs/NCAA (Sweet 16)
2016-17	16-15	
2017-18	22-13	NCAA (Sweet 16)
2018-19	7-7	
TOTAL (21st year)		355-284

KENNEDY NOTABLES

- 2016 SEC Coach of the Year, USBWA District VII Coach of the Year & NABC District 21 Coach of the Year after leading the Aggies to a school record 28 victories and a trip to the Sweet 16
- His teams have averaged over 20 wins over his last 13 seasons as a head coach, earning five league titles and making eight trips to the post-season (5 NCAA, 2 NIT, 1 CBI)
- Led team to 54 wins, two league titles and two trips to postseason in his final seasons at Murray State
- His 13th-seeded Racers knocked off No. 4-seed Vanderbilt in the 2010 NCAA Tournament, and came within two points of taking down eventual national finalist Butler
- Named NABC District 19 Coach of the Year and a finalist for the Skip Prosser and Hugh Durham awards following the 2009-10 season
- Was an assistant on the 1990-91 Texas A&M team under Kermit Davis, Jr.
- FCA's John Lotz "Barnabas" Award winner at the 2011 NCAA Final Four

SEC ACTION

- The Aggies in their seventh season as a member of the SEC. A&M is 3-4 all-time in SEC openers and 67-54 in league play.
- Five of the nine Aggies that saw the court in the team's league opener against Arkansas made their SEC debuts.
- On Jan. 12, 2019, A&M earned its first win in Tuscaloosa as a member of the SEC. Florida and Arkansas remain as the only places the Aggies have yet to earn road wins at as a member of the SEC.
- Sophomore TJ Starks returns the most experience in SEC play, after he started the last ten games of conference play last season and was eventually named to the All-Freshman team. He was also named to the SEC Preseason Second Team by the league's coaches.

STRONG FINISH AT ALABAMA

- The Aggies came back from an 11-point deficit at halftime to pick up their first SEC road win of the year as sophomore TJ Starks knocked down a three at the buzzer for the one-point victory.
- Junior Josh Nebo had one of his most dominant performances, going 10-for-12 from the field en-route to a 21-point game, adding seven rebounds and four blocks.
- Sophomore Savion Flagg made a pair of free throws with four seconds on the clock to make it a one-point game and keep the Aggies in the game. He finished with 16 points, 14 coming in the second half.

CLEAN PLAY

- The Aggies committed just three turnovers in the win at Alabama, limiting themselves to single digits in the category for the second time this season.
- The last time A&M had five-or-fewer turnovers in a game was against Missouri in 2018 when the team committed just four.

TWO FOR 20

- A&M started conference play seeing two Aggies score 20-plus points in the same game for the second time this season, as sophomores Savion Flagg and TJ Starks led the team in the opener.
- Flagg recorded his second double-double of the season, finishing with 20 points and 15 boards, while Starks matched his career high with 23 points, 17 coming in the second half.
- The first time two Aggies put up 20 points in the same game was when Brandon Mahan and Christian Mekowulu set season highs with 20 points apiece in the win over Valpo.
- Mahan knocked down four of his seven attempts from beyond the arc in the game, while Mekowulu went 8-for-9 from the field.

MEKOWULU ROLLING INTO CONFERENCE PLAY

- Graduate student Christian Mekowulu had a strong finish to non-conference play, averaging 16.0 points and 5.0 rebounds over the last three games before league play.
- Mekowulu led the Aggies in scoring in back-to-back games, putting up a season-high 20 points against Valpo, shooting 88.9-percent from the field. He followed it up with a 17-point performance against Marshall.
- The upperclassman has scored in double figures in five of the last seven games after reaching double digits just once in the team's first five games.
- On the boards, Mekowulu is third in the SEC, averaging 2.8 offensive rebounds per game, helping the Aggies rank second in the league with 12.8 per game.

MITCHELL RAINS FROM THREE

- Junior JUCO transfer Wendell Mitchell led the Aggies against Texas Southern, finishing with 21 points, 18 coming in the second half.
- Mitchell knocked down five threes in the game on eight attempts, shooting 62.5-percent from beyond the arc against the Tigers.

BALANCED ATTACK

- Without its returning leading scorer and experienced senior Admon Gilder to start the season, Texas A&M has been in search of its leader on the offensive end of the floor.
- Through the 11-game non-conference portion of the schedule, A&M saw seven different players lead the team in scoring.
- Sophomore Savion Flagg led all other Aggies as he paced the team on three of those occasions.
- Redshirt freshman John Walker III is the only Aggie in the team's usual eight-man rotation that has yet to lead the team in scoring.

NEBO PROTECTING THE RIM

- Junior transfer Josh Nebo has been a force around the rim for the Aggies all season. He set an A&M career high with seven blocks against South Alabama after entering the game with nine on the year.
- Nebo is currently third in the SEC and 18th in the nation, averaging 2.4 blocks per game, helping the Aggies rank 14th in the nation as they get up for 5.5 bpg.

BIGS SPARK AGGIES AGAINST MARSHALL

- Graduate student Christian Mekowulu and junior Josh Nebo had impressive performances to help lift the Aggies past Marshall.
- Mekowulu came alive in the second half to score 11 of his team-best 17 points. This was the second straight game he led the team in scoring.
- Nebo was a perfect 7-for-7 from the field and 2-for-2 from the line on the night, his third perfect shooting game of the season. He gave A&M a spark in the first half, with 10 points and six boards, finishing with 16 and eight.
- Redshirt freshman John Walker III added nine points and a season-best eight rebounds off the bench in the victory.

REED ARENA SUCCESS

- The Aggies are in their 21st season at Reed Arena. They boast a 254-88 (.743) all-time record in their current home venue. They were 41-41 in the first six years at Reed and are 212-46 (.823) since.

AGGIES ADD FOUR IN 2019 SIGNING CLASS

- Texas A&M has added four newcomers as **Kobe Brown**, **Chris Harris, Jr.**, **Tyreek Smith** and **Sahvir Wheeler** signed National Letters of Intent and will join the Aggies next season.
- Brown is a Huntsville, Ala., native in his senior year at Lee High School. Coached by his father, Greg Brown, the 6-7, 200-pound forward is the No. 79 overall player on ESPN's Top 100 list and the No. 3 prospect in the state of Alabama.
- Harris is in his fourth year at top-25 South Garland High School. The Garland, Texas native is a four-star recruit and ranked No. 90 overall by Rivals. Harris, a 6-3, 189-pound guard, averaged 19.1 points per game as a junior.
- Smith, a 6-9, 205-pound forward, helped his Trinity Christian School team to a state title game appearance as a junior, averaging 20.8 points and 12.9 rebounds. The Baton Rouge, La., native is a four-star recruit according to Rivals and 247sports, slated as the No. 91 overall prospect.
- Wheeler has been tabbed as the No. 75 player on ESPN's Top 100 and the No. 8 prospect in the state of Texas. The 5-9, 175-pound guard helped his Houston Christian High School team win the SPC state championship as a junior and was named to the NBPA Top 100 Camp All-Star team.

- In the last five seasons, Texas A&M is 76-18 (.809) on its home floor.
- The Aggies have won 169 of their last 198 home games against unranked opponents.
- Texas A&M went 7-0 in non-conference games at Reed Arena last season, and is 157-16 all-time (.907) since hosting its first basketball game in 1998.

TEXAS A&M AT REED ARENA UNDER BILLY KENNEDY

Season	Home Record	Winning %
2011-12	11-7	.611
2012-13	12-6	.667
2013-14	17-3	.850
2014-15	14-4	.778
2015-16	17-1	.944
2016-17	11-5	.688
2017-18	12-3	.800
2018-19	5-3	.625
Totals	99-32	.758

AGGIES MATCH BLOCKS RECORD

- The Aggies got up for 12 blocks in the win over Northwestern State on Dec. 3, matching the program's single-game record which was set against Mississippi State on Nov. 11, 2013.
- Savion Flagg and Josh Nebo led the defensive attack with three swats each.

AGGIES WEAR PRESIDENT BUSH 41 TRIBUTE PATCH

- Texas A&M's varsity athletic teams will wear a uniform/helmet patch for the remainder of the 2018-19 academic year to honor the memory of President George H.W. Bush, a great friend to Texas A&M's Department of Athletics.
- President Bush was buried on Texas A&M's campus on Dec. 6, 2018.

MILESTONE WIN

- The Aggies notched a pair of milestones when they topped South Alabama 74-62 on Nov. 23, 2018.
- The victory was the 350th of Billy Kennedy's head coaching career, as well as the program's 250th win in Reed Arena.

LIMITED EXPERIENCE RETURNS

- Prior to the season, seniors Admon Gilder and Chris Collins, originally a walk-on, were the only two returning scholarship student-athletes on the roster that had played more than one season at A&M.
- With the loss of Gilder to start the season, no Aggie in the starting lineup entered the year with more than 15 career starts (TJ Starks), and sophomores Savion Flagg and Jay Jay Chandler were the only two members of the team to ever start the same game.
- Gilder was the most experienced returner for the Aggies entering the year, having already scored over 1,000 career points, he was second on the team in scoring and assists last season, leading the way in steals and rounding out the top five in rebounding.
- Texas A&M entered the year as one of just two Power 5 schools to return two-or-fewer scholarship student-athletes with more than one year of experience at that institution (Oregon, 1), though Gilder is out indefinitely due to health issues and Collins has appeared in just six games.
- Entering the year, three of the Aggies' five scholarship upperclassmen had never played a game for Texas A&M, while the team's seven upperclassmen combined to play in 167 career games. Gilder logged 98 of those appearances.

CHANDLER NOTCHES TOP PERFORMANCE AGAINST WASHINGTON

- Sophomore Jay Jay Chandler had a career night against Washington as he led the Aggies in scoring with 21 points and rebounding with eight.
- Chandler, who leads A&M in steals with 15 on the year, was aggressive on the defensive end the entire night, disrupting the Huskies' rhythm from start to finish.

FLAGG HAS CAREER NIGHT IN OPENER

- Sophomore Savion Flagg put on a show in the season-opening win over Savannah State, setting then-career highs in five different categories.
- Flagg led A&M with 24 points and 16 rebounds to record the second double-double of his career. Ten of his team-best points total came off of dunks.



SERIES HISTORY: AUBURN

Texas A&M Leads 10-4
A&M streak: Won 3

- Saturday will be the 15th meeting between the Aggies and Tigers on the hardwood as well as the 10th as members of the SEC.
- The Aggies are 3-2 all-time against Auburn in College Station and 3-1 in Reed Arena.
- Last season during their lone meeting, Texas A&M upset the No. 8 Tigers, 81-80, on a late free throw at Auburn Arena ... TJ Starks led the way with a career-high 23 points in the win.
- The first meeting between the schools came on Dec. 22, 1961, in Houston ... the Aggies prevailed with a 62-50 win.
- Prior to the Aggies joining the SEC, the schools most recently played a home-and-home series in back-to-back seasons with A&M winning 72-67 in College Station on Dec. 22, 2005, before earning an 87-58 victory in Auburn on Dec. 22, 2006.

SERIES RECORD

In College Station:	A&M leads 3-2
At Reed Arena:	A&M leads 3-1
In Auburn:	A&M leads 5-1
At Auburn Arena:	A&M leads 4-0
At Neutral Sites:	Auburn leads 1-0
Since A&M joined the SEC (*12-13):	A&M leads 8-2
Largest A&M Win:	19 (81-62, 2/18/17)
Billy Kennedy vs Auburn:	7-3
Bruce Pearl vs Texas A&M:	1-5

MOST RECENT 10 MEETINGS (ALABAMA LEADS 6-4)

DATE	AM/OP	RK	SITE	SCORE
1961	D22		Houston	W 62-50
1990	D17		Auburn	L 71-95
1991	D4		College Station	L 83-86
2005	D22		College Station	W 72-67
2006	D22	13/-	Auburn	W 87-58
2013	F20		Auburn	W 65-56
2013	M13		Nashville	W 71-62
2014	M 8		College Station	L 64-69
2015	J27		Auburn	W 71-61
2015	F28		College Station	W 80-55
2015	M12		Nashville	L 59-66
2016	M1	20/-	Auburn	W 81-63
2017	F18		College Station	W 81-62
2018	F7	-/8	Auburn	W 81-80

TALE OF THE TAPE

A&M	AUBURN
75.4	points/game.....84.5
72.8	opp. points/game 66.5
+2.6	scoring margin +17.9
.449	field goal %..... .456
.408	opp. field goal %416
.2863-point %357
.698	free throw %..... .672
40.4	rebounds 39.0
+3.4	rebound margin..... +4.6
13.3	assists..... 16.5
13.8	turnovers 13.5
6.4	steals10.0
5.5	blocks 6.1

A&M QUICK FACTS

Location.....College Station, Texas 77842
Founded..... 1872 (opened 1876)
Enrollment..... 69,367 (Fall 2018)
Nickname..... Aggies
Colors..... Maroon (Pantone 505) and White
Conference..... Southeastern
National Affiliation..... NCAA Division I
Home Court..... Reed Arena (12,989)
Home Court Record.....254-88 (21st season)
All-Time Record..... 1,417-1,263 (107th season)
President..... Michael K. Young (BYU '73)
Director of Athletics..... Scott Woodward (LSU '85)
Compliance Officer..... Jonathan Bowling
Faculty Representative..... Dr. Paul Batista
Head Coach..... Billy Kennedy (SE Louisiana '86)
Record at A&M.....144-105 (8th season)
Overall Record.....355-284 (21st season)
Assistant Coaches
 Isaac Chew (Avila University '99)
 Ulric Maligi (Howard '06)
 Jeff Reynolds (UNC Greensboro '78)
Strength Coach..... Darby Rich (Alabama '92)
Dir./Student-Athlete Dev...... Barry Davis (A&M '76)
Ast. AD/Basketball..... Peter Warden (Texas A&M '05)
Video Coordinator Marshall Moorhouse (Texas A&M '15)
Athletic Trainer..... Matt Doles (New Mexico '99)
Academic Advisor...Beth Perez (SUNY New Paltz '13)
2017-18 Record.....22-13, 9-9 SEC (T-7th)
Lettermen Returning/Lost..... 9/5
Starters Returning/Lost..... 2/3
2018 Postseason..... NCAA Sweet 16

POSTSEASON HISTORY

NCAA Appearances..... 14
 (1951, 64, 69, 75, 80, 87, 2006, 07, 08, 09, 10,
 11, 16, 18)
All-Time NCAA Tourney Record..... 12-14
 Sweet 16 Appearances1951*, 69†, 80, 07, 16, 18
 * 16-team field † 25-team field
NIT Appearances..... 7 (1979, 82, 85, 86, 94, 05, 15)
All-Time NIT Record..... 7-7
CBI Appearances..... 1 (2014)
All-Time CBI Record..... 1-1

MEDIA POLICIES

MID-WEEK INTERVIEWS: Players generally are available for short interviews before practice. All player interviews must be arranged with 24 hours advance notice through the SID Office (979-862-5451). Coach Kennedy is available on a weekly basis. Contact SID office for schedule.

POSTGAME INTERVIEWS: For home games, players will be brought to the interview room. Coach Kennedy will enter the room after the player interviews are completed. Additional players may be available outside the locker room. For road games, A&M will use whatever space is available. THE LOCKER ROOM IS CLOSED AT ALL TIMES.

CREDENTIALS: Please request credentials for A&M home games at least one week prior to the game via www.sportssystem.com/seccredentials. If time permits, credentials will be mailed. Otherwise, credentials will be delivered to local hotels or will be available at the SID Office or the loading dock entrance of Reed Arena.

PREGAME MEALS: Pregame meals as well as water and coffee are available in the media hospitality room near the loading dock and are available throughout all games.

NEWCOMERS SHINE IN DEBUTS

- Five newcomers saw the floor for the Aggies in the season opener, including Brandon Mahan, Christian Mekowulu, Josh Nebo, Zach Walker and John Walker III.
- Mekowulu earned the start in his first game in the Maroon & White, nearing a double-double with nine points and 14 rebounds.
- Walker III and Nebo gave the Aggies a lift off the bench as they each scored 10 points and combined for five blocks.

DOMINANT DEFENDERS

- The Aggies have added a pair of conference Defensive Player of the Year honorees in Division I transfers Christian Mekowulu and Josh Nebo.
- Mekowulu is a graduate transfer from Tennessee State, earning his degree in social sciences in the spring of 2018. He averaged 12.7 points and 7.9 rebounds, tallying 46 blocks in his senior season in the Ohio Valley Conference. He was a three-year starter for the Tigers.
- Nebo set a new all-time career blocks record at St. Francis (Pa.), swatting 144 shots in two seasons in the Northeast Conference. He set a single-season record with 89 blocks in his sophomore season, as he averaged 12.0 points and 8.2 rebounds. The Houston, Texas, native was forced to sit out last season due to NCAA transfer rules.

PRODUCTION LOST

- After a historic season in 2017-18 that concluded in the program's sixth Sweet 16 run, matching the deepest the Aggies have made it in the NCAA Tournament, the team as seen a lot of change in 2018-19.
- The Aggies lost at least 60-percent of the team's production in every stat category from 2017-18 to graduation and the NBA Draft, including three of the team's top four scorers and four of the team's top five rebounders.
- Texas A&M led the SEC in rebounding (41.4) and blocks (6.0) last season.

THE LAST TIME

TEXAS A&M...

Scored 100 Points..... 113 vs Savannah State, 12/13/17
 Shot 60 Percent From the Field61.1% vs Penn State, 11/21/17
 Shot 50 Percent From 3-Point Range (more than 10 attempts).... 53.3% at Vanderbilt, 2/7/18
 Did Not Make a 3-Pointer..... 0-for-13 vs Hartford, 1/3/15
 Had 40 Free Throw Attempts.....44 vs Mississippi State, 1/13/15
 Made 30 Free Throws..... 34 at A&M-Corpus Christi, 11/15/10
 Had 50 Rebounds..... 54 vs Marshall, 12/22/18
 Had 30 Assists..... 32 vs Savannah State, 12/13/17
 Had 15 Steals.....16 at A&M-Corpus Christi, 11/15/10
 Had 10 Blocked Shots12 vs Northwestern State 12/3/18
 Had Four Players Score in Double Figures 4 at Alabama, 1/12/19
 Had Five Players Score in Double Figures 5 vs Marshall, 12/22/18
 Had Two Players Score 20 Points TJ Starks (23) & Savion Flagg (20)
 vs Arkansas, 1/5/19
 Had 30 Fouls..... 33 vs Missouri, 3/13/14
 Had 30 Turnovers..... 30 vs Texas, 2/3/99
 Won on a Buzzer Beater 81-80 on a running three by TJ Starks at Alabama, 1/12/19

A TEXAS A&M PLAYER...

Had a Double-DoubleSavion Flagg (20 pt/15 reb) vs Arkansas, 1/5/19
 Had a Triple-Double.....Bernard King (20 pt/10 reb/10 ast) vs Texas Tech, 1/9/02
 Scored 40 Points.....40, Elston Turner at Kentucky, 1/12/13
 Scored 30 Points.....32, Danuel House vs Kentucky, 3/13/16
 Scored 20 Points with 20 Rebounds..... 27 pts & 21 reb, Rynn Wright vs UNLV, 12/15/78
 Made 5 Three-Pointers..... 5, Wendell Mitchell vs Texas Southern, 12/29/18
 Had 20 Rebounds.....21, Vernon Smith and Rynn Wright vs UNLV, 12/15/78
 Had 15 Rebounds.....15, Savion Flagg, vs Arkansas, 1/5/19
 Had 10 Assists 11, Duane Wilson vs Buffalo, 12/21/17
 Had 5 Steals 5, Admon Gilder at Florida, 2/11/17
 Had 5 Blocks.....7, Josh Nebo vs South Alabama, 11/23/18
 Made 10 Field Goals10, Josh Nebo at Alabama, 1/12/19
 Had 20 Field Goal Attempts23, Danuel House at Kentucky, 3/13/16
 Made 10 Free Throws.....11, Tyler Davis vs Arkansas, 2/17/18
 Had 15 Free Throw Attempts..... 17, Tyler Davis vs Arkansas, 2/17/18

AN OPPOSING TEAM...

Scored 100 Points.....100 (100-58) by Kentucky, 1/3/17
 Shot 60 Percent From the Field 61.9% by Michigan, 3/22/18
 Shot Under 30 Percent From the Field..... 27.5% by South Carolina, 2/3/18
 Had 40 Free Throw Attempts..... 53 by Missouri, 3/13/14
 Made 30 Free Throws 40 by Missouri, 3/13/14
 Had 50 Rebounds..... 57 by Florida, 2/1/14
 Had 30 Assists.....30 by Arkansas, 2/23/91
 Had 15 Steals.....19 by LSU, 1/23/13
 Had 10 Blocked Shots10 by Gonzaga, 11/15/18
 Had 30 Fouls..... 31 by Texas, 11/25/15
 Had 30 Turnovers..... 30 by Grambling State, 12/28/06

AN OPPOSING PLAYER...

Had a Triple-Double..... Royce White of Iowa State (10 pts./18 reb./10 ast.), 1/7/12
 Scored 40 Points.....43, Mike Singletary of Texas Tech, 3/11/09
 Scored 30 Points..... 31, Tony Carr of Penn State, 11/21/17
 Made 5 Three-Pointers.....6, John Petty, Jr., of Alabama, 1/12/19
 Had 20 Rebounds.....20, Eric Chenoweth of Kansas, 1/14/98
 Had 15 Rebounds.....16, Donta Hall of Alabama, 1/12/19
 Had 10 Assists 11, Theo Pinson of North Carolina, 3/18/16
 Had 5 Steals 5, Ashton Hagans of Kentucky, 1/8/19
 Had 5 Blocks..... 5, Trayvon Reed of Texas Southern, 12/29/18

OVERTIME GAMES

Overall Overtime Record..... 35-49 (0-0 This Season)
 Home Overtime Record13-18
 Reed Arena Overtime Record.....5-8
 Road Overtime Record.....21-30
 Double Overtime Record7-12
 Triple Overtime Record.....0-2
 Quadruple Overtime Record..... 0-1
 Five-Overtime Record..... 0-1
 Postseason Overtime Record1-3
 Last OT Played (1 OT)vs UNI @NCAA 2nd Rd [Oklahoma City] (W, 92-88, 5/20/16)
 Last Double OT (2 OT)vs UNI @NCAA 2nd Rd [Oklahoma City] (W, 92-88, 5/20/16)
 Last Triple OT (4 OT)..... vs Tennessee (L, 85-93, 2/23/13)

PLAYER	1+1	3-PT. (OR 4-PT.)	CRUNCH (5 gms)
Alo	0-0	0-0	0-0
Brown	0-0	0-0	0-0
Byers	0-0	0-0	0-0
Chandler	1-2	2-3	1-1
Collins	1-1	0-0	0-0
Flagg	2-3	1-3	3-4
French	0-0	0-0	0-0
Gilder	0-0	0-0	0-0
Mahan	1-2	0-1	0-0
McGhee	0-0	0-0	0-0
Mekowulu	2-3	1-1	2-2
Mitchell	1-2	2-3	2-4
Nebo	2-4	1-2	0-0
Starks	4-5	2-4	3-4
Vaughn	0-0	0-0	0-0
Z. Walker	0-0	0-0	0-0
J. Walker III	2-2	3-4	0-0

A&M 16-24 (.667) 12-21 (.571) 6-15 (.400)

KEY: 1+1, first free throw of one-and-one; 3-PT., free throw to complete 3-point (or 4-point) play; Crunch, free throws in final two minutes of games within 10 points and in overtime.

TEXAS A&M MISCELLANEOUS STATISTICS (SEASON / CAREER)

Player	10+ Points	20+ Points	30+ Points	10+ Reb.	15+ Reb.	10+ Assists	Dunks	3-Pt. Plays	Double-Doubles	Individual Game Leaders		
										Points	Rebounds	Assists
Chandler	5 / 10	1 / 1	- / -	- / -	- / -	- / -	5 / 8	2 / 5	- / -	2 / 2	1 / 1	3 / 5
Collins	- / 2	- / -	- / -	- / -	- / -	- / -	- / -	- / -	- / -	- / -	- / -	2 / 4
Flagg	8 / 10	3 / 4	- / -	3 / 4	2 / 2	- / -	14 / 23	1 / 2	2 / 3	3 / 3	7 / 9	4 / 5
Gilder	- / 58	- / 7	- / -	- / 1	- / -	- / -	- / 18	- / 14	- / -	- / 19	- / 4	- / 29
Mahan	4 / 4	1 / 1	- / -	- / -	- / -	- / -	2 / 2	- / -	- / -	2 / 2	- / -	- / -
Mekowulu	6 / 6	1 / 1	- / -	2 / 2	- / -	- / -	7 / 7	1 / 1	- / -	2 / 2	2 / 2	- / -
Mitchell	5 / 5	1 / 1	- / -	- / -	- / -	- / -	1 / 1	2 / 2	- / -	2 / 2	1 / 1	3 / 3
Nebo	4 / 4	1 / 1	- / -	1 / 1	- / -	- / -	17 / 17	1 / 1	1 / 1	2 / 2	3 / 3	- / -
Starks	12 / 28	1 / 3	- / -	- / -	- / -	- / -	- / 1	2 / 4	- / -	4 / 10	- / 1	7 / 19
Walker III	4 / 4	- / -	- / -	- / -	- / -	- / -	- / -	3 / 3	- / -	- / -	- / -	- / -

RESULTS AND LEADERS

RECORD	OVERALL	HOME	AWAY	NEUTRAL
ALL GAMES.....	7-7	5-3	1-2	1-2
CONFERENCE.....	1-2	0-1	1-1	0-0
NON-CONFERENCE.....	6-5	5-2	0-1	1-2

DATE	OPPONENT	RESULT	SCORE	ATT.	HIGH POINTS	HIGH REBOUNDS	HIGH ASSISTS
Nov. 7	SAVANNAH STATE	W	98-83	6,757	Flagg (24)	Flagg (16)	Collins (6)
Nov. 9	UC IRVINE	L	73-74	7,689	Nebo (15)	Nebo (10)	Chandler, Collins (3)
Nov. 15	at #3 Gonzaga	L	71-94	6,000	Flagg (18)	Mekowulu (10)	Starks (4)
Nov. 18 ^	vs. Minnesota	L	64-69	3,107	Mahan (17)	Flagg (9)	Starks (5)
Nov. 20 ^	vs. Washington	L	67-71	3,070	Chandler (21)	Chandler (8)	Starks (5)
Nov. 23	SOUTH ALABAMA	W	74-62	8,569	Flagg (25)	Mekowulu (8)	Chandler (5)
Dec. 3	NORTHWESTERN STATE	W	80-59	4,805	Mitchell (18)	Nebo (9)	Flagg (6)
Dec. 15 †	vs. Oregon State	W	67-64	5,802	Starks (18)	Flagg (8)	Starks (8)
Dec. 19	VALPO	W	71-49	6,684	Mahan/Mekowulu (20)	Mitchell (9)	Mitchell (5)
Dec. 22	MARSHALL	W	92-68	7,894	Mekowulu/Starks (17)	Flagg (12)	Flagg/Mitchell/Starks (4)
Dec. 29	TEXAS SOUTHERN	L	73-88	7,925	Mitchell (21)	Flagg (9)	Flagg (6)
Jan. 5 *	ARKANSAS	L	71-73	10,049	Starks (23)	Flagg (11)	Starks (5)
Jan. 8 *	at #18 Kentucky	L	74-85	22,048	Chandler/Starks (18)	Flagg (9)	Mitchell (5)
Jan. 12 *	at Alabama	W	81-80	12,288	Nebo (21)	Flagg/Nebo (7)	Chandler/Flagg/Starks (2)
Jan. 16 *	AUBURN						
Jan. 19 *	MISSOURI						
Jan. 22 *	at Florida						
Jan. 26 !	KANSAS STATE						
Jan. 30 *	LSU						
Feb. 2 *	TENNESSEE						
Feb. 6 *	at Ole Miss						
Feb. 9 *	at Missouri						
Feb. 12 *	GEORGIA						
Feb. 16 *	at South Carolina						
Feb. 19 *	ALABAMA						
Feb. 23 *	at Arkansas						
Feb. 26 *	at LSU						
Mar. 2 *	VANDERBILT						
Mar. 5 *	SOUTH CAROLINA						
Mar. 9 *	at Mississippi						

^ - Vancouver Showcase (Vancouver, B.C.); † - Dam City Classic (Portland, Ore.); * - SEC Conference Game; ! - Big 12-SEC Challenge

MARGIN	1	2	3	4	5	6	7	8	9	10	11	12	13	14	15	16	17	18	19	20	21	22	23	24	25	25+	30+	35+
Victory	1	—	1	—	—	—	—	—	—	—	—	1	—	—	1	—	—	—	—	—	1	1	—	1	—	—	—	—
Defeat	1	1	—	1	1	—	—	—	—	—	1	—	—	—	1	—	—	—	—	—	—	—	1	—	—	—	—	—

Largest Home Win:
24 (A&M 92, Marshall 68)

Largest Home Loss:
15 (Texas Southern 88, A&M 73)

Largest Road/Neutral Win:
3 (A&M 67, Oregon State 64)

Largest Road/Neutral Loss:
23 (Gonzaga 94, A&M 71)

SEASON STATISTICS - ALL GAMES

Texas A&M Combined Team Statistics (as of Jan 12, 2019) All games

RECORD:	OVERALL	HOME	AWAY	NEUTRAL
ALL GAMES	7-7	5-3	1-2	1-2
CONFERENCE	1-2	0-1	1-1	0-0
NON-CONFERENCE	6-5	5-2	0-1	1-2

#	Player	gp-gs	min	avg	Total		3-Point		F-Throw		Rebounds				pf	dq	a	to	blk	stl	pts	avg		
					fg-fga	fg%	3fg-fga	3fg%	ft-fa	ft%	off	def	tot	avg										
02	Starks,TJ	14-12	420	30.0	74-200	.370	20-78	.256	33-48	.688	7	32	39	2.8	43	0	51	56	0	15	201	14.4		
01	Flagg,Savion	14-14	465	33.2	74-148	.500	13-46	.283	20-33	.606	28	87	115	8.2	21	1	38	32	7	14	181	12.9		
11	Mitchell,Wendell	11-6	298	27.1	33-96	.344	17-51	.333	22-27	.815	10	33	43	3.9	29	0	27	16	1	12	105	9.5		
21	Mekowulu,Christian	14-14	288	20.6	43-81	.531	3-7	.429	44-59	.746	38	41	79	5.6	38	1	6	9	17	6	133	9.5		
00	Chandler,Jay Jay	14-12	363	25.9	42-106	.396	5-30	.167	27-42	.643	14	45	59	4.2	41	1	23	28	4	17	116	8.3		
32	Nebo,Josh	14-0	239	17.1	46-62	.742	0-0	.000	20-29	.690	29	49	78	5.6	24	0	4	15	34	3	112	8.0		
13	Mahan,Brandon	14-10	347	24.8	33-83	.398	21-58	.362	12-19	.632	11	41	52	3.7	27	0	17	9	4	10	99	7.1		
24	Walker, John	14-0	216	15.4	24-45	.533	4-11	.364	25-32	.781	18	28	46	3.3	19	0	8	20	6	8	77	5.5		
15	Jasey,Isiah	5-0	45	9.0	8-9	.889	0-0	.000	3-8	.375	6	6	12	2.4	8	0	1	1	4	4	19	3.8		
12	Collins,Chris	8-2	99	12.4	2-13	.154	1-11	.091	4-4	1.000	0	7	7	0.9	10	0	10	1	0	1	9	1.1		
04	French,Mark	5-0	10	2.0	2-4	.500	0-1	.000	0-0	.000	0	0	0	0.0	0	0	1	0	0	0	4	0.8		
33	Alo,Cameron	1-0	1	1.0	0-0	.000	0-0	.000	0-0	.000	0	0	0	0.0	0	0	0	1	0	0	0	0.0		
20	Brown,John	2-0	3	1.5	0-0	.000	0-0	.000	0-0	.000	0	0	0	0.0	0	0	0	0	0	0	0	0.0		
22	Byers,Frank	1-0	1	1.0	0-0	.000	0-0	.000	0-0	.000	0	0	0	0.0	0	0	0	0	0	0	0	0.0		
05	Walker,Zachary	3-0	5	1.7	0-1	.000	0-1	.000	0-0	.000	0	0	0	0.0	0	0	0	0	0	0	0	0.0		
Team											18	17	35											
Total.....		14	2800		381-848	.449	84-294	.286	210-301	.698	179	386	565	40.4	260	3	186	193	77	90	1056	75.4		
Opponents.....		14	2800		356-872	.408	119-365	.326	188-286	.657	184	334	518	37.0	271	-	205	190	69	86	1019	72.8		

TEAM STATISTICS	TAMU	OPP	Date	Opponent	Score	Att.
SCORING	1056	1019	11/07/18	SAVANNAH STATE	w 98-83	6757
Points per game	75.4	72.8	11/09/18	UC IRVINE	L 73-74	7689
Scoring margin	+2.6	-	11/15/18	at Gonzaga	L 71-94	6000
FIELD GOALS-ATT	381-848	356-872	11/18/18	vs Minnesota	L 64-69	3107
Field goal pct	.449	.408	11/20/18	vs Washington	L 67-71	3070
3 POINT FG-ATT	84-294	119-365	11/23/18	SOUTH ALABAMA	w 74-62	8569
3-point FG pct	.286	.326	12/03/18	NORTHWESTERN STATE	w 80-59	4805
3-pt FG made per game	6.0	8.5	12/15/18	vs Oregon St.	w 67-64	5802
FREE THROWS-ATT	210-301	188-286	12/19/18	VALPO	w 71-49	6684
Free throw pct	.698	.657	12/22/18	MARSHALL	w 92-68	7894
F-Throws made per game	15.0	13.4	12/29/18	TEXAS SOUTHERN	L 73-88	7925
REBOUNDS	565	518	* 01/05/19	ARKANSAS	L 71-73	10049
Rebounds per game	40.4	37.0	* 01/8/19	at Kentucky	L 74-85	22048
Rebounding margin	+3.4	-	* 1/12/19	at Alabama	w 81-80	12288
ASSISTS	186	205	* - Conference game			
Assists per game	13.3	14.6				
TURNOVERS	193	190				
Turnovers per game	13.8	13.6				
Turnover margin	-0.2	-				
Assist/turnover ratio	1.0	1.1				
STEALS	90	86				
Steals per game	6.4	6.1				
BLOCKS	77	69				
Blocks per game	5.5	4.9				
ATTENDANCE	60372	52315				
Home games-Avg/Game	8-7546	3-13445				
Neutral site-Avg/Game	-	3-3993				

Score by Periods	1st	2nd	Totals
Texas A&M	511	545	1056
Opponents	480	539	1019

SEASON STATISTICS - SEC ONLY

Texas A&M Combined Team Statistics (as of Jan 12, 2019) Conference games only

RECORD:	OVERALL	HOME	AWAY	NEUTRAL
ALL GAMES	1-2	0-1	1-1	0-0
CONFERENCE	1-2	0-1	1-1	0-0
NON-CONFERENCE	0-0	0-0	0-0	0-0

#	Player	gp-gs	min	avg	Total		3-Point		F-Throw		Rebounds				pf	dq	a	to	blk	stl	pts	avg
					fg-fga	fg%	3fg-fga	3fg%	ft-fa	ft%	off	def	tot	avg								
02	Starks,TJ	3-3	105	35.0	19-50	.380	5-18	.278	10-15	.667	1	5	6	2.0	11	0	7	10	0	3	53	17.7
01	Flagg,Savion	3-3	110	36.7	17-29	.586	4-8	.500	11-19	.579	8	23	31	10.3	5	1	7	5	3	1	49	16.3
11	Mitchell,Wendell	3-3	94	31.3	11-34	.324	4-17	.235	9-11	.818	2	12	14	4.7	11	0	8	5	0	2	35	11.7
00	Chandler,Jay Jay	3-2	72	24.0	11-23	.478	0-4	.000	6-6	1.000	2	4	6	2.0	8	0	4	2	0	2	28	9.3
32	Nebo,Josh	3-0	61	20.3	12-17	.706	0-0	.000	3-3	1.000	5	10	15	5.0	5	0	0	2	7	2	27	9.0
24	Walker, John	3-0	43	14.3	3-8	.375	0-2	.000	7-10	.700	4	6	10	3.3	4	0	2	4	0	1	13	4.3
21	Mekowulu,Christian	3-3	57	19.0	4-9	.444	0-1	.000	4-4	1.000	3	11	14	4.7	10	0	0	0	5	1	12	4.0
13	Mahan,Brandon	3-1	53	17.7	3-11	.273	3-10	.300	0-0	.000	0	6	6	2.0	7	0	2	1	0	0	9	3.0
12	Collins,Chris	2-0	5	2.5	0-0	.000	0-0	.000	0-0	.000	0	0	0	0.0	1	0	0	0	0	0	0	0.0
Team											4	3	7				1					
Total.....		3	600		80-181	.442	16-60	.267	50-68	.735	29	80	109	36.3	62	1	30	30	15	12	226	75.3
Opponents.....		3	600		81-188	.431	26-78	.333	50-74	.676	37	83	120	40.0	60	-	45	28	15	15	238	79.3

TEAM STATISTICS	TAMU	OPP	Date	Opponent	Score	Att.
SCORING	226	238	* 01/05/19	ARKANSAS	L 71-73	10049
Points per game	75.3	79.3	* 01/8/19	at Kentucky	L 74-85	22048
Scoring margin	-4.0	-	* 1/12/19	at Alabama	W 81-80	12288
FIELD GOALS-ATT	80-181	81-188	* - Conference game			
Field goal pct	.442	.431				
3 POINT FG-ATT	16-60	26-78				
3-point FG pct	.267	.333				
3-pt FG made per game	5.3	8.7				
FREE THROWS-ATT	50-68	50-74				
Free throw pct	.735	.676				
F-Throws made per game	16.7	16.7				
REBOUNDS	109	120				
Rebounds per game	36.3	40.0				
Rebounding margin	-3.7	-				
ASSISTS	30	45				
Assists per game	10.0	15.0				
TURNOVERS	30	28				
Turnovers per game	10.0	9.3				
Turnover margin	-0.7	-				
Assist/turnover ratio	1.0	1.6				
STEALS	12	15				
Steals per game	4.0	5.0				
BLOCKS	15	15				
Blocks per game	5.0	5.0				
ATTENDANCE	10049	34336				
Home games-Avg/Game	1-10049	2-17168				
Neutral site-Avg/Game	-	0-0				

Score by Periods	1st	2nd	Totals
Texas A&M	97	129	226
Opponents	121	117	238

TEXAS A&M

TEAM GAME HIGHS

Points	98	vs Savannah State (11/7/18)
Field Goals Made	37	vs Savannah State (11/7/18)
Field Goal Attempts	81	vs Savannah State (11/7/18)
Field Goal Percentage	.542 (26-48)	vs South Alabama (11/23/18)
3 Pt Field Goals Made	9	vs Valpo (12/19/18)
3 Pt Fg Attempts	38	vs Savannah State (11/7/18)
3 Pt Fg Percentage	.471 (8-17)	at Kentucky (1/8/19)
Free Throws Made	23	vs Northwestern State (12/3/18)
Free Throw Attempts	31	vs Northwestern State (12/3/18)
Free Throw Percentage	.923 (12-13)	at Kentucky (1/8/19)
Rebounds	68	vs Savannah State (11/7/18)
Assists	21	vs Savannah State (11/7/18)
Steals	11	vs Minnesota (11/18/18)
Blocked Shots	12	vs Northwestern State (12/3/18)
Turnovers	24	vs Savannah State (11/7/18)
Fouls	26	vs Washington (11/20/18)

TEAM GAME LOWS

Points	64	vs Minnesota (11/18/18)
Field Goals Made	23	vs Washington (11/20/18)
Field Goal Attempts	23	vs Oregon State (12/15/18)
Field Goal Percentage	.48	vs South Alabama (11/23/18)
Field Goal Percentage	.364 (24-66)	vs UC Irvine (11/9/18)
3 Pt Field Goals Made	3	vs Minnesota (11/18/18)
3 Pt Fg Attempts	3	at Alabama (1/12/19)
3 Pt Fg Percentage	.12	vs South Alabama (11/23/18)
3 Pt Fg Percentage	.158 (3-19)	at Alabama (1/12/19)
Free Throws Made	4	vs Texas Southern (12/29/18)
Free Throw Attempts	12	vs Texas Southern (12/29/18)
Free Throw Percentage	.333 (4-12)	vs Texas Southern (12/29/18)
Rebounds	29	at Kentucky (1/8/19)
Assists	8	at Kentucky (1/8/19)
Assists	8	at Alabama (1/12/19)
Steals	2	vs Arkansas (1/5/19)
Steals	2	at Alabama (1/12/19)
Blocked Shots	3	vs Washington (11/20/18)
Blocked Shots	3	vs Texas Southern (12/29/18)
Blocked Shots	3	at Kentucky (1/8/19)
Turnovers	3	at Alabama (1/12/19)
Fouls	11	vs South Alabama (11/23/18)

PLAYER GAME HIGHS

Points	25	Savion Flagg vs South Alabama (11/23/18)
Field Goals Made	12	Savion Flagg vs South Alabama (11/23/18)
Field Goal Att.	19	TJ Starks vs Savannah State (11/7/18)
Fg Pct (MIN 5 MADE)	1.000 (7-7)	Josh Nebo vs Marshall (12/22/18)
3-Point Fg Made	5	Wendell Mitchell vs Texas Southern (12/29/18)
3-Point Fg Att.	10	Brandon Mahan, TJ Starks vs Savannah State (11/7/18)
3-Pt Fg Pct (MIN 3 MADE)	.750 (3-4)	Savion Flagg at Kentucky (1/8/19)
Free Throws Made	8	Jay Jay Chandler vs Washington (11/20/18)
Free Throws Made	8	Savion Flagg at Alabama (1/12/19)
Free Throw Att.	13	Jay Jay Chandler vs Washington (11/20/18)
Ft Pct (MIN 7 MADE)	1.000 (7-7)	Christian Mekowulu vs UC Irvine (11/9/18)
Rebounds	16	Savion Flagg vs Savannah State (11/7/18)
Assists	8	TJ Starks vs Oregon State (12/15/18)
Steals	3	Jay Jay Chandler, TJ Starks vs SSU(11/7/18)
Steals	3	Savion Flagg vs UC Irvine (11/9/18)
Steals	3	Isiah Jasey at Gonzaga (11/15/18)
Steals	3	Brandon Mahan vs Minnesota (11/18/18)
Steals	3	Jay Jay Chandler vs Northwestern St. (12/3/18)
Steals	3	Wendell Mitchell vs Valpo (12/19/18)
Steals	3	Wendell Mitchell vs Texas Southern (12/29/18)
Blocked Shots	7	Josh Nebo vs South Alabama (11/23/18)

OPPONENTS

TEAM GAME HIGHS

Points	94	Gonzaga (11/15/18)
Field Goals Made	36	Texas Southern (12/29/18)
Field Goal Attempts	82	Savannah State (11/7/18)
Field Goal Percentage	.571 (36-63)	Texas Southern (12/29/18)
3 Pt Field Goals Made	17	Savannah State (11/7/18)
3 Pt Fg Attempts	54	Savannah State (11/7/18)
3 Pt Fg Percentage	.462 (12-26)	Texas Southern (12/29/18)
Free Throws Made	25	Washington (11/20/18)
Free Throw Attempts	36	Washington (11/20/18)
Free Throw Percentage	1.000 (10-10)	Northwestern State (12/3/18)
Rebounds	47	Arkansas (1/5/19)
Assists	26	Texas Southern (12/29/18)
Steals	14	Savannah State (11/7/18)
Blocked Shots	10	Gonzaga (11/15/18)
Turnovers	20	Savannah State (11/7/18)
Turnovers	20	Minnesota (11/18/18)
Fouls	25	Alabama (1/12/19)

TEAM GAME LOWS

Points	49	Valpo (12/19/18)
Field Goals Made	18	Valpo (12/19/18)
Field Goal Attempts	52	Minnesota (11/18/18)
Field Goal Percentage	.328 (20-61)	Washington (11/20/18)
3 Pt Field Goals Made	3	Valpo (12/19/18)
3 Pt Fg Attempts	18	Minnesota (11/18/18)
3 Pt Fg Percentage	.136 (3-22)	Valpo (12/19/18)
Free Throws Made	4	Texas Southern (12/29/18)
Free Throw Attempts	9	Texas Southern (12/29/18)
Free Throw Percentage	.444 (4-9)	Texas Southern (12/29/18)
Rebounds	22	South Alabama (11/23/18)
Assists	8	Northwestern State (12/3/18)
Steals	1	Alabama (1/12/19)
Blocked Shots	1	Savannah State (11/7/18)
Blocked Shots	1	Valpo (12/19/18)
Turnovers	8	Arkansas (1/5/19)
Turnovers	8	Alabama (1/12/19)
Fouls	13	Texas Southern (12/29/18)
Fouls	13	Kentucky (1/8/19)

PLAYER GAME HIGHS

Points	24	Noah Dickerson of Washington (11/20/18)
Field Goals Made	8	Jalyn Patterson of Texas Southern (12/29/18)
Field Goal Att.	19	Noah Dickerson of Washington (11/20/18)
Fg Pct (MIN 6 MADE)	.700 (7-10)	Jeremy Combs of Texas Southern (12/29/18)
3-Point Fg Made	6	Collins Joseph of Savannah State (11/7/18)
3-Point Fg Made	6	John Petty, Jr., of Alabama (1/12/19)
3-Point Fg Att.	15	Rodrick Sikes of South Alabama (11/23/18)
3-Pt Fg Pct (MIN 3 MADE)	.625 (5-8)	Max Hazzard of UC Irvine (11/9/18)
Free Throws Made	10	Noah Dickerson of Washington (11/20/18)
Free Throws Made	10	Ashton Hagans of Kentucky (1/8/19)
Free Throw Att.	17	Noah Dickerson of Washington (11/20/18)
Ft Pct (MIN 6 MADE)	1.000 (6-6)	Filip Petrusev of Gonzaga (11/15/18)
Rebounds	17	Noah Dickerson of Washington (11/20/18)
Assists	9	Jalen Harris of Arkansas (1/5/19)
Steals	5	Ashton Hagans of Kentucky (1/8/19)
Blocked Shots	5	Jansson Williams of Marshall (12/22/18)
Blocked Shots	5	Trayvon Reed of Texas Southern (12/29/18)



JAY JAY CHANDLER

SOPHOMORE (1L) • GUARD • 6-4 • 180
KATY, TEXAS • CINCO RANCH HS
MAJOR : UNIVERSITY STUDIES

#0

2018-19 SEASON HIGHS			CAREER HIGHS		
PTS	21	vs Washington (11/20/18)	PTS	21	vs Washington (11/20/18)
RBS	8	vs Washington (11/20/18)	RBS	8	vs Washington (11/20/18)
AST	5	vs South Alabama (11/23/18)	AST	5	vs SSU (12/13/17), South Alabama (11/23/18)
STL	3	vs Northwestern State (12/3/18)	STL	3	vs Northwestern State (12/3/18)
BLK	2	vs Savannah State (11/7/18)	BLK	2	vs Savannah State (11/7/18)
3PM	1	4x, last vs Marshall (12/22/18)	3PM	3	vs Florida (1/2/18)
MIN	33	vs Washington (11/20/18)	MIN	33	vs Washington (11/20/18)

2018-19 GAME-BY-GAME STATISTICS

	Min	FG-A-Pct	3FG-A-Pct	FT-A-Pct	O-D-Tot	PF	A	TO	Blk	Stl	Pts
- Savannah State	26	4-10-.410	0-4-.000	3-4-.750	0-5-5	4	2	4	2	3	11
- UC Irvine	31	5-10-.500	1-5-.200	1-3-.333	0-3-3	4	3	0	0	2	12
- at Gonzaga	19	2-7-.286	1-2-.500	3-5-.750	1-1-2	5	0	3	0	2	8
- vs. Minnesota	30	2-7-.286	1-3-.333	0-0-.000	2-1-3	4	1	2	1	2	5
- vs. Washington	33	6-15-.400	1-3-.333	8-13-.615	3-5-8	4	0	5	0	2	21
- South Alabama	32	1-4-.250	0-1-.000	0-0-.000	2-4-6	2	5	1	0	0	2
- Northwestern St.	29	2-8-.250	0-3-.000	3-6-.500	0-5-5	2	3	3	1	3	7
- vs. Oregon State	23	1-4-.250	0-1-.000	0-0-.000	1-4-5	0	1	2	0	0	2
Valpo	18	1-4-.250	0-1-.000	3-5-.750	1-4-5	4	2	1	0	1	5
- Marshall	25	5-7-.714	1-1-1.000	0-2-.000	2-4-6	3	1	3	0	0	11
- Texas Southern	25	2-7-.286	0-2-.000	0-0-.000	0-5-5	2	1	2	0	0	4
Arkansas	19	2-7-.286	0-2-.000	2-2-1.000	1-0-1	0	2	0	0	1	6
- at Kentucky	28	7-9-.778	0-0-.000	4-4-1.000	0-1-1	4	0	2	0	1	18
- at Alabama	25	2-7-.286	0-2-.000	0-0-.000	1-3-4	4	2	0	0	0	4
Auburn											
Missouri											
at Florida											
Kansas State											
LSU											
Tennessee											
at Ole Miss											
at Missouri											
Georgia											
at South Carolina											
Alabama											
at Arkansas											
at LSU											
Vanderbilt											
South Carolina											
at Mississippi St.											

CAREER STATISTICS - ALL GAMES

	GP-GS	Min	Avg	FG-A	Pct	3FG-A	Pct	FT-A	Pct	O-D-Tot	Avg	PF	FO	A	TO	Blk	Stl	Pts	Avg
2017-18	33-4	377	11.4	42-111	.378	10-41	.244	29-40	.725	15-23-38	1.2	43	0	24	24	1	10	123	3.7
2018-19	14-12	363	25.9	42-106	.396	5-30	.167	27-42	.643	14-45-59	4.2	41	1	23	28	4	17	116	8.3
Total	47-16	740	15.7	84-217	.387	15-71	.211	56-82	.683	29-68-97	2.1	84	1	47	52	5	27	239	5.1

SEASON NOTES

Put up 11 points and grabbed five rebounds in the season opener against Savannah State ... Made it back-to-back double-figure scoring games with 12 points against UC Irvine ... Had a career night, leading the way with 21 points and eight boards against Washington ... Had five assists in the win over South Alabama ... Added seven points and five rebounds against Northwestern State ... Scored 11 points and grabbed six rebounds against Marshall ... Added six points off the bench against Arkansas ... Helped lead the way with 18 points, missing just two shots the entire game, at No 18 Kentucky.

PERSONAL

John Chandler III, was born in Katy, Texas, to John Chandler and Amanda Roberts ... has two brothers, Johnathan and Chris ... majoring in university studies.



SOPHOMORE (1L) • FORWARD • 6-7 • 217
ALVIN, TEXAS • ALVIN HS
MAJOR : UNIVERSITY STUDIES

SAVION FLAGG

Pronunciation guide

SAY-vee-on

#1

18-19 SEASON HIGHS			CAREER HIGHS		
PTS	25	vs South Alabama (11/23/18)	PTS	25	vs South Alabama (11/23/18)
RBS	16	vs Savannah State (11/7/18)	RBS	16	vs Savannah State (11/7/18)
AST	6	vs NSU (12/3/18), vs TSU (12/29/18)	AST	6	vs NSU (12/3/18), vs TSU (12/29/18)
STL	3	vs UC Irvine (11/9/18)	STL	3	vs UC Irvine (11/9/18)
BLK	3	vs Northwestern State (12/3/18)	BLK	3	vs Northwestern State (12/3/18)
3PM	3	vs Savannah St. (11/7/18), at Kentucky (1/8/19)	3PM	3	vs SSU (11/7/18), at Kentucky (1/8/19)
MIN	39	at Kentucky (1/8/19)	MIN	39	at Kentucky (1/8/19)

2018-19 GAME-BY-GAME STATISTICS

	Min	FG-A-Pct	3FG-A-Pct	FT-A-Pct	O-D-Tot	PF	A	TO	Blk	Stl	Pts
- Savannah State	26	10-14-.714	3-6-.500	1-1-1.000	4-12-16	2	3	2	0	2	24
- UC Irvine	33	5-13-.385	1-8-.125	0-0-.000	1-4-5	1	2	4	0	3	11
- at Gonzaga	35	7-14-.500	2-5-.400	2-2-1.000	2-3-5	3	1	2	0	0	18
- vs. Minnesota	35	4-11-.364	0-2-.000	1-2-.500	2-7-9	1	1	0	0	1	9
- vs. Washington	34	3-8-.375	0-1-.000	0-0-.000	1-6-7	2	3	2	0	1	6
- South Alabama	35	12-15-.800	1-2-.500	0-1-.000	0-3-3	1	2	3	0	1	25
- Northwestern St.	30	3-9-.333	1-6-.167	2-2-1.000	0-6-6	0	6	3	3	1	9
- vs. Oregon State	37	2-6-.333	0-0-.000	3-4-.750	2-6-8	2	3	4	1	1	7
- Valpo	23	0-3-.000	0-3-.000	0-0-.000	2-2-4	0	0	2	0	2	0
- Marshall	30	3-12-.250	0-1-.000	0-0-.000	3-9-12	4	4	2	0	0	6
- Texas Southern	37	8-12-.667	1-4-.250	0-2-.000	3-6-9	0	6	3	0	1	17
- Arkansas	36	8-11-.727	1-2-.500	3-7-.429	4-11-15	5	2	1	1	0	20
- at Kentucky	39	5-11-.455	3-4-.750	0-0-.000	2-7-9	0	3	4	1	0	13
- at Alabama	35	4-7-.571	0-2-.000	8-12-.667	2-5-7	0	2	0	1	1	16

- Auburn
- Missouri
- at Florida
- Kansas State
- LSU
- Tennessee
- at Ole Miss
- at Missouri
- Georgia
- at South Carolina
- Alabama
- at Arkansas
- at LSU
- Vanderbilt
- South Carolina
- at Mississippi St.

CAREER STATISTICS • ALL GAMES

	GP-GS	Min	Avg	FG-A	Pct	3FG-A	Pct	FT-A	Pct	O-D-Tot	Avg	PF	FO	A	TO	Blk	Stl	Pts	Avg
2017-18	30-5	469	15.6	45-104	.433	13-41	.317	20-34	.588	38-65-103	3.4	34	0	21	22	2	9	123	4.1
2018-19	14-14	465	33.2	74-148	.500	13-46	.283	20-33	.606	28-87-115	8.2	21	1	38	32	7	14	181	12.9
Total	44-19	934	21.2	119-252	.472	26-87	.299	40-67	.597	66-152-218	5.0	55	1	59	54	9	23	304	6.9

CAREER ACCOLADES

- SEC Freshman of the Week (Dec. 26, 2017)

SEASON NOTES

Started the season with a career performance, leading the Aggies against Savannah State with 24 points and 16 rebounds ... Added 11 points and five rebounds against UC Irvine ... Led the way with 18 points, 15 coming in the second half, at No. 3 Gonzaga ... Had nine points and nine rebounds against Minnesota ... Led the way with 25 points against South Alabama ... Added nine points, six rebounds and six assists against Northwestern State ... Had seven points and eight boards in the win over Oregon State ... Brought down 12 rebounds, adding six points and four assists against Marshall ... Finished with 17 points, nine rebounds and six assists against Texas Southern ... Recorded a double-double against Arkansas, scoring 20 points and grabbing 15 rebounds ... Added 13 points and nine boards at No. 18 Kentucky ... Had 16 points, knocking down a pair of free throws with four seconds remaining to position the Aggies for a last-second win at Alabama.

PERSONAL

Savion Flagg was born May 26, 1999, in Alvin, Texas, to parents Antione and Torie Flagg ... has a brother, James ... plans to major in business management ... has a cousin, Jonathan Babineaux, who played football for the Atlanta Falcons.

TJ STARKS

#2



SOPHOMORE (1L) • GUARD • 6-2 • 196
DALLAS, TEXAS • LANCASTER HS
MAJOR : UNIVERSITY STUDIES

18-19 SEASON HIGHS			CAREER HIGHS		
PTS	23	vs Arkansas (1/5/19)	PTS	23	3x, last vs Arkansas (1/5/19)
RBS	5	vs SSU (11/7/18), vs Minnesota (11/18/18)	RBS	7	at Georgia (2/28/18)
AST	8	vs Oregon State (12/15/18)	AST	8	vs PC (3/16/18), vs Oregon State (12/15/18)
STL	3	vs Savannah State (11/7/18)	STL	3	vs Savannah State (11/7/18)
BLK	--	--	BLK	1	at Kentucky (1/9/18) & at Vanderbilt (2/24/18)
3PM	3	vs Washington (11/20/18), vs TSU (12/29/18)	3PM	4	3x, last at Auburn (2/7/18)
MIN	38	at Alabama (1/12/19)	MIN	38	at Alabama (1/12/19)

2018-19 GAME-BY-GAME STATISTICS

	Min	FG-A-Pct	3FG-A-Pct	FT-A-Pct	O-D-Tot	PF	A	TO	Blk	Stl	Pts
- Savannah State	32	6-19-.316	1-10-.100	3-5-.600	0-5-5	3	5	9	0	3	16
- UC Irvine	30	3-15-.200	2-8-.250	0-2-.000	0-4-4	3	2	3	0	1	8
- at Gonzaga	26	7-17-.412	0-3-.000	2-3-.667	1-3-4	3	4	4	0	0	16
- vs. Minnesota	34	4-14-.286	0-4-.000	3-3-1.000	2-3-5	3	5	6	0	2	11
- vs. Washington	33	5-14-.357	3-9-.333	4-4-1.000	1-0-1	4	5	3	0	2	17
- South Alabama	31	4-9-.444	2-3-.667	3-5-.750	0-0-0	3	3	3	0	1	13
- Northwestern St.	28	5-10-.500	1-4-.250	1-2.500	0-3-3	3	2	2	0	1	12
- vs. Oregon State	35	8-17-.471	1-6-.167	1-2-.500	2-0-2	4	8	5	0	1	18
- Valpo	17	2-8-.250	1-4-.250	1-1-1.000	0-4-4	2	1	3	0	0	6
Marshall	26	6-15-.400	1-3-.333	4-5-.800	0-4-4	2	4	4	0	0	17
Texas Southern	23	5-12-.417	3-6-.500	1-2-.500	0-1-1	2	5	4	0	1	14
- Arkansas	33	8-18-.444	2-7-.286	5-8-.625	0-2-2	4	5	3	0	1	23
- at Kentucky	34	7-15-.467	2-5-.200	2-3-.667	0-0-0	4	0	5	0	2	18
- at Alabama	38	4-17-.235	1-6-.167	3-4-.750	1-3-4	3	2	2	0	0	12

Auburn	
Missouri	
at Florida	
Kansas State	
LSU	
Tennessee	
at Ole Miss	
at Missouri	
Georgia	
at South Carolina	
Alabama	
at Arkansas	
at LSU	
Vanderbilt	
South Carolina	
at Mississippi St.	

CAREER STATISTICS - ALL GAMES

	GP-GS	Min	Avg	FG-A	Pct	3FG-A	Pct	FT-A	Pct	O-D-Tot	Avg	PF	FO	A	TO	Blk	Stl	Pts	Avg
2017-18	32-15	680	21.3	118-304	.388	35-108	.324	47-74	.635	8-55-63	2.0	54	0	72	85	2	12	318	9.9
2018-19	14-12	420	30.0	74-200	.370	20-78	.256	33-48	.688	7-32-39	2.8	43	0	51	56	0	15	201	14.4
Total	46-27	1100	23.9	192-504	.381	55-186	.296	80-122	.656	15-87-102	2.2	97	0	123	141	2	27	519	11.3

CAREER ACCOLADES

- Preseason All-SEC Second Team (Coaches)
- 2018 SEC All-Freshman Team (Coaches)
- SEC Freshman of the Week (Feb. 12, 2018)

SEASON NOTES

Scored 16 points, adding five rebounds and five assists in the opener against Savannah State ... Had a hot first half, finishing with 16 points at Gonzaga ... Added 11 points and five assists against Minnesota ... Finished with 17 points and five assists against Washington ... Added 13 points against South Alabama ... Scored 12 points against Northwestern State ... Led the way with 18 points and eight assists in the win over Oregon State ... Came off the bench to help lead the way with 17 points in the win over Marshall ... Had 14 points and five assists against Texas Southern ... Returned to the starting lineup to lead the way against Arkansas with 23 points ... Helped lead the way with 18 points at No. 18 Kentucky ... Hit the game-winning three at the buzzer to help the Aggies earn their first win at Alabama as SEC opponents.

PERSONAL

Tahjon Starks was born Sept. 11, 1998, to parents Brad and Donna Starks ... has three brothers, Gerad, Lazar and Caylen, as well as a sister, Shae ... majoring in university studies.



SENIOR (3L) • GUARD • 6-4 • 199 LBS.
DALLAS, TEXAS • MADISON HS
MAJOR : UNIVERSITY STUDIES

ADMON GILDER

Pronunciation guide

ADD-mon

#3

18-19 SEASON HIGHS				CAREER HIGHS			
PTS	--	--	PTS	24	at West Virginia (1/28/17)		
RBS	--	--	RBS	10	at USC (11/26/17)		
AST	--	--	AST	7	three times, last vs West Virginia (11/10/17)		
STL	--	--	STL	5	at Georgia (1/16/16) & at Florida (2/11/17)		
BLK	--	--	BLK	2	vs American (11/14/16)		
3PM	--	--	3PM	6	vs Missouri (2/8/17)		
MIN	--	--	MIN	40	10 times, last vs Providence (3/16/18)		

2018-19 GAME-BY-GAME STATISTICS												
	Min	FG-A-Pct	3FG-A-Pct	FT-A-Pct	O-D-Tot	PF	A	TO	Blk	Stl	Pts	
Savannah State	--	DNP	--									
UC Irvine	--	DNP	--									
at Gonzaga	--	DNP	--									
vs. Minnesota	--	DNP	--									
vs. Washington	--	DNP	--									
South Alabama	--	DNP	--									
Northwestern St.	--	DNP	--									
vs. Oregon State	--	DNP	--									
Valpo	--	DNP	--									
Marshall	--	DNP	--									
Texas Southern	--	DNP	--									
Arkansas	--	DNP	--									
at Kentucky	--	DNP	--									
at Alabama	--	DNP	--									
Auburn												
Missouri												
at Florida												
Kansas State												
LSU												
Tennessee												
at Ole Miss												
at Missouri												
Georgia												
at South Carolina												
Alabama												
at Arkansas												
at LSU												
Vanderbilt												
South Carolina												
at Mississippi St.												

CAREER STATISTICS • ALL GAMES																			
	GP-GS	Min	Avg	FG-A	Pct	3FG-A	Pct	FT-A	Pct	O-D-Tot	Avg	PF	FO	A	TO	Blk	Stl	Pts	Avg
2015-16	37-0	755	20.4	87-202	.431	35-101	.347	51-67	.761	16-70-86	2.3	57	0	50	27	5	34	260	7.0
2016-17	31-30	1073	34.6	146-340	.429	58-154	.377	75-101	.743	32-88-120	3.9	69	1	120	83	9	60	425	13.7
2017-18	30-29	959	32.0	127-277	.458	47-119	.395	69-84	.821	19-105-124	4.1	65	0	77	52	5	37	370	12.3
TOTAL	98-59	2787	28.4	360-819	.440	140-374	.374	195-252	.774	67-263-330	3.4	191	1	247	162	19	131	1055	10.8

CAREER ACCOLADES

- SEC Player of the Week (Nov. 13, 2017)

SEASON NOTES

Missed the first two games of the season due to a knee injury ... Is out indefinitely due to health issues.

PERSONAL

Admon Gilder was born in Dallas, Texas, on Nov. 14, 1995, to parents Admon Gilder, Sr. and Paula Gilder ... Has a brother, Y'kendrick, and a sister, Teamber ... has a daughter, Kailey ... majoring in university studies business ... in his spare time enjoys watching movies and singing in the car.



JUNIOR (2L) • GUARD • 5-8 • 160.
PLANO, TEXAS • PRESTONWOOD CHRISTIAN ACADEMY
MAJOR : MARKETING

MARK FRENCH

#4

18-19 SEASON HIGHS				CAREER HIGHS			
PTS	2	vs NSU (12/3/18), vs Marshall (12/22/18)		PTS	4	vs Auburn (2/18/17)	
RBS	--			RBS	--		
AST	--			AST	--		
STL	--			STL	--		
BLK	--			BLK	--		
3PM	--			3PM	1	vs Auburn (2/18/17)	
MIN	3	at Gonzaga (11/15/18)		MIN	3	vs SSU (12/13/17), at Gonzaga (11/15/18)	

2018-19 GAME-BY-GAME STATISTICS											
	Min	FG-A-Pct	3FG-A-Pct	FT-A-Pct	O-D-Tot	PF	A	TO	Blk	Stl	Pts
Savannah State	2	0-1-.000	0-1-.000	0-0-.000	0-0-0	0	0	0	0	0	0
UC Irvine		-- DNP --									
at Gonzaga	3	0-1-.000	0-0-.000	0-0-.000	0-0-0	0	0	0	0	0	0
vs. Minnesota		-- DNP --									
vs. Washington		-- DNP --									
South Alabama		-- DNP --									
Northwestern St.	1	1-1-1.000	0-0-.000	0-0-.000	0-0-0	0	0	0	0	0	2
vs. Oregon State		-- DNP --									
Valpo	2	0-0-.000	0-0-.000	0-0-.000	0-0-0	0	1	0	0	0	0
Marshall	2	1-1-1.000	0-0-.000	0-0-.000	0-0-0	0	0	0	0	0	2
Texas Southern		-- DNP --									
Arkansas		-- DNP --									
at Kentucky		-- DNP --									
at Alabama		-- DNP --									
Auburn											
Missouri											
at Florida											
Kansas State											
LSU											
Tennessee											
at Ole Miss											
at Missouri											
Georgia											
at South Carolina											
Alabama											
at Arkansas											
at LSU											
Vanderbilt											
South Carolina											
at Mississippi St.											

CAREER STATISTICS • ALL GAMES																			
	GP-GS	Min	Avg	FG-A	Pct	3FG-A	Pct	FT-A	Pct	O-D-Tot	Avg	PF	FO	A	TO	Blk	Stl	Pts	Avg
2016-17	3-0	4	1.3	1-3	.333	1-2	.500	1-2	.500	0-0-0	0.0	1	0	0	1	0	0	4	1.3
2017-18	5-0	7	1.4	0-3	.000	0-2	.000	0-0	.000	0-0-0	0.0	2	0	0	0	0	0	0	0.0
2018-19	5-0	10	2.0	2-4	.500	0-1	.000	0-0	.000	0-0-0	0.0	0	0	1	0	0	0	4	0.8
Total	13-0	21	1.6	3-10	.300	1-5	.200	1-2	.500	0-0-0	0.0	3	0	1	1	0	0	8	0.6

SEASON NOTES

Saw action in the opener against Savannah State and at Gonzaga ... Scored his first points of the season against Northwestern State ... Had an assist in the win over Valpo ... Added a bucket in the win over Marshall.

PERSONAL

Mark Clifford French, Jr., was born Aug. 15, 1997, in Memphis, Tenn., to parents Mark, Sr., and Carol French ... has one brother, Graham, and three sisters, Morgan, Mckenzie and Grace ... majoring in marketing.



WENDELL MITCHELL

Pronunciation guide
when-DELL

JUNIOR (TR) • GUARD • 6-3 • 185
ROCKDALE, TEXAS • TRINITY VALLEY CC
MAJOR : RECREATION, PARK & TOURISM SCIENCE

#11

2018-19 SEASON HIGHS			CAREER HIGHS		
PTS	21	vs Texas Southern (12/29/18)	PTS	21	vs Texas Southern (12/29/18)
RBS	9	vs Valpo (12/19/18)	RBS	9	vs Valpo (12/19/18)
AST	5	vs Valpo (12/19/18), at Kentucky (1/8/19)	AST	5	vs Valpo (12/19/18), at Kentucky (1/8/19)
STL	3	vs Valpo (12/19/18), vs TSU (12/29/18)	STL	3	vs Valpo (12/19/18), vs TSU (12/29/18)
BLK	1	vs Northwestern State (12/3/18)	BLK	1	vs Northwestern State (12/3/18)
3PM	5	vs Texas Southern (12/29/18)	3PM	5	vs Texas Southern (12/29/18)
MIN	34	vs Texas Southern (12/29/18)	MIN	34	vs Texas Southern (12/29/18)

2018-19 GAME-BY-GAME STATISTICS											
	Min	FG-A-Pct	3FG-A-Pct	FT-A-Pct	O-D-Tot	PF	A	TO	Blk	Stl	Pts
Savannah State		-- DNP --									
UC Irvine		-- DNP --									
at Gonzaga		-- DNP --									
vs. Minnesota	22	0-8-.000	0-3-.000	0-1-.000	1-0-1	1	1	0	0	1	0
vs. Washington	18	2-5-.400	0-2-.000	0-0-.000	1-1-2	2	0	0	0	0	4
South Alabama	24	1-6-.167	0-2-.000	5-5-1.000	3-2-5	1	2	2	0	0	7
Northwestern St.	22	5-10-.500	3-7-.429	5-5-1.000	1-3-4	3	1	1	1	1	18
vs. Oregon State	28	3-9-.333	3-6-.500	1-2-.500	1-2-3	3	2	2	0	2	10
- Valpo	33	3-8-.375	2-5-.200	0-0-.000	0-9-9	3	5	2	0	3	8
- Marshall	23	0-3-.000	0-1-.000	2-2-1.000	1-2-3	3	4	2	0	0	2
- Texas Southern	34	8-13-.615	5-8-.625	0-1-.000	0-2-2	2	4	2	0	3	21
- Arkansas	33	2-11-.182	0-7-.000	3-4-.750	1-1-2	4	2	1	0	0	7
- at Kentucky	29	3-10-.300	2-4-.500	2-2-1.000	1-5-6	3	5	4	0	1	10
- at Alabama	32	6-13-.462	2-6-.333	4-5-.800	0-6-6	4	1	0	0	1	18
Auburn											
Missouri											
at Florida											
Kansas State											
LSU											
Tennessee											
at Ole Miss											
at Missouri											
Georgia											
at South Carolina											
Alabama											
at Arkansas											
at LSU											
Vanderbilt											
South Carolina											
at Mississippi St.											

CAREER STATISTICS • ALL GAMES																			
	GP-GS	Min	Avg	FG-A	Pct	3FG-A	Pct	FT-A	Pct	O-D-Tot	Avg	PF	FO	A	TO	Blk	Stl	Pts	Avg
2018-19	11-6	298	27.1	33-96	.344	17-51	.333	22-27	.815	10-33-43	3.9	29	0	27	16	1	12	105	9.5

SEASON NOTES

Missed the first three games of the season due to a knee injury ... Made his Aggie debut against Minnesota ... Added seven points and five boards in the win over South Alabama ... Led the way against Northwestern State with 18 points ... Pitched in 10 points, three rebounds and two steals in the win over Oregon State ... Filled out the stat sheet with eight points, nine boards, five assists and three steals in his first start as an Aggie against Valpo ... Led the way with 21 points, draining five threes, against Texas Southern ... Added 10 points, six boards and five assists at No. 18 Kentucky ... Put up 18 points and grabbed six rebounds in the win at Alabama.

PERSONAL

Born March 26, 1997 ... Son of Wendell and Sharee Mitchell ... Nickname is Chuck ... Is an avid fisherman and would like to become a professional bass fisherman after basketball.



SENIOR (3L) • GUARD • 6-3 • 181
FRIENDSWOOD, TEXAS • FRIENDSWOOD HS
MAJOR : INDUSTRIAL DISTRIBUTION

CHRIS COLLINS

#12

18-19 SEASON HIGHS			CAREER HIGHS		
PTS	7	vs Savannah State (11/7/18)	PTS	12	vs LSU (1/11/17)
RBS	5	vs Savannah State (11/7/18)	RBS	5	vs Savannah State (11/7/18)
AST	6	vs Savannah State (11/7/18)	AST	8	vs LSU (1/11/17)
STL	1	vs Northwestern State (12/3/18)	STL	2	vs Arkansas (1/17/17)
BLK	--	--	BLK	1	vs South Carolina State (12/10/16)
3PM	1	vs Savannah State (11/7/18)	3PM	2	vs LSU (1/11/17), vs Georgia (1/21/17)
MIN	30	vs Savannah State (11/7/18)	MIN	35	at Mississippi State (1/14/17)

2018-19 GAME-BY-GAME STATISTICS

	Min	FG-A-Pct	3FG-A-Pct	FT-A-Pct	O-D-Tot	PF	A	TO	Blk	Stl	Pts
- Savannah State	30	1-6-.1667	1-5-.200	4-4-1.00	0-5-5	3	6	1	0	0	7
- UC Irvine	23	1-4-.250	0-3-.000	0-0-.000	0-1-1	1	3	0	0	0	2
at Gonzaga	14	0-0-.000	0-0-.000	0-0-.000	0-0-0	3	0	0	0	0	0
vs. Minnesota		-- DNP --									
vs. Washington		-- DNP --									
South Alabama		-- DNP --									
Northwestern St.	11	0-1-.000	0-1-.000	0-0-.000	0-0-0	0	1	0	0	1	0
vs. Oregon State		-- DNP --									
Valpo	11	0-2-.000	0-2-.000	0-0-.000	0-0-0	2	0	0	0	0	0
Marshall	5	0-0-.000	0-0-.000	0-0-.000	0-1-1	0	0	0	0	0	0
Texas Southern		-- DNP --									
Arkansas	4	0-0-.000	0-0-.000	0-0-.000	0-0-0	0	0	0	0	0	0
at Kentucky		-- DNP --									
at Alabama	1	0-0-.000	0-0-.000	0-0-.000	0-0-0	1	0	0	0	0	0
Auburn											
Missouri											
at Florida											
Kansas State											
LSU											
Tennessee											
at Ole Miss											
at Missouri											
Georgia											
at South Carolina											
Alabama											
at Arkansas											
at LSU											
Vanderbilt											
South Carolina											
at Mississippi St.											

CAREER STATISTICS - ALL GAMES*

	GP-GS	Min	Avg	FG-A	Pct	3FG-A	Pct	FT-A	Pct	O-D-Tot	Avg	PF	FO	A	TO	Blk	Stl	Pts	Avg
2014-15	3-0	5	1.7	1-1	1.000	1-1	1.000	0-0	.000	0-0-0	0.0	2	0	0	0	0	0	3	1.0
2016-17	27-8	369	13.7	13-43	.302	8-33	.242	3-7	.429	2-26-28	1.0	37	1	39	24	2	6	37	1.4
2017-18	17-0	120	7.1	9-30	.300	5-20	.250	3-4	.750	3-14-17	1.0	13	0	2	3	1	5	26	1.5
2018-19	8-2	99	12.4	2-13	.154	1-11	.091	4-4	1.000	0-7-7	0.9	10	0	10	1	0	1	9	1.1
Total	55-10	593	10.8	25-87	.287	15-65	.231	10-15	.667	5-47-52	0.9	62	1	51	28	3	12	75	1.4

SEASON NOTES

Had seven points, six assists and five rebounds in the season opener against Savannah State.

PERSONAL

Christopher Michael Collins is the son of Allison Cox and William Collins ... born June 20, 1996, in Friendswood, Texas ... has a sister, Nicole ... father played collegiately at Central Michigan ... majoring in industrial distribution.

*MISSED 2015-16 SEASON DUE TO INJURY



BRANDON MAHAN

Pronunciation guide

MAY-han

SOPHOMORE (TR) • GUARD • 6-5 • 200
BIRMINGHAM, ALA. • CHIPOLA COLLEGE
MAJOR : UNIVERSITY STUDIES

#13

2018-19 SEASON HIGHS			CAREER HIGHS		
PTS	20	vs Valpo (12/19/18)	PTS	20	vs Valpo (12/19/18)
RBS	7	vs Washington (11/20/18)	RBS	7	vs Washington (11/20/18)
AST	4	vs South Alabama (11/23/18)	AST	4	vs South Alabama (11/23/18)
STL	3	vs Minnesota (11/18/18)	STL	3	vs Minnesota (11/18/18)
BLK	1	4x, last vs Oregon State (12/15/18)	BLK	1	4x, last vs Oregon State (12/15/18)
3PM	4	vs Valpo (12/19/18)	3PM	4	vs Valpo (12/19/18)
MIN	33	vs Washington (11/20/18)	MIN	33	vs Washington (11/20/18)

2018-19 GAME-BY-GAME STATISTICS

	Min	FG-A-Pct	3FG-A-Pct	FT-A-Pct	O-D-Tot	PF	A	TO	Blk	Stl	Pts
Savannah State	25	2-10-.200	2-10-.200	0-0-.000	2-4-6	2	2	2	0	0	6
UC Irvine	21	1-3-.333	1-1-1.000	0-0-.000	2-2-4	1	0	1	1	0	3
- at Gonzaga	31	1-8-.125	1-6-.167	2-4-.500	1-5-6	2	2	1	0	0	5
- vs. Minnesota	27	6-8-.750	2-3-.667	3-4-.750	1-3-4	4	1	2	0	3	17
- vs. Washington	33	1-5-.200	0-2-.000	0-0-.000	3-4-7	3	1	1	0	0	3
- South Alabama	29	1-4-.250	1-4-.250	3-5-.600	0-4-4	1	4	0	1	2	6
- Northwestern St.	23	3-6-.500	2-3-.667	0-0-.000	0-3-3	1	1	0	1	1	8
- vs. Oregon State	17	3-5-.600	2-3-.667	2-2-1.000	0-4-4	4	0	0	1	0	10
- Valpo	31	7-10-.700	4-7-.571	2-3-.667	0-1-1	1	2	0	0	2	20
- Marshall	29	5-7-.714	2-3-.667	0-0-.000	0-3-3	0	0	1	0	1	12
- Texas Southern	28	0-6-.000	0-6-.000	0-1-.000	2-2-4	1	2	0	0	1	0
- Arkansas	24	2-5-.200	2-5-.200	0-0-.000	0-3-3	3	1	0	0	0	6
at Kentucky	16	1-4-.250	1-4-.250	0-0-.000	0-1-1	2	0	1	0	0	3
at Alabama	13	0-2-.000	0-1-.000	0-0-.000	0-2-2	2	1	0	0	0	0
Auburn											
Missouri											
at Florida											
Kansas State											
LSU											
Tennessee											
at Ole Miss											
at Missouri											
Georgia											
at South Carolina											
Alabama											
at Arkansas											
at LSU											
Vanderbilt											
South Carolina											
at Mississippi St.											

CAREER STATISTICS - ALL GAMES

	GP-GS	Min	Avg	FG-A	Pct	3FG-A	Pct	FT-A	Pct	O-D-Tot	Avg	PF	FO	A	TO	Blk	Stl	Pts	Avg
2018-19	14-10	34.7	24.8	33-83	.398	21-58	.362	12-19	.632	11-41-52	3.7	27	0	17	9	4	10	99	7.1

SEASON NOTES

Added six points and six rebounds in the season opener against Savannah State ... Grabbed six rebounds and added five points in his first career start at No. 3 Gonzaga ... Scored 17 points and tallied three steals against Minnesota ... Grabbed seven rebounds against Washington ... Added six points and four rebounds against South Alabama ... Scored eight points against Northwestern State ... Added 10 points and four boards in the win over Oregon State ... Recorded his first 20-point game in the win over Valpo ... Scored 12 points in the win over Marshall.

PERSONAL

Transferred from Chipola College, entering as a sophomore on the court ... Helped lead his JUCO squad to a 22-8 record and a state championship appearance ... Averaged 14.1 points and 5.1 rebounds at Chipola.



CHRISTIAN MEKOWULU

Pronunciation guide
mek-oh-WUU-luu

GRAD (TR) • FORWARD • 6-8 • 245
LAGOS, NIGERIA • TENNESSEE STATE
DEGREE: SOCIAL SCIENCES

#21

2018-19 SEASON HIGHS				CAREER HIGHS			
PTS	20	vs Valpo (12/19/18)		PTS	20	vs Valpo (12/19/18)	
RBS	14	vs Savannah State (11/7/18)		RBS	14	vs Savannah State (11/7/18)	
AST	1	6x, last vs Texas Southern (12/29/18)		AST	1	6x, last vs Texas Southern (12/29/18)	
STL	2	vs Oregon State (12/15/18)		STL	2	vs Oregon State (12/15/18)	
BLK	2	5x, last vs Arkansas (1/5/19)		BLK	2	5x, last vs Arkansas (1/5/19)	
3PM	1	3x, last vs Marshall (12/22/18)		3PM	1	3x, last vs Marshall (12/22/18)	
MIN	27	vs Minnesota (11/18/18)		MIN	27	vs Minnesota (11/18/18)	

2018-19 GAME-BY-GAME STATISTICS

	Min	FG-A-Pct	3FG-A-Pct	FT-A-Pct	O-D-Tot	PF	A	TO	Blk	Stl	Pts
- Savannah State	20	3-7-.429	0-1-.000	3-6-.500	8-6-14	0	1	1	0	1	9
- UC Irvine	14	0-5-.000	0-0-.000	7-7-1.000	3-1-4	4	0	0	0	0	7
- at Gonzaga	24	3-8-.375	1-2-.500	1-3-.333	5-5-10	2	1	0	1	0	8
- vs. Minnesota	27	6-9-.667	0-0-.000	4-5-.800	3-4-7	4	0	0	2	1	16
- vs. Washington	16	1-3-.333	0-0-.000	1-2.500	2-1-3	4	0	1	1	0	3
- South Alabama	20	4-5-.800	0-0-.000	4-4-1.000	3-5-8	2	1	3	1	0	12
- Northwestern St.	23	3-3-1.000	0-0-.000	8-10-.800	2-0-2	1	0	1	2	0	14
- vs. Oregon State	21	2-7-.286	0-0-.000	0-0-.000	1-1-2	4	1	1	0	2	4
- Valpo	25	8-9-.889	1-1-1.000	3-7-.429	3-1-4	0	1	1	2	0	20
- Marshall	16	5-7-.714	1-1-1.000	6-7-.857	3-4-7	2	0	1	2	1	17
- Texas Southern	25	4-9-.444	0-1-.000	3-4-.750	2-2-4	5	1	0	1	0	11
- Arkansas	20	1-3-.333	0-0-.000	0-0-.000	2-5-7	4	0	0	2	0	2
- at Kentucky	25	1-3-.333	0-0-.000	4-4-1.000	0-4-4	2	0	0	2	1	6
- at Alabama	12	2-3-.667	0-1-.000	0-0-.000	1-2-3	4	0	0	1	0	4
Auburn											
Missouri											
at Florida											
Kansas State											
LSU											
Tennessee											
at Ole Miss											
at Missouri											
Georgia											
at South Carolina											
Alabama											
at Arkansas											
at LSU											
Vanderbilt											
South Carolina											
at Mississippi St.											

CAREER STATISTICS - ALL GAMES

	GP-GS	Min	Avg	FG-A	Pct	3FG-A	Pct	FT-A	Pct	O-D-Tot	Avg	PF	FO	A	TO	Blk	Stl	Pts	Avg
2018-19	14-14	288	20.6	43-81	.531	3-7	.429	44-59	.746	38-41-79	5.6	38	1	6	9	17	6	133	9.5

SEASON NOTES

Grabbed 14 rebounds and added nine points in the season opener against Savannah State ... Went 7-for-7 from the free throw line against UC Irvine ... Had eight points and 10 rebounds at No. 3 Gonzaga ... Reached double figures for the first time as an Aggie with 16 points, also adding seven boards, against Minnesota ... Had 12 points and eight rebounds against South Alabama ... Put up 14 points in the win over Northwestern State ... Went 8-for-9 from the field en-route to his first 20-point performance, adding two blocks on the defensive end, against Valpo ... Helped lead the way with 17 points and seven rebounds in the win over Marshall ... Added 11 points against Texas Southern.

PERSONAL

Born March 17, 1995 to parents Esther and Christian Mekowulu ... Was an Honor Roll student as a junior and senior at Covenant Christian ... Was the first member of his family to graduate college.



SENIOR (2L) • GUARD • 5-10 • 180
DALLAS, TEXAS • SOUTH OAK CLIFF HS
MAJOR : ECONOMICS

FRANK BYERS

#22

2018-19 SEASON HIGHS				CAREER HIGHS			
PTS	–	–	PTS	2	vs Baylor (12/19/15)		
RBS	–	–	RBS	1	vs Denver (12/7/16) & SSU (12/13/17)		
AST	–	–	AST	1	vs Auburn (2/18/18)		
STL	–	–	STL	1	vs SE Louisiana (11/16/15)		
BLK	–	–	BLK	–	–		
3PM	–	–	3PM	–	–		
MIN	–	–	MIN	3	vs Savannah State (12/13/17)		

2018-19 GAME-BY-GAME STATISTICS											
	Min	FG-A-Pct	3FG-A-Pct	FT-A-Pct	O-D-Tot	PF	A	TO	Blk	Stl	Pts
Savannah State		-- DNP --									
UC Irvine		-- DNP --									
at Gonzaga		-- DNP --									
vs. Minnesota		-- DNP --									
vs. Washington		-- DNP --									
South Alabama		-- DNP --									
Northwestern St.		-- DNP --									
vs. Oregon State		-- DNP --									
Valpo		-- DNP --									
Marshall	1	0-0-.000	0-0-.000	0-0-.000	0-0-0	0	0	0	0	0	0
Texas Southern		-- DNP --									
Arkansas		-- DNP --									
at Kentucky		-- DNP --									
at Alabama		-- DNP --									
Auburn											
Missouri											
at Florida											
Kansas State											
LSU											
Tennessee											
at Ole Miss											
at Missouri											
Georgia											
at South Carolina											
Alabama											
at Arkansas											
at LSU											
Vanderbilt											
South Carolina											
at Mississippi St.											

CAREER STATISTICS • ALL GAMES																			
	GP-GS	Min	Avg	FG-A	Pct	3FG-A	Pct	FT-A	Pct	O-D-Tot	Avg	PF	FO	A	TO	Blk	Stl	Pts	Avg
2015-16	8-0	9	1.1	1-3	.333	0-1	.000	0-1	.000	0-0-0	0.0	1	0	0	0	0	1	2	0.3
2016-17	3-0	3	1.0	0-0	.000	0-0	.000	0-0	.000	0-1-1	0.3	0	0	1	1	0	0	0	0.0
2017-18	3-0	6	1.7	0-1	.000	0-1	.000	0-0	.000	1-0-1	0.3	0	0	0	0	0	0	0	0.0
2018-19	1-0	1	1.0	0-0	.000	0-0	.000	0-0	.000	0-0-0	0.0	0	0	0	0	0	0	0	0.0
TOTAL	15-0	18	1.2	1-4	.250	0-2	.000	0-1	.000	1-1-2	0.1	1	0	1	1	0	1	2	0.1

SEASON NOTES

Made his season debut in the win over Marshall.

PERSONAL

Frank Byers, Jr. is the son of Frank Byers, Sr. and Stephanie King ... born Oct. 19, 1996, in Dallas, Texas ... has two brothers, Wonya and Stephan, and two sisters, Desaree and Yasmine ... in his spare time, enjoys shooting and hanging out with friends ... plans to major in economics.



JOHN WALKER III

FRESHMAN (RS) • FORWARD • 6-9 • 196
HOUSTON, TEXAS • MARSHALL
MAJOR : UNIVERSITY STUDIES

#24

2018-19 SEASON HIGHS			CAREER HIGHS		
PTS	11	vs UC Irvine (11/9/18)	PTS	11	vs UC Irvine (11/9/18)
RBS	8	vs Marshall (12/22/18)	RBS	8	vs Marshall (12/22/18)
AST	2	vs Arkansas (1/5/19)	AST	2	vs Arkansas (1/5/19)
STL	2	vs Northwestern State (12/3/18)	STL	2	vs Northwestern State (12/3/18)
BLK	2	vs Savannah State (11/7/18)	BLK	2	vs Savannah State (11/7/18)
3PM	1	3x, last vs Oregon State (12/15/18)	3PM	1	3x, last vs Oregon State (12/15/18)
MIN	21	vs Marshall (12/22/18)	MIN	21	vs Marshall (12/22/18)

2018-19 GAME-BY-GAME STATISTICS											
	Min	FG-A-Pct	3FG-A-Pct	FT-A-Pct	O-D-Tot	PF	A	TO	Blk	Stl	Pts
Savannah State	14	4-6-.667	1-1-1.000	1-1-1.000	1-2-3	0	0	2	2	0	10
UC Irvine	19	3-6-.500	1-3-.333	4-4-1.000	3-3-6	4	1	1	0	1	11
at Gonzaga	18	4-5-.800	0-0-.000	2-2-1.000	1-3-4	2	1	0	1	1	10
vs. Minnesota	13	1-1-1.000	0-0-.000	0-0-.000	1-0-1	2	0	3	0	0	2
vs. Washington	8	1-1-1.000	0-0-.000	0-0-.000	1-1-2	0	0	1	0	0	2
South Alabama	9	1-2-.500	0-0-.000	0-0-.000	1-1-2	0	1	1	0	1	2
Northwestern St.	15	0-1-.000	0-0-.000	2-4-.500	2-1-3	1	0	3	1	2	2
vs. Oregon State	20	2-2-1.000	1-1-1.000	5-5-1.000	1-2-3	3	1	1	1	1	10
Valpo	23	2-4-.500	1-2-.500	1-3-.333	1-1-2	2	0	3	0	0	6
Marshall	21	3-7-.429	0-1-.000	3-3-1.000	2-6-8	1	1	1	0	1	9
Texas Southern	13	0-2-.000	0-1-.000	0-0-.000	0-2-2	0	1	0	1	0	0
Arkansas	13	1-3-.333	0-1-.000	1-2-.500	2-2-4	1	2	2	0	0	3
at Kentucky	14	2-2-1.000	0-0-.000	0-0-.000	0-2-2	2	0	2	0	1	4
at Alabama	16	0-3-.000	0-1-.000	6-8-.750	2-2-4	1	0	0	0	0	6
Auburn											
Missouri											
at Florida											
Kansas State											
LSU											
Tennessee											
at Ole Miss											
at Missouri											
Georgia											
at South Carolina											
Alabama											
at Arkansas											
at LSU											
Vanderbilt											
South Carolina											
at Mississippi St.											

SEASON NOTES

Put up 10 points and swatted two shots in the season opener against Savannah State ... Scored 11 points and grabbed six rebounds against UC Irvine ... Made it three straight games in double figures adding 10 points at Gonzaga ... Didn't miss a shot from the floor or free throw line, finishing with 10 points in the win over Oregon State ... Added six points against Valpo ... Had six points, all from the free throw line, in the win at Alabama.

PERSONAL

John Walker III was born Jan. 19, 1999 in Houston, Texas, to parents John and Karen Walker ... nicknamed Trey ... has two brothers, Cody and Jawaan, as well as a sister, Jada ... majoring in university studies leadership.

CAREER STATISTICS - ALL GAMES

	GP-GS	Min	Avg	FG-A	Pct	3FG-A	Pct	FT-A	Pct	O-D-Tot	Avg	PF	FO	A	TO	Blk	Stl	Pts	Avg
2018-19	14-0	216	15.4	24-45	.533	4-11	.364	25-32	.781	18-28-46	3.3	19	0	8	20	6	8	77	5.5



JOSH NEBO

Pronunciation guide

NEE-how

JUNIOR (TR) • FORWARD • 6-9 • 244
HOUSTON, TEXAS. • ST. FRANCIS (PA.)
MAJOR : RECREATION, PARK & TOURISM SCIENCE

#32

2018-19 SEASON HIGHS			CAREER HIGHS		
PTS	21	at Alabama (1/12/19)	PTS	21	at Alabama (1/12/19)
RBS	10	vs UC Irvine (11/9/18)	RBS	10	vs UC Irvine (11/9/18)
AST	2	vs Marshall (12/22/18)	AST	2	vs Marshall (12/22/18)
STL	2	at Kentucky (1/8/19)	STL	2	at Kentucky (1/8/19)
BLK	7	s South Alabama (11/23/18)	BLK	7	vs South Alabama (11/23/18)
3PM	--	--	3PM	--	--
MIN	28	at Alabama (1/12/19)	MIN	28	at Alabama (1/12/19)

2018-19 GAME-BY-GAME STATISTICS

	Min	FG-A-Pct	3FG-A-Pct	FT-A-Pct	O-D-Tot	PF	A	TO	Blk	Stl	Pts
Savannah State	14	5-5-1.000	0-0-.000	0-1-.000	1-3-4	3	1	2	3	1	10
UC Irvine	21	4-6-.667	0-0-.000	7-10-.700	7-3-10	1	0	1	3	0	15
at Gonzaga	16	0-2-.000	0-0-.000	0-1-.000	1-4-5	1	0	1	2	0	0
vs. Minnesota	4	1-2-.500	0-0-.000	0-0-.000	0-1-1	4	0	0	0	0	2
vs. Washington	17	4-6-.667	0-0-.000	1-2-.500	1-2-3	4	0	0	1	0	9
South Alabama	20	2-3-.667	0-0-.000	3-4-.750	1-6-7	1	0	1	7	0	7
Northwestern St.	18	3-3-1.000	0-0-.000	2-2-1.000	2-7-9	3	0	2	3	0	8
vs. Oregon St.	18	2-4-.500	0-0-.000	2-2-1.000	2-1-3	0	0	0	2	0	6
Valpo	15	3-4-.750	0-0-.000	0-0-.000	2-5-7	1	1	4	3	0	6
Marshall	19	7-7-1.000	0-0-.000	2-2-1.000	4-4-8	0	2	0	2	0	16
Texas Southern	15	3-3-1.000	0-0-.000	0-2-.000	3-3-6	1	0	2	1	0	6
Arkansas	18	1-3-.333	0-0-.000	2-2-1.000	1-5-6	1	0	1	3	0	4
at Kentucky	15	1-2-.500	0-0-.000	0-0-.000	2-0-2	2	0	1	0	2	2
at Alabama	28	10-12-.833	0-0-.000	1-1-1.000	2-5-7	2	0	0	4	0	21
Auburn											
Missouri											
at Florida											
Kansas State											
LSU											
Tennessee											
at Ole Miss											
at Missouri											
Georgia											
at South Carolina											
Alabama											
at Arkansas											
at LSU											
Vanderbilt											
South Carolina											
at Mississippi St.											

CAREER STATISTICS • ALL GAMES

	GP-GS	Min	Avg	FG-A	Pct	3FG-A	Pct	FT-A	Pct	O-D-Tot	Avg	PF	FO	A	TO	Blk	Stl	Pts	Avg
2018-19	14-0	239	17.1	46-62	.742	0-0	.000	20-29	.690	29-49-78	5.6	24	0	4	15	34	3	112	8.0

SEASON NOTES

Scored 10 points and blocked three shots in the season opener against Savannah State ... Recorded a double-double with 15 points and 10 rebounds against UC Irvine ... Added nine points against Washington ... Had seven points and seven blocks in the win over South Alabama ... Didn't miss a shot from the field or free throw line, en-route to an eight-point, nine-rebound performance ... Scored six points, grabbed seven rebounds and blocked three shots in the win over Valpo ... Was a perfect 7-for-7 from the field en-route to a 16-point, eight-rebound night ... Notched his fourth perfect night from the field of the season to add six points and six boards against Texas Southern ... Led the way with 21 points, adding seven rebounds and four blocks in the last-second win at Alabama.

PERSONAL

Joshua Nebo was born July, 17, 1997, in Houston, Texas, to parents Shady and Stella Nebo ... has a brother, Shad, and three sisters, Chidinma, Melody and Kim ... enjoys playing video games in his spare time ... majoring in recreation, park and tourism sciences.



SOPHOMORE (1L) • GUARD • 5-9 • 174
HOUSTON, TEXAS • ST. THOMAS
MAJOR : SPORT MANAGEMENT

CAMERON ALO

#33

2018-19 SEASON HIGHS				CAREER HIGHS			
PTS	–	–	–	PTS	–	–	–
RBS	–	–	–	RBS	–	–	–
AST	–	–	–	AST	1	vs UCSB (11/17/17)	
STL	–	–	–	STL	1	vs Savannah State (12/13/17)	
BLK	–	–	–	BLK	–	–	–
3PM	–	–	–	3PM	–	–	–
MIN	–	–	–	MIN	1	vs Savannah State (12/13/17)	

2018-19 GAME-BY-GAME STATISTICS

	Min	FG-A-Pct	3FG-A-Pct	FT-A-Pct	O-D-Tot	PF	A	TO	Blk	Stl	Pts
Savannah State		-- DNP --									
UC Irvine		-- DNP --									
at Gonzaga		-- DNP --									
vs. Minnesota		-- DNP --									
vs. Washington		-- DNP --									
South Alabama		-- DNP --									
Northwestern St.		-- DNP --									
vs. Oregon State		-- DNP --									
Valpo		-- DNP --									
Marshall	1	0-0-.000	0-0-.000	0-0-.000	0-0-0	0	0	1	0	0	0
Texas Southern		-- DNP --									
Arkansas		-- DNP --									
at Kentucky		-- DNP --									
at Alabama		-- DNP --									
Auburn											
Missouri											
at Florida											
Kansas State											
LSU											
Tennessee											
at Ole Miss											
at Missouri											
Georgia											
at South Carolina											
Alabama											
at Arkansas											
at LSU											
Vanderbilt											
South Carolina											
at Mississippi St.											

CAREER STATISTICS • ALL GAMES

	GP-GS	Min	Avg	FG-A	Pct	3FG-A	Pct	FT-A	Pct	O-D-Tot	Avg	PF	FO	A	TO	Blk	Stl	Pts	Avg
2017-18	2-0	1	0.5	0-0	.000	0-0	.000	0-0	.000	0-0-0	0.0	0	0	1	0	0	1	0	0.0
2018-19	1-0	1	1.0	0-0	.000	0-0	.000	0-0	.000	0-0-0	0.0	0	0	0	1	0	0	0	0.0
Total	3-0	2	0.7	0-0	.000	0-0	.000	0-0	.000	0-0-0	0.0	0	0	1	1	0	1	0	0.0

SEASON NOTES

Made his season debut in the win over Marshall.

PERSONAL

Cameron Christian Alo was born April 24, 1998, in Houston, Texas, to parents Kenneth and Kim Alo ... has three brothers, Chris, Nick and Connor, as well as a sister, Katelyn ... enjoys watching movies in his spare time ... majoring in sport management.

GAME-BY-GAME RESULTS

GAME 13

#18 Kentucky 85, Texas A&M 74
TUES., JAN. 8, 2019 | LEXINGTON, KY.

GAME 14

Texas A&M 81, Alabama 80
SAT., JAN. 12, 2019 | TUSCALOOSA, ALA.

GAME 15

Texas A&M vs #14 Auburn
WED., JAN. 16, 2019 | COLLEGE STATION, TEXAS

KEYS TO THE GAME:

- The Aggies got out to a strong start on both ends of the floor, scoring the first 10 points of the game and drawing three offensive fouls in the first 4:35 of play.
- Kentucky scored seven straight out of the first media timeout to get back in it and later used a 15-2 run to take control.
- The Aggies used a steady push in the second half to make it a six-point game with just under 10 to play.
- An 8-2 run by A&M made it a 66-64 with 7:55 on the clock, but eight straight points by the Wildcats sealed the game.
- Texas A&M shot a season-best 47.1-percent from three and 92.3-percent from the free throw line.
- Four Aggies scored in double figures for the fourth time this season.
- A&M outscored Kentucky, 40-39, in the second half, but the 12-point first half deficit was too much to overcome.

TEXAS A&M (6-7, 0-2 SEC)

Player	MP	FG	FT	TR	PF	A	TO	Blk	Stl	TP
Flagg, f	39	5-11	0-0	9	0	3	4	1	0	13
Mekowulu, f	25	1-3	4-4	4	2	0	0	2	1	6
Chandler, g	28	7-9	4-4	1	4	0	2	0	1	18
Starks, g	34	7-15	2-3	0	4	0	5	0	2	18
Mitchell, g	29	3-10	2-2	6	3	5	4	0	1	10
Mahan	16	1-4	0-0	1	2	0	1	0	0	3
Walker III	14	2-2	0-0	2	2	0	2	0	1	4
Nebo	15	1-2	0-0	2	2	0	1	0	2	2
TM				4						
Total	200	27-56	12-13	29	19	8	19	3	8	74

KENTUCKY (11-3, 1-1 SEC)

Player	MP	FG	FT	TR	PF	A	TO	Blk	Stl	TP
Travis, f	30	3-6	0-0	4	2	1	0	1	1	6
Washington, f	28	4-8	1-1	5	2	2	1	0	1	9
Hagans, g	30	4-6	10-11	1	1	4	1	0	5	18
Johnson, g	27	2-9	4-4	6	1	3	4	0	0	8
Herro, g	36	7-14	4-4	5	3	1	4	0	0	21
Richards	11	2-2	1-1	1	2	0	0	2	0	5
Quickley	13	4-4	0-1	1	0	2	0	0	3	10
Baker, Jr.	13	1-3	1-1	1	2	3	1	0	0	4
Mongomery	12	2-4	0-0	2	0	0	1	2	1	4
TM				2						
Total	200	29-56	21-23	28	13	16	12	5	11	85

3-Pointers.....TAMU 8 (Flagg 3, Mitchell 2, Starks 2, Mahan)
UK 6 (Herro 3, Quickley 2, Baker, Jr.)
 Officials.....Adams, Roberts, Grover
 Technicals.....TAMU (Mitchell, Mekowulu, Walker III)
UK (Washington, Baker, Jr.)
 Attend.....22,048

Percentages:

Texas A&M FG%48.2 3FG%47.1 FT%.....92.3
 Kentucky FG%51.8 3FG%33.3 FT%.....91.3

Texas A&M 34 40 74
 Kentucky 46 39 85

KEYS TO THE GAME:

- Sophomore TJ Starks knocked down the game-winning three to snap a three-game skid for A&M
- Alabama used a 12-2 run midway through the first half to take a double digit lead and the Aggies were unable to cut it to less than two possessions, trailing 43-32 at the break.
- Used an 8-2 push to make it 62-61 Alabama with 7:57 left to play, forcing the Crimson Tide to call a timeout.
- Redshirt freshman John Walker III knocked down a pair of FTs with 7:30 left to play to give the Aggies their first lead of the day.
- There were seven ties and five lead changes from that point on.
- It came down to free throws in the final minute and Alabama's Kira Lewis, Jr. went one-of-two from the line to make it a two-point game with three seconds to play.
- Starks quickly brought the ball down the court and knocked down the three at the buzzer.
- The victory is A&M's eighth in the series and first in Tuscaloosa since 2008.

TEXAS A&M (7-7, 1-2 SEC)

Player	MP	FG	FT	TR	PF	A	TO	Blk	Stl	TP
Flagg, f	35	4-7	8-12	7	0	2	0	1	1	16
Mekowulu, f	12	2-3	0-0	3	4	0	0	1	0	4
Chandler, g	25	2-7	0-0	4	4	2	0	0	0	4
Starks, g	38	4-17	3-4	4	3	2	2	0	0	12
Mitchell, g	32	6-13	4-5	6	4	1	0	0	1	18
Collins	1	0-0	0-0	0	1	0	0	0	0	0
Mahan	13	0-2	0-0	2	2	1	0	0	0	0
Walker III	16	0-3	6-8	4	1	0	0	0	0	6
Nebo	28	10-12	1-1	7	2	0	0	4	0	21
TM				1				1		
Total	200	28-64	22-30	38	21	8	3	6	2	81

ALABAMA (10-5, 1-2 SEC)

Player	MP	FG	FT	TR	PF	A	TO	Blk	Stl	TP
Hall, f	33	4-10	6-7	16	3	0	0	4	0	14
Mack, f	28	4-10	1-4	9	2	2	2	0	1	10
Lewis, Jr., g	30	5-9	3-4	0	0	3	1	0	0	14
Jones, g	11	0-2	1-2	2	5	1	2	0	0	1
Ingram, g	27	1-6	3-4	4	4	3	1	0	0	6
Norris	19	2-6	2-3	4	5	1	1	0	0	7
Reese	7	2-5	0-0	1	3	1	0	1	0	4
Giddens	6	0-0	0-2	1	1	0	0	0	0	0
Johnson, Jr.	9	1-2	0-0	0	2	1	0	0	0	2
Petty, Jr.	30	7-12	2-3	4	0	1	0	2	0	22
TM				4				1		
Total	200	26-62	18-29	45	25	13	8	7	1	80

3-Pointers.....TAMU 3 (Mitchell 2, Starks)
Ala. 10 (Petty, Jr., 6, Ingram, Lewis, Jr., Mack, Norris)
 Officials.....Evans, Jarrett, Clyburn
 Technicals.....none
 Attend.....12,288

Percentages:

TexasA&M FG%43.8 3FG%15.8 FT%.....73.3
 Alabama FG%49.1 3FG%37.0 FT%.....62.1

TexasA&M 32 49 81
 Alabama 43 37 80

NUMERICAL ROSTER

NO	NAME	POS.	HT.	WT.	CL-EXP	HOMETOWN (HIGH SCHOOL/COLLEGE)
0	Jay Jay Chandler	G	6-4	180	So.-1L	Katy, Texas (Cinco Ranch)
1	Savion Flagg	G/F	6-7	217	So.-1L	Alvin, Texas (Alvin)
2	TJ Starks	G	6-2	196	So.-1L	Dallas, Texas (Lancaster)
3	Admon Gilder	G	6-4	199	Sr.-3L	Dallas, Texas (Madison)
4	Mark French	G	5-8	160	Jr.-2L	Plano, Texas (Prestonwood Christian Acad.)
5	Zach Walker	G	6-3	188	Fr.-HS	Deer Park, Texas (Deer Park)
10	Everett Vaughn	C	6-10	237	Fr.-HS	Bellaire, Texas (St. Thomas)
11	Wendell Mitchell	G	6-3	185	Jr.-TR	Rockdale, Texas (Rockdale /Baylor/Trinity Valley CC)
12	Chris Collins	G	6-3	181	Sr.-3L	Friendswood, Texas (Friendswood)
13	Brandon Mahan	G	6-5	200	So.-TR	Birmingham, Ala. (Central Park Christian Sch./Chipola College)
20	John Brown	F	6-10	226	So.-TR	Magnolia, Texas (Magnolia/Texas Tech/Blinn College)
21	Christian Mekowulu	F	6-8	245	Gr.-TR	Lagos, Nigeria (Covenant Christian HS [Ga.]/Tennessee State)
22	Frank Byers	G	5-10	180	Sr.-3L	Dallas, Texas (South Oak Cliff)
24	John Walker III	F	6-9	196	Fr.-RS	Houston, Texas (Marshall)
31	Luke McGhee	F	6-8	237	Fr.-HS	San Antonio, Texas (Clark)
32	Josh Nebo	F	6-9	244	Jr.-RS	Houston, Texas (Cypress Lakes/Saint Francis)
33	Cameron Alo	G	5-9	174	So.-1L	Houston, Texas (St. Thomas)

ALPHABETICAL ROSTER

NO	NAME	POS.	HT.	WT.	CL-EXP	HOMETOWN (HIGH SCHOOL/COLLEGE)
33	Cameron Alo	G	5-9	174	So.-1L	Houston, Texas (St. Thomas)
20	John Brown	F	6-10	226	So.-TR	Magnolia, Texas (Magnolia/Texas Tech/Blinn College)
22	Frank Byers	G	5-10	180	Sr.-3L	Dallas, Texas (South Oak Cliff)
0	Jay Jay Chandler	G	6-4	180	So.-1L	Katy, Texas (Cinco Ranch)
12	Chris Collins	G	6-3	181	Sr.-3L	Friendswood, Texas (Friendswood)
1	Savion Flagg	G/F	6-7	217	So.-1L	Alvin, Texas (Alvin)
4	Mark French	G	5-8	160	Jr.-2L	Plano, Texas (Prestonwood Christian Academy)
3	Admon Gilder	G	6-4	199	Sr.-3L	Dallas, Texas (Madison)
13	Brandon Mahan	G	6-5	200	So.-TR	Birmingham, Ala. (Central Park Christian Sch./Chipola College)
31	Luke McGhee	F	6-8	237	Fr.-HS	San Antonio, Texas (Clark)
21	Christian Mekowulu	F	6-8	245	Gr.-TR	Lagos, Nigeria (Covenant Christian [Ga.]/Tennessee State)
11	Wendell Mitchell	G	6-3	185	Jr.-TR	Rockdale, Texas (Rockdale/Baylor/Trinity Valley CC)
32	Josh Nebo	F	6-9	244	Jr.-RS	Houston, Texas (Cypress Lakes/Saint Francis)
2	TJ Starks	G	6-2	196	So.-1L	Dallas, Texas (Lancaster)
10	Everett Vaughn	C	6-10	237	Fr.-HS	Bellaire, Texas (St. Thomas)
24	John Walker III	F	6-9	196	Fr.-RS	Houston, Texas (Marshall)
5	Zach Walker	G	6-3	188	Fr.-HS	Deer Park, Texas (Deer Park)

COACHING & SUPPORT STAFF

HEAD COACH: Billy Kennedy (Southeastern Louisiana '86), 8th season

ASSISTANT COACHES: Isaac Chew (Avila University '98), Ulric Maligi (Howard '06), Jeff Reynolds (UNC Greensboro '78)

STRENGTH & CONDITIONING: Darby Rich (Alabama '92)

STUDENT-ATHLETE DEVELOPMENT: Barry Davis (Texas A&M '76)

ASSISTANT ATHLETICS DIRECTOR/BASKETBALL: Peter Warden (Texas A&M '05)

VIDEO COORDINATOR: Marshall Moorhouse (Texas A&M '16)

ATHLETIC TRAINER: Matt Doles (New Mexico '99)

PRONUNCIATION GUIDE

Name	Pronunciation	Name	Pronunciation
Cameron Alo	al-O	Brandon Mahan	MAY-han
Savion Flagg	SAY-vee-on	Christian Mekowulu	mek-oh-WUU-luu
Admon Gilder	ADD-mon	Wendell Mitchell	when-DELL
Josh Nebo	NEE-bow		

– RADIO-TV ROSTER –
TEXAS A&M BASKETBALL



JAY JAY Chandler

0 6-4 • 180 • So-1L
 Katy, Texas



SAVION Flagg

1 6-7 • 217 • So-1L
 Alvin, Texas



TJ Starks

2 6-2 • 196 • So-1L
 Dallas, Texas



ADMON Gilder

3 6-4 • 199 • Sr-3L
 Dallas, Texas



MARK French

4 5-8 • 160 • Jr-2L
 Plano, Texas



ZACH Walker

5 6-3 • 188 • Fr-HS
 Deer Park, Texas



EVERETT Vaughn

10 6-10 • 237 • Fr-HS
 Bellaire, Texas




WENDELL Mitchell

11 6-3 • 185 • Jr-TR
 Rockdale, Texas



CHRIS Collins

12 6-3 • 181 • Sr-3L
 Friendswood, Texas



BRANDON Mahan

13 6-5 • 200 • So-TR
 Birmingham, Ala.



JOHN Brown

20 6-10 • 226 • So-TR
 Magnolia, Texas




CHRISTIAN Mekowulu

21 6-8 • 245 • Sr-TR
 Lagos, Nigeria




FRANK Byers

22 5-10 • 180 • Sr-3L
 Dallas, Texas



JOHN Walker III

24 6-9 • 196 • Fr-RS
 Houston, Texas




LUKE McGhee

31 6-8 • 237 • Fr-Hs
 San Antonio, Texas



JOSH Nebo

32 6-9 • 244 • Jr-RS
 Houston, Texas



CAMERON Aio

33 5-9 • 174 • So-1L
 Houston, Texas



BILLY Kennedy

Head Coach

PRONUNCIATION GUIDE

Cameron ALO	al-O
SAVION Flagg	SAY-vee-on
ADMON Gilder	ADD-mon
Brandon MAHAN	MAY-han
Christian MEKOWULU	mek-oh-WUU-luu
WENDELL Mitchell	when-DELL
Josh NEBO	NEE-bow