



2018-19 AUBURN MEN'S BASKETBALL

SCHEDULE/RESULTS

| DATE | OPPONENT | TIME/RESULT |
|---------|-------------------------------|---------------|
| Nov. 6 | South Alabama (SECN) | W, 101-58 |
| Nov. 9 | #25 Washington (SECN) | W, 88-66 |
| Nov. 14 | Mississippi College (SEC+) | W, 103-52 |
| Nov. 19 | ! vs. Xavier (ESPN2) | W, 88-79 (OT) |
| Nov. 20 | ! vs. #1 Duke (ESPN) | L, 78-72 |
| Nov. 21 | ! vs. Arizona (ESPN2) | W, 73-57 |
| Nov. 28 | Saint Peter's (SEC+) | W, 99-49 |
| Dec. 4 | UNC Asheville (SECN) | W, 67-41 |
| Dec. 8 | Dayton (SECN) | 7:30 pm |
| Dec. 15 | @ vs. UAB (CBSSN) | 6:30 pm |
| Dec. 19 | at NC State (ESPN2) | 6:00 pm |
| Dec. 22 | Murray State (SECN) | 3:30 pm |
| Dec. 29 | North Florida (SEC+) | 4:00 pm |
| Jan. 9 | * at Ole Miss (ESPN2/U) | 6:00 pm |
| Jan. 12 | * Georgia (ESPN2/U) | 3:00 pm |
| Jan. 16 | * at Texas A&M (ESPN2/U) | 6:00 pm |
| Jan. 19 | * Kentucky (ESPN/2) | 3/5:00 pm |
| Jan. 22 | * at South Carolina (SECN) | 5:30 pm |
| Jan. 26 | * at Mississippi State (SECN) | 7:30 pm |
| Jan. 30 | * Missouri (SECN) | 7:30 pm |
| Feb. 2 | * Alabama (ESPN2/U) | 7:00 pm |
| Feb. 5 | * Florida (ESPN2/U) | 8:00 pm |
| Feb. 9 | * at LSU (ESPN2/U) | 1:00 pm |
| Feb. 13 | * Ole Miss (SECN) | 7:30 pm |
| Feb. 16 | * at Vanderbilt (ESPN2/U) | 11:00 am |
| Feb. 20 | * Arkansas (SECN) | 7:30 pm |
| Feb. 23 | * at Kentucky (CBS) | 12:30 pm |
| Feb. 27 | * at Georgia (ESPN2/U) | 8:00 pm |
| Mar. 2 | * Mississippi State (ESPN2/U) | 3:00 pm |
| Mar. 5 | * at Alabama (ESPN2/U/SECN) | 8:00 pm |
| Mar. 8 | * Tennessee (ESPN/2) | 11:00 am |

All times Central

! - Maui Invitational (Maui, Hawaii)

@ - Mike Slive Invitational (Birmingham, Ala./Legacy Arena)

MATCHUP



#8/9 Auburn Tigers (7-1, 0-0 SEC)

Head Coach: Bruce Pearl, 24th season (539-208), 5th season at AU (77-63)



Dayton Flyers (5-3, 0-0 A-10)

Head Coach: Anthony Grant, 11th season (212-130), 2nd season at UD (18-20)

Date / Time _____ Dec. 8, 2018 / 7:30 pm CT
 Site / Venue _____ Auburn, Ala. / Auburn Arena (9,121)
 TV _____ SEC Network
 PxB _____ Dave Neal
 Analyst _____ Pat Bradley
 Radio _____ AU Sports Network / 93.9 Tiger FM / TuneIn
 PxB _____ Rod Bramblett
 Analyst _____ Sonny Smith

Series History

| | |
|--------------|----------------------|
| Overall | Dayton leads 4-1 |
| In Auburn | First meeting |
| In Dayton | Tied 1-1 |
| Neutral Site | Dayton leads 3-0 |
| Last Meeting | AU, 73-60 (11/29/17) |
| Streak | AU W1 |

» Auburn plays the final game of a three-game homestand Tuesday night. The Tigers opened the homestand with a 99-49 victory over Saint Peter's on Nov. 28 and then took down UNC Asheville, 67-41, on Dec. 4. It is one of two three-game homestands for Auburn this season. The Tigers host Missouri on Wed., Jan. 30, Alabama on Sat., Feb. 2 and Florida on Tues., Feb. 5.

» Auburn is off to a 7-1 start for the second straight season after having just one 7-1 start in the previous 13 years. Last season, the Tigers extended their hot start to 16-1 after beginning 2016-17 with a 7-1 mark. In 2011-12, Auburn opened the season 8-1.

» Auburn ranks third in the country with a scoring margin of +26.4. The Tigers are second in the SEC and 19th in the nation with an average of 86.4 points per game. On the defensive end, Auburn is first in the SEC and 15th overall, allowing 60.0 points per contest.

» Auburn is the 13th-most efficient offensive team in the country with an average of 115.4 points per 100 possessions, according to KenPom. In addition, the Tigers are also the ninth-most efficient defensive team in the nation. Auburn allows just 91.3 points per 100 possessions. The Tigers tout the eighth-highest adjusted efficiency margin at +24.04.

» After being one of the youngest teams in the NCAA last year with one senior, Auburn boasts 13 upperclassmen and has 4,182 career points returning for the 2018-19 season - eighth-highest in the country.

» Auburn is one of just seven programs without a scholarship freshman on its roster, joining Alcorn State, Bethune-Cookman, Louisville, South Alabama, Tulsa and UT Martin.

PROBABLE AUBURN STARTERS

| Pos. | No. | Name | Ht. | Wt. | Cl. | Hometown (Last School) | PPG | RPG | APG | Blocks | Steals | FT% |
|------|-----|-------------------|------|-----|-----|---|------|-----|-----|--------|--------|------|
| G | 1 | Jared Harper | 5-11 | 175 | Jr. | Mableton, Ga. (Pebblebrook HS) | 13.9 | 3.1 | 6.8 | 0 | 9 | .882 |
| G | 2 | Bryce Brown | 6-3 | 198 | Sr. | Stone Mountain, Ga. (Tucker HS) | 16.0 | 2.9 | 2.6 | 2 | 10 | .682 |
| F | 5 | Chuma Okeke | 6-8 | 230 | So. | Atlanta, Ga. (Westlake HS) | 11.3 | 7.3 | 2.8 | 10 | 10 | .714 |
| G | 10 | Samir Doughty | 6-4 | 195 | Jr. | Philadelphia, Pa. (VCU) | 8.6 | 3.9 | 2.0 | 0 | 14 | .917 |
| F | 24 | Anfernee McLemore | 6-7 | 220 | Jr. | Warwick, Ga. (Worth County) | 7.3 | 5.5 | 0.3 | 16 | 10 | .563 |
| F | 0 | Horace Spencer | 6-8 | 225 | Sr. | Philadelphia, Pa. (Findlay Prep) | 4.4 | 5.6 | 0.8 | 5 | 7 | .538 |
| G/F | 4 | Malik Dunbar | 6-6 | 230 | Sr. | North Augusta, S.C. (Col. of Central Florida) | 9.9 | 4.5 | 0.8 | 2 | 10 | .667 |
| G | 12 | J'Von McCormick | 6-0 | 175 | Jr. | New Orleans, La. (Lee College) | 2.9 | 1.1 | 1.3 | 0 | 6 | .250 |
| C | 50 | Austin Wiley | 6-11 | 260 | Jr. | Hoover, Ala. (Calusa Prep) | 12.3 | 4.6 | 0.1 | 13 | 2 | .611 |

PROBABLE DAYTON STARTERS

| Pos. | No. | Name | Ht. | Wt. | Cl. | Hometown (Last School) | PPG | RPG | APG | Blocks | Steals | FT% |
|------|-----|-------------------|-----|-----|-------|--|------|-----|-----|--------|--------|------|
| F | 0 | Josh Cunningham | 6-8 | 239 | Sr. | Chicago, Ill. (Morgan Park HS) | 14.8 | 6.3 | 1.5 | 1 | 5 | .529 |
| G | 3 | Trey Landers | 6-5 | 221 | Jr. | Dayton, Ohio (Wayne HS) | 10.0 | 7.0 | 2.3 | 6 | 6 | .739 |
| G | 4 | Jordan Davis | 6-2 | 195 | So. | Irmo, S.C. (Dutch Fork HS) | 9.5 | 3.9 | 2.4 | 5 | 8 | .696 |
| G | 10 | Jalen Crutcher | 6-1 | 169 | So. | Memphis, Tenn. (Ridgeway HS) | 13.5 | 3.3 | 5.9 | 0 | 7 | .571 |
| F | 33 | Ryan Mikesell | 6-7 | 215 | R-Jr. | St. Henry, Ohio (St. Henry HS) | 9.8 | 4.9 | 1.5 | 2 | 5 | .786 |
| F | 1 | Obi Toppin | 6-9 | 220 | R-Fr. | Ossining, N.Y. (Mt. Zion Prep (Md.)) | 12.4 | 4.8 | 1.1 | 5 | 1 | .800 |
| F | 2 | Frankie Policelli | 6-8 | 215 | Fr. | New Hartford, N.Y. (Long Island Lutheran HS) | 1.0 | 0.5 | 2.5 | 0 | 1 | .000 |
| G | 23 | Jack Westerfield | 6-1 | 180 | Sr. | Cincinnati, Ohio (St. Xavier HS) | 1.5 | 0.5 | 0.0 | 0 | 0 | .000 |
| G | 35 | Dwayne Cohill | 6-2 | 176 | Fr. | Cleveland, Ohio (Holy Name HS) | 3.3 | 1.3 | 0.5 | 0 | 4 | .727 |

MEDIA SPOT CHART

(probable starters in orange)

|  | 0 | HORACE SPENCER | <table border="1"> <thead> <tr> <th></th> <th>GP-GS</th> <th>PPG</th> <th>RPG</th> <th>BPG</th> <th>FG%</th> <th>FT%</th> </tr> </thead> <tbody> <tr> <td>2018-19</td> <td>8-0</td> <td>4.4</td> <td>5.6</td> <td>0.6</td> <td>.389</td> <td>.538</td> </tr> <tr> <td>Career</td> <td>92-43</td> <td>4.8</td> <td>4.7</td> <td>1.5</td> <td>.474</td> <td>.573</td> </tr> </tbody> </table> | | GP-GS | PPG | RPG | BPG | FG% | FT% | 2018-19 | 8-0 | 4.4 | 5.6 | 0.6 | .389 | .538 | Career | 92-43 | 4.8 | 4.7 | 1.5 | .474 | .573 | <p>SR » F » 6-8 » 225 » Philadelphia, Pa. » Findlay Prep</p> <ul style="list-style-type: none"> • 10 offensive reb vs. Miss. College (1 shy of Auburn record) • T-5th with 141 career blocks (Chris Morris); Charles Barkley had 145 • LAST GAME: 4 pts, 2 ast, 1 blk, 2-2 FG in 11 min vs. UNC Asheville | <table border="1"> <thead> <tr> <th>Career-Highs</th> </tr> </thead> <tbody> <tr> <td>Pts _____ 14</td> </tr> <tr> <td>Reb _____ 17</td> </tr> <tr> <td>Ast _____ 3</td> </tr> <tr> <td>Blk _____ 7</td> </tr> <tr> <td>Min _____ 29</td> </tr> </tbody> </table> | Career-Highs | Pts _____ 14 | Reb _____ 17 | Ast _____ 3 | Blk _____ 7 | Min _____ 29 |
|--|-----------|--------------------------|---|-----|-------|------|-----|-----|-----|-----|---------|-----|------|-----|-----|------|------|--------|-------|------|-----|-----|------|------|--|--|--------------|-------------------|-------------------|------------------|------------------|--------------|
| | GP-GS | PPG | RPG | BPG | FG% | FT% | | | | | | | | | | | | | | | | | | | | | | | | | | |
| 2018-19 | 8-0 | 4.4 | 5.6 | 0.6 | .389 | .538 | | | | | | | | | | | | | | | | | | | | | | | | | | |
| Career | 92-43 | 4.8 | 4.7 | 1.5 | .474 | .573 | | | | | | | | | | | | | | | | | | | | | | | | | | |
| Career-Highs | | | | | | | | | | | | | | | | | | | | | | | | | | | | | | | | |
| Pts _____ 14 | | | | | | | | | | | | | | | | | | | | | | | | | | | | | | | | |
| Reb _____ 17 | | | | | | | | | | | | | | | | | | | | | | | | | | | | | | | | |
| Ast _____ 3 | | | | | | | | | | | | | | | | | | | | | | | | | | | | | | | | |
| Blk _____ 7 | | | | | | | | | | | | | | | | | | | | | | | | | | | | | | | | |
| Min _____ 29 | | | | | | | | | | | | | | | | | | | | | | | | | | | | | | | | |
|  | 1 | JARED HARPER | <table border="1"> <thead> <tr> <th></th> <th>GP-GS</th> <th>PPG</th> <th>RPG</th> <th>APG</th> <th>FG%</th> <th>FT%</th> </tr> </thead> <tbody> <tr> <td>2018-19</td> <td>8-8</td> <td>13.9</td> <td>3.1</td> <td>6.8</td> <td>.400</td> <td>.882</td> </tr> <tr> <td>Career</td> <td>74-72</td> <td>12.5</td> <td>2.3</td> <td>4.5</td> <td>.376</td> <td>.778</td> </tr> </tbody> </table> | | GP-GS | PPG | RPG | APG | FG% | FT% | 2018-19 | 8-8 | 13.9 | 3.1 | 6.8 | .400 | .882 | Career | 74-72 | 12.5 | 2.3 | 4.5 | .376 | .778 | <p>JR » G » 5-11 » 175 » Mableton, Ga. » Pebblebrook HS</p> <ul style="list-style-type: none"> • 23.5 ppg, 7.0 apg, 3.5 rpg, 44% FG, 47% 3-pt in Maui • Team has scored 130 points off assists from Harper • LAST GAME: 9 pts, 5 ast, 1 reb, 3-3 FT in 30 min vs. UNC Asheville | <table border="1"> <thead> <tr> <th>Career-Highs</th> </tr> </thead> <tbody> <tr> <td>Pts _____ 25</td> </tr> <tr> <td>Reb _____ 6 (3x)</td> </tr> <tr> <td>Ast _____ 14</td> </tr> <tr> <td>Stl _____ 4 (3x)</td> </tr> <tr> <td>Min _____ 43</td> </tr> </tbody> </table> | Career-Highs | Pts _____ 25 | Reb _____ 6 (3x) | Ast _____ 14 | Stl _____ 4 (3x) | Min _____ 43 |
| | GP-GS | PPG | RPG | APG | FG% | FT% | | | | | | | | | | | | | | | | | | | | | | | | | | |
| 2018-19 | 8-8 | 13.9 | 3.1 | 6.8 | .400 | .882 | | | | | | | | | | | | | | | | | | | | | | | | | | |
| Career | 74-72 | 12.5 | 2.3 | 4.5 | .376 | .778 | | | | | | | | | | | | | | | | | | | | | | | | | | |
| Career-Highs | | | | | | | | | | | | | | | | | | | | | | | | | | | | | | | | |
| Pts _____ 25 | | | | | | | | | | | | | | | | | | | | | | | | | | | | | | | | |
| Reb _____ 6 (3x) | | | | | | | | | | | | | | | | | | | | | | | | | | | | | | | | |
| Ast _____ 14 | | | | | | | | | | | | | | | | | | | | | | | | | | | | | | | | |
| Stl _____ 4 (3x) | | | | | | | | | | | | | | | | | | | | | | | | | | | | | | | | |
| Min _____ 43 | | | | | | | | | | | | | | | | | | | | | | | | | | | | | | | | |
|  | 2 | BRYCE BROWN | <table border="1"> <thead> <tr> <th></th> <th>GP-GS</th> <th>PPG</th> <th>RPG</th> <th>APG</th> <th>FG%</th> <th>FT%</th> </tr> </thead> <tbody> <tr> <td>2018-19</td> <td>8-9</td> <td>16.0</td> <td>2.9</td> <td>2.6</td> <td>.430</td> <td>.682</td> </tr> <tr> <td>Career</td> <td>99-65</td> <td>11.8</td> <td>2.0</td> <td>1.3</td> <td>.379</td> <td>.761</td> </tr> </tbody> </table> | | GP-GS | PPG | RPG | APG | FG% | FT% | 2018-19 | 8-9 | 16.0 | 2.9 | 2.6 | .430 | .682 | Career | 99-65 | 11.8 | 2.0 | 1.3 | .379 | .761 | <p>SR » G » 6-3 » 198 » Stone Mountain, Ga. » Tucker HS</p> <ul style="list-style-type: none"> • Broke Auburn record for 3s vs. AZ; has 268, Wesley Person had 262 • 17.4 ppg, 3.6 apg, 3.0 rpg, 17 3s in last 5 games • LAST GAME: 7 pts, 4 ast, 2 reb, 2 stl in 29 min vs. UNC Asheville | <table border="1"> <thead> <tr> <th>Career-Highs</th> </tr> </thead> <tbody> <tr> <td>Pts _____ 31</td> </tr> <tr> <td>Reb _____ 6</td> </tr> <tr> <td>Ast _____ 5 (5x)</td> </tr> <tr> <td>Stl _____ 3 (6x)</td> </tr> <tr> <td>Min _____ 43</td> </tr> </tbody> </table> | Career-Highs | Pts _____ 31 | Reb _____ 6 | Ast _____ 5 (5x) | Stl _____ 3 (6x) | Min _____ 43 |
| | GP-GS | PPG | RPG | APG | FG% | FT% | | | | | | | | | | | | | | | | | | | | | | | | | | |
| 2018-19 | 8-9 | 16.0 | 2.9 | 2.6 | .430 | .682 | | | | | | | | | | | | | | | | | | | | | | | | | | |
| Career | 99-65 | 11.8 | 2.0 | 1.3 | .379 | .761 | | | | | | | | | | | | | | | | | | | | | | | | | | |
| Career-Highs | | | | | | | | | | | | | | | | | | | | | | | | | | | | | | | | |
| Pts _____ 31 | | | | | | | | | | | | | | | | | | | | | | | | | | | | | | | | |
| Reb _____ 6 | | | | | | | | | | | | | | | | | | | | | | | | | | | | | | | | |
| Ast _____ 5 (5x) | | | | | | | | | | | | | | | | | | | | | | | | | | | | | | | | |
| Stl _____ 3 (6x) | | | | | | | | | | | | | | | | | | | | | | | | | | | | | | | | |
| Min _____ 43 | | | | | | | | | | | | | | | | | | | | | | | | | | | | | | | | |
|  | 3 | DANJEL PURIFOY | <table border="1"> <thead> <tr> <th></th> <th>GP-GS</th> <th>PPG</th> <th>RPG</th> <th>APG</th> <th>FG%</th> <th>FT%</th> </tr> </thead> <tbody> <tr> <td>2018-19</td> <td>-</td> <td>-</td> <td>-</td> <td>-</td> <td>-</td> <td>-</td> </tr> <tr> <td>Career</td> <td>29-25</td> <td>11.5</td> <td>4.7</td> <td>1.8</td> <td>.398</td> <td>.879</td> </tr> </tbody> </table> | | GP-GS | PPG | RPG | APG | FG% | FT% | 2018-19 | - | - | - | - | - | - | Career | 29-25 | 11.5 | 4.7 | 1.8 | .398 | .879 | <p>JR » F » 6-7 » 230 » Centreville, Ala. » Hargrave Military Academy</p> <ul style="list-style-type: none"> • Has not played this season • Led team with 88% shooting from the foul line in 2016-17 • LAST GAME: DNP vs. UNC Asheville | <table border="1"> <thead> <tr> <th>Career-Highs</th> </tr> </thead> <tbody> <tr> <td>Pts _____ 27 (2x)</td> </tr> <tr> <td>Reb _____ 15</td> </tr> <tr> <td>Ast _____ 9</td> </tr> <tr> <td>Stl _____ 3 (6x)</td> </tr> <tr> <td>Min _____ 39</td> </tr> </tbody> </table> | Career-Highs | Pts _____ 27 (2x) | Reb _____ 15 | Ast _____ 9 | Stl _____ 3 (6x) | Min _____ 39 |
| | GP-GS | PPG | RPG | APG | FG% | FT% | | | | | | | | | | | | | | | | | | | | | | | | | | |
| 2018-19 | - | - | - | - | - | - | | | | | | | | | | | | | | | | | | | | | | | | | | |
| Career | 29-25 | 11.5 | 4.7 | 1.8 | .398 | .879 | | | | | | | | | | | | | | | | | | | | | | | | | | |
| Career-Highs | | | | | | | | | | | | | | | | | | | | | | | | | | | | | | | | |
| Pts _____ 27 (2x) | | | | | | | | | | | | | | | | | | | | | | | | | | | | | | | | |
| Reb _____ 15 | | | | | | | | | | | | | | | | | | | | | | | | | | | | | | | | |
| Ast _____ 9 | | | | | | | | | | | | | | | | | | | | | | | | | | | | | | | | |
| Stl _____ 3 (6x) | | | | | | | | | | | | | | | | | | | | | | | | | | | | | | | | |
| Min _____ 39 | | | | | | | | | | | | | | | | | | | | | | | | | | | | | | | | |
|  | 4 | MALIK DUNBAR | <table border="1"> <thead> <tr> <th></th> <th>GP-GS</th> <th>PPG</th> <th>RPG</th> <th>APG</th> <th>FG%</th> <th>FT%</th> </tr> </thead> <tbody> <tr> <td>2018-19</td> <td>8-0</td> <td>9.9</td> <td>4.5</td> <td>0.8</td> <td>.536</td> <td>.667</td> </tr> <tr> <td>Career</td> <td>42-3</td> <td>6.3</td> <td>2.8</td> <td>0.3</td> <td>.448</td> <td>.600</td> </tr> </tbody> </table> | | GP-GS | PPG | RPG | APG | FG% | FT% | 2018-19 | 8-0 | 9.9 | 4.5 | 0.8 | .536 | .667 | Career | 42-3 | 6.3 | 2.8 | 0.3 | .448 | .600 | <p>SR » G/F » 6-6 » 230 » North Augusta, S.C. » Col. of Central Florida</p> <ul style="list-style-type: none"> • 11.2 ppg, 5.4 rpg, 51% FG, 43% 3-pt in home games this season • Team is 7-0 when he scores in double figures in his career • LAST GAME: 8 pts, 7 reb, 5 stl, 3-4 FG in 25 min vs. UNC Asheville | <table border="1"> <thead> <tr> <th>Career-Highs</th> </tr> </thead> <tbody> <tr> <td>Pts _____ 16</td> </tr> <tr> <td>Reb _____ 8</td> </tr> <tr> <td>Ast _____ 2 (2x)</td> </tr> <tr> <td>Stl _____ 5</td> </tr> <tr> <td>Min _____ 26</td> </tr> </tbody> </table> | Career-Highs | Pts _____ 16 | Reb _____ 8 | Ast _____ 2 (2x) | Stl _____ 5 | Min _____ 26 |
| | GP-GS | PPG | RPG | APG | FG% | FT% | | | | | | | | | | | | | | | | | | | | | | | | | | |
| 2018-19 | 8-0 | 9.9 | 4.5 | 0.8 | .536 | .667 | | | | | | | | | | | | | | | | | | | | | | | | | | |
| Career | 42-3 | 6.3 | 2.8 | 0.3 | .448 | .600 | | | | | | | | | | | | | | | | | | | | | | | | | | |
| Career-Highs | | | | | | | | | | | | | | | | | | | | | | | | | | | | | | | | |
| Pts _____ 16 | | | | | | | | | | | | | | | | | | | | | | | | | | | | | | | | |
| Reb _____ 8 | | | | | | | | | | | | | | | | | | | | | | | | | | | | | | | | |
| Ast _____ 2 (2x) | | | | | | | | | | | | | | | | | | | | | | | | | | | | | | | | |
| Stl _____ 5 | | | | | | | | | | | | | | | | | | | | | | | | | | | | | | | | |
| Min _____ 26 | | | | | | | | | | | | | | | | | | | | | | | | | | | | | | | | |
|  | 5 | CHUMA OKEKE | <table border="1"> <thead> <tr> <th></th> <th>GP-GS</th> <th>PPG</th> <th>RPG</th> <th>APG</th> <th>FG%</th> <th>FT%</th> </tr> </thead> <tbody> <tr> <td>2018-19</td> <td>8-8</td> <td>11.3</td> <td>7.3</td> <td>2.8</td> <td>.557</td> <td>.714</td> </tr> <tr> <td>Career</td> <td>42-8</td> <td>8.2</td> <td>6.1</td> <td>1.4</td> <td>.481</td> <td>.681</td> </tr> </tbody> </table> | | GP-GS | PPG | RPG | APG | FG% | FT% | 2018-19 | 8-8 | 11.3 | 7.3 | 2.8 | .557 | .714 | Career | 42-8 | 8.2 | 6.1 | 1.4 | .481 | .681 | <p>SO » F » 6-8 » 230 » Atlanta, Ga. » Westlake HS</p> <ul style="list-style-type: none"> • 12.2 ppg, 7.8 rpg, 63% FG, 69% 3-pt, 86% FT in home games in 18-19 • Team is 4-0 when he makes 3+ 3s in a game in his career • LAST GAME: 7 pts, 7 reb, 5 ast, 2 blk in 25 min vs. UNC Asheville | <table border="1"> <thead> <tr> <th>Career-Highs</th> </tr> </thead> <tbody> <tr> <td>Pts _____ 20</td> </tr> <tr> <td>Reb _____ 10 (5x)</td> </tr> <tr> <td>Ast _____ 5 (2x)</td> </tr> <tr> <td>Blk _____ 3 (2x)</td> </tr> <tr> <td>Min _____ 34</td> </tr> </tbody> </table> | Career-Highs | Pts _____ 20 | Reb _____ 10 (5x) | Ast _____ 5 (2x) | Blk _____ 3 (2x) | Min _____ 34 |
| | GP-GS | PPG | RPG | APG | FG% | FT% | | | | | | | | | | | | | | | | | | | | | | | | | | |
| 2018-19 | 8-8 | 11.3 | 7.3 | 2.8 | .557 | .714 | | | | | | | | | | | | | | | | | | | | | | | | | | |
| Career | 42-8 | 8.2 | 6.1 | 1.4 | .481 | .681 | | | | | | | | | | | | | | | | | | | | | | | | | | |
| Career-Highs | | | | | | | | | | | | | | | | | | | | | | | | | | | | | | | | |
| Pts _____ 20 | | | | | | | | | | | | | | | | | | | | | | | | | | | | | | | | |
| Reb _____ 10 (5x) | | | | | | | | | | | | | | | | | | | | | | | | | | | | | | | | |
| Ast _____ 5 (2x) | | | | | | | | | | | | | | | | | | | | | | | | | | | | | | | | |
| Blk _____ 3 (2x) | | | | | | | | | | | | | | | | | | | | | | | | | | | | | | | | |
| Min _____ 34 | | | | | | | | | | | | | | | | | | | | | | | | | | | | | | | | |
|  | 10 | SAMIR DOUGHTY | <table border="1"> <thead> <tr> <th></th> <th>GP-GS</th> <th>PPG</th> <th>RPG</th> <th>APG</th> <th>FG%</th> <th>FT%</th> </tr> </thead> <tbody> <tr> <td>2018-19</td> <td>8-8</td> <td>8.6</td> <td>3.9</td> <td>2.0</td> <td>.490</td> <td>.917</td> </tr> <tr> <td>Career</td> <td>43-23</td> <td>8.9</td> <td>3.7</td> <td>2.1</td> <td>.422</td> <td>.780</td> </tr> </tbody> </table> | | GP-GS | PPG | RPG | APG | FG% | FT% | 2018-19 | 8-8 | 8.6 | 3.9 | 2.0 | .490 | .917 | Career | 43-23 | 8.9 | 3.7 | 2.1 | .422 | .780 | <p>JR » G » 6-4 » 195 » Philadelphia, Pa. » VCU</p> <ul style="list-style-type: none"> • 12.- ppg, 4.4 rpg, 2.0 spg, 58% FG in home games this season • Team-high 14 steals in opening 8 games of season • LAST GAME: 13 pts, 6 reb, 2 ast, 2 stl in 25 min vs. UNC Asheville | <table border="1"> <thead> <tr> <th>Career-Highs</th> </tr> </thead> <tbody> <tr> <td>Pts _____ 23</td> </tr> <tr> <td>Reb _____ 8 (2x)</td> </tr> <tr> <td>Ast _____ 10</td> </tr> <tr> <td>Stl _____ 4</td> </tr> <tr> <td>Min _____ 34</td> </tr> </tbody> </table> | Career-Highs | Pts _____ 23 | Reb _____ 8 (2x) | Ast _____ 10 | Stl _____ 4 | Min _____ 34 |
| | GP-GS | PPG | RPG | APG | FG% | FT% | | | | | | | | | | | | | | | | | | | | | | | | | | |
| 2018-19 | 8-8 | 8.6 | 3.9 | 2.0 | .490 | .917 | | | | | | | | | | | | | | | | | | | | | | | | | | |
| Career | 43-23 | 8.9 | 3.7 | 2.1 | .422 | .780 | | | | | | | | | | | | | | | | | | | | | | | | | | |
| Career-Highs | | | | | | | | | | | | | | | | | | | | | | | | | | | | | | | | |
| Pts _____ 23 | | | | | | | | | | | | | | | | | | | | | | | | | | | | | | | | |
| Reb _____ 8 (2x) | | | | | | | | | | | | | | | | | | | | | | | | | | | | | | | | |
| Ast _____ 10 | | | | | | | | | | | | | | | | | | | | | | | | | | | | | | | | |
| Stl _____ 4 | | | | | | | | | | | | | | | | | | | | | | | | | | | | | | | | |
| Min _____ 34 | | | | | | | | | | | | | | | | | | | | | | | | | | | | | | | | |
|  | 12 | J'VON MCCORMICK | <table border="1"> <thead> <tr> <th></th> <th>GP-GS</th> <th>PPG</th> <th>RPG</th> <th>APG</th> <th>FG%</th> <th>FT%</th> </tr> </thead> <tbody> <tr> <td>2018-19</td> <td>7-0</td> <td>2.9</td> <td>1.1</td> <td>1.3</td> <td>.500</td> <td>.250</td> </tr> <tr> <td>Career</td> <td>7-0</td> <td>2.9</td> <td>1.1</td> <td>1.3</td> <td>.500</td> <td>.250</td> </tr> </tbody> </table> | | GP-GS | PPG | RPG | APG | FG% | FT% | 2018-19 | 7-0 | 2.9 | 1.1 | 1.3 | .500 | .250 | Career | 7-0 | 2.9 | 1.1 | 1.3 | .500 | .250 | <p>JR » G » 6-0 » 175 » New Orleans, La. » Lee College</p> <ul style="list-style-type: none"> • Career-highs in pts (7), reb (4), stl (3) and min (22) vs. Miss College • Known as quick floor general with ability to take it to the rack • LAST GAME: DNP vs. UNC Asheville | <table border="1"> <thead> <tr> <th>Career-Highs</th> </tr> </thead> <tbody> <tr> <td>Pts _____ 7</td> </tr> <tr> <td>Reb _____ 4</td> </tr> <tr> <td>Ast _____ 2 (3x)</td> </tr> <tr> <td>Stl _____ 3</td> </tr> <tr> <td>Min _____ 22</td> </tr> </tbody> </table> | Career-Highs | Pts _____ 7 | Reb _____ 4 | Ast _____ 2 (3x) | Stl _____ 3 | Min _____ 22 |
| | GP-GS | PPG | RPG | APG | FG% | FT% | | | | | | | | | | | | | | | | | | | | | | | | | | |
| 2018-19 | 7-0 | 2.9 | 1.1 | 1.3 | .500 | .250 | | | | | | | | | | | | | | | | | | | | | | | | | | |
| Career | 7-0 | 2.9 | 1.1 | 1.3 | .500 | .250 | | | | | | | | | | | | | | | | | | | | | | | | | | |
| Career-Highs | | | | | | | | | | | | | | | | | | | | | | | | | | | | | | | | |
| Pts _____ 7 | | | | | | | | | | | | | | | | | | | | | | | | | | | | | | | | |
| Reb _____ 4 | | | | | | | | | | | | | | | | | | | | | | | | | | | | | | | | |
| Ast _____ 2 (3x) | | | | | | | | | | | | | | | | | | | | | | | | | | | | | | | | |
| Stl _____ 3 | | | | | | | | | | | | | | | | | | | | | | | | | | | | | | | | |
| Min _____ 22 | | | | | | | | | | | | | | | | | | | | | | | | | | | | | | | | |
|  | 20 | MYLES PARKER | <table border="1"> <thead> <tr> <th></th> <th>GP-GS</th> <th>PPG</th> <th>RPG</th> <th>APG</th> <th>FG%</th> <th>FT%</th> </tr> </thead> <tbody> <tr> <td>2018-19</td> <td>5-0</td> <td>0.6</td> <td>0.0</td> <td>0.0</td> <td>.111</td> <td>.333</td> </tr> <tr> <td>Career</td> <td>5-0</td> <td>0.6</td> <td>0.0</td> <td>0.0</td> <td>.111</td> <td>.333</td> </tr> </tbody> </table> | | GP-GS | PPG | RPG | APG | FG% | FT% | 2018-19 | 5-0 | 0.6 | 0.0 | 0.0 | .111 | .333 | Career | 5-0 | 0.6 | 0.0 | 0.0 | .111 | .333 | <p>FR » F » 6-8 » 200 » Madison, Ala. » Madison Academy</p> <ul style="list-style-type: none"> • Made first appearance in Auburn uniform vs. South Alabama • Lengthy forward with potential to contribute early in career • LAST GAME: 6 min vs. UNC Asheville | <table border="1"> <thead> <tr> <th>Career-Highs</th> </tr> </thead> <tbody> <tr> <td>Pts _____ 2</td> </tr> <tr> <td>Reb _____ 0</td> </tr> <tr> <td>Ast _____ 0</td> </tr> <tr> <td>Stl _____ 1</td> </tr> <tr> <td>Min _____ 6</td> </tr> </tbody> </table> | Career-Highs | Pts _____ 2 | Reb _____ 0 | Ast _____ 0 | Stl _____ 1 | Min _____ 6 |
| | GP-GS | PPG | RPG | APG | FG% | FT% | | | | | | | | | | | | | | | | | | | | | | | | | | |
| 2018-19 | 5-0 | 0.6 | 0.0 | 0.0 | .111 | .333 | | | | | | | | | | | | | | | | | | | | | | | | | | |
| Career | 5-0 | 0.6 | 0.0 | 0.0 | .111 | .333 | | | | | | | | | | | | | | | | | | | | | | | | | | |
| Career-Highs | | | | | | | | | | | | | | | | | | | | | | | | | | | | | | | | |
| Pts _____ 2 | | | | | | | | | | | | | | | | | | | | | | | | | | | | | | | | |
| Reb _____ 0 | | | | | | | | | | | | | | | | | | | | | | | | | | | | | | | | |
| Ast _____ 0 | | | | | | | | | | | | | | | | | | | | | | | | | | | | | | | | |
| Stl _____ 1 | | | | | | | | | | | | | | | | | | | | | | | | | | | | | | | | |
| Min _____ 6 | | | | | | | | | | | | | | | | | | | | | | | | | | | | | | | | |
|  | 22 | WILL MACOY | <table border="1"> <thead> <tr> <th></th> <th>GP-GS</th> <th>PPG</th> <th>RPG</th> <th>APG</th> <th>FG%</th> <th>FT%</th> </tr> </thead> <tbody> <tr> <td>2018-19</td> <td>5-0</td> <td>0.6</td> <td>0.0</td> <td>0.0</td> <td>.000</td> <td>.600</td> </tr> <tr> <td>Career</td> <td>19-0</td> <td>0.7</td> <td>0.2</td> <td>0.0</td> <td>.200</td> <td>.556</td> </tr> </tbody> </table> | | GP-GS | PPG | RPG | APG | FG% | FT% | 2018-19 | 5-0 | 0.6 | 0.0 | 0.0 | .000 | .600 | Career | 19-0 | 0.7 | 0.2 | 0.0 | .200 | .556 | <p>JR » G » 6-4 » 200 » Birmingham, Ala. » Vestavia Hills HS</p> <ul style="list-style-type: none"> • Walk-on with loads of athleticism, primarily practice squad player • Played in 19 career games • LAST GAME: 1 blk in 3 min vs. UNC Asheville | <table border="1"> <thead> <tr> <th>Career-Highs</th> </tr> </thead> <tbody> <tr> <td>Pts _____ 8</td> </tr> <tr> <td>Reb _____ 1 (3x)</td> </tr> <tr> <td>Ast _____ 0</td> </tr> <tr> <td>Stl _____ 1 (2x)</td> </tr> <tr> <td>Min _____ 5</td> </tr> </tbody> </table> | Career-Highs | Pts _____ 8 | Reb _____ 1 (3x) | Ast _____ 0 | Stl _____ 1 (2x) | Min _____ 5 |
| | GP-GS | PPG | RPG | APG | FG% | FT% | | | | | | | | | | | | | | | | | | | | | | | | | | |
| 2018-19 | 5-0 | 0.6 | 0.0 | 0.0 | .000 | .600 | | | | | | | | | | | | | | | | | | | | | | | | | | |
| Career | 19-0 | 0.7 | 0.2 | 0.0 | .200 | .556 | | | | | | | | | | | | | | | | | | | | | | | | | | |
| Career-Highs | | | | | | | | | | | | | | | | | | | | | | | | | | | | | | | | |
| Pts _____ 8 | | | | | | | | | | | | | | | | | | | | | | | | | | | | | | | | |
| Reb _____ 1 (3x) | | | | | | | | | | | | | | | | | | | | | | | | | | | | | | | | |
| Ast _____ 0 | | | | | | | | | | | | | | | | | | | | | | | | | | | | | | | | |
| Stl _____ 1 (2x) | | | | | | | | | | | | | | | | | | | | | | | | | | | | | | | | |
| Min _____ 5 | | | | | | | | | | | | | | | | | | | | | | | | | | | | | | | | |
|  | 24 | ANFERNEE MCLEMORE | <table border="1"> <thead> <tr> <th></th> <th>GP-GS</th> <th>PPG</th> <th>RPG</th> <th>BPG</th> <th>FG%</th> <th>FT%</th> </tr> </thead> <tbody> <tr> <td>2018-19</td> <td>8-8</td> <td>7.3</td> <td>5.5</td> <td>2.0</td> <td>.407</td> <td>.563</td> </tr> <tr> <td>Career</td> <td>67-30</td> <td>6.5</td> <td>4.9</td> <td>1.9</td> <td>.561</td> <td>.648</td> </tr> </tbody> </table> | | GP-GS | PPG | RPG | BPG | FG% | FT% | 2018-19 | 8-8 | 7.3 | 5.5 | 2.0 | .407 | .563 | Career | 67-30 | 6.5 | 4.9 | 1.9 | .561 | .648 | <p>JR » F » 6-7 » 220 » Warwick, Ga. » Worth County HS</p> <ul style="list-style-type: none"> • Returned to court for first time since season-ending injury Feb. 17 • 7th on career block list with 126; 6th has 133 blk (Pat Burke) • LAST GAME: 5 pts, 3 blk, 3 stl, 2 reb in 19 min vs. UNC Asheville | <table border="1"> <thead> <tr> <th>Career-Highs</th> </tr> </thead> <tbody> <tr> <td>Pts _____ 19 (3x)</td> </tr> <tr> <td>Reb _____ 13</td> </tr> <tr> <td>Ast _____ 2 (3x)</td> </tr> <tr> <td>Blk _____ 6</td> </tr> <tr> <td>Min _____ 30</td> </tr> </tbody> </table> | Career-Highs | Pts _____ 19 (3x) | Reb _____ 13 | Ast _____ 2 (3x) | Blk _____ 6 | Min _____ 30 |
| | GP-GS | PPG | RPG | BPG | FG% | FT% | | | | | | | | | | | | | | | | | | | | | | | | | | |
| 2018-19 | 8-8 | 7.3 | 5.5 | 2.0 | .407 | .563 | | | | | | | | | | | | | | | | | | | | | | | | | | |
| Career | 67-30 | 6.5 | 4.9 | 1.9 | .561 | .648 | | | | | | | | | | | | | | | | | | | | | | | | | | |
| Career-Highs | | | | | | | | | | | | | | | | | | | | | | | | | | | | | | | | |
| Pts _____ 19 (3x) | | | | | | | | | | | | | | | | | | | | | | | | | | | | | | | | |
| Reb _____ 13 | | | | | | | | | | | | | | | | | | | | | | | | | | | | | | | | |
| Ast _____ 2 (3x) | | | | | | | | | | | | | | | | | | | | | | | | | | | | | | | | |
| Blk _____ 6 | | | | | | | | | | | | | | | | | | | | | | | | | | | | | | | | |
| Min _____ 30 | | | | | | | | | | | | | | | | | | | | | | | | | | | | | | | | |
|  | 41 | COLE BLACKSTOCK | <table border="1"> <thead> <tr> <th></th> <th>GP-GS</th> <th>PPG</th> <th>RPG</th> <th>BPG</th> <th>FG%</th> <th>FT%</th> </tr> </thead> <tbody> <tr> <td>2018-19</td> <td>5-0</td> <td>0.2</td> <td>0.8</td> <td>0.2</td> <td>.000</td> <td>.500</td> </tr> <tr> <td>Career</td> <td>26-0</td> <td>0.4</td> <td>0.4</td> <td>0.1</td> <td>.333</td> <td>.889</td> </tr> </tbody> </table> | | GP-GS | PPG | RPG | BPG | FG% | FT% | 2018-19 | 5-0 | 0.2 | 0.8 | 0.2 | .000 | .500 | Career | 26-0 | 0.4 | 0.4 | 0.1 | .333 | .889 | <p>SR » F » 6-9 » 260 » Killen, Ala. » Brooks HS</p> <ul style="list-style-type: none"> • Walk-on who primarily competes as practice squad player • Appeared in 26 career games • LAST GAME: 2 min vs. UNC Asheville | <table border="1"> <thead> <tr> <th>Career-Highs</th> </tr> </thead> <tbody> <tr> <td>Pts _____ 3</td> </tr> <tr> <td>Reb _____ 2 (3x)</td> </tr> <tr> <td>Ast _____ 0</td> </tr> <tr> <td>Blk _____ 1 (2x)</td> </tr> <tr> <td>Min _____ 5</td> </tr> </tbody> </table> | Career-Highs | Pts _____ 3 | Reb _____ 2 (3x) | Ast _____ 0 | Blk _____ 1 (2x) | Min _____ 5 |
| | GP-GS | PPG | RPG | BPG | FG% | FT% | | | | | | | | | | | | | | | | | | | | | | | | | | |
| 2018-19 | 5-0 | 0.2 | 0.8 | 0.2 | .000 | .500 | | | | | | | | | | | | | | | | | | | | | | | | | | |
| Career | 26-0 | 0.4 | 0.4 | 0.1 | .333 | .889 | | | | | | | | | | | | | | | | | | | | | | | | | | |
| Career-Highs | | | | | | | | | | | | | | | | | | | | | | | | | | | | | | | | |
| Pts _____ 3 | | | | | | | | | | | | | | | | | | | | | | | | | | | | | | | | |
| Reb _____ 2 (3x) | | | | | | | | | | | | | | | | | | | | | | | | | | | | | | | | |
| Ast _____ 0 | | | | | | | | | | | | | | | | | | | | | | | | | | | | | | | | |
| Blk _____ 1 (2x) | | | | | | | | | | | | | | | | | | | | | | | | | | | | | | | | |
| Min _____ 5 | | | | | | | | | | | | | | | | | | | | | | | | | | | | | | | | |
|  | 50 | AUSTIN WILEY | <table border="1"> <thead> <tr> <th></th> <th>GP-GS</th> <th>PPG</th> <th>RPG</th> <th>BPG</th> <th>FG%</th> <th>FT%</th> </tr> </thead> <tbody> <tr> <td>2018-19</td> <td>7-0</td> <td>12.3</td> <td>4.6</td> <td>1.9</td> <td>.640</td> <td>.611</td> </tr> <tr> <td>Career</td> <td>30-22</td> <td>9.6</td> <td>4.7</td> <td>1.5</td> <td>.600</td> <td>.520</td> </tr> </tbody> </table> | | GP-GS | PPG | RPG | BPG | FG% | FT% | 2018-19 | 7-0 | 12.3 | 4.6 | 1.9 | .640 | .611 | Career | 30-22 | 9.6 | 4.7 | 1.5 | .600 | .520 | <p>JR » C » 6-11 » 260 » Hoover, Ala. » Calusa Prep</p> <ul style="list-style-type: none"> • 12.6 ppg, 12 blk, 64% FG in last 5 games • Team is 3-1 in his career when he has 8+ FT att. • LAST GAME: 14 pts, 5 blk, 4 reb, 5-7 FG in 18 min vs. UNC Asheville | <table border="1"> <thead> <tr> <th>Career-Highs</th> </tr> </thead> <tbody> <tr> <td>Pts _____ 25</td> </tr> <tr> <td>Reb _____ 11</td> </tr> <tr> <td>Ast _____ 1 (6x)</td> </tr> <tr> <td>Blk _____ 5</td> </tr> <tr> <td>Min _____ 26</td> </tr> </tbody> </table> | Career-Highs | Pts _____ 25 | Reb _____ 11 | Ast _____ 1 (6x) | Blk _____ 5 | Min _____ 26 |
| | GP-GS | PPG | RPG | BPG | FG% | FT% | | | | | | | | | | | | | | | | | | | | | | | | | | |
| 2018-19 | 7-0 | 12.3 | 4.6 | 1.9 | .640 | .611 | | | | | | | | | | | | | | | | | | | | | | | | | | |
| Career | 30-22 | 9.6 | 4.7 | 1.5 | .600 | .520 | | | | | | | | | | | | | | | | | | | | | | | | | | |
| Career-Highs | | | | | | | | | | | | | | | | | | | | | | | | | | | | | | | | |
| Pts _____ 25 | | | | | | | | | | | | | | | | | | | | | | | | | | | | | | | | |
| Reb _____ 11 | | | | | | | | | | | | | | | | | | | | | | | | | | | | | | | | |
| Ast _____ 1 (6x) | | | | | | | | | | | | | | | | | | | | | | | | | | | | | | | | |
| Blk _____ 5 | | | | | | | | | | | | | | | | | | | | | | | | | | | | | | | | |
| Min _____ 26 | | | | | | | | | | | | | | | | | | | | | | | | | | | | | | | | |

2018-19 NUMERICAL ROSTER

| No. | Name | Pos. | Ht. | Wt. | Cl. | Hometown (Last School) |
|-----|-------------------|------|------|-----|-----|--|
| 0 | Horace Spencer | F | 6-8 | 225 | Sr. | Philadelphia, Pa. (Findlay Prep) |
| 1 | Jared Harper | G | 6-0 | 175 | Jr. | Mableton, Ga. (Pebblebrook) |
| 2 | Bryce Brown | G | 6-3 | 198 | Sr. | Stone Mountain, Ga. (Tucker) |
| 3 | Danjel Purifoy | F | 6-7 | 230 | Jr. | Centreville, Ala. (Hargrave Military Academy) |
| 4 | Malik Dunbar | G/F | 6-6 | 230 | Sr. | North Augusta, S.C. (College of Central Florida) |
| 5 | Chuma Okeke | F | 6-8 | 230 | So. | Atlanta, Ga. (Westlake) |
| 10 | Samir Doughty | G | 6-4 | 195 | Jr. | Philadelphia, Pa. (VCU) |
| 12 | J'Von McCormick | G | 6-0 | 175 | Jr. | New Orleans, La. (Lee College) |
| 14 | Preston Cook | G | 6-4 | 190 | Fr. | Auburn, Ala. (Auburn) |
| 20 | Myles Parker | F | 6-8 | 200 | Fr. | Madison, Ala. (Madison Academy) |
| 21 | Devontae Williams | G | 6-5 | 215 | Jr. | Opp, Ala. (Opp) |
| 22 | Will Macoy | G | 6-4 | 200 | Jr. | Birmingham, Ala. (Vestavia Hills) |
| 23 | Jamal Johnson* | G | 6-4 | 185 | So. | Birmingham, Ala. (Memphis) |
| 24 | Anfernee McLemore | F | 6-7 | 220 | Jr. | Warwick, Ga. (Worth County) |
| 33 | Chase Maasdorp | G | 6-0 | 170 | Fr. | Lakewood Ranch, Fla. (The Out-of-Door Academy) |
| 41 | Cole Blackstock | F | 6-9 | 260 | Sr. | Killen, Ala. (Brooks) |
| 50 | Austin Wiley | C | 6-11 | 260 | Jr. | Hoover, Ala. (Calusa Prep) |
| 54 | Thomas Collier | F | 6-9 | 215 | Jr. | Birmingham, Ala. (Briarwood Christian) |

* will redshirt 2018-19 season after transferring and have three years of eligibility remaining

- Head Coach:** Bruce Pearl (5th season)
- Assistant Coach:** Ira Bowman (1st season)
- Assistant Coach:** Wes Flanigan (1st season)
- Assistant Coach:** Steven Pearl (5th season)
- Director of Operations:** Chad Prewett (4th season)
- Assistant Director of Operations:** Mike Burgomaster (3rd season)
- Athletic Trainer:** Clark Pearson (10th season)
- Strength & Conditioning Coach:** Damon Davis (10th season)
- Video Coordinator:** Ian Borders (1st season)

2018-19 ALPHABETICAL ROSTER

| No. | Name | Pos. | Ht. | Wt. | Cl. | Hometown (Last School) |
|-----|-------------------|------|------|-----|-----|--|
| 41 | Cole Blackstock | F | 6-9 | 260 | Sr. | Killen, Ala. (Brooks) |
| 2 | Bryce Brown | G | 6-3 | 198 | Sr. | Stone Mountain, Ga. (Tucker) |
| 54 | Thomas Collier | F | 6-9 | 215 | Jr. | Birmingham, Ala. (Briarwood Christian) |
| 14 | Preston Cook | G | 6-4 | 190 | Fr. | Auburn, Ala. (Auburn) |
| 10 | Samir Doughty | G | 6-4 | 195 | Jr. | Philadelphia, Pa. (VCU) |
| 4 | Malik Dunbar | G/F | 6-6 | 230 | Sr. | North Augusta, S.C. (College of Central Florida) |
| 1 | Jared Harper | G | 6-0 | 175 | Jr. | Mableton, Ga. (Pebblebrook) |
| 23 | Jamal Johnson* | G | 6-4 | 185 | So. | Birmingham, Ala. (Memphis) |
| 22 | Will Macoy | G | 6-4 | 200 | Jr. | Birmingham, Ala. (Vestavia Hills) |
| 33 | Chase Maasdorp | G | 6-0 | 170 | Fr. | Lakewood Ranch, Fla. (The Out-of-Door Academy) |
| 12 | J'Von McCormick | G | 6-0 | 175 | Jr. | New Orleans, La. (Lee College) |
| 24 | Anfernee McLemore | F | 6-7 | 220 | Jr. | Warwick, Ga. (Worth County) |
| 0 | Horace Spencer | F | 6-8 | 225 | Sr. | Philadelphia, Pa. (Findlay Prep) |
| 5 | Chuma Okeke | F | 6-8 | 230 | So. | Atlanta, Ga. (Westlake) |
| 20 | Myles Parker | F | 6-8 | 200 | Fr. | Madison, Ala. (Madison Academy) |
| 3 | Danjel Purifoy | F | 6-7 | 230 | Jr. | Centreville, Ala. (Hargrave Military Academy) |
| 50 | Austin Wiley | C | 6-11 | 260 | Jr. | Hoover, Ala. (Calusa Prep) |
| 21 | Devontae Williams | G | 6-5 | 215 | Jr. | Opp, Ala. (Opp) |

ROSTER BY CLASS

- Freshmen (3)**
Preston Cook, Chase Maasdorp, Myles Parker
- Sophomores (2)**
Jamal Johnson, Chuma Okeke
- Juniors (9)**
Thomas Collier, Samir Doughty, Jared Harper, Will Macoy, J'Von McCormick, Anfernee McLemore, Danjel Purifoy, Austin Wiley, Devontae Williams
- Seniors (4)**
Cole Blackstock, Bryce Brown, Malik Dunbar, Horace Spencer

PRONUNCIATION GUIDE

- SAMIR DOUGHTY** SAH-meer DOW-tee
- MALIK** Dunbar Muh-LEEK
- J'VON** McCormick JAY-vahn
- ANFERNEE** McLemore ANN-fur-knee
- CHUMA OKEKE** CHOO-muh oh-KEE-KEE
- DANJEL PURIFOY** DAN-jel PURE-a-foy
- HORACE** Spencer HOR-us
- MAASDORP** CHASE MAAHS-doorp

QUICK FACTS

UNIVERSITY INFORMATION

Location _____ Auburn, Ala.
 Founded _____ 1856
 Enrollment _____ 25,469
 Nickname _____ Tigers
 Colors _____ Burnt Orange and Navy Blue
 Conference _____ Southeastern (SEC)

ADMINISTRATION

President _____ Dr. Steven Leath
 Director of Athletics _____ Allen Greene
 Athletics Phone _____ 855-282-2010

BASKETBALL STAFF INFORMATION

Head Coach _____ Bruce Pearl
 Alma Mater _____ Boston College '82
 Career Record _____ 539-207 (.723)
 Seasons _____ 24th
 Record at Auburn _____ 77-62 (.554)
 Seasons _____ 5th
 Assistant Coach _____ Ira Bowman
 Alma Mater _____ Penn '96
 Assistant Coach _____ Wes Flanigan
 Alma Mater _____ Auburn '97
 Assistant Coach _____ Steven Pearl
 Alma Mater _____ Tennessee '10
 Director of Operations _____ Chad Prewett
 Alma Mater _____ Troy State '94
 Assistant Director of Ops _____ Mike Burgomaster
 Alma Mater _____ Miami '16
 Athletic Trainer _____ Clark Pearson
 Alma Mater _____ Kentucky '96
 Strength & Conditioning Coach _____ Damon Davis
 Alma Mater _____ Western Illinois '03
 Video Coordinator _____ Ian Borders
 Alma Mater _____ Louisville '07

PROGRAM INFORMATION

First Year of Basketball _____ 1905-06
 All-Time Record _____ 1326-1180-1 (.529)
 All-Time SEC Record _____ 599-735 (.449)
 SEC Championships _____ 3 (1960, 1999, 2018)
 SEC Tournament Titles _____ 1 (1985)
 NCAA Tournament Appearances _____ 9
 NCAA Tournament Record _____ 13-9
 All-Americans _____ 13
 All-SEC Selections _____ 91

TEAM INFORMATION

2017-18 Record _____ 26-8
 SEC Record / Finish _____ 13-5 / 1st
 Home / Away / Neutral _____ 15-1 / 7-4 / 4-3
 Associated Press Final Ranking _____ 19
 USA Today Final Ranking _____ 23
 Letterwinners Returning / Lost _____ 11 / 4
 Starters Returning / Lost _____ 3 / 2
 Newcomers _____ 2

ATHLETICS COMMUNICATIONS

Associate AD _____ Kirk Sampson
 Assistant Director (MBB Contact) _____ Cody Voga
 Cell _____ 334-750-9023
 Email _____ voga@auburn.edu

SOCIAL MEDIA

Instagram _____ @AuburnMBB / @AuburnTigers
 Twitter _____ @AuburnMBB / @AuburnTigers
 Facebook _____ @AuburnMBB / @AuburnTigers
 Hashtags _____ #WarEagle / #UnfinishedBusiness

BRUCE PEARL

Head Coach
5th year at Auburn • 77-63
24th year overall • 539-208



- 7 National Coach of the Year Awards
- 2006 Basketball Times, CBSsportsline, Sporting News National Coach of the Year
- 2008 SEC Co-Coach of the Year
- 2008 Rupp Cup Co-winner
- 2006 & 2008 AP SEC Coach of the Year
- Has advanced to postseason play in 19 of 23 years as a head coach
- Set single-season wins records at three different schools (29 at Southern Indiana in 1995; 26 at Wisconsin-Milwaukee in 2005; 31 at Tennessee in 2008)
- Bruce Pearl's teams have led their conference in scoring 17 of the 23 years that he has been a head coach. His squads were the SEC's scoring champion in four of his six seasons at Tennessee, averaging 77.4 ppg while allowing 70.5 ppg
- One of just seven active head coaches who has led his teams to at least 10 NCAA Sweet 16 appearances (10 total)
- Bruce Pearl is ranked second in the SEC among current head coaches in career winning percentage (.718), fifth in winning percentage as a SEC head coach (.622), fifth in average wins per year as a SEC head coach (21.0) and fifth in SEC games only win pct. (.540, 81-70)
- Bruce Pearl is the 11th coach in SEC history to win four conference crowns (overall or division) in a 10-year span. He is on the same list as Adolph Rupp (UK), Babe McCarthy (MSU), Billy Donovan (UF), Dale Brown (LSU), Joe Hall (UK), John Calipari (UK), Nolan Richardson (ARK), Rick Pitino (UK), Rick Stansbury (MSU) and Tubby Smith (UK)
- Auburn sold out of season tickets for the fourth straight time in 2017-18, all under Pearl, to continue the school record streak. Prior to Pearl, the only other time the Tigers sold out of season tickets came in the 1999-2000 season
- Auburn averaged 8,221 in its 15 home games during the 2017-18 season, which included seven sellouts in the nine SEC games. The 8,221 average is the highest in Auburn Arena history
- In 23 years as a head coach, Bruce Pearl's teams have finished either first or second in conference play 16 times
- At the Division I level, Pearl's teams have topped the 100-point mark 18 times, including a high of 124 in 2009 as well as 121 in the 2007 NCAA Tournament. In his second year as a coach at Southern Indiana the team averaged 101.7 ppg
- In the past two seasons, Auburn has the best non-conference record in the SEC during the regular season at 23-3 (.885), while scheduling perennial NCAA Tournament teams in Dayton, Middle Tennessee, Murray State, Oklahoma, Texas Tech and UConn.

HEAD COACHING RECORD

| Year | School | Record | Postseason |
|---------------|------------------|----------------|-----------------------|
| 1992-93 | Southern Indiana | 22-7 | NCAA Region 3rd Place |
| 1993-94 | Southern Indiana | 28-4 | NCAA Runner-Up |
| 1994-95 | Southern Indiana | 29-4 | NCAA Champions |
| 1995-96 | Southern Indiana | 25-4 | NCAA Sweet 16 |
| 1996-97 | Southern Indiana | 23-5 | NCAA First Round |
| 1997-98 | Southern Indiana | 27-6 | NCAA Sweet 16 |
| 1998-99 | Southern Indiana | 26-6 | NCAA Sweet 16 |
| 1999-00 | Southern Indiana | 25-6 | NCAA Sweet 16 |
| 2000-01 | Southern Indiana | 26-4 | NCAA First Round |
| Total | | 231-46 | |
| 2001-02 | Milwaukee | 16-13 | - |
| 2002-03 | Milwaukee | 24-8 | NCAA First Round |
| 2003-04 | Milwaukee | 20-11 | NIT First Round |
| 2004-05 | Milwaukee | 26-6 | NCAA Sweet 16 |
| Total | | 86-38 | |
| 2005-06 | Tennessee | 22-8 | NCAA Second Round |
| 2006-07 | Tennessee | 24-11 | NCAA Sweet 16 |
| 2007-08 | Tennessee | 31-5 | NCAA Sweet 16 |
| 2008-09 | Tennessee | 21-13 | NCAA First Round |
| 2009-10 | Tennessee | 28-9 | NCAA Elite Eight |
| 2010-11 | Tennessee | 19-15 | - |
| Total | | 145-61 | |
| 2014-15 | Auburn | 15-20 | - |
| 2015-16 | Auburn | 11-20 | - |
| 2016-17 | Auburn | 18-14 | - |
| 2017-18 | Auburn | 26-8 | NCAA Second Round |
| 2018-19 | Auburn | 7-1 | - |
| Total | | 77-63 | |
| Career | | 539-208 | |

- His teams have been just as successful off the court as Auburn has had 18 graduates in four years – the most in the SEC. In 2018, Auburn received an Academic Progress Rate Public Recognition Award marking the first time the Tigers have been honored since the award began tracking data in 2004. The NCAA annually honors teams earning multiyear Academic Progress Rates in the top 10 percent of all squads in each sport.
- Auburn recently secured its third perfect APR score of 1,000 in mid-May, something that has never been accomplished in program history.
- In the past four years, Auburn men's basketball has averaged an APR of 995 (out of 1,000). In the previous four seasons before Pearl and his staff arrived, Auburn's APR average score was 940.
- Bruce Pearl has raised \$1 million in only four golf tournaments at Auburn. Pearl and his wife, Brandy, have remarkably raised \$770,000 in the last three years benefitting Children's Harbor in Birmingham through the Bruce Pearl Fore the Children Golf Classic. The mission of Children's Harbor is to help children with serious illness and their families. Over \$200,000 was raised in the Bruce, Barkley & Basketball Golf Classic Oct. 23-24, 2016, benefitting the Auburn Basketball program.
- Pearl started AURLIVE at Auburn in 2015-16 to benefit cancer patients in the fight to beat cancer. AURLIVE raises the awareness of cancer prevention and detection while t-shirt sales and donations raise money to benefit cancer patients. He initiated the AURLIVE program in 2009 at Tennessee in recognition of former Vol Chris Lofton, who beat testicular cancer through early diagnosis and treatment and went on to play the entire 2007-08 season while recovering from his battle with the disease.
- The Bruce Pearl Family Foundation in conjunction with L5 Foundation, an organization dedicated to addressing the essential and basic needs of cancer patients, donated \$20,000 to five charities in a ceremony in Knoxville in August 2015.
- The Pearl family announced on Feb. 27, 2007, a \$100,000 donation to endow a scholarship in the name of former Tennessee player Dane Bradshaw. The Dane Bradshaw Athletic Scholarship Endowment is awarded to the male or female student-athlete at UT who best epitomizes the characteristics of the 2006-07 senior captain.

TOP PERFORMANCES UNDER PEARL AT AUBURN

MOST POINTS TEAM

- 119, vs. Northwestern State (Nov. 27, 2015)
119, vs. Winthrop (Nov. 24, 2017)
- 117, vs. Coastal Carolina (Dec. 15, 2016)
- 105, vs. Louisiana (Nov. 21, 2014)
- 103, vs. Mississippi College (Nov. 14, 2018)**

MOST POINTS INDIVIDUAL

- 31, Bryce Brown vs. Norfolk State (Nov. 10, 2017)
31, Mustapha Heron vs. Winthrop (Nov. 24, 2017)
- 29, Antoine Mason at Kentucky (Feb. 21, 2015)
29, KT Harrell vs. LSU (Mar. 13, 2015)
29, Bryce Brown vs. South Carolina (Mar. 3, 2018)

MOST REBOUNDS TEAM

- 66, vs. Mississippi College (Nov. 14, 2018)**
- 52, vs. Gardner-Webb (Dec. 6, 2017)
- 51, vs. Eastern Kentucky (Nov. 17, 2016)
51, at UConn (Dec. 23, 2016)
- 49, vs. Winthrop (Dec. 17, 2014)
49, vs. Boston College (Dec. 12, 2016)

MOST REBOUNDS INDIVIDUAL

- 19, Cinmeon Bowers at Middle Tennessee (Dec. 12, 2015)
- 18, Cinmeon Bowers vs. Alabama (Jan. 19, 2016)
18, Cinmeon Bowers vs. Ole Miss (Feb. 20, 2016)
- 17, Cinmeon Bowers vs. Milwaukee (Nov. 14, 2014)
17, Cinmeon Bowers vs. Winthrop (Dec. 17, 2014)
17, Cinmeon Bowers vs. Mississippi State (Jan. 21, 2015)
17, Horace Spencer vs. Mississippi College (Nov. 14, 2018)

MOST 3-POINTERS TEAM

- 21, vs. Coastal Carolina (Dec. 15, 2016)
- 18, vs. South Alabama (Nov. 6, 2018)**
- 17, vs. Northwestern State (Nov. 27, 2015)
17, vs. Vanderbilt (Feb. 3, 2018)
- 15, at Arkansas (Feb. 17, 2016)
15, at Alabama (Feb. 4, 2017)
15, vs. Saint Peter's (Nov. 28, 2018)

MOST 3-POINTERS INDIVIDUAL

- 9, Bryce Brown at Arkansas (Feb. 17, 2016)
- 8, Kareem Canty at Middle Tennessee (Dec. 12, 2015)
8, Bryce Brown vs. South Carolina (Mar. 3, 2018)
- 7, KT Harrell vs. Coastal Carolina (Dec. 5, 2014)
- 6, Kareem Canty vs. Colorado (Nov. 17, 2015)
6, Bryce Brown at Hawaii (Dec. 25, 2015)
6, Bryce Brown vs. LSU (Feb. 2, 2016)
6, Bryce Brown vs. Winthrop (Nov. 24, 2017)
6, Bryce Brown vs. UAB (Dec. 9, 2017)
6, Jared Harper vs. South Alabama (Nov. 7, 2018)
6, Jared Harper vs. Duke (Nov. 20, 2018)

MOST FT MADE TEAM

- 31, vs. Arkansas (Feb. 10, 2015)
31, at Arkansas - Feb. 27, 2018)
- 30, at South Carolina (Feb. 17, 2018)
- 29, vs. Georgia (Feb. 24, 2016)
29, vs. Ole Miss (Jan. 9, 2017)

MOST FT MADE INDIVIDUAL

- 15, KT Harrell vs. Georgia (Mar. 3, 2015)
- 14, Jared Harper vs. Ole Miss (Jan. 7, 2017)
- 12, Desean Murray vs. Ole Miss (Jan. 9, 2018)
- 11, Cinmeon Bowers vs. Missouri (Jan. 10, 2015)
11, KT Harrell vs. Texas A&M (Mar. 12, 2015)
11, KT Harrell vs. Kentucky (Mar. 14, 2015)
11, Jared Harper at Arkansas (Feb. 27, 2018)
11, Austin Wiley vs. Alabama (Jan. 21, 2017)
11, Jared Harper vs. Oklahoma (Dec. 21, 2016)

MOST FT ATTEMPTED TEAM

- 42, vs. Eastern Kentucky (Nov. 17, 2016)
42, vs. Alabama (Jan. 21, 2017)
- 40, vs. Arkansas (Feb. 10, 2015)
40, vs. Alabama (Jan. 19, 2016)
- 39, vs. Milwaukee (Nov. 14, 2014)
39, vs. Georgia (Feb. 24, 2016)
39, vs. Georgia State (Nov. 14, 2016)
39, at South Carolina (Jan. 24, 2017)
39, vs. Florida (Feb. 14, 2017)

MOST FT ATTEMPTED INDIVIDUAL

- 18, Cinmeon Bowers vs. Missouri (Jan. 10, 2015)
18, KT Harrell vs. LSU (Mar. 13, 2015)
18, Austin Wiley vs. Alabama (Jan. 21, 2017)
- 17, Jared Harper vs. Ole Miss (Jan. 7, 2017)
- 16, Cinmeon Bowers vs. LSU (Feb. 2, 2016)

MOST ASSISTS TEAM

- 25, vs. Saint Peter's (Nov. 28, 2018)**
- 24, vs. South Alabama (Nov. 6, 2018)**
- 23, vs. Northwestern State (Nov. 27, 2015)
23, vs. USC Upstate (Nov. 29, 2016)
23, at TCU (Jan. 28, 2017)

MOST ASSISTS INDIVIDUAL

- 14, Jared Harper vs. Vanderbilt (Feb. 3, 2018)
- 13, Jared Harper vs. South Alabama (Nov. 6, 2018)**
- 10, Kareem Canty vs. Northwestern State (Nov. 27, 2015)
10, Jared Harper vs. Gardner-Webb (Dec. 6, 2017)
- 9, Kareem Canty at Ole Miss (Jan. 27, 2016)
9, Danjel Purifoy vs. USC Upstate (Nov. 29, 2016)

MOST STEALS TEAM

- 16, vs. Saint Peter's (Nov. 28, 2018)**
- 14, vs. Georgia (Jan. 20, 2018)
14, vs. Alabama (Feb. 21, 2018)
14, vs. Mississippi College (Nov. 14, 2018)
- 13, vs. Boston College (Dec. 12, 2016)
13, vs. UNC Asheville (Dec. 4, 2018)

MOST STEALS INDIVIDUAL

- 5, K.C. Ross-Miller vs. Oregon State (Nov. 26, 2014)
5, K.C. Ross-Miller vs. Middle Tennessee (Dec. 29, 2014)
5, Antoine Mason at LSU (Feb. 5, 2015)
5, Malik Dunbar vs. UNC Asheville (Dec. 4, 2018)
- 4 (16x), last Chuma Okeke vs. Duke (Nov. 20, 2018)**

MOST BLOCKS TEAM

- 12, at Missouri (Jan. 10, 2017)
12, vs. UNC Asheville (Dec. 4, 2018)
- 11, vs. Boston College (Dec. 12, 2016)
10, vs. Gardner-Webb (Dec. 6, 2017)
10, at Murray St. (Dec. 19, 2017)
10, vs. Cornell (Dec. 30, 2017)

MOST BLOCKS INDIVIDUAL

- 7, Horace Spencer at Arkansas (Feb. 17, 2016)
- 6, Horace Spencer vs. Oklahoma State (Jan. 30, 2016)
6, Horace Spencer vs. Boston College (Dec. 12, 2016)
6, Anfernee McLemore vs. Gardner-Webb (Dec. 6, 2017)
6, Anfernee McLemore at Missouri (Jan. 24, 2018)

AUBURN VS. DAYTON SERIES

» Auburn is 1-4 all-time against Dayton, but the Tigers defeated the Flyers 73-60 on the road last season in the two schools' last meeting. Dayton won 106-63 in 1972 in Auburn's only trip to Dayton prior to last year. The Flyers won 85-71 in the 1965 Sugar Bowl Tournament in New Orleans, La., Dayton handed Auburn a 60-59 overtime loss in the 2008 Chicago Invitational and knocked off Auburn 73-63 as part of the 2012 Charleston Classic in Charleston, S.C. Four of the previous five meetings in the series have been decided by at least 10 points.

» Auburn's 73-60 victory at Dayton last season was the first game against the Flyers for Auburn head coach Bruce Pearl in his head coaching career.

DYNAMIC BACKCOURT

» Auburn has been led so far this season by its dynamic backcourt of Bryce Brown and Jared Harper. The duo is averaging 29.9 points per game and is shooting 51-of-129 (39.5 percent) from 3-point range. They have combined for four 20-point games this season, including Auburn's win over Xavier in the first round of the Maui Invitational when Brown scored 26 and Harper added 25, season highs for each.

BROWN SETS NEW 3-POINT RECORD

» Bryce Brown went 4-of-8 from 3 against Arizona, all in the second half, to break Wesley's Person school record of 262 career 3-point field goals. The record breaker came with 5:00 remaining in the game to give Auburn a 66-51 lead. Brown now has 268 made 3-pointers in his career.

» Brown, who has made at least four 3-pointers in five of eight games this season, led Auburn with 19 points against Arizona. He averaged 20.3 points and hit 13 3s in three games in the Maui Invitational. He is averaging 3.38 made 3s per game this season, which is 32nd in the country.

» For his career, Brown is 268-of-704 (.381) from 3-point range. He is 20 3-pointers away from cracking the SEC's top 10 for career 3s. His 704 career 3-pointers attempted are second in Auburn history behind Frankie Sullivan's 713 and put him just 48 from moving in the SEC's career top 10 for 3-pointers attempted.

All-Time 3-Pointers Made

| | | | |
|----|--------------------|---------------|------------|
| 1. | Bryce Brown | 2015-P | 268 |
| 2. | Wesley Person | 1990-94 | 262 |
| 3. | Lance Weems | 1992-96 | 240 |
| 4. | Ronnie Battle | 1989-93 | 236 |
| 5. | Frankie Sullivan | 2008-13 | 228 |

BLOWOUT WINS

» Auburn defeated South Alabama 101-58 (+43), Washington 88-66 (+22) and Mississippi College 103-52 (+51) to open the season. It is the first time the Tigers have opened the season with wins of 20 or more points in their first three games since the Tigers' SEC championship season of 1998-99.

» Six of Auburn's seven victories this season have been by at least 16 points and the Tigers' seven victories are by an average of 31.0 points. Auburn's 26.4-point scoring margin leads the country and is the Tigers' best through eight games since Auburn outscored its first eight opponents by 30.0 points per game in 1998-99.

» Auburn's 51-point victory over Mississippi College is the Tigers' largest margin of victory since defeating Stony Brook 100-45 on Jan. 2, 2000.

OLD, SAVVY VETERANS

» Despite being a young team during Auburn's run to a conference title in 2017-18, the Tigers have turned into one of the most experienced teams in the country.

» Auburn is one of just seven programs without a scholarship freshman on its roster, joining Alcorn State, Bethune-Cookman, Louisville, South Alabama, Tulsa and UT Martin.

TALE OF THE TAPE



| | | |
|-------------------------|-------|------|
| Scoring Offense | 86.4 | 72.9 |
| Scoring Defense | 60.0 | 64.4 |
| Scoring Margin | +26.4 | +8.5 |
| FG Pct. | .459 | .499 |
| FG Pct. Defense | .375 | .407 |
| 3-pt. FG Pct. | .371 | .327 |
| 3-pt. FG Pct. Defense | .332 | .312 |
| FT Pct. | .658 | .651 |
| Rebounds Per Game | 41.8 | 35.5 |
| Opp. Rebounds Per Game | 33.0 | 32.4 |
| Rebound Margin | +8.8 | +3.1 |
| Assists Per Game | 17.3 | 16.3 |
| Turnovers Per Game | 12.9 | 12.3 |
| Opp. Turnovers Per Game | 20.4 | 11.8 |
| Turnover Margin | +7.5 | -0.5 |
| Assist/Turnover Ratio | 1.3 | 1.3 |
| Steals Per Game | 10.3 | 5.1 |
| Blocks Per Game | 6.3 | 2.4 |

TOTAL +/-

| | Last Game | Season | Avg. |
|----------------|-----------|--------|-------|
| #0 Spencer | +4 | +105 | +13.1 |
| #1 Harper | +20 | +160 | +20.0 |
| #2 Brown | +29 | +180 | +22.5 |
| #3 Purifoy | +0 | +0 | +0.0 |
| #4 Dunbar | +15 | +100 | +12.5 |
| #5 Okeke | +28 | +184 | +23.0 |
| #10 Doughty | +29 | +152 | +19.0 |
| #12 McCormick | +16 | +84 | +12.0 |
| #14 Cook | +0 | -5 | -1.0 |
| #20 Parker | -3 | -3 | -0.6 |
| #21 Williams | -6 | -20 | -4.0 |
| #22 Macoy | -6 | -18 | -3.6 |
| #24 McLemore | +20 | +127 | +15.9 |
| #33 Maasdorp | -6 | -22 | -4.4 |
| #41 Blackstock | -6 | -12 | -2.4 |
| #50 Wiley | +12 | +58 | +8.3 |
| #54 Collier | +0 | -9 | -1.8 |

PRE-GAME QUOTES

Head Coach Bruce Pearl

On Dayton...
 "This is a big week for Auburn basketball. We've got a great opponent coming in in Dayton. ... They're not at all going to be intimidated by us. They play hard and physically. They're a much improved defensive team from a year ago. It's a good opponent. We're excited about it."

On Malik Dunbar...
 "I think Malik has become a real valuable piece. He can really shoot the basketball with great range. He can defend physically and he's worked really hard to improve defensively. He can be a very physical rebounder. You talk about being coachable and being productive, he's got one of the better offensive efficiency ratings in the country."

CONTINUING THE IMPROVEMENT: CONFERENCE WIN TOTALS

Auburn is one of just 13 teams in the country to have improved its win totals in conference play each of the last four seasons. The Tigers are one of only two power-five programs to accomplish the feat, joining USC. Auburn won four Southeastern Conference games in 2015, five in 2016, seven in 2017 and 13 in 2018 to become the SEC champions.



BIG-TIME W

» Auburn's 22-point win over #25 Washington was the third-largest win over a ranked opponent in program history. It was just the Tigers' second win ever over a ranked non-conference opponent at home and the first in Auburn Arena, which is in its ninth season.

1. #9 Auburn 97, #8 Mississippi State 66 (1/3/59)
2. Auburn 81, #12 Alabama 57 (1/23/07)
3. #11 Auburn 88, #25 Washington 66 (11/9/18)

DOUBLE-DIGIT LEADS

» Auburn held a double-digit lead for all but 28:40 in its five home games. The Tigers held a double-digit lead for all but 11:33 seconds after the first media timeout in its five home games combined. Auburn held a double-digit lead at the first media timeout in its first four home games: 17-4 over South Alabama, 14-4 over Washington and 10-0 over Mississippi College and Saint Peter's. In fact, Auburn has had a 20-point lead for 119:14 of the 200 minutes played at home this season, including all but 9:45 in the second half.

TOP OF THE PACK

» Auburn has fared well in the past two-plus seasons in the non-conference slate. The Tigers lead the SEC in both wins and winning percentage in non-league regular season games over the last two-plus seasons.

| Team | '16-17 | '17-18 | '18-19 | Total | Pct. |
|-------------|--------|--------|--------|-------|------|
| Auburn | 11-2 | 12-1 | 7-1 | 30-4 | .882 |
| Arkansas | 11-2 | 11-2 | 6-1 | 28-5 | .848 |
| Miss. State | 9-3 | 12-1 | 7-1 | 28-5 | .848 |
| Kentucky | 10-3 | 11-2 | 7-1 | 28-6 | .824 |
| Tennessee | 8-5 | 10-2 | 6-1 | 24-8 | .750 |
| LSU | 8-4 | 9-3 | 6-2 | 23-9 | .719 |
| Florida | 10-3 | 9-4 | 5-3 | 24-10 | .706 |
| Georgia | 9-4 | 9-3 | 5-3 | 23-10 | .697 |
| Texas A&M | 8-4 | 11-2 | 3-4 | 22-10 | .688 |
| S. Carolina | 10-3 | 9-4 | 4-4 | 23-11 | .676 |
| Alabama | 7-5 | 9-4 | 5-3 | 21-12 | .636 |
| Ole Miss | 9-4 | 7-6 | 5-2 | 21-12 | .636 |
| Missouri | 5-7 | 10-3 | 5-3 | 20-13 | .606 |
| Vanderbilt | 7-6 | 6-7 | 6-2 | 19-15 | .559 |

(as of games on 12/6)

» The Tigers have earned wins vs. notable opponents in Arizona, Dayton, Middle Tennessee, Murray State, Oklahoma, TCU, Texas Tech, UConn (twice), Washington and Xavier (twice).

RPI IMPROVEMENT

» In the four seasons before 2014-15, the Tigers held an average final RPI of 202. Since that point, Auburn has averaged a final RPI of 131. Here are the final RPI rankings in the last seven seasons and the latest in 2017-18.

| | |
|---------|-------------------------|
| 2010-11 | 253 |
| 2011-12 | 145 |
| 2012-13 | 250 |
| 2013-14 | 160 |
| 2014-15 | 132 (Under Coach Pearl) |
| 2015-16 | 160 (Under Coach Pearl) |
| 2016-17 | 82 (Under Coach Pearl) |
| 2017-18 | 16 (Under Coach Pearl) |

» Over the last four seasons, Auburn has improved its average RPI by 83.3 positions, previous to the five years before Pearl and staff arrived.

» Only South Carolina (88.4) has improved its position more in the SEC, and that includes a run to the Final Four in 2017. the next-best improvement in the SEC is Arkansas at 58.9.

AREAS OF IMPROVEMENT

» Comparing the 2017-18 team to the 2018-19 team, the Tigers have made significant strides in a plethora of areas.

| Through Seven Games | 17-18 | 18-19 |
|----------------------|------------|------------|
| 3-Pointers | 78 (9.8) | 93 (11.6) |
| Offensive Rebounds | 113 (14.1) | 127 (15.9) |
| Points Off Turnovers | 165 (20.6) | 225 (28.1) |
| Second Chance Points | 126 (15.8) | 127 (15.9) |
| Steals | 51 (7.3) | 82 (10.3) |

GLASS EATERS

» Auburn won the rebounding battle five times including by at least 15 in three of its eight games. The Tigers have a plus-8.8 rebounding margin, which is 22nd in the country. Auburn has outrebounded its opponents 127-79 on the offensive glass, which has led to a 127-64 (15.9-8.0) advantage in second-chance points. The Tigers are averaging 15.9 offensive rebounds per game, which ranks fifth in the country.

» Chuma Okeke (3.3), Horace Spencer (2.8), Anfernee McLemore (2.3) and Austin Wiley (1.9) lead the Tigers in offensive rebounding.

KEEP IT 100

» Auburn scored 103 points vs. Mississippi College, the most points for the Tigers since a 119-85 victory over Winthrop last season. It is the second time the Tigers have reached the century mark this season after defeating South Alabama 101-58 in the season opener, and the seventh time in 140 games under head coach Bruce Pearl. Prior to Pearl's arrival, Auburn hadn't scored 100 points in the previous 337 games since a 105-66 victory over Grambling State on Nov. 29, 2003.

BALANCED SCORING

» Seven Tigers are averaging at least 7.3 points per game including Bryce Brown (16.0), Jared Harper (13.9), Austin Wiley (12.3), Chuma Okeke (11.3), Malik Dunbar (9.9), Samir Doughty

OFF THE COURT: ANFERNEE MCLEMORE

Anfernee McLemore is the perfect embodiment of what it means to be a student-athlete at Auburn University. The two-time Academic Top Tiger honoree recently served on the prestigious Southeastern Conference Men's Basketball Leadership Council. He also has logged hours at the "Breakfast Club" where he serves as a role model for young kids in the Auburn community.



KENPOM.COM CORNER

Adjusted Efficiency Margin

| Value | SEC | NCAA |
|--------|-----|------|
| +24.04 | 1st | 8th |

Adjusted Offensive Efficiency

Points scored per 100 possessions

| Value | SEC | NCAA |
|-------|-----|------|
| 115.4 | 2nd | 13th |

Adjusted Defensive Efficiency

Points allowed per 100 possessions

| Value | SEC | NCAA |
|-------|-----|------|
| 91.3 | 2nd | 9th |

(8.6) and Anfernee McLemore (7.3). Auburn has placed six players in double figures in two of its seven games. Eight different Tigers have scored in double figures in at least one game this season. For the season, the Tigers are averaging 86.4 points per game, which is 19th nationally, and have scored at least 88 points in five of eight games.

TIGERS WINNING THE TURNOVER BATTLE

» Auburn has a plus-7.5 turnover margin for the season, which is second in the country. The Tigers are fifth nationally forcing 20.4 turnovers per game, while only turning it over 12.9 times per contest themselves. Auburn has forced at least 18 turnovers in all but one game. The Tigers are outscoring opponents 28.1-8.3 on points off turnovers and has won the points off turnovers battle in all eight games. Auburn has scored at least 25 points off turnovers in six of eight games this season.

» In its game against Saint Peter's, Auburn forced 26 turnovers and turned those turnovers into 38 points, both season highs. It is the most turnovers the Tigers have forced since forcing 28 turnovers against North Florida on Nov. 11, 2016. Auburn followed that up by forcing 25 turnovers against UNC Asheville in its last game. It is the first time the Tigers have forced at least 20 turnovers in consecutive games since Nov. 21 & 24, 2014, against Louisiana and Tulsa.

» Because of its dominance on the offensive glass and with turnovers, Auburn has 124 more field-goal attempts than its opponents through eight games (15.5).

BMOC

» Austin Wiley has scored in double figures in five of the last five games, including 17 points on 7-of-11 shooting and nine rebounds against No. 1 Duke. The junior is shooting 32-of-50 (.640) from the field and is averaging 12.2 points, 4.6 rebounds and 1.9 blocks per game in just 16.6 minutes per contest on the season. He scored 18 points on 8-of-10 field goals and seven rebounds against Mississippi College, 18 points on 7-of-13 field goals, nine rebounds and three blocks against Saint Peter's, 14 points on 5-of-7 field goals five blocks and four rebounds against UNC Asheville and 11 points and three blocks against Xavier.

CHEF HARPER WITH THE POP, BOY

» Jared Harper has three 20-point games this season, including 20 points on 7-of-13 shooting and 6-of-10 3-pointers to go with 13 assists, five rebounds and two steals in the season-opening win over South Alabama. Harper added 25 points, eight assists, six rebounds and three steals in Auburn's overtime win over Xavier in the first round of the Maui Invitational. He poured in 22 points on 6-of-10 3-pointers and dished out six assists the next day against No. 1 Duke. For the season, Harper is scoring 13.9 points, 6.8 assists, 3.1 rebounds and 1.1 steals per game while shooting 42.9 percent from 3-point range and 88.2 from the free-throw line.

» Auburn has scored 130 points off Harper's assists this season. Harper is averaging 6.8 assists per game, which is tied for 15th nationally. He has made or assisted on 90 of the Tigers' 248 field goals this season (36.3 percent).

» The junior has made 284 free throws in his career, which puts him three away from cracking the top-10 all-time at Auburn.

PLAYER TO WATCH: BRYCE BROWN

It's no secret that Bryce Brown has a major impact on the game for the Tigers. During Auburn's 20-1 stretch at home over the last two seasons, Brown has averaged 17.2 points per game. In that timeframe, Brown has knocked down 77 3-pointers (3.7 per game) and has shot 44 percent from behind the arc. The senior has also recorded 27 steals in the last 21 games inside Auburn Arena.



All-Time Free Throws Made

| | | | |
|-----|---------------------|---------------|------------|
| -- | | | |
| 8. | KT Harrell | 2013-15 | 296 |
| 9. | Reggie Gallon | 1989-93 | 289 |
| 10. | Chris Morris | 1984-88 | 287 |
| -- | Jared Harper | 2016-P | 284 |

RETURN TO SENDER

» Auburn set a new program record with 180 blocks last season. The Tigers have had three of its program's top-10 single-season block totals during Bruce Pearl's first four seasons on the Plains. [1. 180, 2017-18; 3. 162, 2016-17; 10. 126, 2015-16]. The Tigers have two of its top-8 all-time shot blockers on its current roster. Senior Horace Spencer has blocked 141 shots, which is tied with Chris Morris (1984-88) for fifth all-time at Auburn and four shy of Charles Barkley (1981-84) for fourth. Junior Anfernee McLemore ranks eighth at Auburn with 126 career blocks.

» As a team, Auburn is averaging 6.3 blocks per game, which is ninth in the country.

All-Time Blocks Leaders

| | | | |
|-----|--------------------------|---------------|------------|
| 1. | Kyle Davis | 2000-04 | 360 |
| 2. | Mamadou N'diaye | 1996-2000 | 241 |
| 3. | Korvotney Barber | 2005-09 | 155 |
| 4. | Charles Barkley | 1981-84 | 145 |
| 5. | Chris Morris | 1984-88 | 141 |
| | Horace Spencer | 2015-P | 141 |
| 7. | Pat Burke | 1993-97 | 133 |
| 8. | Anfernee McLemore | 2016-P | 126 |
| 9. | Asaunh Dixon-Tatum | 2012-14 | 108 |
| 10. | Kenny Gabriel | 2009-12 | 105 |

TIGERS FROM DOWNTOWN

» Auburn is averaging 11.6 made 3s per game, which is tied for seventh nationally, and the Tigers have made double digit threes in five of eight games. Auburn has five players averaging at least one made 3-pointer per game.

LOCKDOWN DEFENSE

» Auburn held UNC Asheville to 41 points in its last game, which is the fewest by a Tiger opponent since Auburn held Alabama to 37 points on Feb. 6, 2013. It is the fifth time in eight games this season that Auburn has held an opponent to

AWARD CASE

Bryce Brown

Jerry West Award Watch List
Preseason All-SEC Second Team
SEC Player of the Week (Nov. 26)

Samir Doughty

Top Impact Transfer (Jon Rothstein)

Jared Harper

Bob Cousy Award Watch List
Preseason All-SEC Second Team

Chuma Okeke

Top-20 Breakout Player (Jon Rothstein)
SEC Player of the Week (Nov. 12)

Austin Wiley

Kareem Abdul-Jabbar Award Watch List

under 60 points after holding just two opponents to under 60 points in 2017-18.

» Auburn forced UNC Asheville into 25 turnovers and scored 20 points off those turnovers the last time out. It is the fourth time this season the Tigers have forced at least 20 turnovers, including 26 in their last game against Saint Peter's. Auburn has forced at least 20 turnovers in back-to-back games for the first time since Nov. 21 & 24, 2014, against Louisiana and Tulsa.

STRONG BENCH PRODUCTION

» Auburn scored 26 bench points in its last game against UNC Asheville led by Austin Wiley's 14 points. Malik Dunbar has scored in double figures four times this season after doing so just three times last season. Ten times Auburn has had a player score in double figures coming off the bench led by Wiley, who has done it five times, and Dunbar, who has done it four times. Horace Spencer recorded his first career double-double coming off the bench against Mississippi College with 14 points and 17 rebounds. The Tigers have scored at least 20 bench points six times and 30 bench points three times this season. On average, Auburn's reserves outscore its opponents' bench, 29.4-14.9.

» Over the last four games, Auburn is outscoring its opponents 124-35 in bench points.

ARENA RECORDS

» The Tigers set a pair of Auburn Arena records in its game against Saint Peter's with 25 assists and 16 steals against Saint Peter's. Auburn's previous record of 24 assists came against Arkansas-Pine Bluff on Dec. 30, 2013. The former mark of 15 steals came in a game against Presbyterian on Dec. 18, 2010.

TIGERS DOMINATING NON-CON AT HOME

» Auburn has posted an 18-0 home record against non-conference opponents over the last two-plus seasons after a 5-0 start to the season. The Tigers posted a 7-0 mark last season and 6-0 in 2016-17 at Auburn Arena against non-conference opponents. Auburn has topped the 100-point plateau five times during the streak including twice in five home games this season. Fifteen of Auburn's 18 wins during the streak have been by at least 16 points.

» During Bruce Pearl's tenure as Auburn's head coach, the Tigers have posted a 29-3 (.906) mark against non-conference opponents at Auburn Arena.

I'LL TAKE THAT

» Auburn is averaging 10.3 steals per game, which is tied for sixth in the country and has six players averaging at least a steal per game led by Samir Doughty, who is averaging 1.8 steals per game.

HOMECOURT ADVANTAGE

» Auburn is 20-1 at Auburn Arena since the start of last season. The Tigers' lone home loss over that period was by one point, 81-80, to Texas A&M last season. During that span, Auburn is outscoring its opponents by 21.9 points per game (89.3-67.4) at home. The Tigers have reached the 80-point plateau in 16 of those 21 games and have scored at least 76 points in all but one game. Auburn is averaging 11.1 made 3-pointers per game. Also, the Tigers have forced 353 turnovers, an average of 16.8 per game.

AUBURN ARENA SELLOUTS

» There have been 23 sellouts in Auburn Arena, which is in its ninth season. Under Bruce Pearl, Auburn has had 18 sellouts in four years (65 games) compared to only five in the 72 games prior to Pearl's arrival in 2014-15. The Tigers have won nine straight games played in front of a sold-out crowd at Auburn Arena.

| Auburn Arena Sellouts | | | |
|-----------------------|-------------------|-------|---------------|
| Date | Opponent | Att. | Score |
| 11-12-10 | UNC Asheville | 9,121 | L, 70-69 (OT) |
| 1-22-11 | Alabama | 9,121 | L, 68-58 |
| 2-12-11 | Mississippi State | 9,121 | W, 65-62 |
| 1-11-12 | Kentucky (#2) | 9,121 | L, 68-53 |
| 1-19-13 | Kentucky | 9,121 | L, 75-53 |
| 1-16-15 | South Carolina | 9,121 | W, 71-68 |
| 2-7-15 | Ole Miss | 9,121 | L, 86-79 |
| 2-17-15 | Alabama | 9,121 | L, 79-68 |
| 3-7-15 | Georgia | 9,121 | L, 64-61 |
| 11-13-15 | UAB | 9,121 | W, 75-74 |
| 1-16-16 | Kentucky (#14/13) | 9,121 | W, 75-70 |
| 1-19-16 | Alabama | 9,121 | W, 83-77 |
| 12-29-16 | Georgia | 9,121 | L, 96-84 |
| 1-7-17 | Ole Miss | 9,121 | L, 88-85 |
| 1-21-17 | Alabama | 9,121 | W, 84-64 |
| 1-9-18 | Ole Miss | 9,121 | W, 85-70 |
| 1-20-18 | Georgia | 9,121 | W, 79-65 |
| 1-27-18 | LSU | 9,121 | W, 95-70 |
| 2-3-18 | Vanderbilt | 9,121 | W, 93-81 |
| 2-14-18 | Kentucky | 9,121 | W, 76-66 |
| 2-21-18 | Alabama | 9,121 | W, 90-71 |
| 3-3-18 | South Carolina | 9,121 | W, 79-70 |
| 11-9-18 | Washington (#25) | 9,121 | W, 88-66 |

WHOLE LOTTA DUBS

» Bruce Pearl led Auburn to its 10th 20-win season all-time in 2017-18. Pearl is the sixth head coach to lead Auburn to a 20-win season.

| 20-Win Seasons All-Time | | |
|-------------------------|------|---------|
| Rank | Wins | Year |
| 1. | 29 | 1998-99 |
| 2. | 26 | 2017-18 |
| 3. | 24 | 2008-09 |
| | 24 | 1999-00 |
| 5. | 22 | 2002-03 |
| | 22 | 1985-86 |
| | 22 | 1984-85 |

| | | |
|----|----|---------|
| 8. | 20 | 1983-84 |
| | 20 | 1958-59 |
| | 20 | 1927-28 |

» Coach Pearl has had 18 seasons of at least 20 wins in 23 seasons as a head coach.

Most Wins in Consecutive Seasons All-Time

| Rank | Wins | Year |
|------|------|-------------------|
| 1. | 53 | 1998-99/1999-2000 |
| 2. | 45 | 1997-98/1998-99 |
| 3. | 44 | 2016-17/2017-18 |
| | 44 | 1984-85/1985-86 |

WATCH LIST SZN

» Auburn has three players on national award watch lists heading into the 2018-19 season.

» Jared Harper was tabbed to the Bob Cousy Award Watch List, given annually to the nation's top point guard.

» Bryce Brown was selected to the Jerry West Award Watch List, given to the country's best shooting guard.

» Austin Wiley earned a nod on the Kareem Abdul-Jabbar Award Watch List, handed out to the best center in the nation.

» Auburn, Gonzaga and Kansas are the only three programs to have representatives on the three national watch lists.

NBA SETTING UP CAMP IN AUBURN

» Head coach Bruce Pearl brought the first-ever Pro Day to Auburn last year. The Tigers completed their second consecutive session in front of NBA scouts and executives in October.

» Between the two one-day events, 59 scouts came to watch Auburn's players go through drills and scrimmage live to showcase their talents.

» More recently, the Tigers hosted 21 NBA scouts to Auburn Arena for the top-25 battle with Washington.

GETTING IT DONE IN THE CLASSROOM

» When head coach Bruce Pearl took the job at Auburn, he made a commitment to make sure his kids focused on their school work.

» In May, Auburn received an Academic Progress Rate Public Recognition Award marking the first time the Tigers have been honored since the award began tracking data in 2004.

» The NCAA annually honors teams earning multiyear Academic Progress Rates in the top 10 percent of all squads in each sport.

» Auburn has three consecutive perfect APR scores of 1,000.

» The Tigers boast 995 multi-year score from 2013-17, the best in program history.

» Auburn has graduated 18 student-athletes in the last four years - the most by any program in the SEC.

TOP-10 CLASS

On the heels of a 26-win season that included a Southeastern Conference championship and a berth in the NCAA Tournament, head coach Bruce Pearl and the Auburn basketball team have inked a top-10 recruiting class that includes five four-star prospects.

"What jumps out to me about this class is the character, toughness, hunger, not entitled and wanting to continue to make history at Auburn. I think all five of these guys have a chance to be great Auburn men."
- Coach Pearl

2019 CLASS

| Player | Pos. | Ht. | Hometown |
|--------------------|------|-----|---------------------|
| Babtunde Akingbola | C | 6-8 | Powder Springs, Ga. |
| Allen Flanigan | G/F | 6-5 | Little Rock, Ark. |
| Tyrell Jones | G | 6-1 | Chicago, Ill. |
| Isaac Okoro | F | 6-6 | Powder Springs, Ga. |
| Jaylin Williams | F | 6-7 | Nahunta, Ga. |

**Babtunde Akingbola
6-8, 220, C**

ESPN - 3 star, #15 in Georgia, #52 PF
Rivals - 4 star
247 Sports - 3 star, #15 in Georgia, #47 C

- Had 70 reb and 27 blk in Nike EYBL circuit
- 6.0 pts, 6.1 reb, 3.0 blk, 1.1 apg as junior at McEachern HS
- Led team to third-place finish at the 45th annual City of Palms Classic

**Allen Flanigan
6-5, 200, G/F**

ESPN - 4 star, #1 in Arkansas, #33 SF
Rivals - 3 star
247 Sports - 3 star, #3 in Arkansas, #63 SF

- Son of Auburn legend and current assistant coach Wes Flanigan
- 13.0 ppg, 6.5 rpg, 2.9 spg as a junior at Parkview Magnet HS
- As a junior, averaged 13.0 points, 6.5 rebounds and 2.9 assists per game while playing for his grandfather, Alfred Flanigan

**Tyrell Jones
6-1, 170, G**

ESPN - 4 star, #92 overall, #8 in Florida, #13 PG
Rivals - 4 star, #105 overall, #16 PG
247 Sports - 4 star, #88 overall, #13 in Florida

- 17.2 ppg, 3.0 apg, 3.0 rpg, 2.2 spg as a junior at West Oaks Academy in Orlando, Fla.
- Secured 11 games in double figures as a junior
- Hit a school record 12 3s in one game

**Isaac Okoro
6-6, 215, F**

ESPN - 4 star, #44 overall, #2 in Georgia, #7 SF
Rivals - 4 star, #32 overall, #5 SF
247 Sports - 4 star, #38 overall, #2 in Georgia, #7 SF

- Gold Medalist for USA U17 World Cup Team
- 20.3 ppg, 6.4 rpg as a junior for McEachern HS
- In three seasons, led the team to an 81-8 record that includes three state tournament appearances.

**Jaylin Williams
6-7, 215, F**

ESPN - 4 star, #6 in Georgia, #35 SF
Rivals - 4 star, #95 overall, #22 PF
247 Sports - 4 star, #6 in Georgia, #21 PF

- First Team All-State selection as a junior
- Had consecutive games where he scored 44 points, followed by a 51-point, 10-rebound, 6-block outing
- Averaged 11.9 points, 4.9 rebounds and 1.9 assists while shooting 63 percent from the floor last summer

STAT RANKINGS (AS OF 12/6)

| | Value | SEC | NCAA |
|----------------------|-------|------|-------|
| Winning Pct. | .875 | 1st | 25th |
| Scoring Offense | 86.4 | 2nd | 19th |
| Scoring Defense | 60.0 | 1st | 15th |
| Scoring Margin | +26.4 | 1st | 3rd |
| Field Goal Pct. | .459 | 9th | 142nd |
| Field Goal Pct. Def. | .375 | 3rd | 16th |
| 3-pt. FG Per Game | 11.6 | 1st | 7th |
| 3-pt. FG Pct. | .371 | 2nd | 80th |
| 3-pt. FG Pct. Def. | .332 | 6th | 189th |
| Free Throw Pct. | .658 | 12th | 266th |
| Free Throw Made | 102 | 11th | 246th |
| Free Throws Att. | 155 | 11th | 224th |
| Rebounds | 41.8 | 4th | 27th |
| Rebound Margin | +8.8 | 2nd | 20th |
| Off. Rebounds | 15.9 | 1st | 5th |
| Def. Rebounds | 25.9 | 9th | 184th |
| Assists | 17.3 | 3rd | 29th |
| Assist/Turnover | 1.34 | 3rd | 44th |
| Turnover Margin | +7.5 | 1st | 2nd |
| Turnovers Forced | 20.4 | 1st | 4th |
| Blocks | 6.3 | 2nd | 8th |
| Steals | 10.3 | 1st | 6th |

INDIVIDUAL

Assist-to-Turnover Ratio

Jared Harper 2.84 4th 61st

Assists Per Game

Jared Harper 6.8 2nd 17th

Blocks Per Game

Anfernee McLemore 2.0 7th 54th

Austin Wiley 1.9 11th 75th

Offensive Rebounds Per Game

Chuma Okeke 3.3 2nd 42nd

Horace Spencer 2.8 5th 106th

Points Per Game

Bryce Brown 16.0 6th 216th

Rebounds Per Game

Chuma Okeke 7.3 9th 185th

Steals Per Game

Samir Doughty 1.8 5th 141st

Three-Pointers Per Game

Bryce Brown 3.4 2nd 29th

Jared Harper 3.0 3rd 59th

Total Three-Point FG Made

Bryce Brown 27 2nd 45th

Jared Harper 24 3rd 79th

Total Assists

Jared Harper 54 1st 23rd

Total Blocks

Anfernee McLemore 16 6th 59th

Austin Wiley 13 11th 100th

Total Rebounds

Chuma Okeke 58 8th 212nd

Total Steals

Samir Doughty 14 4th 143rd

WINS/LOSSES

| Category | Wins | Losses |
|----------------------|-------|--------|
| Scoring Offense | 88.4 | 72.0 |
| Scoring Defense | 57.4 | 78.0 |
| Scoring Margin | +31.0 | -6.0 |
| Field Goal Pct. | .475 | .364 |
| Field Goal Pct. Def. | .365 | .444 |
| 3-pt. FG Per Game | 11.7 | 11.0 |
| 3-pt. FG Pct. | .374 | .344 |
| 3-pt. FG Pct. Def. | .340 | .280 |
| Free Throw Pct. | .664 | .556 |
| Free Throws Made | 13.9 | 5.0 |
| Rebounds | 41.9 | 41.0 |
| Rebound Margin | +10.7 | -5.0 |
| Off. Rebounds | 15.6 | 18.0 |
| Def. Rebounds | 26.3 | 23.0 |
| Assists | 17.7 | 14.0 |
| Assist/Turnover | 1.3 | 1.6 |
| Turnover Margin | +8.0 | +4.0 |
| Turnovers Forced | 13.4 | 13.0 |
| Steals | 10.6 | 8.0 |
| Blocks | 6.9 | 2.0 |

CURRENT STREAKS

| | |
|--------------|--------|
| Overall | Won 3 |
| vs. Unranked | Won 7 |
| vs. Ranked | Lost 1 |
| Home | Won 7 |
| vs. SEC | Won 3 |
| vs. Non-SEC | Won 18 |
| vs. Ranked | Won 2 |
| vs. Unranked | Won 7 |
| Road | Lost 3 |
| vs. SEC | Lost 3 |
| vs. Non-SEC | Won 2 |
| vs. Ranked | Won 1 |
| vs. Unranked | Lost 3 |
| Neutral | Won 1 |
| vs. Ranked | Lost 9 |
| vs. Unranked | Won 3 |

CONSECUTIVE GAMES WITH A 3-POINTER

| | |
|----------------|----|
| Danjel Purifoy | 13 |
| Bryce Brown | 11 |
| Malik Dunbar | 5 |
| Jared Harper | 2 |
| Chuma Okeke | 2 |

CONSECUTIVE GAMES WITH 10+ POINTS

| | |
|----------------|---|
| Danjel Purifoy | 3 |
| Austin Wiley | 2 |

AUBURN IN THE POLLS

| Date | AP Poll | Coaches Poll |
|-----------|---------|--------------|
| Preseason | 11 | 12 |
| Nov. 12 | 9 | 12 |
| Nov. 19 | 8 | 9 |
| Nov. 26 | 8 | 10 |
| Dec. 3 | 8 | 9 |

AP POLL

| Rank | School | Record | Points |
|------|---------------------|------------|--------------|
| 1 | Gonzaga (43) | 8-0 | 1,578 |
| 2 | Kansas (19) | 6-0 | 1,539 |
| 3 | * Duke (1) | 7-1 | 1,463 |
| 4 | Virginia (1) | 7-0 | 1,367 |
| 5 | Michigan | 8-0 | 1,339 |
| 6 | Nevada | 8-0 | 1,300 |
| 7 | * Tennessee | 6-1 | 1,238 |
| 8 | Auburn | 6-1 | 1,154 |
| 9 | * Kentucky | 7-1 | 1,070 |
| 10 | Michigan State | 6-2 | 915 |
| 11 | Florida State | 6-1 | 871 |
| 12 | Wisconsin | 7-1 | 809 |
| 13 | Texas Tech | 7-0 | 783 |
| 14 | North Carolina | 6-2 | 782 |
| 15 | Virginia Tech | 6-1 | 675 |
| 16 | Kansas State | 6-1 | 629 |
| 17 | Buffalo | 7-0 | 515 |
| 18 | Iowa | 6-1 | 417 |
| 19 | Ohio State | 7-1 | 385 |
| 20 | Arizona State | 7-0 | 384 |
| 21 | Villanova | 6-2 | 356 |
| 22 | * Mississippi State | 6-1 | 243 |
| 23 | Maryland | 7-1 | 204 |
| 24 | Nebraska | 7-1 | 176 |
| 25 | Furman | 8-0 | 101 |

Others receiving votes: Purdue 100, Syracuse 62, Marquette 47, Iowa St. 46, Texas 44, Creighton 42, St. John's 39, Houston 30, *NC State 14, Indiana 13, *Arizona 12, Louisville 11, Clemson 11, Radford 9, TCU 9, Notre Dame 3, *Arkansas 3, Oregon 3, UCLA 3, Florida 2, Boston College 2, Davidson 1, Oklahoma 1.

* - Auburn opponent

USA TODAY COACHES POLL

| Rank | School | Record | Points |
|------|---------------------|------------|------------|
| 1 | Gonzaga (21) | 8-0 | 788 |
| 2 | Kansas (10) | 6-0 | 771 |
| 3 | * Duke | 7-1 | 712 |
| 4 | Virginia | 7-0 | 704 |
| 5 | Michigan (1) | 8-0 | 680 |
| 6 | Nevada | 8-0 | 629 |
| 7 | * Tennessee | 6-1 | 618 |
| 8 | * Kentucky | 7-1 | 547 |
| 9 | Auburn | 6-1 | 534 |
| 10 | Michigan State | 6-2 | 483 |
| 11 | Florida State | 6-1 | 405 |
| 12 | North Carolina | 6-2 | 389 |
| 13 | Texas Tech | 7-0 | 387 |
| 14 | Virginia Tech | 6-1 | 359 |
| 15 | Kansas State | 6-1 | 346 |
| 16 | Wisconsin | 7-1 | 322 |
| 17 | Ohio State | 7-1 | 249 |
| 18 | Buffalo | 7-0 | 241 |
| 19 | Iowa | 6-1 | 185 |
| 20 | Arizona State | 7-0 | 156 |
| 21 | Villanova | 6-2 | 143 |
| 22 | * Mississippi State | 6-1 | 124 |
| 23 | Maryland | 7-1 | 120 |
| 24 | Purdue | 5-3 | 89 |
| 25 | Nebraska | 7-1 | 73 |

Others receiving votes: Houston 58, St. John's 33, Iowa St. 33, Creighton 32, Furman 30, UCLA 28, Texas 24, Clemson 24, Syracuse 22, *NC State 11, Oregon 9, Cincinnati 8, Indiana 8, West Virginia 5, UCF 5, *LSU 5, Pittsburgh 5, North Texas 2, *Florida 2, Radford 1, Marquette 1.

* - Auburn opponent

AUBURN'S RECORD

| | |
|---|-----|
| Overall | 7-1 |
| Home | 5-0 |
| Away | 0-0 |
| Neutral | 2-1 |
| Conference | 0-0 |
| Home | 0-0 |
| Away | 0-0 |
| Non-Conference | 7-1 |
| Home | 5-0 |
| Away | 0-0 |
| Neutral | 2-1 |
| Overtime | 1-0 |
| Wearing white Auburn uniforms | 2-0 |
| Wearing white Tigers uniforms | 3-0 |
| Wearing navy uniforms | 2-0 |
| Wearing orange uniforms | 0-1 |
| Leading at half | 7-0 |
| Trailing at half | 0-1 |
| Tied at half | 0-0 |
| Leading with 5:00 remaining in second half | 7-0 |
| Trailing with 5:00 remaining in second half | 0-1 |
| Tied with 5:00 remaining in second half | 0-0 |
| Has more rebounds than opponent | 6-0 |
| Has fewer rebounds than opponent | 1-1 |
| Same rebounds as opponent | 0-0 |
| Commits more turnovers than opponent | 0-0 |
| Causes more turnovers than opponent | 7-1 |
| Same turnovers as opponent | 0-0 |
| Has more FT attempts than opponent | 4-0 |
| Has fewer FT attempts than opponent | 2-1 |
| Same FT attempts as opponent | 1-0 |
| Shoots 40% or better from field | 7-0 |
| Shoots less than 40% from field | 0-1 |
| Opponent shoots 40% or better from field | 5-1 |
| Opponent shoots less than 40% from field | 2-0 |
| Shoots better than opponent | 6-0 |
| Opponent shoots better | 1-1 |
| Same FG percentage | 0-0 |
| Bench outscores opponent's bench | 5-1 |
| Opponent's bench outscores Auburn bench | 2-0 |
| Same points off the bench | 0-0 |
| Auburn scores 100 or more | 2-0 |
| Auburn scores between 90-99 | 1-0 |
| Auburn scores between 80-89 | 2-0 |
| Auburn scores between 70-79 | 1-1 |
| Auburn scores between 60-69 | 1-0 |
| Auburn scores less than 60 | 0-0 |
| Opponent scores 100 or more | 0-0 |
| Opponent scores between 90-99 | 0-0 |
| Opponent scores between 80-89 | 0-0 |
| Opponent scores between 70-79 | 1-1 |
| Opponent scores between 60-69 | 1-0 |
| Opponent scores less than 60 | 4-0 |
| On Sunday | 0-0 |
| On Monday | 1-0 |
| On Tuesday | 2-1 |
| On Wednesday | 3-0 |
| On Thursday | 0-0 |
| On Friday | 1-0 |
| On Saturday | 0-0 |
| In November | 6-1 |
| In December | 0-0 |
| In January | 0-0 |
| In February | 0-0 |
| In March | 0-0 |
| Five-plus players score in double-figures | 3-0 |
| Four players score in double figures | 2-0 |
| Three players score in double figures | 1-1 |
| Two players score in double figures | 1-0 |
| One player scores in double figures | 0-0 |

MISCELLANEOUS STATISTICS

| | |
|--|---|
| Largest margin of victory | 51, vs. Mississippi College (11/14/18) |
| Smallest margin of victory | 9, vs. Xavier (OT) (11/19/18) |
| Largest margin of defeat | 6, vs. Duke (11/20/18) |
| Smallest margin of defeat | 6, vs. Duke (11/20/18) |
| Biggest rebound margin | +31, vs. Mississippi College (11/14/18) |
| Biggest rebound deficit | -7, vs. Xavier (OT) (11/19/18) |
| Average margin of victory/defeat | +31.0/-6.0 |
| Largest halftime lead | 28, vs. Saint Peter's (11/28/18) |
| Largest halftime lead blown | - |
| Largest halftime deficit | 8, vs. Duke (11/20/18) |
| Largest halftime deficit overcome to win | - |
| Largest overall lead | 55, vs. Saint Peter's (2H) (11/28/18) |
| Largest overall lead blown | - |
| Largest overall deficit | 17, vs. Duke (1H) (11/20/18) |
| Largest deficit overcome to win | 3, vs. Xavier (1H) (OT) (11/19/18) |

TEAM EXTREMES

| | |
|---------------------------|---|
| Most points scored | 103, vs. Mississippi College (11/14/18) |
| Fewest points scored | 67, vs. UNC Asheville (12/4/18) |
| Most rebounds | 66, vs. Mississippi College (11/14/18) |
| Fewest rebounds | 30, vs. Arizona (11/21/18) |
| Most assists | 25, vs. Saint Peter's (11/28/18) |
| Fewest assists | 10, vs. Arizona (11/21/18) |
| Most turnovers | 19, vs. UNC Asheville (12/4/18) |
| Fewest turnovers | 9, vs. Duke (11/20/18) |
| Most steals | 16, vs. Saint Peter's (11/28/18) |
| Fewest steals | 4, vs. Arizona (11/21/18) |
| Most blocks | 12, vs. UNC Asheville (12/4/18) |
| Fewest blocks | 2 (2x), last vs. Arizona (11/21/18) |
| Best shooting percentage | .540 (27-50), vs. Arizona (11/21/18) |
| Worst shooting percentage | .364 (28-77), vs. Duke (11/20/18) |
| Best 3-pt. percentage | .484 (15-31), vs. Saint Peter's (11/28/18) |
| Worst 3-pt. percentage | .242 (8-33), vs. Mississippi College (11/14/18) |
| Best FT percentage | .783 (18-23), vs. Washington (11/9/18) |
| Worst FT percentage | .500 (7-14), vs. South Alabama (11/6/18) |
| Most points (1st half) | 52, vs. South Alabama (11/6/18) |
| Fewest points (1st half) | 28, vs. Arizona (11/21/18) |
| Most points (2nd half) | 55, vs. Mississippi College (11/14/18) |
| Fewest points (2nd half) | 34, vs. UNC Asheville (12/4/18) |
| Most points (OT) | 11, vs. Xavier (OT) (11/19/18) |
| Fewest points (OT) | 11, vs. Xavier (OT) (11/19/18) |

STARTING LINEUPS

Record when starting lineup is:

Brown, Doughty, Harper, McLemore, Okeke 7-1

Record when starts:

| | |
|-------------------|-----|
| Bryce Brown | 7-1 |
| Samir Doughty | 7-1 |
| Jared Harper | 7-1 |
| Anfernee McLemore | 7-1 |
| Chuma Okeke | 7-1 |

AUBURN INDIVIDUAL GAME HIGHS

Points _____ 26, Bryce Brown vs. Xavier (OT) (11/19/18)
 _____ 25, Jared Harper vs. Xavier (OT) (11/19/18)
 Field Goals Made _____ 9, Bryce Brown vs. Xavier (OT) (11/19/18)
 _____ 8, Jared Harper vs. Xavier (OT) (11/19/18)
 _____ 8, Anfernee McLemore vs. Saint Peter's (11/28/18)
 Field Goal Att. _____ 19, Jared Harper vs. Duke (11/20/18)
 _____ 18, Bryce Brown vs. Xavier (OT) (11/19/18)
 FG Pct. _____ .857 (6-7), Malik Dunbar vs. Arizona (11/21/18)
 3-Point FG Made _____ 6, Jared Harper vs. South Alabama (11/6/18)
 _____ 6, Jared Harper vs. Duke (11/20/18)
 3-Point FG Att. _____ 13, Bryce Brown vs. Xavier (OT) (11/19/18)
 _____ 13, Jared Harper vs. Duke (11/20/18)
 3-Pt FG Pct. _____ 1.000 (3-3), Chuma Okeke vs. Washington (11/9/18)
 Free Throws Made _____ 8, Austin Wiley vs. Mississippi College (11/14/18)
 Free Throw Att. _____ 10, Austin Wiley vs. Mississippi College (11/14/18)
 FT Pct. _____ 1.000 (4-4), Samir Doughty vs. Washington (11/9/18)
 _____ 1.000 (4-4), Jared Harper vs. Washington (11/9/18)
 Rebounds _____ 17, Horace Spencer vs. Mississippi College (11/14/18)
 Assists _____ 13, Jared Harper vs. South Alabama (11/6/18)
 Steals _____ 5, Malik Dunbar vs. UNC Asheville (12/4/18)
 Blocked Shots _____ 5, Austin Wiley vs. UNC Asheville (12/4/18)
 Turnovers _____ 5, Chuma Okeke vs. South Alabama (11/6/18)
 _____ 5, Jared Harper vs. Xavier (OT) (11/19/18)
 Fouls _____ 5 (3x), last Samir Doughty vs. Duke (11/20/18)
 Minutes _____ 43, Bryce Brown vs. Xavier (OT) (11/19/18)
 _____ 43, Jared Harper vs. Xavier (OT) (11/19/18)

OPPONENT INDIVIDUAL GAME HIGHS

Points _____ 25, Rodrick Sikes vs. South Alabama (11/6/18)
 Field Goals Made _____ 8, Rodrick Sikes vs. South Alabama (11/6/18)
 Field Goal Att. _____ 20, RJ Barrett vs. Duke (11/20/18)
 FG Pct. _____ .778 (7-9), Jaylen Nowell vs. Washington (11/9/18)
 3-Point FG Made _____ 5, Rodrick Sikes vs. South Alabama (11/6/18)
 3-Point FG Att. _____ 12, Rodrick Sikes vs. South Alabama (11/6/18)
 3-Pt FG Pct. _____ 1.000 (2-2), Jaylen Nowell vs. Washington (11/9/18)
 Free Throws Made _____ 7, Nahziah Carter vs. Washington (11/9/18)
 Free Throw Att. _____ 9, Nahziah Carter vs. Washington (11/9/18)
 FT Pct. _____ 1.000 (4-4), Rodrick Sikes vs. South Alabama (11/6/18)
 _____ 1.000 (4-4), Zach Jones vs. Mississippi College (11/14/18)
 _____ 1.000 (6-6), Quentin Goodin vs. Xavier (OT) (11/19/18)
 _____ 1.000 (6-6), Cam Reddish vs. Duke (11/20/18)
 _____ 1.000 (4-4), Davauhnte Turner vs. Saint Peter's (11/28/18)
 Rebounds _____ 10, Brandon Boston vs. Mississippi College (11/14/18)
 Assists _____ 6, Quentin Goodin vs. Xavier (OT) (11/19/18)
 _____ 6, Tre Jones vs. Duke (11/20/18)
 _____ 6, Dallas Watson vs. Saint Peter's (11/28/18)
 Steals _____ 3, Paul Scruggs vs. Xavier (OT) (11/19/18)
 _____ 3, Klay Brown vs. Saint Peter's (11/28/18)
 _____ 3, Davauhnte Turner vs. Saint Peter's (11/28/18)
 Blocked Shots _____ 7, Marques Bolden vs. Duke (11/20/18)
 Turnovers _____ 9, DeVon Baker vs. UNC Asheville (12/4/18)
 _____ 8, Dyllan Taylor vs. Mississippi College (11/14/18)
 Fouls _____ 5, Noah Dickerson vs. Washington (11/9/18)
 _____ 5, Marcus Little vs. Mississippi College (11/14/18)
 Minutes _____ 43, Quentin Goodin vs. Xavier (OT) (11/19/18)
 _____ 41, Naji Marshall vs. Xavier (OT) (11/19/18)

THE LAST TIME - TEAM

Defeated a ranked team at home _____ vs. #25 vs. Washington (11/9/18)
 Defeated a ranked team on the road _____ at #23 Tennessee (1/2/18)
 Defeated a top-10 team at home _____ vs. #9 Alabama (1/18/03)
 Defeated a top-10 team on the road _____ at #8 Arkansas (1/23/93)
 Won in overtime _____ vs. Xavier, 88-79 (OT) (11/19/18)
 Lost in overtime _____ vs. Missouri (SECT), 86-83 (OT) (3/8/17)
 Won in double overtime _____ vs. Xavier, 89-88 (2OT) (12/20/14)
 Lost in double overtime _____ at Arkansas, 88-80 (2OT) (1/16/13)
 Played back-to-back overtime games _____ vs. Ole Miss, W 69-68 (2OT) (1/14/12)
 _____ at LSU, L 65-58 (OT) (1/17/12)
 Played at least three overtimes _____ vs. Georgia (SECT) (4OT) (3/1/79)
 Shot 70% for a half _____ 74.1% (20-27) vs. Arkansas-Pine Bluff (12/30/13)
 Shot 70% for a half (SEC) _____ 72.7% (16-22) at Ole Miss (2/22/03)
 Shot 60% for a game _____ 61.8% (42-68) vs. Winthrop (11/24/17)
 Shot 60% for a game (SEC) _____ 61.1% (33-54) at Arkansas (2/17/16)
 Shot less than 30% for game _____ 25.8% (17-66) vs. Clemson (3/18/18)
 Shot 100% from the FT line _____ 100% (6-6) vs. Long Beach State (12/23/11)
 Shot 60% from 3-point line _____ 65.4% (17-26) vs. Vanderbilt (2/3/18)
 Shot less than 30% in half _____ 18.2% (6-33) vs. Clemson (1st) (3/18/18)
 Shot less than 20% in half _____ 18.2% (6-33) vs. Clemson (1st) (3/18/18)
 Shot less than 10% in a half _____ 8.3% (2-24) vs. LSU (1st) (1/8/11)
 Attempted 50 free throws _____ 52 vs. Vanderbilt (2/6/54)
 Attempted 40 free throws _____ 42 vs. Alabama (1/21/17)
 Attempted 30 free throws in half _____ 30 vs. Georgia (2nd) (2/24/16)
 Made 30 free throws _____ 31 at Arkansas (2/27/18)
 Made 30 free throws (SEC) _____ 31 at Arkansas (2/27/18)
 Made at least 10 3-point field goals _____ 15 vs. Saint Peter's (11/28/18)
 Failed to make 3-point field goal _____ vs. Kentucky (0-15) (1/19/13)
 Had at least 50 rebounds _____ 66 vs. Mississippi College (11/14/18)
 Had less than 20 rebounds _____ 19 vs. Presbyterian (12/18/10)
 Had 25 assists _____ 25 vs. Saint Peter's (11/28/18)
 Had at least 15 steals _____ 16 vs. Saint Peter's (11/28/18)
 Had at least 10 blocks _____ 12 vs. UNC Asheville (12/4/18)
 Had at least 15 blocks _____ 17 vs. Nicholls State (11/25/11)
 Had at least 25 lead changes _____ 27 at Arkansas (1/16/13)
 Scored 50 points in a half _____ 51 vs. Saint Peter's (1st) (11/28/18)
 Scored 50 points in a half (SEC) _____ 50 vs. Alabama (2nd) (2/21/18)
 Scored 60 points in a half _____ 61 vs. Winthrop (2nd) (11/24/17)
 Scored 60 points in a half (SEC) _____ 64 at Tennessee (2/15/06)
 Scored 70 points in a half _____ 72 vs. Northwestern State (2nd) (11/27/15)
 Scored 100 points _____ 103 vs. Mississippi College (11/14/18)
 Scored 100 points (SEC) _____ 102 vs. Alabama (2/13/99)
 Scored under 20 points in 1st half _____ 19 vs. Clemson (1st) (3/18/18)
 Scored under 20 points in 2nd half _____ 14 vs. Tulsa (11/24/14)
 Scored under 10 points in a half _____ 6 vs. LSU (1st) (1/8/11)
 Scored 35 or under points in a game _____ 35 vs. Tulsa (11/24/14)
 Scored under 50 points in game _____ 45 at Tennessee (2/9/16)
 Scored under 50 points in game (SEC) _____ 45 at Tennessee (2/9/16)

THE LAST TIME - INDIVIDUAL

| | |
|--|---|
| Scored at least 30 points | Mustapha Heron (31) vs. Winthrop (11/24/17) |
| Scored at least 35 points | Toney Douglas (38) vs. Nicholls State (11/24/04) |
| Scored at least 40 points | Wesley Person (44) vs. UAB (12/16/93) |
| Had two players with at least 20 points | Bryce Brown (26) and Jared Harper (25) vs. Xavier (OT) (11/19/18) |
| Had three players with at least 20 points | KT Harrell (24), Tahj Shamsid-Deen (21) & Cinmeon Bowers (20) vs. Louisiana (11/21/14) |
| Scored 20 points in a half | Bryce Brown (25, 2nd) vs. Georgia (1/20/18) |
| Scored 20 points in 1st half | Bryce Brown (23) vs. UAB (12/9/17) |
| Scored 20 points in 2nd half | Bryce Brown (25) vs. Georgia (1/20/18) |
| Scored 25 points in a half | Bryce Brown (25, 2nd) vs. Georgia (1/20/18) |
| Had two players with 25 points | Bryce Brown (26) and Jared Harper (25) vs. Xavier (OT) (11/19/18) |
| Had two players with 25 points (SEC) | Chris Denson (30) & KT Harrell (26) vs. Mississippi State (2/14/14) |
| A player had back-to-back 25-point SEC games | Kareem Canty (26) vs. Kentucky (1/16/16); (25) vs. Alabama (1/19/16) |
| A player had three straight 25-point SEC games | Chris Denson (29) at LSU (2/8/14) |
| | (26) vs. Kentucky (2/12/14); (30) vs. Mississippi State (2/15/14) |
| A player had four straight 25-point SEC games | Chris Denson (25) at South Carolina (2/5/14); (29) at LSU (2/8/14); |
| | (26) vs. Kentucky (2/12/14); (30) vs. Mississippi State (2/15/14) |
| A player had five straight 25-point SEC games | Keenan Carpenter (44) vs. LSU (1/8/89); (28) vs. Mississippi State (2/11/89) |
| | (33) at Florida (2/15/89); (32) at Ole Miss (2/18/89); (29) vs. Kentucky (2/20/89) |
| Zero players scored in double figures | at Vanderbilt (1/7/12) |
| Only one player scored in double figures | Bryce Brown (18) at Tennessee (2/9/16) |
| Five players scored in double figures | Bryce Brown (19), Anfernee McLemore (19), |
| | Austin Wiley (16), Malik Dunbar (14), Chuma Okeke (12) vs. Saint Peter's (11/28/18) |
| Five players scored in double figures (SEC) | Mustapha Heron (21), Desean Murray (18), |
| | Bryce Brown (15), Chuma Okeke (14), Jared Harper (11) vs. LSU (1/27/18) |
| All five starters scored in double figures | Jared Harper (20), Chuma Okeke (20), |
| | Samir Doughty (14), Bryce Brown (12), Anfernee McLemore (11) vs. South Alabama (11/6/18) |
| Six players scored in double figures | Austin Wiley (18), Bryce Brown (16), Horace Spencer (14), |
| | Samir Doughty (13), Jared Harper (10) vs. Mississippi College (11/14/18) |
| Six players scored in double figures (SEC) | Desean Murray (16), Mustapha Heron (15), Bryce Brown (13), |
| | Anfernee McLemore (13), Jared Harper (12), Horace Spencer (12) vs. Ole Miss (1/9/18) |
| Had at least 15 rebounds | Horace Spencer (17) vs. Mississippi College (11/14/18) |
| Had at least 15 rebounds (SEC) | Cinmeon Bowers (17) vs. Ole Miss (2/20/16) |
| Had at least 20 rebounds | Kelvin Ardister (20) vs. Tennessee (1/4/89) |
| Had at least 25 rebounds | Rex Frederick (25) at Ole Miss (1/6/58) |
| Had at least 20 pts & 20 reb | Kelvin Ardister (22 pts, 20 reb) vs. Tennessee (1/4/89) |
| Had two players with at least 10 rebounds | Anfernee McLemore (11) and Desean Murray (11) vs. Kentucky (2/14/18) |
| Had at least three players with 10 rebounds | Korvotney Barber (13), Quantez Robertson (10) and Lucas Hargrove (10) at Virginia (12/20/08) |
| Had a double-double | Horace Spencer (14 pts, 17 reb) vs. Mississippi College (11/14/18) |
| Had two straight double-doubles | Chuma Okeke (16 pts, 10 reb) vs. Alabama (2/21/18); (12 pts, 10 reb) at Florida (2/24/18) |
| Had three straight double-doubles | Cinmeon Bowers (12 pts, 15 reb) vs. Vanderbilt (2/13/16); |
| | (14 pts, 10 reb) at Arkansas (2/17/16); (11 pts, 18 reb) vs. Ole Miss (2/20/16) |
| Had four straight double-doubles | Cinmeon Bowers (19 pts, 19 reb) vs. Middle Tennessee (12/12/15); (13 pts, 12 reb) vs. Mercer (12/15/15); |
| | (12 pts, 11 reb) at Xavier (12/19/15); (12 pts, 12 reb) vs. New Mexico (12/22/15) |
| Had five straight double-doubles | Jeff Moore (26 pts, 11 reb) vs. Ole Miss (3/2/88); (20 pts, 11 reb) at LSU (3/5/88); |
| | (22 pts, 11 reb) vs. Georgia (3/11/88); (13 pts, 13 reb) vs. Bradley (3/17/88); (22 pts, 11 reb) vs. Oklahoma (3/19/88) |
| Had two players with a double-double | Tyler Harris (20 pts, 11 reb) and Cinmeon Bowers (13 pts, 12 ast) vs. Mercer (12/15/15) |
| Had a double-double with points and assists | Jared Harper (20 pts, 13 ast) vs. South Alabama (11/6/18) |
| Had a triple-double | Kenny Gabriel (24 pts, 13 reb, 10 blk) vs. Bethune-Cookman (1/2/12) |
| Had 10 assists | Jared Harper (13) vs. South Alabama (11/6/18) |
| Had two players with at least five blocks | Rob Chubb (5) and Willy Kouassi (5) vs. Nicholls State (11/25/11) |
| Had 10 blocks | Kenny Gabriel (10) vs. Bethune-Cookman (1/2/12) |
| Had five steals | Malik Dunbar (5) vs. UNC Asheville (12/4/18) |
| Had five steals (SEC) | Antoine Mason (5) at LSU (2/6/15) |
| Made 25 straight free throws | Danjel Purifoy (27) (11/23/16-12/18/16) |
| Hit buzzer-beater shot to win a game | T.J. Dunans vs. Mercer (3-pt FG, 76-74) (12/18/16) |
| Played more than 40 minutes | Bryce Brown (43) and Jared Harper (43) vs. Xavier (OT) (11/19/18) |

1

JARED HARPER

6-0 • 175

Jr. • G

Mableton, Ga.
(Pebblebrook HS)



2017-18 (Sophomore): Named Second Team All-SEC by the Associated Press and the conference coaches ... selected to the United State Basketball Writers Association All-District IV team ... tabbed to the SEC Community Service Team ... averaged 13.2 points, 5.4 assists, 2.4 rebounds and 1.2 steals per game in 30.5 minutes per game ... started all 34 games as the floor general ... ranked third on the team with 27 games in double figures ... made team-best 74 of 86 free throws with under 4 minutes to go ... knocked down 166 free throws, the 4th-most in single-season program history ... became 1 of only 2 players (KT Harrell) to be in Auburn's top 10 for single-season free throws and also made at least 50 3s in the same season ... was fifth in the SEC by shooting 82% from the charity stripe ... ranked in the top 5 in the SEC and top 50 nationally in assists per game (5.4) and assist-to-turnover ratio (2.57) ... produced the most games of 7+ assists by any player in the SEC with 15 such instances ... the Tigers scored a total of 481 points off assists from Harper (333 from downtown, 148 inside the arc) ... tied with Gerald White (1984-85) for 4th in the Auburn record books with 185 assists ... racked up 14 assists against Vanderbilt, which was 1 off the school record held by Eddie Johnson (1976) ... finished with 14 points and 14 assists to become the first player to record a double-double in points and assists since Kareem Canty (2015) ... scored in double figures in 17 of 18 SEC games (team-best) ... reached the 20-point plateau 5 times, including a career-best 24 at Georgia ... 4 of 5 20-point games came in league play ... led team with 40 steals ... guided the team in assists in 27 games, steals in 13 contests and scoring in 6 tilts ... averaged 15.2 points, 5.9 assists, 2.2 rebounds and 1.4 steals in SEC play ... played over 20 minutes in all but 1 contest ... knocked down a career-high 5 buckets from behind the arc to highlight a 21-point outing, including 18 in the second half, at Missouri ... declared for the NBA Draft without the intention of hiring an agent on April 6.

HIGH SCHOOL AND PERSONAL DATA: Consensus four-star signee ... ranked No. 54 overall by Rivals ... two-time first-team All-State ... averaged 27 points, 10.1 assists, 5.7 rebounds and 3.7 steals in leading Pebblebrook to a 23-10 record as a senior in 2015-16 under coach George Washington ... he shot 49 percent from the floor and 48.9 percent (85-of-174) from 3-point range ... in back-to-back seasons, led Pebblebrook to the Class 6A state championship game ... selected to the American Family Insurance High School Slam Dunk and 3-Point Championships in Pearland, Texas ... rated as a consensus four-star by ESPN, 247Sports, Rivals and Scout ... he had 24 points at halftime and scored 12 in the third quarter of the game named the MVP of the prestigious Peach Jam in 2015, leading his Georgia Stars AAU team to the championship with a game-high 34 points, eight assists and four rebounds in a 104-77 win over the St. Louis Eagles ... averaged 21 points and seven assists as a junior leading Pebblebrook to a school record wins with a 27-6 record in 2014-15 ... led the Georgia Stars to an 8-0 record in a Las Vegas tournament in July 2015 and as the Stars finished ranked No. 1 in the country ... an honors student, finished high school with a 3.7 GPA ... full name is Jared Lamar Harper ... son of Patrick and Erica Harper ... studying in Harbert College of Business ... signed national letter of intent on Nov. 12, 2015.

HARPER'S MISCELLANEOUS STATS

| | 2016-17 | 2017-18 | 2018-19 | Career |
|--------------------|---------|---------|---------|--------|
| Games with 10+ Pts | 18 | 27 | 5 | 51 |
| Games with 20+ Pts | 5 | 5 | 3 | 13 |
| Games 5+ 3s | 3 | 1 | 2 | 6 |
| Games with 5+ Reb | 2 | 4 | 4 | 10 |
| Games with 10+ Reb | 0 | 0 | 0 | 0 |
| Games with 5+ Ast | 5 | 20 | 7 | 32 |
| Games with 10+ Ast | 0 | 2 | 1 | 3 |
| Games with 5+ Blk | 0 | 0 | 0 | 0 |
| Games with 5+ Stl | 0 | 0 | 0 | 0 |
| Double-Doubles | 0 | 2 | 1 | 3 |

MEASURABLES AND BAM TESTING RESULTS

| | |
|--------------------|---------|
| Wingspan | 64.5" |
| Reach | 7'10.5" |
| Hand | 8.5" |
| Vertical Jump | 34" |
| Approach Vertical | 42.5" |
| 3/4 Court Sprint | 3.151 |
| Reaction Shuttle | 3.018 |
| Lane Agility Drill | 10.600 |
| 185 lb Bench | 7 |

CAREER HIGHS

| | |
|------------------------|-----------------------------------|
| Points | 25 vs. Xavier (11/19/18) |
| Rebounds | 6 (3x) last vs. Xavier (11/19/18) |
| Field Goals | 9 vs. Xavier (11/19/18) |
| Field Goals Att. | 19 vs. Duke (11/20/18) |
| 3-Pt. Field Goals | 6 (2x) last vs. Duke (11/20/18) |
| 3-Pt. Field Goals Att. | 10 (2x) last vs. Duke (11/20/18) |
| Free Throws | 14 vs. Ole Miss (1/7/17) |
| Free Throws Att. | 17 vs. Ole Miss (1/7/17) |
| Assists | 14 vs. Vanderbilt (2/3/18) |
| Steals | 4 (3x) last vs. Alabama (2/21/18) |
| Blocks | 1 (4x) last vs. Ole Miss (1/9/18) |
| Minutes | 43 vs. Xavier (11/19/18) |

2018-19 HARPER GAME-BY-GAME

| Opp. | Start | Min. | FG-A | 3FG-A | FT-A | O-D-T | PF | A | TO | BLK | STL | PTS |
|-------------|-------|------|------|-------|------|-------|----|----|----|-----|-----|-----|
| S. Alabama | * | 30 | 7-13 | 6-10 | 0-0 | 0-5-5 | 2 | 13 | 1 | 0 | 2 | 20 |
| Washington | * | 32 | 3-12 | 3-6 | 4-4 | 1-4-5 | 1 | 5 | 2 | 0 | 0 | 13 |
| Miss. Col. | * | 21 | 5-8 | 2-5 | 0-0 | 0-2-2 | 0 | 4 | 0 | 0 | 1 | 14 |
| Xavier | * | 43 | 9-17 | 3-9 | 4-6 | 1-5-6 | 3 | 8 | 5 | 0 | 3 | 25 |
| Duke | * | 38 | 7-19 | 6-10 | 2-2 | 0-0-0 | 0 | 6 | 2 | 0 | 0 | 22 |
| Arizona | * | 36 | 1-7 | 0-5 | 2-2 | 0-5-5 | 1 | 5 | 2 | 0 | 0 | 4 |
| St. Peter's | * | 27 | 2-8 | 2-6 | 0-0 | 0-1-1 | 1 | 8 | 3 | 0 | 3 | 6 |
| UNCA | * | 30 | 2-6 | 2-5 | 3-3 | 0-1-1 | 1 | 5 | 4 | 0 | 0 | 9 |
| Dayton | | | | | | | | | | | | |
| UAB | | | | | | | | | | | | |
| NC State | | | | | | | | | | | | |
| Murray St. | | | | | | | | | | | | |
| North Fla. | | | | | | | | | | | | |
| Ole Miss | | | | | | | | | | | | |
| Georgia | | | | | | | | | | | | |
| Texas A&M | | | | | | | | | | | | |
| Kentucky | | | | | | | | | | | | |
| S. Carolina | | | | | | | | | | | | |
| Miss. St. | | | | | | | | | | | | |
| Missouri | | | | | | | | | | | | |
| Alabama | | | | | | | | | | | | |
| Florida | | | | | | | | | | | | |
| LSU | | | | | | | | | | | | |
| Ole Miss | | | | | | | | | | | | |
| Vanderbilt | | | | | | | | | | | | |
| Arkansas | | | | | | | | | | | | |
| Kentucky | | | | | | | | | | | | |
| Georgia | | | | | | | | | | | | |
| Miss. St. | | | | | | | | | | | | |
| Alabama | | | | | | | | | | | | |
| Tennessee | | | | | | | | | | | | |

HARPER'S CAREER STATISTICS

| Year | GP-GS | Min-Avg | FG-FGA | Pct | 3FG-A | Pct | FT-FTA | Pct | Off-Def-Tot--Avg | PF-FO | Ast | TO | Blk | Stl | Pts | Avg |
|--------------|--------------|------------------|----------------|-------------|----------------|-------------|----------------|-------------|------------------------|--------------|------------|------------|----------|-----------|------------|-------------|
| 2016-17 | 32-30 | 774-24.2 | 104-270 | .385 | 54-157 | .344 | 103-146 | .705 | 10-52-62--1.9 | 57-1 | 95 | 49 | 2 | 37 | 365 | 11.4 |
| 2017-18 | 34-34 | 1038-30.5 | 111-308 | .360 | 61-172 | .355 | 166-202 | .822 | 14-68-82--2.4 | 63-2 | 185 | 72 | 1 | 40 | 449 | 13.2 |
| 2018-19 | 8-8 | 257-32.1 | 36-90 | .400 | 24-56 | .429 | 15-17 | .882 | 2-23-25--3.1 | 9-0 | 54 | 19 | 0 | 9 | 111 | 13.9 |
| TOTAL | 74-72 | 2069-28.0 | 251-668 | .376 | 139-385 | .361 | 284-365 | .778 | 26-143-169--2.3 | 129-3 | 334 | 140 | 3 | 86 | 925 | 12.5 |

2



BRYCE BROWN

6-3 • 198

Sr. • G

Stone Mountain, Ga.
(Tucker HS)

2017-18 (Junior): Named First Team All-SEC by the Associated Press and Second Team All-SEC by the league coaches ... tabbed to the Naismith Trophy Top 30 ... selected to the United States Basketball Writers Association All-District IV team ... averaged 15.9 points, 2.0 rebounds, 1.7 assists and 1.0 steals per game in 31.2 minutes per game ... played and started in 33 games, only missing the Georgia game due to an injury ... became the 36th player in program history to reach 1,000 career points after dropping 29 in the regular season finale against South Carolina ... became the 18th player in program history to tally 1,000 career points prior to the end of their third season ... moved into second in the program's all-time 3-pointers made list with 241 career 3s ... was 1 away from matching the single-season 3-point record held by Lance Weems (108, 1995-96) as he racked up 107 buckets behind the arc ... has made the most 3-pointers by any player in Auburn history through their first 3 seasons with 241 ... that mark is 54 ahead of the next-best total by Tay Waller ... guided the SEC with 3.2 3-pointers per game and 107 total 3s ... both marks were in the top 20 nationally ... led the team in scoring 13 times, steals 6 times and assists 2 times ... held defensive matchup to shoot just 37% on the season and forced 100 turnovers ... paced the team with 8 halves with 15 or more points ... averaged 16.8 points, 1.8 rebounds, 1.2 assists and 1.0 steals per game in league play ... scoring total ranked 7th in the SEC during conference action ... averaged 18.4 points per game and shot 47% from the field, including 46% behind the arc, in home games ... scored in double figures in 28 of 33 games, ranking second on the team ... tied for the team lead with 8 20-point games and 1 30-point contest ... scored career-high 31 points on 12-of-16 from the floor, including 4-of-8 behind the arc, in the season opener vs. Norfolk State ... buried 5 or more 3s in 8 games, including 6 in SEC play ... scored 29 points vs. South Carolina to clinch SEC title ... Academic Top Tiger ... declared for the NBA Draft without the intention of hiring an agent on April 11.

HIGH SCHOOL AND PERSONAL DATA: Averaged 25 points, 6 rebounds and 4 assists as a senior at Tucker High School under coach James Hartry ... averaged 18 points and five assists as a junior ... teammates with former Auburn player Tahj Shamsid-Deen at Columbia High School in Decatur, Ga., as a sophomore in 2012-13 ... went to Columbia High School as a sophomore and junior and went to back-to-back state championships ... impressed the Auburn coaching staff at Coach Bruce Pearl's Elite Camp in 2014 ... full name is Bryce Wade Brown ... son of Cedric and Donna Brown ... father, Cedric, and brother, Blake, played football at Clark Atlanta ... studying in College of Liberal Arts ... signed national letter of intent on Nov. 14, 2014.

BROWN'S MISCELLANEOUS STATS

| | 2015-16 | 2016-17 | 2017-18 | 2018-19 | Career |
|--------------------|---------|---------|---------|---------|--------|
| Games with 10+ Pts | 14 | 7 | 28 | 7 | 56 |
| Games with 20+ Pts | 3 | 0 | 8 | 1 | 12 |
| Games 5+ 3s | 4 | 3 | 8 | 1 | 16 |
| Games with 5+ Reb | 3 | 4 | 1 | 0 | 8 |
| Games with 10+ Reb | 0 | 0 | 0 | 0 | 0 |
| Games with 5+ Ast | 0 | 1 | 2 | 2 | 5 |
| Games with 10+ Ast | 0 | 0 | 0 | 0 | 0 |
| Games with 5+ Blk | 0 | 0 | 0 | 0 | 0 |
| Games with 5+ Stl | 0 | 0 | 0 | 0 | 0 |
| Double-Doubles | 0 | 0 | 0 | 0 | 0 |

MEASURABLES AND BAM TESTING RESULTS

| | |
|--------------------|--------|
| Wingspan | 6'4.5" |
| Reach | 8'1" |
| Hand | 9.5" |
| Vertical Jump | 35" |
| Approach Vertical | 42.5" |
| 3/4 Court Sprint | 3.152 |
| Reaction Shuttle | 2.787 |
| Lane Agility Drill | 10.617 |
| 185 lb Bench | 14 |

CAREER HIGHS

| | |
|------------------------|--|
| Points | 31 vs. Norfolk State (11/10/17) |
| Rebounds | 6 (3x) last vs. LSU (1/18/17) |
| Field Goals | 12 vs. Norfolk State (11/10/17) |
| Field Goals Att. | 18 (2x) last vs. Xavier (11/19/18) |
| 3-Pt. Field Goals | 9 at Arkansas (2/17/16) |
| 3-Pt. Field Goals Att. | 14 (2x) last vs. Alabama (2/21/18) |
| Free Throws | 7 at Missouri (1/24/18) |
| Free Throws Att | 8 (3x) last at Mississippi State (1/13/18) |
| Assists | 5 (5x) last vs. Saint Peter's (11/28/18) |
| Steals | 3 (6x) last at Dayton (11/29/17) |
| Blocks | 2 (2x) last vs. Boston College (12/12/16) |
| Minutes | 43 vs. Xavier (11/19/18) |

2018-19 BROWN GAME-BY-GAME

| Opp. | Start | Min. | FG-A | 3FG-A | FT-A | O-D-T | PF | A | TO | BLK | STL | PTS |
|-------------|-------|------|------|-------|------|-------|----|---|----|-----|-----|-----|
| S. Alabama | * | 27 | 4-12 | 4-9 | 0-1 | 1-2-3 | 3 | 1 | 1 | 1 | 0 | 12 |
| Washington | * | 29 | 3-10 | 2-8 | 5-7 | 0-2-2 | 3 | 1 | 1 | 1 | 2 | 13 |
| Miss. Col. | * | 27 | 6-13 | 4-10 | 0-1 | 1-2-3 | 0 | 1 | 0 | 0 | 2 | 16 |
| Xavier | * | 43 | 8-18 | 5-13 | 5-6 | 0-4-4 | 2 | 5 | 2 | 0 | 2 | 26 |
| Duke | * | 38 | 6-17 | 4-13 | 0-0 | 2-1-3 | 2 | 2 | 2 | 0 | 1 | 16 |
| Arizona | * | 29 | 6-10 | 4-8 | 3-3 | 0-2-2 | 2 | 2 | 2 | 0 | 0 | 19 |
| St. Peter's | * | 25 | 7-11 | 3-6 | 2-4 | 0-4-4 | 0 | 5 | 1 | 0 | 1 | 19 |
| UNCA | * | 29 | 3-9 | 1-6 | 0-0 | 0-2-2 | 2 | 4 | 1 | 0 | 2 | 7 |
| Dayton | | | | | | | | | | | | |
| UAB | | | | | | | | | | | | |
| NC State | | | | | | | | | | | | |
| Murray St. | | | | | | | | | | | | |
| North Fla. | | | | | | | | | | | | |
| Ole Miss | | | | | | | | | | | | |
| Georgia | | | | | | | | | | | | |
| Texas A&M | | | | | | | | | | | | |
| Kentucky | | | | | | | | | | | | |
| S. Carolina | | | | | | | | | | | | |
| Miss. St. | | | | | | | | | | | | |
| Missouri | | | | | | | | | | | | |
| Alabama | | | | | | | | | | | | |
| Florida | | | | | | | | | | | | |
| LSU | | | | | | | | | | | | |
| Ole Miss | | | | | | | | | | | | |
| Vanderbilt | | | | | | | | | | | | |
| Arkansas | | | | | | | | | | | | |
| Kentucky | | | | | | | | | | | | |
| Georgia | | | | | | | | | | | | |
| Miss. St. | | | | | | | | | | | | |
| Alabama | | | | | | | | | | | | |
| Tennessee | | | | | | | | | | | | |

BROWN'S CAREER STATISTICS

| Year | GP-GS | Min-Avg | FG-FGA | Pct | 3FG-A | Pct | FT-FTA | Pct | Off-Def-Tot--Avg | PF-FO | Ast | TO | Blk | Stl | Pts | Avg |
|---------|-------|-----------|---------|------|---------|------|---------|------|------------------|-------|-----|-----|-----|-----|------|------|
| 2015-16 | 30-11 | 742-24.7 | 93-274 | .339 | 78-211 | .370 | 38-46 | .826 | 15-40-55--1.8 | 73-2 | 20 | 31 | 0 | 11 | 302 | 10.1 |
| 2016-17 | 28-13 | 592-21.1 | 68-189 | .360 | 56-140 | .400 | 18-27 | .667 | 12-43-55--2.0 | 49-0 | 35 | 26 | 6 | 28 | 210 | 7.5 |
| 2017-18 | 33-33 | 1031-31.2 | 169-421 | .401 | 107-280 | .382 | 79-102 | .775 | 19-46-65--2.0 | 55-0 | 55 | 43 | 7 | 32 | 524 | 15.9 |
| 2018-19 | 8-8 | 247-30.9 | 43-100 | .430 | 27-73 | .370 | 15-22 | .682 | 4-19-23--2.9 | 14-0 | 21 | 10 | 2 | 10 | 128 | 16.0 |
| TOTAL | 99-65 | 2612-26.4 | 373-984 | .379 | 268-704 | .381 | 150-197 | .761 | 50-148-198--2.0 | 191-2 | 131 | 110 | 15 | 81 | 1164 | 11.8 |

3

DANJEL PURIFOY

6-7 • 230

Jr. • F

Centreville, Ala.

(Hargrave Military Academy)



2016-17 (Redshirt Freshman): Averaged 11.5 points, 4.7 rebounds, 1.8 assists and 1.4 steals in 28.7 minutes per game ... played in 29 games, starting 25 ... shot 39.8 percent from the field, 36.9 percent from 3-point range and 87.9 percent from the foul line ... in the SEC rankings, ranked sixth in free throw pct., sixth in 3-point field goals made (2.0), eighth in 3-point field goal pct. and ninth in steals ... made 27 straight free throws to tie the Auburn record with Frankie Sullivan in 2009-10 ... he and Mustapha Heron were the first Auburn freshmen to score in double figures in their first five college games since Wesley Person in 1990-91 ... scored a career-high 27 points (4-of-7 3s) vs. Boston College in the UnderArmour Reunion in New York's Madison Square Garden to go along with 5 rebounds, 2 assists and 2 steals ... 27 points (career-high 5-of-10 3s), 7 rebounds and 3 steals vs. Coastal Carolina ... named to the Cancun Challenge all-tournament team, averaging 16.5 points on 6-of-14 3s ... in Cancun, totaled 22 points (4-of-9 3s), 3 rebounds and 2 steals vs. #17 Purdue ... career-high 15 rebounds in the win at UConn and hit the game-tying 3-pointer with 1:04 left in overtime ... 19 points (17 in the second half) after playing only three first-half minutes vs. Georgia State ... 16 points (4-of-9 3s, including 3-of-4 3s in second half) and four rebounds at UAB ... 16 points (3-of-6 3s), 8 rebounds, 3 assists and 3 steals vs. Eastern Kentucky ... 15 points (3-of-6 3s), 7 rebounds and 2 steals at LSU ... 14 points (4-of-7 3s), 4 rebounds, 2 assists and 2 steals at Alabama after only 14 points combined in the previous four games ... left ankle sprain with 7:12 left in the first half vs. Ole Miss Jan. 7 and missed the next 3 games ... averaged 11.4 points in the final 10 games after averaging 3.5 points in the four games prior after a sprained ankle ... 12 points, 4 rebounds and 3 assists at Georgia ... 13 points vs. Missouri ... at the team's postseason awards banquet, received the Sonny Smith Most Outstanding Teammate Award and the John Mengelt Free Throw Award (.879).

HIGH SCHOOL AND PERSONAL DATA: Four-star small forward by ESPN, Rivals, Scout and 247Sports ... ranked ninth among all small forwards and 48th overall by 247Sports ... ranked as the nation's No. 12 small forward and the top player in Alabama by 247 Sports ... averaged 25 points, 11 rebounds, five blocks and 20 deflections a game at Hargrave Military Academy under coach A.W. Hamilton in 2014-15 ... averaged 17.7 points and 6.1 rebounds per game at Bibb County as a junior ... full name is Danjel Kevon Purifoy ... son of Waukesha Evans ... studying in College of Liberal Arts ... signed national letter of intent on Nov. 12, 2014.

PURIFOY'S MISCELLANEOUS STATS

| | 2016-17 | 2017-18 | 2018-19 | Career |
|--------------------|---------|---------|---------|--------|
| Games with 10+ Pts | 17 | 0 | 0 | 17 |
| Games with 20+ Pts | 3 | 0 | 0 | 3 |
| Games 5+ 3s | 1 | 0 | 0 | 1 |
| Games with 5+ Reb | 12 | 0 | 0 | 12 |
| Games with 10+ Reb | 1 | 0 | 0 | 1 |
| Games with 5+ Ast | 2 | 0 | 0 | 2 |
| Games with 10+ Ast | 0 | 0 | 0 | 0 |
| Games with 5+ Blk | 0 | 0 | 0 | 0 |
| Games with 5+ Stl | 0 | 0 | 0 | 0 |
| Double-Doubles | 0 | 0 | 0 | 0 |

MEASURABLES AND BAM TESTING RESULTS

| | |
|--------------------|---------|
| Wingspan | 6'10.5" |
| Reach | 8'8" |
| Hand | 10" |
| Vertical Jump | 28.5" |
| Approach Vertical | 38.5" |
| 3/4 Court Sprint | 3.324 |
| Reaction Shuttle | 3.226 |
| Lane Agility Drill | 11.544 |
| 185 lb Bench | 11 |

CAREER HIGHS

| | |
|------------------------|--|
| Points | 27 (2x) last vs. Boston College (12/12/16) |
| Rebounds | 15 at UConn (12/23/16) |
| Field Goals | 9 vs. Coastal Carolina (12/15/16) |
| Field Goals Att. | 14 (2x) last vs. Coastal Carolina (12/15/16) |
| 3-Pt. Field Goals | 5 vs. Coastal Carolina (12/15/16) |
| 3-Pt. Field Goals Att. | 10 vs. Coastal Carolina (12/15/16) |
| Free Throws | 8 vs. Georgia State (11/14/16) |
| Free Throws Att. | 10 vs. Georgia State (11/14/16) |
| Assists | 9 vs. USC Upstate (11/29/16) |
| Steals | 3 (6x) last at Texas A&M (2/18/17) |
| Blocks | 1 (5x) last vs. Missouri (3/8/17) |
| Minutes | 39 vs. Missouri (3/8/17) |

2018-19 PURIFOY GAME-BY-GAME

| Opp. | Start | Min. | FG-A | 3FG-A | FT-A | O-D-T | PF | A | TO | BLK | STL | PTS |
|-------------|-------|------|-------|-------|------|-------|----|---|----|-----|-----|-----|
| S. Alabama | | | -dnp- | | | | | | | | | |
| Washington | | | -dnp- | | | | | | | | | |
| Miss. Col. | | | -dnp- | | | | | | | | | |
| Xavier | | | -dnp- | | | | | | | | | |
| Duke | | | -dnp- | | | | | | | | | |
| Arizona | | | -dnp- | | | | | | | | | |
| St. Peter's | | | -dnp- | | | | | | | | | |
| UNCA | | | -dnp- | | | | | | | | | |
| Dayton | | | | | | | | | | | | |
| UAB | | | | | | | | | | | | |
| NC State | | | | | | | | | | | | |
| Murray St. | | | | | | | | | | | | |
| North Fla. | | | | | | | | | | | | |
| Ole Miss | | | | | | | | | | | | |
| Georgia | | | | | | | | | | | | |
| Texas A&M | | | | | | | | | | | | |
| Kentucky | | | | | | | | | | | | |
| S. Carolina | | | | | | | | | | | | |
| Miss. St. | | | | | | | | | | | | |
| Missouri | | | | | | | | | | | | |
| Alabama | | | | | | | | | | | | |
| Florida | | | | | | | | | | | | |
| LSU | | | | | | | | | | | | |
| Ole Miss | | | | | | | | | | | | |
| Vanderbilt | | | | | | | | | | | | |
| Arkansas | | | | | | | | | | | | |
| Kentucky | | | | | | | | | | | | |
| Georgia | | | | | | | | | | | | |
| Miss. St. | | | | | | | | | | | | |
| Alabama | | | | | | | | | | | | |
| Tennessee | | | | | | | | | | | | |

PURIFOY'S CAREER STATISTICS

| Year | GP-GS | Min-Avg | FG-FGA | Pct | 3FG-A | Pct | FT-FTA | Pct | Off-Def-Tot--Avg | PF-FO | Ast | TO | Blk | Stl | Pts | Avg |
|---------|-------|----------|--------|------|--------|------|--------|------|------------------|-------|-----|----|-----|-----|-----|------|
| 2016-17 | 29-25 | 831-28.7 | 97-244 | .398 | 59-160 | .369 | 80-91 | .879 | 28-108-136--4.7 | 65-0 | 51 | 45 | 5 | 41 | 333 | 11.5 |
| 2018-19 | | | | | | | | | | | | | | | | |
| TOTAL | 29-25 | 831-28.7 | 97-244 | .398 | 59-160 | .369 | 80-91 | .879 | 28-108-136--4.7 | 65-0 | 51 | 45 | 5 | 41 | 333 | 11.5 |

4

MALIK DUNBAR

6-6 • 230

Sr. • G/F

North Augusta, S.C.

(College of Central Florida)



2017-18 (Junior): Averaged 5.4 points, 2.4 rebounds and 0.4 steals per game in 14.1 minutes per game ... played in all 34 games and started 3 ... shot 42% from the floor and 35% from 3-point land ... shot 36% from downtown during SEC action ... averaged 6.9 points and shot 45% from the field during home games ... scored in double figures 3 times ... led the Tigers in steals in 3 games and blocks in 1 contest ... went 23 for 62 from behind the arc in the last 19 games, despite starting the season 4 of 15 ... averaged 10 points and 6.3 rebounds to go along with 48% from the field, including 36% from downtown, as a starter ... buried multiple 3-points 7 times, including 5 during SEC play ... first game as a Tiger was season opener vs. Norfolk State where he scored 7 points in 16 minutes ... racked up 13 points on 6 of 8 shooting against Winthrop ... made first career start and played 25 minutes vs. UAB ... scored 9 points and had 6 rebounds in that game ... went 3 for 3 behind the arc at Murray State ... scored 12 points and had 3 boards vs. UConn ... started at Georgia and scored 7 points to go along with 6 rebounds ... scored a season-high 14 points on 6 of 10 from the floor, including 2 of 5 from downtown, and had 7 rebounds to go along with 2 steals in a start vs. Alabama ... went 4 for 7 from the floor for 11 points in NCAA Tournament action ... named a top-10 JUCO transfer by Jon Rothstein ... Academic Top Tiger.

HIGH SCHOOL AND PERSONAL DATA: Was a South Carolina Class 4A first-team all-state selection as a senior at Spring Valley High School in Columbia in 2014-15 ... son of Trika Mobley ... one of five siblings.

| DUNBAR'S MISCELLANEOUS STATS | | | |
|------------------------------|---------|---------|--------|
| | 2017-18 | 2018-19 | Career |
| Games with 10+ Pts | 3 | 4 | 7 |
| Games with 20+ Pts | 0 | 0 | 0 |
| Games 5+ 3s | 0 | 0 | 0 |
| Games with 5+ Reb | 5 | 3 | 8 |
| Games with 10+ Reb | 0 | 0 | 0 |
| Games with 5+ Ast | 0 | 0 | 0 |
| Games with 10+ Ast | 0 | 0 | 0 |
| Games with 5+ Blk | 0 | 0 | 0 |
| Games with 5+ Stl | 0 | 1 | 1 |
| Double-Doubles | 0 | 0 | 0 |

MEASURABLES AND BAM TESTING RESULTS

| | |
|--------------------|---------|
| Wingspan | 6'9.25" |
| Reach | 8'6" |
| Hand | 9" |
| Vertical Jump | 31.5" |
| Approach Vertical | 38.5" |
| 3/4 Court Sprint | 3.221 |
| Reaction Shuttle | 3.009 |
| Lane Agility Drill | 12.282 |
| 185 lb Bench | 13 |

CAREER HIGHS

| | |
|------------------------|--|
| Points | 16 vs. South Alabama (11/6/18) |
| Rebounds | 8 vs. Mississippi College (11/14/18) |
| Field Goals | 7 vs. South Alabama (11/6/18) |
| Field Goals Att. | 13 vs. UConn (12/23/17) |
| 3-Pt. Field Goals | 4 vs. Saint Peter's (11/28/18) |
| 3-Pt. Field Goals Att. | 7 vs. UConn (12/23/17) |
| Free Throws | 3 vs. Indiana State (11/16/17) |
| Free Throws Att. | 4 (2x) last at Georgia (2/10/18) |
| Assists | 2 (2x) last vs. Mississippi College (11/14/18) |
| Steals | 5 vs. UNC Asheville (12/4/18) |
| Blocks | 3 at Murray State (12/19/17) |
| Minutes | 26 at Georgia (2/10/18) |

2018-19 DUNBAR GAME-BY-GAME

| Opp. | Start | Min. | FG-A | 3FG-A | FT-A | O-D-T | PF | A | TO | BLK | STL | PTS |
|-------------|-------|------|------|-------|------|-------|----|---|----|-----|-----|-----|
| S. Alabama | | 23 | 7-11 | 2-5 | 0-0 | 3-2-5 | 2 | 0 | 1 | 1 | 0 | 16 |
| Washington | | 18 | 3-5 | 1-3 | 1-1 | 0-4-4 | 0 | 0 | 0 | 0 | 0 | 8 |
| Miss. Col. | | 21 | 4-12 | 0-4 | 2-2 | 3-5-8 | 1 | 2 | 2 | 0 | 2 | 10 |
| Xavier | | 15 | 1-3 | 1-2 | 0-0 | 1-2-3 | 2 | 1 | 1 | 0 | 0 | 3 |
| Duke | | 20 | 2-5 | 1-3 | 0-0 | 0-2-2 | 5 | 1 | 1 | 1 | 0 | 5 |
| Arizona | | 17 | 6-7 | 2-3 | 1-2 | 1-3-4 | 1 | 0 | 1 | 0 | 1 | 15 |
| St. Peter's | | 18 | 4-9 | 4-6 | 2-2 | 0-3-3 | 1 | 1 | 1 | 0 | 2 | 14 |
| UNCA | | 25 | 3-4 | 2-3 | 0-2 | 1-6-7 | 1 | 1 | 2 | 0 | 5 | 8 |
| Dayton | | | | | | | | | | | | |
| UAB | | | | | | | | | | | | |
| NC State | | | | | | | | | | | | |
| Murray St. | | | | | | | | | | | | |
| North Fla. | | | | | | | | | | | | |
| Ole Miss | | | | | | | | | | | | |
| Georgia | | | | | | | | | | | | |
| Texas A&M | | | | | | | | | | | | |
| Kentucky | | | | | | | | | | | | |
| S. Carolina | | | | | | | | | | | | |
| Miss. St. | | | | | | | | | | | | |
| Missouri | | | | | | | | | | | | |
| Alabama | | | | | | | | | | | | |
| Florida | | | | | | | | | | | | |
| LSU | | | | | | | | | | | | |
| Ole Miss | | | | | | | | | | | | |
| Vanderbilt | | | | | | | | | | | | |
| Arkansas | | | | | | | | | | | | |
| Kentucky | | | | | | | | | | | | |
| Georgia | | | | | | | | | | | | |
| Miss. St. | | | | | | | | | | | | |
| Alabama | | | | | | | | | | | | |
| Tennessee | | | | | | | | | | | | |

DUNBAR'S CAREER STATISTICS

| Year | GP-GS | Min-Avg | FG-FGA | Pct | 3FG-A | Pct | FT-FTA | Pct | Off-Def-Tot--Avg | PF-FO | Ast | TO | Blk | Stl | Pts | Avg |
|---------|-------|----------|---------|------|--------|------|--------|------|------------------|-------|-----|----|-----|-----|-----|-----|
| 2017-18 | 34-3 | 481-14.1 | 70-167 | .419 | 27-78 | .346 | 18-31 | .581 | 18-65-83--2.4 | 65-1 | 8 | 27 | 8 | 13 | 185 | 5.4 |
| 2018-19 | 8-0 | 157-19.6 | 30-56 | .536 | 13-29 | .448 | 6-9 | .667 | 9-27-36--4.5 | 13-1 | 6 | 9 | 2 | 10 | 79 | 9.9 |
| TOTAL | 42-3 | 638-15.2 | 100-223 | .448 | 40-107 | .374 | 24-40 | .600 | 27-92-119--2.8 | 78-2 | 14 | 36 | 10 | 23 | 264 | 6.3 |

10

SAMIR DOUGHTY

6-4 • 195

Jr. • G

Philadelphia, Pa.
(VCU)



2017-18 (Sophomore): Sat out the season after transferring from VCU on June 27, 2017 ... will have two years of eligibility remaining beginning in the 2018-19 season ... brings experience, versatility and the ability to make his teammates better as a playmaker and slasher ... can play several positions on the floor.

2016-17 (Redshirt Freshman at VCU): Averaged 9.0 points, 3.6 rebounds, 2.1 assists and 0.9 steals in 23.1 minutes per game ... played in 35 games, starting 15 as VCU reached the NCAA Tournament, losing to Saint Mary's in the first round ... was the Rams' fourth-leading scorer ... averaged the most points by a VCU freshman since Shawn Hampton in 1998-99 ... shot 40.9 percent from the floor, 28.4 percent from 3-point range and 76.6 percent from the foul line ... shot 34.5 percent (19-of-55) from 3-point range for the final 21 games of the season since Jan. 4 after opening the year 4-of-26 from behind the arc ... career-high 23 points with nine assists and seven rebounds at Duquesne ... just missed a triple-double with 10 points, 10 assists and eight rebounds vs. Saint Joseph's ... 17 points in the Atlantic 10 Conference Tournament vs. Richmond ... 9 points vs. Saint Mary's in the NCAA Tournament ... went 4-0 as VCU toured Spain from Aug. 12-22 in Madrid, Toledo, Valencia and Barcelona.

2017-18 (Freshman at VCU): Redshirted at VCU ... originally signed with St. John's.

HIGH SCHOOL AND PERSONAL DATA: Averaged 24.9 points, 9.7 rebounds, 4.1 assists and 2.7 steals per game while shooting 59 percent from 2-point range as a senior at Mathematics, Civics & Science Charter in Philadelphia, Pa. ranked as the 35th-best point guard nationally by 247 Sports, including sixth-best in Pennsylvania, as a senior ... three-star recruit.

| DOUGHTY'S MISCELLANEOUS STATS | | | | |
|-------------------------------|---------|---------|---------|--------|
| | 2016-17 | 2017-18 | 2018-19 | Career |
| Games with 10+ Pts | 15 | 0 | 4 | 19 |
| Games with 20+ Pts | 1 | 0 | 0 | 1 |
| Games 5+ 3s | 0 | 0 | 0 | 0 |
| Games with 5+ Reb | 9 | 0 | 2 | 11 |
| Games with 10+ Reb | 0 | 0 | 0 | 0 |
| Games with 5+ Ast | 4 | 0 | 1 | 5 |
| Games with 10+ Ast | 1 | 0 | 0 | 1 |
| Games with 5+ Blk | 0 | 0 | 0 | 0 |
| Games with 5+ Stl | 0 | 0 | 0 | 0 |
| Double-Doubles | 1 | 0 | 0 | 1 |

MEASURABLES AND BAM TESTING RESULTS

| | |
|--------------------|--------|
| Wingspan | 64.5" |
| Reach | 8'3.5" |
| Hand | 8.25" |
| Vertical Jump | 28.5" |
| Approach Vertical | 34" |
| 3/4 Court Sprint | 3.305 |
| Reaction Shuttle | 3.430 |
| Lane Agility Drill | 11.607 |
| 185 lb Bench | 3 |

CAREER HIGHS

| | |
|------------------------|--|
| Points | 23 at Duquesne (1/4/17) |
| Rebounds | 8 (2x) last vs. St. Joseph's (2/14/17) |
| Field Goals | 9 at Duquesne (1/4/17) |
| Field Goals Att. | 15 at Duquesne (1/4/17) |
| 3-Pt. Field Goals | 2 (10x) last vs. UNC Asheville (12/4/18) |
| 3-Pt. Field Goals Att. | 6 at George Washington (2/8/17) |
| Free Throws | 7 vs. St. Joseph's (2/14/17) |
| Free Throws Att. | 8 (2x) last vs. St. Joseph's (2/14/17) |
| Assists | 10 vs. St. Joseph's (2/14/17) |
| Steals | 4 vs. Washington (11/9/18) |
| Blocks | 1 (2x) last vs. George Mason (3/10/17) |
| Minutes | 34 at Duquesne (1/4/17) |

2018-19 DOUGHTY GAME-BY-GAME

| Opp. | Start | Min. | FG-A | 3FG-A | FT-A | O-D-T | PF | A | TO | BLK | STL | PTS |
|-------------|-------|------|------|-------|------|-------|----|---|----|-----|-----|-----|
| S. Alabama | * | 19 | 5-7 | 2-3 | 2-2 | 1-0-1 | 3 | 1 | 2 | 0 | 0 | 14 |
| Washington | * | 25 | 6-9 | 2-4 | 4-4 | 2-2-4 | 2 | 4 | 3 | 0 | 4 | 18 |
| Miss. Col. | * | 19 | 5-11 | 1-5 | 2-2 | 1-4-5 | 3 | 2 | 3 | 0 | 3 | 13 |
| Xavier | * | 31 | 1-6 | 0-1 | 0-0 | 3-0-3 | 2 | 2 | 2 | 0 | 2 | 2 |
| Duke | * | 13 | 0-3 | 0-0 | 0-0 | 2-1-3 | 5 | 0 | 1 | 0 | 1 | 0 |
| Arizona | * | 23 | 3-6 | 1-2 | 0-0 | 1-2-3 | 3 | 0 | 1 | 0 | 1 | 7 |
| St. Peter's | * | 26 | 1-2 | 0-1 | 0-0 | 2-4-6 | 2 | 5 | 1 | 0 | 1 | 2 |
| UNCA | * | 25 | 4-7 | 2-5 | 3-4 | 1-5-6 | 2 | 2 | 2 | 0 | 2 | 13 |
| Dayton | | | | | | | | | | | | |
| UAB | | | | | | | | | | | | |
| NC State | | | | | | | | | | | | |
| Murray St. | | | | | | | | | | | | |
| North Fla. | | | | | | | | | | | | |
| Ole Miss | | | | | | | | | | | | |
| Georgia | | | | | | | | | | | | |
| Texas A&M | | | | | | | | | | | | |
| Kentucky | | | | | | | | | | | | |
| S. Carolina | | | | | | | | | | | | |
| Miss. St. | | | | | | | | | | | | |
| Missouri | | | | | | | | | | | | |
| Alabama | | | | | | | | | | | | |
| Florida | | | | | | | | | | | | |
| LSU | | | | | | | | | | | | |
| Ole Miss | | | | | | | | | | | | |
| Vanderbilt | | | | | | | | | | | | |
| Arkansas | | | | | | | | | | | | |
| Kentucky | | | | | | | | | | | | |
| Georgia | | | | | | | | | | | | |
| Miss. St. | | | | | | | | | | | | |
| Alabama | | | | | | | | | | | | |
| Tennessee | | | | | | | | | | | | |

DOUGHTY'S CAREER STATISTICS

| Year | GP-GS | Min-Avg | FG-FGA | Pct | 3FG-A | Pct | FT-FTA | Pct | Off-Def-Tot--Avg | PF-FO | Ast | TO | Blk | Stl | Pts | Avg |
|----------|-------|----------|---------|------|--------|------|--------|------|------------------|-------|-----|----|-----|-----|-----|-----|
| 2016-17* | 35-15 | 809-23.1 | 103-252 | .409 | 23-81 | .284 | 85-111 | .766 | 29-98-127--3.6 | 76-3 | 75 | 66 | 2 | 33 | 314 | 9.0 |
| 2018-19 | 8-8 | 181-22.6 | 25-51 | .490 | 8-21 | .381 | 11-12 | .917 | 13-18-31--3.9 | 22-1 | 16 | 15 | 0 | 14 | 69 | 8.6 |
| TOTAL | 43-23 | 990-23.0 | 128-303 | .422 | 31-102 | .304 | 96-123 | .780 | 42-116-158--3.7 | 98-4 | 91 | 81 | 2 | 47 | 383 | 8.9 |

12

J'VON McCORMICK

6-0 • 175

Jr. • G

New Orleans, La.

(Lee College)



MEASURABLES AND BAM TESTING RESULTS

| | |
|--------------------|--------|
| Vertical Jump | 34" |
| Approach Vertical | 41.5" |
| 3/4 Court Spring | 3.091 |
| Reaction Shuttle | 3.033 |
| Lane Agility Drill | 11.252 |
| 185 lb Bench | 6 |

2017-18 (Sophomore at Lee): Averaged 18.5 points, 6.4 assists and 5.3 rebounds in 28 games for the Runnin' Rebels ... started all 28 games ... was the third-highest scorer in the Region XIV Athletic Conference ... had 180 assists - the third-most in the region ... also added 44 steals ... knocked down 127 free throws.

2016-17 (Freshman at Lee): Averaged 4.9 points, 2.1 assists and 2.0 rebounds in 31 games for the Runnin' Rebels ... started seven games ... totaled 62 rebounds, including 23 offensive ... racked up 64 assists and contributed 39 steals.

HIGH SCHOOL AND PERSONAL DATA: Known for quickness and ability to create off the bounce ... fast guard to push the tempo and guard opposing team's primary ball-handlers ... scored over 2,000 points for Mayde Creek High School (Texas) ... earned the 2016 19-6A Offensive MVP ... was a member of the all-conference team ... earned the newcomer of the year award as a freshman ... played for coach Darius Barnes Jr. and C.O.G Elite ... also played for coach Tim Schumacher and Houston Hoops ... son of Carol McCormick ... has two brothers, Brad and Troy ... enrolled in the Harbert College of Business.

CAREER HIGHS

| | |
|------------------------|--|
| Points | 7 vs. Mississippi College (11/14/18) |
| Rebounds | 4 vs. Mississippi College (11/14/18) |
| Field Goals | 3 vs. Mississippi College (11/14/18) |
| Field Goals Att. | 5 (2x) last vs. Mississippi College (11/14/18) |
| 3-Pt. Field Goals | 2 vs. Arizona (11/21/18) |
| 3-Pt. Field Goals Att. | 2 (2x) last vs. Arizona (11/21/18) |
| Free Throws | 1 vs. Mississippi College (11/14/18) |
| Free Throws Att. | 4 vs. Mississippi College (11/14/18) |
| Assists | 2 (3x) last vs. Duke (11/20/18) |
| Steals | 3 vs. Mississippi College (11/14/18) |
| Blocks | - |
| Minutes | 22 vs. Mississippi College (11/14/18) |

2018-19 MCCORMICK GAME-BY-GAME

| Opp. | Start | Min. | FG-A | 3FG-A | FT-A | O-D-T | PF | A | TO | BLK | STL | PTS |
|-------------|-------|------|------|-------|-------|-------|----|---|----|-----|-----|-----|
| S. Alabama | 17 | 2-5 | 1-2 | 0-0 | 2-0-2 | 3 | 2 | 2 | 0 | 2 | 5 | |
| Washington | 8 | 1-4 | 0-1 | 0-0 | 0-1-1 | 2 | 2 | 0 | 0 | 0 | 2 | |
| Miss. Col. | 22 | 3-5 | 0-1 | 1-4 | 1-3-4 | 0 | 1 | 1 | 0 | 3 | 7 | |
| Xavier | 4 | 0-0 | 0-0 | 0-0 | 0-0-0 | 0 | 0 | 1 | 0 | 0 | 0 | |
| Duke | 3 | 0-0 | 0-0 | 0-0 | 1-0-1 | 1 | 2 | 0 | 0 | 0 | 0 | |
| Arizona | 15 | 2-2 | 2-2 | 0-0 | 0-0-0 | 2 | 1 | 3 | 0 | 1 | 6 | |
| St. Peter's | 10 | 0-0 | 0-0 | 0-0 | 0-0-0 | 1 | 1 | 0 | 0 | 0 | 0 | |
| UNCA | -dnp- | | | | | | | | | | | |
| Dayton | | | | | | | | | | | | |
| UAB | | | | | | | | | | | | |
| NC State | | | | | | | | | | | | |
| Murray St. | | | | | | | | | | | | |
| North Fla. | | | | | | | | | | | | |
| Ole Miss | | | | | | | | | | | | |
| Georgia | | | | | | | | | | | | |
| Texas A&M | | | | | | | | | | | | |
| Kentucky | | | | | | | | | | | | |
| S. Carolina | | | | | | | | | | | | |
| Miss. St. | | | | | | | | | | | | |
| Missouri | | | | | | | | | | | | |
| Alabama | | | | | | | | | | | | |
| Florida | | | | | | | | | | | | |
| LSU | | | | | | | | | | | | |
| Ole Miss | | | | | | | | | | | | |
| Vanderbilt | | | | | | | | | | | | |
| Arkansas | | | | | | | | | | | | |
| Kentucky | | | | | | | | | | | | |
| Georgia | | | | | | | | | | | | |
| Miss. St. | | | | | | | | | | | | |
| Alabama | | | | | | | | | | | | |
| Tennessee | | | | | | | | | | | | |

MCCORMICK'S MISCELLANEOUS STATS

| | 2018-19 | Career |
|--------------------|---------|--------|
| Games with 10+ Pts | 0 | 0 |
| Games with 20+ Pts | 0 | 0 |
| Games 5+ 3s | 0 | 0 |
| Games with 5+ Reb | 0 | 0 |
| Games with 10+ Reb | 0 | 0 |
| Games with 5+ Ast | 0 | 0 |
| Games with 10+ Ast | 0 | 0 |
| Games with 5+ Blk | 0 | 0 |
| Games with 5+ Stl | 0 | 0 |
| Double-Doubles | 0 | 0 |

MCCORMICK'S CAREER STATISTICS

| Year | GP-GS | Min-Avg | FG-FGA | Pct | 3FG-A | Pct | FT-FTA | Pct | Off-Def-Tot--Avg | PF-FO | Ast | TO | Blk | Stl | Pts | Avg |
|---------|-------|---------|--------|------|-------|------|--------|------|------------------|-------|-----|----|-----|-----|-----|-----|
| 2018-19 | 7-0 | 79-11.3 | 8-16 | .500 | 3-6 | .500 | 1-4 | .250 | 4-4-8--1.1 | 9-0 | 9 | 7 | 0 | 6 | 20 | 2.9 |
| TOTAL | 7-0 | 79-11.3 | 8-16 | .500 | 3-6 | .500 | 1-4 | .250 | 4-4-8--1.1 | 9-0 | 9 | 7 | 0 | 6 | 20 | 2.9 |

20



MYLES PARKER

6-8 • 200

Fr. • F

Madison, Ala.

(Madison Academy)

HIGH SCHOOL AND PERSONAL DATA: Played high school ball at Madison Academy and Hargrave Military Academy ... was a three-time all-state player and was named the region's player of the year ... helped lead the Mustangs to the Class 4A semifinals after back-to-back 3A titles ... averaged 16.9 points, 6.8 rebounds, 2.5 assists and 1.1 steals during 2016-17 season ... selected for the Alabama-Mississippi All-Star Game ... played for Team Thadd and Team Carroll during AAU circuit ... chose Auburn over UNC Asheville, North Alabama, Presbyterian and Campbell ... son of Marlowe and Jennifer Parker ... has two siblings: Markayla and Makiyah Parker ... enrolled in the College of Liberal Arts.

CAREER HIGHS

| | |
|------------------------|--|
| Points | 2 vs. Mississippi College (11/14/18) |
| Rebounds | - |
| Field Goals | 1 vs. Mississippi College (11/14/18) |
| Field Goals Att. | 2 (3x) last vs. Saint Peter's (11/28/18) |
| 3-Pt. Field Goals | - |
| 3-Pt. Field Goals Att. | 1 (4x) last vs. UNC Asheville (12/4/18) |
| Free Throws | 1 vs. South Alabama (11/6/18) |
| Free Throws Att. | 2 vs. South Alabama (11/6/18) |
| Assists | - |
| Steals | 1 vs. Saint Peter's (11/28/18) |
| Blocks | - |
| Minutes | 6 vs. UNC Asheville (12/4/18) |

2018-19 PARKER GAME-BY-GAME

| Opp. | Start | Min. | FG-A | 3FG-A | FT-A | O-D-T | PF | A | TO | BLK | STL | PTS |
|-------------|-------|-------|------|-------|------|-------|----|---|----|-----|-----|-----|
| S. Alabama | | 4 | 0-2 | 0-1 | 1-2 | 0-0-0 | 0 | 0 | 0 | 0 | 0 | 1 |
| Washington | | 2 | 0-1 | 0-1 | 0-1 | 0-0-0 | 0 | 0 | 1 | 0 | 0 | 0 |
| Miss. Col. | | 3 | 1-2 | 0-0 | 0-0 | 0-0-0 | 1 | 0 | 1 | 0 | 0 | 2 |
| Xavier | | -dnp- | | | | | | | | | | |
| Duke | | -dnp- | | | | | | | | | | |
| Arizona | | -dnp- | | | | | | | | | | |
| St. Peter's | | 3 | 0-2 | 0-1 | 0-0 | 0-0-0 | 0 | 0 | 0 | 0 | 1 | 0 |
| UNCA | | 6 | 0-1 | 0-1 | 0-0 | 0-0-0 | 2 | 0 | 1 | 0 | 0 | 0 |
| Dayton | | | | | | | | | | | | |
| UAB | | | | | | | | | | | | |
| NC State | | | | | | | | | | | | |
| Murray St. | | | | | | | | | | | | |
| North Fla. | | | | | | | | | | | | |
| Ole Miss | | | | | | | | | | | | |
| Georgia | | | | | | | | | | | | |
| Texas A&M | | | | | | | | | | | | |
| Kentucky | | | | | | | | | | | | |
| S. Carolina | | | | | | | | | | | | |
| Miss. St. | | | | | | | | | | | | |
| Missouri | | | | | | | | | | | | |
| Alabama | | | | | | | | | | | | |
| Florida | | | | | | | | | | | | |
| LSU | | | | | | | | | | | | |
| Ole Miss | | | | | | | | | | | | |
| Vanderbilt | | | | | | | | | | | | |
| Arkansas | | | | | | | | | | | | |
| Kentucky | | | | | | | | | | | | |
| Georgia | | | | | | | | | | | | |
| Miss. St. | | | | | | | | | | | | |
| Alabama | | | | | | | | | | | | |
| Tennessee | | | | | | | | | | | | |


PARKER'S MISCELLANEOUS STATS

| | 2018-19 | Career |
|--------------------|---------|--------|
| Games with 10+ Pts | 0 | 0 |
| Games with 20+ Pts | 0 | 0 |
| Games 5+ 3s | 0 | 0 |
| Games with 5+ Reb | 0 | 0 |
| Games with 10+ Reb | 0 | 0 |
| Games with 5+ Ast | 0 | 0 |
| Games with 10+ Ast | 0 | 0 |
| Games with 5+ Blk | 0 | 0 |
| Games with 5+ Stl | 0 | 0 |
| Double-Doubles | 0 | 0 |

PARKER'S CAREER STATISTICS

| Year | GP-GS | Min-Avg | FG-FGA | Pct | 3FG-A | Pct | FT-FTA | Pct | Off-Def-Tot--Avg | PF-FO | Ast | TO | Blk | Stl | Pts | Avg |
|---------|-------|---------|--------|------|-------|------|--------|------|------------------|-------|-----|----|-----|-----|-----|-----|
| 2018-19 | 5-0 | 18-3.6 | 1-9 | .111 | 0-4 | .000 | 1-3 | .333 | 0-0-0--0.0 | 4-0 | 0 | 3 | 0 | 1 | 3 | 0.6 |
| TOTAL | 5-0 | 18-3.6 | 1-9 | .111 | 0-4 | .000 | 1-3 | .333 | 0-0-0--0.0 | 4-0 | 0 | 3 | 0 | 1 | 3 | 0.6 |

22



WILL MACOY

6-4 • 200

Jr. • G

Birmingham, Ala.
(Vestavia Hills HS)

2017-18 (Sophomore): Averaged 0.2 points and 0.3 rebounds per game in 1.7 minutes per game off the bench ... appeared in 10 games ... grabbed first rebound of the season vs. Indiana State ... scored first point of the campaign on a free throw against UConn ... played a season-high 4 minutes vs. Cornell ... made 4 appearances on the court during SEC play, including a span of 3 straight games vs. Georgia, Missouri and LSU ... buried a free throw and pulled down a rebound in 2 minutes against LSU ... made 2 postseason appearances, including 2 minutes in the NCAA Tournament vs. Clemson ... Academic Top Tiger.

HIGH SCHOOL AND PERSONAL DATA: Three-year letterman in basketball at Vestavia Hills High School under coach George Hatchett ... two-time All-Over the Mountain team ... team captain as a senior in 2015-16 ... 2015 Birmingham Fall League MVP, scoring a league record 50 points in the championship game en route to winning the title ... Birmingham Tip-Off Club player of the week in March 2016 ... two-time state champion in the javelin ... Wendy's Heisman School winner and state finalist in 2015 ... in the National Honor Society, Student Government Association and the Relay for Life committee ... full name is Will Macoy ... son of Coy and Adrienne Macoy ... his father ran cross country and track at Georgia Tech while his mother ran cross country and track at UAB ... older brother, Mac, is a junior at Florida in 2016-17 who runs cross country and track ... younger brother, Hollis, a sophomore on the Vestavia Hills basketball team ... studying in Ginn College of Engineering.

| MACOY'S MISCELLANEOUS STATS | | | | |
|-----------------------------|---------|---------|---------|--------|
| | 2016-17 | 2017-18 | 2018-19 | Career |
| Games with 10+ Pts | 0 | 0 | 0 | 0 |
| Games with 20+ Pts | 0 | 0 | 0 | 0 |
| Games 5+ 3s | 0 | 0 | 0 | 0 |
| Games with 5+ Reb | 0 | 0 | 0 | 0 |
| Games with 10+ Reb | 0 | 0 | 0 | 0 |
| Games with 5+ Ast | 0 | 0 | 0 | 0 |
| Games with 10+ Ast | 0 | 0 | 0 | 0 |
| Games with 5+ Blk | 0 | 0 | 0 | 0 |
| Games with 5+ Stl | 0 | 0 | 0 | 0 |
| Double-Doubles | 0 | 0 | 0 | 0 |

CAREER HIGHS

| | |
|------------------------|---|
| Points | 8 vs. Coastal Carolina (12/15/16) |
| Rebounds | 1 (3x) last vs. Cornell (12/30/17) |
| Field Goals | 3 vs. Coastal Carolina (12/15/16) |
| Field Goals Att. | 5 vs. Coastal Carolina (12/15/16) |
| 3-Pt. Field Goals | 2 vs. Coastal Carolina (12/15/16) |
| 3-Pt. Field Goals Att. | 4 vs. Coastal Carolina (12/15/16) |
| Free Throws | 2 vs. Saint Peter's (11/28/18) |
| Free Throws Att. | 3 vs. Saint Peter's (11/28/18) |
| Assists | - |
| Steals | 1 (2x) last vs. South Alabama (11/6/18) |
| Blocks | 1 vs. UNC Asheville (12/4/18) |
| Minutes | 5 vs. Coastal Carolina (12/15/16) |

2018-19 MACOY GAME-BY-GAME

| Opp. | Start | Min. | FG-A | 3FG-A | FT-A | O-D-T | PF | A | TO | BLK | STL | PTS |
|-------------|-------|-------|------|-------|------|-------|----|---|----|-----|-----|-----|
| S. Alabama | | 2 | 0-0 | 0-0 | 0-0 | 0-0-0 | 0 | 0 | 0 | 0 | 1 | 0 |
| Washington | | 2 | 0-0 | 0-0 | 0-0 | 0-0-0 | 0 | 0 | 0 | 0 | 1 | 0 |
| Miss. Col. | | 3 | 0-1 | 0-1 | 1-2 | 0-0-0 | 0 | 0 | 0 | 0 | 0 | 1 |
| Xavier | | -dnp- | | | | | | | | | | |
| Duke | | -dnp- | | | | | | | | | | |
| Arizona | | -dnp- | | | | | | | | | | |
| St. Peter's | | 4 | 0-2 | 0-1 | 2-3 | 0-0-0 | 0 | 0 | 0 | 0 | 0 | 2 |
| UNCA | | 3 | 0-1 | 0-1 | 0-0 | 0-0-0 | 0 | 0 | 0 | 1 | 0 | 0 |
| Dayton | | | | | | | | | | | | |
| UAB | | | | | | | | | | | | |
| NC State | | | | | | | | | | | | |
| Murray St. | | | | | | | | | | | | |
| North Fla. | | | | | | | | | | | | |
| Ole Miss | | | | | | | | | | | | |
| Georgia | | | | | | | | | | | | |
| Texas A&M | | | | | | | | | | | | |
| Kentucky | | | | | | | | | | | | |
| S. Carolina | | | | | | | | | | | | |
| Miss. St. | | | | | | | | | | | | |
| Missouri | | | | | | | | | | | | |
| Alabama | | | | | | | | | | | | |
| Florida | | | | | | | | | | | | |
| LSU | | | | | | | | | | | | |
| Ole Miss | | | | | | | | | | | | |
| Vanderbilt | | | | | | | | | | | | |
| Arkansas | | | | | | | | | | | | |
| Kentucky | | | | | | | | | | | | |
| Georgia | | | | | | | | | | | | |
| Miss. St. | | | | | | | | | | | | |
| Alabama | | | | | | | | | | | | |
| Tennessee | | | | | | | | | | | | |

MACOY'S CAREER STATISTICS

| Year | GP-GS | Min-Avg | FG-FGA | Pct | 3FG-A | Pct | FT-FTA | Pct | Off-Def-Tot--Avg | PF-FO | Ast | TO | Blk | Stl | Pts | Avg |
|---------|-------|---------|--------|------|-------|------|--------|------|------------------|-------|-----|----|-----|-----|-----|-----|
| 2016-17 | 4-0 | 7-1.8 | 3-6 | .500 | 2-5 | .400 | 0-0 | .000 | 0-1-1--0.3 | 0-0 | 0 | 0 | 0 | 1 | 8 | 2.0 |
| 2017-18 | 10-0 | 17-1.7 | 0-5 | .000 | 0-3 | .000 | 2-4 | .500 | 1-2-3--0.3 | 2-0 | 0 | 0 | 0 | 0 | 2 | 0.2 |
| 2018-19 | 5-0 | 14-2.8 | 0-4 | .000 | 0-3 | .000 | 3-5 | .600 | 0-0-0--0.0 | 0-0 | 0 | 0 | 1 | 1 | 3 | 0.6 |
| TOTAL | 19-0 | 38-2.0 | 3-15 | .200 | 2-11 | .182 | 5-9 | .556 | 1-3-4--0.2 | 2-0 | 0 | 0 | 1 | 2 | 13 | 0.7 |

24

ANFERNEE McLEMORE

6-7 • 220

Jr. • F

Warwick, Ga.

(Worth County HS)



2017-18 (Sophomore): Named to the SEC All-Defensive Team ... averaged 7.4 points, 5.3 rebounds, 2.7 blocks, 0.7 steals and 0.5 assists per game in 19.4 minutes per game ... led the SEC and ranked 12th in the country with 2.7 blocks per tilt ... totaled 73 blocks, which tied for 5th in single-season program history and was the most by a player since 2002-03 ... moved into top 10 in career swats in the Auburn record books ... produced the most blocks by any player in the country to play in less than 30 games ... despite not playing for the final month of the season, he finished third in the SEC in total rejections, just 5 behind the leader ... paced the Tigers to set a program record with 180 blocks, the most in a season all-time ... tied for team lead with 3 double-doubles ... had 9 games in double figures and 4 games of 10+ rebounds ... hit a 3-pointer in 12 games after making only 1 in his career prior to the season ... knocked in multiple 3s in 4 games ... shot over 44% from behind the arc in league contests ... team was 7-2 when he scored in double figures and 4-0 when he pulled down double-digit rebounds ... had 14 blocks in the first 4 games of the season and averaged 10 points and 5 rebounds in that span ... matched a career-best with 19 points to go along with 7 rebounds and 5 blocks while going 7-of-11 from the floor vs. Temple ... racked up a pair of double-doubles over a span of 3 games ... first double-double was 12 points and 13 rebounds at Dayton, while the second came against Gardner-Webb where he poured in 17 points and 11 rebounds ... also shot a career-best 4-for-4 from 3-point land vs. Gardner-Webb ... was inserted into starting lineup against George Mason and started the rest of his games played ... was a perfect 5-of-5 for 13 points and 9 rebounds vs. Ole Miss ... set top career mark with 6 blocks against Gardner-Webb and at Missouri ... tallied a double-double with 13 points and 11 rebounds vs. Kentucky ... suffered season-ending injury at South Carolina and missed the final 7 games ... Academic Top Tiger ... member of the prestigious Southeastern Conference Men's Basketball Leadership Council.

HIGH SCHOOL AND PERSONAL DATA: Rated as a four-star prospect by ESPN ... rated as a 3-star by 247Sports, Rivals and Scout ... averaged 15.6 points, 11.2 rebounds and 6.9 blocks per game for Worth County as a senior in 2015-16 under coach Connie Mays ... three-time selection to the Albany Herald's Super Six as a sophomore, junior and senior ... the Rams finished in a three-way tie for first in the Georgia High School Region 14A standings ... averaged 19 points, 11.8 rebounds and 6.4 blocks per game for Worth County as a junior in 2014-15, recording several triple-doubles ... two-time All-Area selection by the Albany Herald ... started for the Rams each of his four years in high school ... Georgia Class 4A Sophomore of the Year by Hoopseen ... had a 4.0 GPA in advanced classes and was accepted by the Massachusetts Institute of Technology ... scored a 1670 on his SAT ... had considered Yale, Brown, Oregon State, Stanford and Georgia Tech ... son of Cinderella Lewis and Feron McLemore ... studying in Harbert College of Business ... signed national letter of intent on Nov. 11, 2015.

MCLEMORE'S MISCELLANEOUS STATS

| | 2016-17 | 2017-18 | 2018-19 | Career |
|--------------------|---------|---------|---------|--------|
| Games with 10+ Pts | 4 | 9 | 2 | 15 |
| Games with 20+ Pts | 0 | 0 | 0 | 0 |
| Games 5+ 3s | 0 | 0 | 0 | 0 |
| Games with 5+ Reb | 16 | 14 | 4 | 35 |
| Games with 10+ Reb | 1 | 4 | 1 | 7 |
| Games with 5+ Ast | 0 | 0 | 0 | 0 |
| Games with 10+ Ast | 0 | 0 | 0 | 0 |
| Games with 5+ Blk | 0 | 6 | 0 | 6 |
| Games with 5+ Stl | 0 | 0 | 0 | 0 |
| Double-Doubles | 0 | 3 | 0 | 3 |

MEASURABLES AND BAM TESTING RESULTS

| | |
|--------------------|--------|
| Wingspan | 7'0" |
| Reach | 8'8.5" |
| Hand | 10" |
| Vertical Jump | 34.5" |
| Approach Vertical | 42" |
| 3/4 Court Sprint | 3.230 |
| Reaction Shuttle | 2.933 |
| Lane Agility Drill | 10.786 |
| 185 lb Bench | 17 |

CAREER HIGHS

| | |
|------------------------|---|
| Points | 19 (3x) last vs. Saint Peter's (11/28/18) |
| Rebounds | 13 at Dayton (11/29/17) |
| Field Goals | 8 (2x) last vs. Saint Peter's (11/28/18) |
| Field Goals Att. | 13 vs. Saint Peter's (11/28/18) |
| 3-Pt. Field Goals | 4 vs. Gardner-Webb (12/6/17) |
| 3-Pt. Field Goals Att. | 5 vs. Saint Peter's (11/28/18) |
| Free Throws | 7 at LSU (2/21/17) |
| Free Throws Att. | 8 at LSU (2/21/17) |
| Assists | 2 (3x) last vs. Gardner-Webb (12/6/17) |
| Steals | 3 (5x) last vs. UNC Asheville (12/4/18) |
| Blocks | 6 (2x) last at Missouri (1/24/18) |
| Minutes | 30 vs. Kentucky (2/14/18) |


2018-19 MCLEMORE GAME-BY-GAME

| Opp. | Start | Min. | FG-A | 3FG-A | FT-A | O-D-T | PF | A | TO | BLK | STL | PTS |
|-------------|-------|------|------|-------|------|--------|----|---|----|-----|-----|-----|
| S. Alabama | * | 21 | 5-7 | 0-2 | 1-3 | 3-5-8 | 4 | 1 | 1 | 3 | 0 | 11 |
| Washington | * | 24 | 2-6 | 1-3 | 1-2 | 2-2-4 | 1 | 1 | 0 | 1 | 1 | 6 |
| Miss. Col. | * | 19 | 1-6 | 0-2 | 5-7 | 1-6-7 | 2 | 0 | 0 | 3 | 1 | 7 |
| Xavier | * | 21 | 2-5 | 1-4 | 1-1 | 3-1-4 | 5 | 0 | 0 | 2 | 1 | 6 |
| Duke | * | 21 | 2-9 | 0-2 | 0-0 | 5-7-12 | 1 | 0 | 0 | 1 | 0 | 4 |
| Arizona | * | 14 | 0-3 | 0-2 | 0-1 | 1-1-2 | 2 | 0 | 1 | 1 | 1 | 0 |
| St. Peter's | * | 18 | 8-13 | 3-5 | 0-0 | 2-3-5 | 3 | 0 | 1 | 2 | 3 | 19 |
| UNCA | * | 19 | 2-5 | 0-1 | 1-2 | 1-1-2 | 3 | 0 | 3 | 3 | 3 | 5 |
| Dayton | | | | | | | | | | | | |
| UAB | | | | | | | | | | | | |
| NC State | | | | | | | | | | | | |
| Murray St. | | | | | | | | | | | | |
| North Fla. | | | | | | | | | | | | |
| Ole Miss | | | | | | | | | | | | |
| Georgia | | | | | | | | | | | | |
| Texas A&M | | | | | | | | | | | | |
| Kentucky | | | | | | | | | | | | |
| S. Carolina | | | | | | | | | | | | |
| Miss. St. | | | | | | | | | | | | |
| Missouri | | | | | | | | | | | | |
| Alabama | | | | | | | | | | | | |
| Florida | | | | | | | | | | | | |
| LSU | | | | | | | | | | | | |
| Ole Miss | | | | | | | | | | | | |
| Vanderbilt | | | | | | | | | | | | |
| Arkansas | | | | | | | | | | | | |
| Kentucky | | | | | | | | | | | | |
| Georgia | | | | | | | | | | | | |
| Miss. St. | | | | | | | | | | | | |
| Alabama | | | | | | | | | | | | |
| Tennessee | | | | | | | | | | | | |

MCLEMORE'S CAREER STATISTICS

| Year | GP-GS | Min-Avg | FG-FGA | Pct | 3FG-A | Pct | FT-FTA | Pct | Off-Def-Tot--Avg | PF-FO | Ast | TO | Blk | Stl | Pts | Avg |
|---------|-------|-----------|---------|------|-------|-------|--------|------|------------------|-------|-----|----|-----|-----|-----|-----|
| 2016-17 | 32-1 | 483-15.1 | 69-101 | .683 | 1-1 | 1.000 | 35-58 | .603 | 54-89-143--4.5 | 76-0 | 5 | 28 | 37 | 13 | 174 | 5.4 |
| 2017-18 | 27-21 | 525-19.4 | 74-139 | .532 | 18-46 | .391 | 35-48 | .729 | 49-93-142--5.3 | 70-1 | 14 | 24 | 73 | 20 | 201 | 7.4 |
| 2018-19 | 8-8 | 157-19.6 | 22-54 | .407 | 5-21 | .238 | 9-16 | .563 | 18-26-44--5.5 | 21-1 | 2 | 6 | 16 | 10 | 58 | 7.3 |
| TOTAL | 67-30 | 1165-17.4 | 165-294 | .561 | 24-68 | .353 | 79-122 | .648 | 121-208-329--4.9 | 167-2 | 21 | 58 | 126 | 43 | 433 | 6.5 |

41



COLE BLACKSTOCK

6-9 • 220

Sr. • F

Killen, Ala.

(Brooks HS)

2017-18 (Junior): Averaged 0.3 points, 0.3 rebounds and 0.1 blocks per game in 1.5 minutes per game off the bench ... was a perfect 4-for-4 from the charity stripe ... first action of the season came in the season opener against Norfolk State where he pulled down a rebound in 2 minutes of action ... buried a pair of free throws in 3 minutes vs. Cornell ... logged 5 appearances in SEC play, including the final 3 games of the regular season ... knocked down 2 shots from the charity stripe and grabbed a rebound vs. LSU ... made 2 appearances in postseason play, including in the NCAA Tournament against Clemson.

HIGH SCHOOL AND PERSONAL DATA: Four-year letterman in basketball ... averaged 17 points, and 8 rebounds per game as a senior at Brooks High School under coach Brian Wright ... played four games as a junior before season-ending injury ... averaged 8 points and 4.5 rebounds per game as a sophomore ... full name is Cole Edward Blackstock ... son of Eric Blackstock and Kristi Blackstock ... has two sisters, Jessi and Erica ... studying in Ginn College of Engineering.

CAREER HIGHS

| | |
|------------------------|--|
| Points | 3 vs. Vanderbilt (2/13/16) |
| Rebounds | 2 vs. Coastal Carolina (12/15/16) |
| Field Goals | 1 vs. Vanderbilt (2/13/16) |
| Field Goals Att. | 1 (3x) last vs. Saint Peter's (11/28/18) |
| 3-Pt. Field Goals | - |
| 3-Pt. Field Goals Att. | - |
| Free Throws | 2 (3x) last vs. LSU (1/27/18) |
| Free Throws Att. | 2 (3x) last vs. LSU (1/27/18) |
| Assists | - |
| Steals | - |
| Blocks | 1 (2x) last vs. Mississippi College (11/14/18) |
| Minutes | 5 vs. Mississippi College (11/14/18) |

2018-19 BLACKSTOCK GAME-BY-GAME

| Opp. | Start | Min. | FG-A | 3FG-A | FT-A | O-D-T | PF | A | TO | BLK | STL | PTS |
|-------------|-------|-------|------|-------|------|-------|----|---|----|-----|-----|-----|
| S. Alabama | | 2 | 0-0 | 0-0 | 0-0 | 0-0-0 | 1 | 0 | 0 | 0 | 0 | 0 |
| Washington | | 2 | 0-0 | 0-0 | 0-0 | 0-0-0 | 1 | 0 | 0 | 0 | 0 | 0 |
| Miss. Col. | | 5 | 0-1 | 0-0 | 0-0 | 0-2-2 | 2 | 0 | 0 | 1 | 0 | 0 |
| Xavier | | -dnp- | | | | | | | | | | |
| Duke | | -dnp- | | | | | | | | | | |
| Arizona | | -dnp- | | | | | | | | | | |
| St. Peter's | | 4 | 0-1 | 0-0 | 1-2 | 1-1-2 | 0 | 0 | 0 | 0 | 0 | 1 |
| UNCA | | 2 | 0-0 | 0-0 | 0-0 | 0-0-0 | 0 | 0 | 0 | 0 | 0 | 0 |
| Dayton | | | | | | | | | | | | |
| UAB | | | | | | | | | | | | |
| NC State | | | | | | | | | | | | |
| Murray St. | | | | | | | | | | | | |
| North Fla. | | | | | | | | | | | | |
| Ole Miss | | | | | | | | | | | | |
| Georgia | | | | | | | | | | | | |
| Texas A&M | | | | | | | | | | | | |
| Kentucky | | | | | | | | | | | | |
| S. Carolina | | | | | | | | | | | | |
| Miss. St. | | | | | | | | | | | | |
| Missouri | | | | | | | | | | | | |
| Alabama | | | | | | | | | | | | |
| Florida | | | | | | | | | | | | |
| LSU | | | | | | | | | | | | |
| Ole Miss | | | | | | | | | | | | |
| Vanderbilt | | | | | | | | | | | | |
| Arkansas | | | | | | | | | | | | |
| Kentucky | | | | | | | | | | | | |
| Georgia | | | | | | | | | | | | |
| Miss. St. | | | | | | | | | | | | |
| Alabama | | | | | | | | | | | | |
| Tennessee | | | | | | | | | | | | |

BLACKSTOCK'S MISCELLANEOUS STATS

| | 2015-16 | 2016-17 | 2017-18 | 2018-19 | Career |
|--------------------|---------|---------|---------|---------|--------|
| Games with 10+ Pts | 0 | 0 | 0 | 0 | 0 |
| Games with 20+ Pts | 0 | 0 | 0 | 0 | 0 |
| Games 5+ 3s | 0 | 0 | 0 | 0 | 0 |
| Games with 5+ Reb | 0 | 0 | 0 | 0 | 0 |
| Games with 10+ Reb | 0 | 0 | 0 | 0 | 0 |
| Games with 5+ Ast | 0 | 0 | 0 | 0 | 0 |
| Games with 10+ Ast | 0 | 0 | 0 | 0 | 0 |
| Games with 5+ Blk | 0 | 0 | 0 | 0 | 0 |
| Games with 5+ Stl | 0 | 0 | 0 | 0 | 0 |
| Double-Doubles | 0 | 0 | 0 | 0 | 0 |

BLACKSTOCK'S CAREER STATISTICS

| Year | GP-GS | Min-Avg | FG-FGA | Pct | 3FG-A | Pct | FT-FTA | Pct | Off-Def-Tot--Avg | PF-FO | Ast | TO | Blk | Stl | Pts | Avg |
|---------|-------|---------|--------|-------|-------|------|--------|-------|------------------|-------|-----|----|-----|-----|-----|-----|
| 2015-16 | 5-0 | 9-1.8 | 1-1 | 1.000 | 0-0 | .000 | 3-3 | 1.000 | 0-0-0--0.0 | 2-0 | 0 | 0 | 0 | 0 | 5 | 1.0 |
| 2016-17 | 3-0 | 4-1.3 | 0-0 | .000 | 0-0 | .000 | 0-0 | .000 | 0-2-2--0.7 | 2-0 | 0 | 0 | 0 | 0 | 0 | 0.0 |
| 2017-18 | 13-0 | 19-1.5 | 0-0 | .000 | 0-0 | .000 | 4-4 | 1.000 | 0-4-4--0.3 | 5-0 | 0 | 0 | 1 | 0 | 4 | 0.3 |
| 2018-19 | 5-0 | 15-3.0 | 0-2 | .000 | 0-0 | .000 | 1-2 | .500 | 1-3-4--0.8 | 4-0 | 0 | 0 | 1 | 0 | 1 | 0.2 |
| TOTAL | 26-0 | 47-1.8 | 1-3 | .333 | 0-0 | .000 | 8-9 | .889 | 1-9-10--0.4 | 13-0 | 0 | 0 | 2 | 0 | 10 | 0.4 |

50


AUSTIN WILEY

6-11 • 260

Jr. • C

Hoover, Ala.

(Calusa Prep)



2017-18 (Sophomore): Tapped to the Kareem Abdul-Jabbar Watch List ... did not see any game action ... declared for the NBA Draft without the intention of hiring an agent on April 10.

2017 USA U19 WORLD CUP TEAM: Selected and named the team captain for the 12-member USA Basketball U19 World Cup Team to play in the FIBA World Cup in Cairo, Egypt, July 1-9, 2017 ... only American and one of seven players to average a double-double in the tournament with 10.3 points and 10.9 rebounds in only 19.9 minutes per game as the United States won the bronze medal, finishing 6-1 ... shot 50 percent from the field ... started all seven games ... his 40-minute per game average would be 20.5 points and 21.7 rebounds ... had three double-doubles and a rebound shy of four double-doubles in seven games ... 19 points and 10 rebounds to lead USA to an 81-59 victory over Germany in the quarterfinals ... 16 points and a game-high 16 rebounds in a 109-68 victory over Angola ... 13 points and a game-high 17 rebounds in 29:41 in a 99-87 upset loss to Canada in the semifinals ... 9 points and a game-high 14 rebounds in 21:37 vs. Italy to finish Group D play 3-0 ... 8 points and 8 rebounds and a block in 20 minutes in the 96-72 bronze medal win over Spain ... scored 15 points in the USA's 89-66 victory over Lithuania in a friendly on June 28, a day after making the 6,900-mile trip from Colorado Springs, Colo., to Washington, D.C. to Germany to Cairo.

HIGH SCHOOL AND PERSONAL DATA: Ranked 13th nationally by Scout, 16th by Rivals and 17th by 247Sports ... played on Team USA's gold medal winner at the FIBA Men's U17 World Championship in Zaragoza, Spain in summer of 2016 ... consensus five-star selection ... three-time all-state selection at Spain Park High School in Hoover, Ala. ... averaged 22 points and 12 rebounds as a junior in 2014-15 leading Spain Park to a 24-6 record and the Class 7A state finals under coach Donnie Quinn ... was named the Alabama Sports Writers Association Class 7A Player of the Year as a junior, averaging 27.1 points, 12.1 rebounds and 2.9 blocks ... selected to the ASWA Class 7A All-State first-team and to the AL.com Class 7A Super All-State first-team ... MVP of the Alabama North-South game in August 2016 ... averaged 19 points and 12 rebounds as a sophomore at Spain Park where he was named AL.com Birmingham Player of the Year Award ... selected to the ASWA Class 7A All-State first-team and AL.com Class 7A Super All-State first-team ... averaged 15 points and 10 rebounds as a freshman ... named an honorable mention ASWA Class 6A All-State selection as a freshman ... full name is Austin Jermaine Wiley ... son of former Auburn players, All-American & 1992 USA Olympian Vickie Orr and Aubrey Wiley, who led the SEC in rebounding in 1993-94 ... Vickie helped lead Auburn to two-straight NCAA Championship games in 1988 and 1989 and was inducted into the Alabama Sports Hall of Fame in 2013 ... studying in the College of Education ... signed national letter of intent on Nov. 9, 2016.

| WILEY'S MISCELLANEOUS STATS | | | | |
|-----------------------------|---------|---------|---------|--------|
| | 2016-17 | 2017-18 | 2018-19 | Career |
| Games with 10+ Pts | 8 | 0 | 5 | 13 |
| Games with 20+ Pts | 1 | 0 | 0 | 1 |
| Games 5+ 3s | 0 | 0 | 0 | 0 |
| Games with 5+ Reb | 10 | 0 | 3 | 13 |
| Games with 10+ Reb | 1 | 0 | 0 | 1 |
| Games with 5+ Ast | 0 | 0 | 0 | 0 |
| Games with 10+ Ast | 0 | 0 | 0 | 0 |
| Games with 5+ Blk | 0 | 0 | 1 | 1 |
| Games with 5+ Stl | 0 | 0 | 0 | 0 |
| Double-Doubles | 1 | 0 | 0 | 1 |

MEASURABLES AND BAM TESTING RESULTS

| | |
|--------------------|--------|
| Wingspan | 7'5" |
| Reach | 9'4" |
| Hand | 11" |
| Vertical Jump | 27.5" |
| Approach Vertical | 32.5" |
| 3/4 Court Sprint | 3.337 |
| Reaction Shuttle | 3.036 |
| Lane Agility Drill | 12.663 |
| 185 lb Bench | 16 |

CAREER HIGHS

| | |
|------------------------|---|
| Points | 25 at TCU (1/28/17) |
| Rebounds | 11 at South Carolina (1/24/17) |
| Field Goals | 11 at TCU (1/28/17) |
| Field Goals Att. | 13 (2x) last vs. Saint Peter's (11/28/18) |
| 3-Pt. Field Goals | - |
| 3-Pt. Field Goals Att. | 1 vs. Saint Peter's (11/28/18) |
| Free Throws | 11 vs. Alabama (1/21/17) |
| Free Throws Att. | 18 vs. Alabama (1/21/17) |
| Assists | 1 (6x) last vs. Washington (11/9/18) |
| Steals | 1 (7x) last vs. Saint Peter's (11/28/18) |
| Blocks | 5 vs. UNC Asheville (12/4/18) |
| Minutes | 26 at Georgia (3/1/17) |

2018-19 WILEY GAME-BY-GAME

| Opp. | Start | Min. | FG-A | 3FG-A | FT-A | O-D-T | PF | A | TO | BLK | STL | PTS |
|-------------|-------|------|------|-------|------|-------|----|---|----|-----|-----|-----|
| S. Alabama | -dnp- | | | | | | | | | | | |
| Washington | | 13 | 2-4 | 0-0 | 1-2 | 0-1-1 | 3 | 1 | 2 | 0 | 0 | 5 |
| Miss. Col. | | 16 | 5-7 | 0-0 | 8-10 | 4-3-7 | 1 | 0 | 1 | 1 | 0 | 16 |
| Xavier | | 19 | 4-6 | 0-0 | 3-6 | 0-0-0 | 5 | 0 | 1 | 3 | 0 | 11 |
| Duke | | 19 | 7-11 | 0-0 | 3-7 | 4-5-9 | 3 | 0 | 1 | 0 | 1 | 17 |
| Arizona | | 13 | 2-2 | 0-0 | 1-2 | 0-2-2 | 3 | 0 | 1 | 1 | 0 | 5 |
| St. Peter's | | 18 | 7-13 | 0-1 | 2-4 | 4-5-9 | 3 | 0 | 1 | 3 | 1 | 16 |
| UNCA | | 18 | 5-7 | 0-0 | 4-5 | 1-3-4 | 1 | 0 | 2 | 5 | 0 | 14 |
| Dayton | | | | | | | | | | | | |
| UAB | | | | | | | | | | | | |
| NC State | | | | | | | | | | | | |
| Murray St. | | | | | | | | | | | | |
| North Fla. | | | | | | | | | | | | |
| Ole Miss | | | | | | | | | | | | |
| Georgia | | | | | | | | | | | | |
| Texas A&M | | | | | | | | | | | | |
| Kentucky | | | | | | | | | | | | |
| S. Carolina | | | | | | | | | | | | |
| Miss. St. | | | | | | | | | | | | |
| Missouri | | | | | | | | | | | | |
| Alabama | | | | | | | | | | | | |
| Florida | | | | | | | | | | | | |
| LSU | | | | | | | | | | | | |
| Ole Miss | | | | | | | | | | | | |
| Vanderbilt | | | | | | | | | | | | |
| Arkansas | | | | | | | | | | | | |
| Kentucky | | | | | | | | | | | | |
| Georgia | | | | | | | | | | | | |
| Miss. St. | | | | | | | | | | | | |
| Alabama | | | | | | | | | | | | |
| Tennessee | | | | | | | | | | | | |

WILEY'S CAREER STATISTICS

| Year | GP-GS | Min-Avg | FG-FGA | Pct | 3FG-A | Pct | FT-FTA | Pct | Off-Def-Tot--Avg | PF-FO | Ast | TO | Blk | Stl | Pts | Avg |
|---------|-------|----------|---------|------|-------|------|--------|------|------------------|-------|-----|----|-----|-----|-----|------|
| 2016-17 | 23-22 | 415-18.0 | 73-125 | .584 | 0-0 | .000 | 56-114 | .491 | 52-56-108--4.7 | 59-1 | 5 | 41 | 31 | 5 | 202 | 8.8 |
| 2018-19 | 7-0 | 116-16.6 | 32-50 | .640 | 0-1 | .000 | 22-36 | .611 | 13-19-32--4.6 | 19-1 | 1 | 9 | 13 | 2 | 86 | 12.3 |
| TOTAL | 30-22 | 531-17.7 | 105-175 | .600 | 0-1 | .000 | 78-150 | .520 | 65-75-140--4.7 | 78-2 | 6 | 50 | 44 | 7 | 288 | 9.6 |

LAST GAME



Official Basketball Box Score -- Game Totals -- Final Statistics
 UNC Asheville vs Auburn
 12/04/18 7:00 pm at Auburn, Ala. (Auburn Arena)



UNC Asheville 41 • 1-7

| # | Player | f | Total | | 3-Ptr | | Rebounds | | | PF | TP | A | TO | Blk | Stl | Min |
|--------|-------------------|---|--------|--------|--------|-----|----------|-----|----|----|----|----|----|-----|-----|-----|
| | | | FG-FGA | FG-FGA | FT-FTA | Off | Def | Tot | | | | | | | | |
| 22 | JUDE, Coty | f | 2-5 | 2-4 | 2-2 | 0 | 2 | 2 | 2 | 8 | 0 | 0 | 0 | 0 | 24 | |
| 34 | PECK, Jeremy | f | 3-4 | 0-0 | 0-0 | 0 | 3 | 3 | 1 | 6 | 2 | 3 | 0 | 0 | 25 | |
| 01 | WORTHY, Cress | g | 1-7 | 0-0 | 0-0 | 1 | 2 | 3 | 3 | 2 | 1 | 4 | 0 | 1 | 33 | |
| 03 | JONES, Tajion | g | 1-10 | 1-4 | 2-4 | 0 | 1 | 1 | 1 | 5 | 1 | 3 | 0 | 2 | 34 | |
| 20 | BAKER, DeVon | g | 2-10 | 0-4 | 0-0 | 1 | 1 | 2 | 0 | 4 | 3 | 9 | 0 | 1 | 29 | |
| 00 | GILMORE, Donovan | | 1-1 | 0-0 | 0-0 | 0 | 4 | 4 | 3 | 2 | 0 | 1 | 0 | 0 | 12 | |
| 05 | EDOKA, Stephen | | 0-0 | 0-0 | 0-0 | 0 | 0 | 0 | 0 | 0 | 0 | 0 | 0 | 0 | 4 | |
| 11 | SEEGARS, Jalen | | 0-2 | 0-1 | 2-2 | 0 | 3 | 3 | 2 | 2 | 0 | 3 | 0 | 1 | 19 | |
| 14 | LAWSON, Luke | | 3-5 | 3-5 | 0-0 | 0 | 3 | 3 | 2 | 9 | 1 | 2 | 0 | 0 | 16 | |
| 30 | HEATH, Deacon | | 1-1 | 1-1 | 0-0 | 0 | 0 | 0 | 1 | 3 | 0 | 0 | 0 | 0 | 3 | |
| 33 | WOODYARD, Cameron | | 0-0 | 0-0 | 0-0 | 1 | 0 | 1 | 0 | 0 | 0 | 0 | 0 | 0 | 1 | |
| Team | | | | | | 5 | 0 | 5 | | | | | | | | |
| Totals | | | 14-45 | 7-19 | 6-8 | 8 | 19 | 27 | 15 | 41 | 8 | 25 | 0 | 5 | 200 | |

| | | | | | | | | | |
|-----------------|------|-------|-----------|------|-------|-------|-------|-------|----------|
| FG % 1st Half: | 7-24 | 29.2% | 2nd half: | 7-21 | 33.3% | Game: | 14-45 | 31.1% | Deadball |
| 3FG % 1st Half: | 4-10 | 40.0% | 2nd half: | 3-9 | 33.3% | Game: | 7-19 | 36.8% | Rebounds |
| FT % 1st Half: | 0-0 | 0.0% | 2nd half: | 6-8 | 75.0% | Game: | 6-8 | 75.0% | 1,2 |

Auburn 67 • 7-1

| # | Player | f | Total | | 3-Ptr | | Rebounds | | | PF | TP | A | TO | Blk | Stl | Min |
|--------|--------------------|---|--------|--------|--------|-----|----------|-----|----|----|----|----|----|-----|-----|-----|
| | | | FG-FGA | FG-FGA | FT-FTA | Off | Def | Tot | | | | | | | | |
| 05 | OKEKE, Chuma | f | 2-5 | 2-3 | 1-2 | 3 | 4 | 7 | 1 | 7 | 5 | 2 | 2 | 0 | 25 | |
| 24 | MCLEMORE, Anfernee | f | 2-5 | 0-1 | 1-2 | 1 | 1 | 2 | 3 | 5 | 0 | 3 | 3 | 3 | 19 | |
| 01 | HARPER, Jared | g | 2-6 | 2-5 | 3-3 | 0 | 1 | 1 | 1 | 9 | 5 | 4 | 0 | 0 | 30 | |
| 02 | BROWN, Bryce | g | 3-9 | 1-6 | 0-0 | 0 | 2 | 2 | 2 | 7 | 4 | 1 | 0 | 2 | 29 | |
| 10 | DOUGHTY, Samir | g | 4-7 | 2-5 | 3-4 | 1 | 5 | 6 | 2 | 13 | 2 | 2 | 0 | 2 | 25 | |
| 00 | SPENCER, Horace | | 2-2 | 0-0 | 0-0 | 0 | 1 | 1 | 3 | 4 | 2 | 2 | 1 | 1 | 11 | |
| 04 | DUNBAR, Malik | | 3-4 | 2-3 | 0-2 | 1 | 6 | 7 | 1 | 8 | 1 | 2 | 0 | 5 | 25 | |
| 14 | COOK, Preston | | 0-0 | 0-0 | 0-0 | 0 | 0 | 0 | 0 | 0 | 0 | 0 | 0 | 0 | 1 | |
| 20 | PARKER, Myles | | 0-1 | 0-1 | 0-0 | 0 | 0 | 0 | 2 | 0 | 0 | 1 | 0 | 0 | 6 | |
| 21 | WILLIAMS, Devontae | | 0-0 | 0-0 | 0-0 | 0 | 0 | 0 | 0 | 0 | 0 | 0 | 0 | 0 | 2 | |
| 22 | MACOY, Will | | 0-1 | 0-1 | 0-0 | 0 | 0 | 0 | 0 | 0 | 0 | 0 | 1 | 0 | 3 | |
| 33 | MAASDORP, Chase | | 0-1 | 0-0 | 0-0 | 0 | 0 | 0 | 0 | 0 | 0 | 0 | 0 | 0 | 3 | |
| 41 | BLACKSTOCK, Cole | | 0-0 | 0-0 | 0-0 | 0 | 0 | 0 | 0 | 0 | 0 | 0 | 0 | 0 | 2 | |
| 50 | WILEY, Austin | | 5-7 | 0-0 | 4-5 | 1 | 3 | 4 | 1 | 14 | 0 | 2 | 5 | 0 | 18 | |
| 54 | COLLIER, Thomas | | 0-0 | 0-0 | 0-0 | 0 | 0 | 0 | 0 | 0 | 0 | 0 | 0 | 0 | 1 | |
| Team | | | | | | 1 | 1 | 2 | | | | | | | | |
| Totals | | | 23-48 | 9-25 | 12-18 | 8 | 24 | 32 | 16 | 67 | 19 | 19 | 12 | 13 | 200 | |

| | | | | | | | | | |
|-----------------|-------|-------|-----------|-------|-------|-------|-------|-------|----------|
| FG % 1st Half: | 10-27 | 37.0% | 2nd half: | 13-21 | 61.9% | Game: | 23-48 | 47.9% | Deadball |
| 3FG % 1st Half: | 4-16 | 25.0% | 2nd half: | 5-9 | 55.6% | Game: | 9-25 | 36.0% | Rebounds |
| FT % 1st Half: | 9-14 | 64.3% | 2nd half: | 3-4 | 75.0% | Game: | 12-18 | 66.7% | 2 |

Officials: Lee Cassell, Chuck Jones, Josue Nieves
 Technical fouls: UNC Asheville-None. Auburn-None.
 Attendance: 7121

| Score by periods | 1st | 2nd | Total |
|------------------|-----|-----|-------|
| UNC Asheville | 18 | 23 | 41 |
| Auburn | 33 | 34 | 67 |

| | | | | | |
|--------|-------|-----|--------|-------|-------|
| Points | In | Off | 2nd | Fast | Bench |
| AVL | Paint | T/O | Chance | Break | |
| AU | 8 | 13 | 5 | 0 | 16 |
| | 28 | 20 | 9 | 14 | 26 |

Last FG - AVL 2nd-01:44, AU 2nd-03:26.
 Largest lead - AVL None, AU by 32 2nd-03:26.

Score tied - 2 times.
 Lead changed - 0 times.

SEASON STATS



Auburn Basketball
 Auburn Combined Team Statistics (as of Dec 04, 2018)
 All games



Overall record: 7-1 Conf: 0-0 Home: 5-0 Away: 0-0 Neutral: 2-1

| # | Player | gp-gs | min | avg | Total | | 3-Point | | F-Throw | | Rebounds | | | | pf | dq | a | to | blk | stl | pts | avg | | |
|----------------|--------------------|-------|------|------|---------|------|---------|------|---------|------|----------|-----|-----|------|-----|----|-----|-----|-----|-----|-----|------|--|---|
| | | | | | fg-fga | fg% | 3fg-fga | 3fg% | ft-fta | ft% | off | def | tot | avg | | | | | | | | | | |
| 02 | BROWN, Bryce | 8-8 | 247 | 30.9 | 43-100 | .430 | 27-73 | .370 | 15-22 | .682 | 4 | 19 | 23 | 2.9 | 14 | 0 | 21 | 10 | 2 | 10 | 128 | 16.0 | | |
| 01 | HARPER, Jared | 8-8 | 257 | 32.1 | 36-90 | .400 | 24-56 | .429 | 15-17 | .882 | 2 | 23 | 25 | 3.1 | 9 | 0 | 54 | 19 | 0 | 9 | 111 | 13.9 | | |
| 50 | WILEY, Austin | 7-0 | 116 | 16.6 | 32-50 | .640 | 0-1 | .000 | 22-36 | .611 | 13 | 19 | 32 | 4.6 | 19 | 1 | 1 | 9 | 13 | 2 | 86 | 12.3 | | |
| 05 | OKEKE, Chuma | 8-8 | 216 | 27.0 | 34-61 | .557 | 12-27 | .444 | 10-14 | .714 | 26 | 32 | 58 | 7.3 | 14 | 0 | 22 | 14 | 10 | 10 | 90 | 11.3 | | |
| 04 | DUNBAR, Malik | 8-0 | 157 | 19.6 | 30-56 | .536 | 13-29 | .448 | 6-9 | .667 | 9 | 27 | 36 | 4.5 | 13 | 1 | 6 | 9 | 2 | 10 | 79 | 9.9 | | |
| 10 | DOUGHTY, Samir | 8-8 | 181 | 22.6 | 25-51 | .490 | 8-21 | .381 | 11-12 | .917 | 13 | 18 | 31 | 3.9 | 22 | 1 | 16 | 15 | 0 | 14 | 69 | 8.6 | | |
| 24 | MCLEMORE, Anfernee | 8-8 | 157 | 19.6 | 22-54 | .407 | 5-21 | .238 | 9-16 | .563 | 18 | 26 | 44 | 5.5 | 21 | 1 | 2 | 6 | 16 | 10 | 58 | 7.3 | | |
| 00 | SPENCER, Horace | 8-0 | 129 | 16.1 | 14-36 | .389 | 0-6 | .000 | 7-13 | .538 | 22 | 23 | 45 | 5.6 | 20 | 0 | 6 | 6 | 5 | 7 | 35 | 4.4 | | |
| 12 | MCCORMICK, J'Von | 7-0 | 79 | 11.3 | 8-16 | .500 | 3-6 | .500 | 1-4 | .250 | 4 | 4 | 8 | 1.1 | 9 | 0 | 9 | 7 | 0 | 6 | 20 | 2.9 | | |
| 33 | MAASDORP, Chase | 5-0 | 14 | 2.8 | 1-4 | .250 | 1-2 | .500 | 1-2 | .500 | 1 | 0 | 1 | 0.2 | 2 | 0 | 0 | 2 | 0 | 1 | 4 | 0.8 | | |
| 14 | COOK, Preston | 5-0 | 7 | 1.4 | 2-4 | .500 | 0-1 | .000 | 0-0 | .000 | 2 | 1 | 3 | 0.6 | 1 | 0 | 1 | 0 | 0 | 1 | 4 | 0.8 | | |
| 22 | MACOY, Will | 5-0 | 14 | 2.8 | 0-4 | .000 | 0-3 | .000 | 3-5 | .600 | 0 | 0 | 0 | 0.0 | 0 | 0 | 0 | 0 | 1 | 1 | 3 | 0.6 | | |
| 20 | PARKER, Myles | 5-0 | 18 | 3.6 | 1-9 | .111 | 0-4 | .000 | 1-3 | .333 | 0 | 0 | 0 | 0.0 | 4 | 0 | 0 | 3 | 0 | 1 | 3 | 0.6 | | |
| 41 | BLACKSTOCK, Cole | 5-0 | 15 | 3.0 | 0-2 | .000 | 0-0 | .000 | 1-2 | .500 | 1 | 3 | 4 | 0.8 | 4 | 0 | 0 | 0 | 1 | 0 | 1 | 0.2 | | |
| 21 | WILLIAMS, Devontae | 5-0 | 9 | 1.8 | 0-1 | .000 | 0-1 | .000 | 0-0 | .000 | 0 | 0 | 0 | 0.0 | 1 | 0 | 0 | 1 | 0 | 0 | 0 | 0.0 | | |
| 54 | COLLIER, Thomas | 5-0 | 8 | 1.6 | 0-2 | .000 | 0-0 | .000 | 0-0 | .000 | 1 | 0 | 1 | 0.2 | 1 | 0 | 0 | 1 | 0 | 0 | 0 | 0.0 | | |
| Team | | | | | | | | | | | 11 | 12 | 23 | | | | | | | | | | | 1 |
| Total..... | | 8 | 1624 | | 248-540 | .459 | 93-251 | .371 | 102-155 | .658 | 127 | 207 | 334 | 41.8 | 154 | 4 | 138 | 103 | 50 | 82 | 691 | 86.4 | | |
| Opponents..... | | 8 | 1623 | | 156-416 | .375 | 61-184 | .332 | 107-151 | .709 | 79 | 185 | 264 | 33.0 | 147 | - | 79 | 163 | 30 | 44 | 480 | 60.0 | | |

TEAM STATISTICS

| | AU | OPP |
|------------------------|---------|---------|
| SCORING | 691 | 480 |
| Points per game | 86.4 | 60.0 |
| Scoring margin | +26.4 | - |
| FIELD GOALS-ATT | 248-540 | 156-416 |
| Field goal pct | .459 | .375 |
| 3 POINT FG-ATT | 93-251 | 61-184 |
| 3-point FG pct | .371 | .332 |
| 3-pt FG made per game | 11.6 | 7.6 |
| FREE THROWS-ATT | 102-155 | 107-151 |
| Free throw pct | .658 | .709 |
| F-Throws made per game | 12.8 | 13.4 |
| REBOUNDS | 334 | 264 |
| Rebounds per game | 41.8 | 33.0 |
| Rebounding margin | +8.8 | - |
| ASSISTS | 138 | 79 |
| Assists per game | 17.3 | 9.9 |
| TURNOVERS | 103 | 163 |
| Turnovers per game | 12.9 | 20.4 |
| Turnover margin | +7.5 | - |
| Assist/turnover ratio | 1.3 | 0.5 |
| STEALS | 82 | 44 |
| Steals per game | 10.3 | 5.5 |
| BLOCKS | 50 | 30 |
| Blocks per game | 6.3 | 3.8 |
| ATTENDANCE | 38117 | 7200 |
| Home games-Avg/Game | 5-7623 | 0-0 |
| Neutral site-Avg/Game | - | 3-2400 |

| Date | Opponent | | Score | Att. |
|----------|---------------------|-----|--------|------|
| 11/06/18 | SOUTH ALABAMA | w | 101-58 | 7754 |
| 11/09/18 | WASHINGTON | w | 88-66 | 9121 |
| 11/14/18 | MISSISSIPPI COLLEGE | w | 103-52 | 6959 |
| 11/19/18 | vs Xavier | wot | 88-79 | 2400 |
| 11/20/18 | vs Duke | L | 72-78 | 2400 |
| 11/21/18 | vs Arizona | w | 73-57 | 2400 |
| 11/28/18 | SAINT PETER'S | w | 99-49 | 7162 |
| 12/04/18 | UNC ASHEVILLE | w | 67-41 | 7121 |

* - Conference game

| Score by Periods | 1st | 2nd | OT | Totals |
|------------------|-----|-----|----|--------|
| Auburn | 326 | 354 | 11 | 691 |
| Opponents | 224 | 254 | 2 | 480 |