



2018-19 AUBURN WOMEN'S BASKETBALL

AUBURN ATHLETICS COMMUNICATIONS: 392 SOUTH DONAHUE DRIVE || AUBURN, AL 36830 || AUBURNTIGERS.COM || @AUBURNWBB

2018-19 SCHEDULE/RESULTS 6-1, 0-0 SEC

DATE	OPPONENT	TIME/TV/RESULT
Nov. 6	GRAMBLING STATE	W 97-48
Nov. 9	1-NICHOLLS STATE	W 80-59
Nov. 11	1-at New Mexico	W 79-76
Nov. 13	1-at Iowa State	L 64-67
Nov. 25	LOUISIANA-LAFAYETTE	W 71-59
Nov. 28	at Xavier (La.)	W 77-58
Dec. 2	2-OKLAHOMA	W 95-79
Dec. 6	at St. Joseph's	ESPN+ 6 pm
Dec. 16	SAMFORD	+ 2 pm
Dec. 18	3-vs. Coastal Carolina	5:30 pm
Dec. 20	3-vs. North Carolina	5:30 pm
Dec. 22	at Elon	1 pm
Dec. 29	ALABAMA STATE	+ Noon
Jan. 3	*TENNESSEE	+ 6 pm
Jan. 6	*at Florida	SECN Noon
Jan. 10	*at Alabama	+ 7 pm
Jan. 14	*MISSISSIPPI STATE	SECN 6 pm
Jan. 17	*at Vanderbilt	+ 7 pm
Jan. 24	*TEXAS A&M	SECN 7:30 pm
Jan. 27	*at Missouri	+ 2 pm
Jan. 31	*at Ole Miss	+ 7 pm
Feb. 3	*GEORGIA	SECN 2 pm
Feb. 7	*KENTUCKY	+ 6 pm
Feb. 10	*at Arkansas	SECN 1 pm
Feb. 14	*at Tennessee	+ 6 pm
Feb. 17	*ALABAMA	SECN 3 pm
Feb. 24	*MISSOURI	+ 2 pm
Feb. 28	*SOUTH CAROLINA	+ 6 pm
Mar. 3	*at LSU	+ 2 pm
Mar. 6-10	SEC Tournament	Greenville
Mar. 22-25	NCAA First Round	TBD
M29-A1	NCAA Regionals	TBD
Apr. 5-7	Women's Final Four	Tampa

All times Central. Home Games in **BOLD CAPS**.
 1 - Preseason WNIT (Campus sites)
 2 - SEC/Big 12 Challenge
 3 - Carolinas Challenge (Myrtle Beach, S.C.)
 + = SEC Network+ / ESPN3.com

AUBURN ATHLETICS COMMUNICATIONS

KIRK SAMPSON Associate AD
 kirk@auburn.edu
 WES TODD Assistant Director/WBB Contact
 wlt0006@auburn.edu
 C: 334-750-5682

Web.....AuburnTigers.com
 Twitter.....@AuburnWBB
 Facebook...../AuburnWBB
 Instagram.....@AuburnWBB
 Office Phone.....(334) 844-9800



GAME

8

at St. Joseph's (3-5)

Thursday, Dec. 6, 2018 • 6 p.m. CT



Site Philadelphia, Pa.
 Venue Michael J. Hagan Arena (4,200)
 TV ESPN+
 Radio WTGZ 93.9 FM (Andy Burcham, Brit Bowen)
 Audio Webcast AuburnTigers.com
 Live Stats SJUHawks.com
 Twitter @AuburnWBB
 Series Record Series tied 1-1
 in Philadelphia St. Joseph's leads 1-0
 Last Meeting St. Joseph's 71, Auburn 69 (Dec. 29, 2007, in Philadelphia)

GAMEDAY BREAKDOWN


AUBURN TIGERS

Rankings.....AP: NR | Coaches: NR
 2018-19 Record 6-1
 SEC 0-0
 Home 4-0
 Away 2-1
 Neutral 0-0
 Streak.....W3
 Head Coach..... Terri Williams-Flournoy
 Record at AU (Yrs.).....108-92 (7th)
 Overall Record (Yrs.).....251-196 (15th)
 Record vs. St. Joseph's 0-0

ST. JOSEPH'S HAWKS

Rankings.....AP: NR | Coaches: NR
 2018-19 Record 3-5
 A-10 0-0
 Home 3-3
 Away 0-2
 Neutral 0-0
 Streak.....L1
 Head Coach..... Cindy Griffin
 Record at SJU (Yrs.) 312-233 (18th)
 Overall Record (Yrs.) 360-266 (21st)
 Record vs. Auburn 1-0

AUBURN PROJECTED STARTERS




DAISHA ALEXANDER
 G • JR • 5-7
 Decatur, Ga.

PPG: 12.3
 RPG: 4.4
 APG: 3.3



EMARI JONES
 G • SR • 6-2
 Chicago, Ill.

PPG: 12.6
 RPG: 5.9
 APG: 2.2



UNIQUE THOMPSON
 F • SO • 6-3
 Theodore, Ala.

PPG: 14.7
 RPG: 13.4
 APG: 1.0



CRYSTAL PRIMM
 G • R-JR • 5-11
 West Palm Beach, Fla.

PPG: 9.6
 RPG: 3.1
 APG: 1.1



JANIAH MCKAY
 G • SR • 5-6
 Gainesville, Fla.

PPG: 13.0
 RPG: 2.6
 APG: 5.7

OFF THE BENCH

No.	Pos.	Name	Ht.	Year	PPG	RPG	Hometown
1	G	Robyn Benton	5-9	Fr.	9.1	1.4	Conyers, Ga.
2	G	Brooke Moore*	5-7	Fr.	4.5	1.0	McDonough, Ga.
3	G	Erica Sanders*	5-10	Sr.	--	--	San Antonio, Texas
4	F	Abigayle Jackson	6-3	So.	3.6	3.0	Little Rock, Ark.
10	F	Kiyae' White	6-2	R-Fr.	1.0	1.3	Macungie, Pa.
24	F/G	Erin Howard	6-1	Fr.	3.2	1.7	Madison, Wis.
35	F	Natalie Kelly	6-3	Fr.	1.0	0.5	Albany, La.

*out/injured

Head Coach: Terri Williams-Flournoy

Assistants: Ty Evans, Adrian Walters, Clarisse Garcia

#WarEagle
#TeamOfExcellence



AuburnTigers.com



@AuburnWBB | @AuburnTigers
@AUCoachFlo



/AuburnWBB
/AuburnTigers

TEAM SCHEDULE AND MEDIA AVAILABILITY >> DECEMBER 2-8 (times Central unless noted otherwise)

SUNDAY December 2	MONDAY December 3	TUESDAY December 4	WEDNESDAY December 5	THURSDAY December 6	FRIDAY December 7	SATURDAY December 8
GAME 3:00 Auburn vs. Oklahoma	PRACTICE 2:30-6 p.m. Auburn Arena	PRACTICE 2:30-6 p.m. Auburn Arena	PRACTICE 2:30-4 p.m. Auburn Arena TRAVEL to Philadelphia, Pa.	GAME 6:00 Auburn at St. Joseph's Return to Auburn	OFF DAY	OFF DAY
Interviews postgame						

AUBURN ATHLETICS COMMUNICATIONS

QUICK FACTS

AUBURNTIGERS.COM

For updated game notes, statistics and all the latest information on Auburn basketball and gameday activities, go to AuburnTigers.com.

INTERVIEW POLICIES

- Coach Williams-Flournoy, assistant coaches and selected athletes are available for phone and personal interviews by contacting Wes Todd in the athletic communications office.
- Following home games, interviews with Coach Flo and selected players will be conducted in the media room following a 10-minute cooling-off period. Visiting coaches and players, if requested, will be available first.
- Interviews following road contests will be conducted in accordance with the home team's media policies.
- Practices are generally closed to the public, but media may cover practice with advance notice.

CREDENTIALS

Anyone wishing to cover Auburn women's basketball should contact Wes Todd in the communications office at least one day in advance in order to make the proper arrangements. Game credentials will be held at media will call, located inside the scholarship entrance at Auburn Arena. Parking passes are not needed, except for men's/ women's doubleheaders.

GAME DAY SERVICES

Notes for both teams and flip cards will be provided prior to the game. Stats will be distributed at halftime and after the game. Wireless internet is available in the Arena.

VIDEO SERVICES

FTP feeds of selected Auburn basketball highlights are available for the media. A number of studio and satellite services may be arranged for electronic media by calling War Eagle Productions at 334-750-4345.

PHOTO SERVICES

For photos of Auburn women's basketball or anything pertaining to Auburn Athletics, contact Wade Rackley at 334-750-6907 or via email at wwr0004@auburn.edu.

COMMUNICATIONS STAFF

- Wes Todd Women's Basketball contact
cell: 334-750-5682
email: wlt0006@auburn.edu
- Grant Keith Student assistant/WBB
email: gak0005@auburn.edu
- Kirk Sampson Associate AD
cell: 334-750-1385
email: sampska@auburn.edu

GENERAL INFORMATION

Location..... Auburn, Ala.
Founded1856
Enrollment.....29,776
Nickname Tigers
Colors..... Burnt Orange and Navy Blue
Facility (Capacity) Auburn Arena (9,121)
President Dr. Steven Leath
Director of Athletics Allen Greene
Sr. Assoc. AD/SWA..... Monique Holland

WOMEN'S BASKETBALL HISTORY

First Year of Women's Basketball1971
All-Time Record (Years)..... 919-470 (48th)
All-Time SEC Record (since 1981) 227-229
All-Time Home Record 428-113
at Auburn Arena (since 2010)..... 81-42
NCAA Tournament Appearances..... 20
Last NCAA App./Result..... 2017 - First Round
SEC Regular-Season Championships 5
..... 1981, 1987, 1988, 1989, 2009
SEC Tournament Championships..... 4
..... 1981, 1987, 1990, 1997

COACHING & SUPPORT STAFF

Head Coach..... Terri Williams-Flournoy
Alma Mater, Year Penn State, 1991
Overall Record 251-196 (.562) / 15th year
Auburn Record108-92 (.542) / 7th year
Associate Head Coach (Year at Auburn) Ty Evans (7th)
Alma Mater, Year Wisconsin-Whitewater (1995)
Assistant Coach (Year at Auburn)Adrian Walters (7th)
Alma Mater, Year St. Francis (Pa.) (1987)
Assistant Coach (Year at Auburn)Clarisse Garcia (3rd)
Alma Mater, Year Villanova (2007)
Strength & Conditioning CoachClaus Souza
Director of Basketball Operations Bianca Webb
Director of Basketball Services Justin Peak
Athletic Trainer..... Catherine Gordon
Grad. Student Mgrs Anthony Evans, Rebecca Walthall

GAMEDAY EXPERIENCE: AUBURN ARENA

>> Auburn Arena is in its ninth season as home of Auburn Basketball. The Tigers are 81-42 since moving to the Arena in 2010-11. The facility seats 9,121 for basketball and also hosts Auburn volleyball and gymnastics.



TEAM INFORMATION

2017-18 Record14-15
2017-18 SEC Record 5-11
SEC Finish..... 10th
Starters Returning/Lost 4/1
Letterwinners Returning/Lost 6/6
Squad Members Returning..... 2
Newcomers..... 4

AUBURN TIGERS SPEED CHART

Overall: 6-1 SEC: 0-0

Head Coach: Terri Williams-Flournoy (7th Season)

Daisa Alexander - DAY-zha
Emari Jones - e-MAR-ee
Janiah McKay - jah-NYE-uh

Kiyae' White - kye-YAY
Terri Williams-Flournoy - Fluh-NOY

			Pts	Reb	Stl	Ast	Blk	
0	DAISA ALEXANDER G • 5-8 • Jr. • Decatur, Ga. • Southwest DeKalb HS	Season High	20	8	3	8	-	<ul style="list-style-type: none"> • 2018 SEC All-Defensive Team • GW jumper/FT w/ :17 left at New Mexico • AU's 2nd-leading scorer in '18 (14.2 ppg) • Led SEC in steals in '18 (2.8/game) • Career-high 25 pts at Indiana (12/3/17)
		Career High	25	8	7	8	2	
		PPG	RPG	APG	FG	3FG	FT	
		18-19	12.6	4.4	3.3	.430	.345	
1	ROBYN BENTON G • 5-9 • Fr. • Conyers, Ga. • Greater Atlanta Christian	Season High	16	2	3	3	1	<ul style="list-style-type: none"> • 14 pts w/ 4 3-pt FG vs. Oklahoma (12/2) • 16 pts in Auburn debut vs. Grambling (11/6) • No. 17 national overall prospect, No. 6 guard • 1st-team all-state, GHSA POY as junior • Sister of fmr. UT football player Inky Johnson
		Career High	16	2	3	3	1	
		PPG	RPG	APG	FG	3FG	FT	
		18-19	9.1	1.4	1.1	.490	.444	
2	BROOKE MOORE G • 5-7 • Fr. • McDonough, Ga. • Henry County HS	Season High	6	1	-	1	-	<ul style="list-style-type: none"> • Made AU debut at XULA; scored 3 points • Missed first five games with injury • No. 42 national overall prospect; No. 11 guard • 3x AJC Player of the Year • Avg. 22.3 pts, 4.0 ast, 3.0 stls as HS senior
		Career High	3	1	-	1	-	
		PPG	RPG	APG	FG	3FG	FT	
		18-19	4.5	1.0	1.0	.214	.273	
3	ERICA SANDERS G • 5-10 • Sr. • San Antonio, Texas • Johnson HS	Season High	-	-	-	-	-	<ul style="list-style-type: none"> • Out for 6-8 weeks with knee injury • Played in 20 games in 17-18 • Career-high 6 steals vs. LA Tech (11/19/17) • Defensive specialist, could also play PG
		Career High	9	7	6	5	1	
		PPG	RPG	APG	FG	3FG	FT	
		18-19	-	-	-	-	-	
4	ABIGAYLE JACKSON F • 6-3 • So. • Little Rock, Ark. • Little Rock Central HS	Season High	6	6	-	1	3	<ul style="list-style-type: none"> • 6 pts, 6 reb off bench vs. Nicholls • Played 28 games in '18, started 12 • Led AU with 22 blocks in '18 • 2.0 ppg, 1.7 rpg as a freshman • #1 HS player in Arkansas in class of '17
		Career High	13	7	3	1	3	
		PPG	RPG	APG	FG	3FG	FT	
		18-19	3.6	3.0	0.4	.647	.333	
5	EMARI JONES G • 6-0 • Sr. • Chicago, Ill. • Shawnee CC	Season High	15	10	2	3	1	<ul style="list-style-type: none"> • 28 pts, 16 rebs in first two games of season • 4 3-pt FG each of last 2 gms; avg. 2.3/gm • Career-high 18 pts vs. Florida (12/31/17) • NJCAA All-American, national leading scorer at Shawnee CC in '16 (742 pts.)
		Career High	18	10	3	3	2	
		PPG	RPG	APG	FG	3FG	FT	
		18-19	12.6	5.9	2.3	.405	.367	
10	KIYAE' WHITE F • 6-2 • R-Fr. • Macungie, Pa. • Emmaus HS	Season High	3	4	0	2	-	<ul style="list-style-type: none"> • 3 pts, 4 rebs, 2 asts in Auburn debut vs. Gram. • Redshirted '17-18 while rehabbing knee injury • #20 forward, 3-star by ESPN HoopGuriz • Leading rebounder at Emmaus HS
		Career High	3	4	0	2	-	
		PPG	RPG	APG	FG	3FG	FT	
		18-19	1.0	1.3	0.9	.250	-	
20	UNIQUE THOMPSON F • 6-3 • So. • Theodore, Ala. • Faith Academy	Season High	19	19	4	3	2	<ul style="list-style-type: none"> • Preseason All-SEC Second Team • 19 pts, career-hi 19 rebs at New Mexico • 5 double-doubles in 2018-19 • 12 career double-doubles in 34 games • Career-high 29 pts at ULL (12/8/17)
		Career High	29	19	4	3	6	
		PPG	RPG	APG	FG	3FG	FT	
		18-19	14.7	13.4	1.0	.574	-	
23	CRYSTAL PRIMM G • 5-11 • R-Jr. • West Palm Beach, Fla. • Duke	Season High	15	6	5	4	-	<ul style="list-style-type: none"> • 15 pts, 4 rebs in Auburn debut vs. Grambling • Career-high 5 steals vs. Nicholls • Redshirted '17-18 after transfer from Duke • Played 33 gms as soph at Duke in '16-17 • Avg. 2.5 pts, 1.6 rebs as sophomore
		Career High	15	6	5	4	-	
		PPG	RPG	APG	FG	3FG	FT	
		18-19	9.6	3.1	1.1	.510	.000	
24	ERIN HOWARD F/G • 6-1 • Fr. • Madison, Wis. • Madison East HS	Season High	8	4	2	3	1	<ul style="list-style-type: none"> • 4 pts, 4 reb, 3 ast, 1 stl vs Oklahoma • Made 1st 2 AU 3-pt FG in win at New Mexico • Ranked No. 21 forward nationally out of HS • Avg. 17.4 pts, 11.1 rebs, 3.9 assists as senior • 1st AU player from state of Wisconsin
		Career High	8	4	2	3	1	
		PPG	RPG	APG	FG	3FG	FT	
		18-19	3.2	1.7	1.2	.333	.214	
33	JANIAH MCKAY G • 5-6 • Sr. • Gainesville, Fla. • Gainesville HS	Season High	19	5	3	10	2	<ul style="list-style-type: none"> • Preseason All-SEC Second Team • Leads SEC in assists (6.5/game) • 19 pts, 5 rebs at New Mexico (11/11) • 2nd career D-D (16p/10a) vs. Grambling • Led AU in points (16.6), assists (4.4) in '18
		Career High	29	8	6	13	2	
		PPG	RPG	APG	FG	3FG	FT	
		18-19	13.0	2.6	5.7	.446	.412	
35	NATALIE KELLY F • 6-3 • Fr. • Albany, La. • Albany HS	Season High	2	1	-	-	1	<ul style="list-style-type: none"> • Ranked as No. 38 post player nationally • Avg. 17.1 pts, 12.1 reb, 3.3 stls as HS junior • 2x all-metro selection (Baton Rouge)
		Career High	2	1	-	-	1	
		PPG	RPG	SPG	FG	3FG	FT	
		18-19	1.0	0.5	-	.333	-	

Inside the Matchup

Auburn vs. St. Joseph's **1-1 (.500)**

In Auburn: 0-0
 --At Auburn Arena: 0-0
 In Philadelphia: 0-1
 Neutral Sites: 1-0
 Trend: Teams have split the two meetings

Dec. 8, 1990 W 74-55 Storrs, Conn. (1)
 Dec. 29, 2007 L 69-71 Philadelphia (2)

(1) Connecticut Classic
 (2) Hawk Classic



Auburn Women's Basketball Quick Hitters

- This is the third all-time meeting between Auburn and St. Joseph's in women's basketball
- Auburn is 1-1 all-time against SJU and seeks its first win against the Hawks in Philadelphia
- St. Joseph's won the last meeting 71-69 on Dec. 29, 2007, in Philadelphia
- Auburn's 95-79 win over Oklahoma gave the Tigers a 6-1 record for the third time in the last four seasons
- Auburn set a school record with 13 3-pointers in the win over Oklahoma on Dec. 2; previous record was 12 vs. Colgate in 2007
- Since 2001, Auburn has made at least 10 3-pointers in a game on 10 occasions; five of those have come under Coach Flo
- The Tigers' 95 points against Oklahoma (Dec. 2) were the most against a Power-5 conference opponent since 1990 (def. Vanderbilt 96-93 in 2OT)
- Under Coach Flo, Auburn is 5-0 when scoring at least 90 points and 26-1 when scoring at least 80 points
- Auburn's win over Oklahoma snapped an eight-game losing streak to Big 12 opponents
- The Tigers' win at Xavier (La.) was the 250th career coaching victory for Auburn head coach Terri Williams-Flournoy
- Sophomore Unique Thompson has recorded five double-doubles in seven games, including three straight against New Mexico, Iowa State and UL-Lafayette
- With 13.4 rebounds per game, Thompson ranks second in the SEC and 6th in the nation
- Thompson's 9.6 defensive rebounds per game lead the SEC and rank 5th nationally
- Thompson now has 12 career double-doubles, tied for 12th in Auburn history
- Thompson's 19-point, 14-rebound double-double at Iowa State was her 3rd of the season and 9th of her career
- Thompson's 19 rebounds at New Mexico were a career-high and the most by an Auburn player since 2015
- Six Auburn players scored in double-figures vs. Grambling; the first time Auburn has done that since 2008 vs. Sam Houston State
- Janiah McKay (16 pts/10 assists) and Unique Thompson (14 pts/13 rebs) both had double-doubles in the season-opening win over Grambling; Thompson now has 8 double-doubles in 29 career games
- McKay moved up to 20th all-time in scoring at Auburn with 13 points vs. UL-Lafayette; she now has 1,290 points
- McKay is second in the SEC with 5.7 assists/game; she is 10th all-time at Auburn with 354 career assists
- Senior Emari Jones has made four 3-pointers in each of the last two games; she also had a career-high 10 rebounds vs. UL-Lafayette
- Jones was Auburn's leading scorer for the first time in her career with 16 points at Xavier (La.)
- Auburn is 73-30 in non-conference games under Terri Williams-Flournoy and has won 17 out of their last 18 at home
- The Tigers have won 11 consecutive home non-conference games dating back to the 2016-17 season
- Auburn is 233-55 all-time in the month of December; Coach Flo is 33-9 in December at Auburn
- Auburn returns four starters and six letterwinners from the 2017-18 squad that finished 14-15 overall (5-11 SEC)
- Senior guard Janiah McKay and sophomore forward Unique Thompson were named Preseason All-SEC (2nd team)

Moving On Up (Auburn Career Milestone Watch) . . .

- **Janiah McKay** is 20th in career points scored with 1,290; needs 16 to tie for 19th (C.C. Hayden, 1,306)
- **Janiah McKay** is 10th in career assists with 354; needs 32 to tie for 9th (Debra Larkin, 386)
- **Janiah McKay** is 7th in career free throws made with 327; needs 13 to tie for 6th (Becky Jackson, 340)
- **Janiah McKay** is 9th in career free throw percentage (.762); 8th is Helene Baroody (.767), 7th is Brenda Hill (.768)
- **Unique Thompson** is tied for 12th in career double-doubles (12); needs 1 to tie for 10th (Tasha Hamilton & Sharon Stewart, 13)
- **Coach Terri Williams-Flournoy** won her 250th game as a head coach vs. Xavier (La.) on Nov. 28
- **Coach Terri Williams-Flournoy** won her 500th collegiate game (249 as head coach; 251 as assistant) vs. UL-Lafayette on Nov. 25

Inside the Numbers

		
CATEGORY	AUBURN	ST. JOSEPH'S
Points Per Game	80.4	50.6
Scoring Margin	+16.7	-4.1
Field Goal %	45.0%	33.8%
Opp. Field Goal %	36.9%	37.2%
3 pt Field Goal %	35.1%	24.2%
Opp. 3FG %	32.9%	27.5%
Rebounds	41.0	33.6
Opp. Rebounds	34.9	38.0
Rebound Margin	+6.1	-4.4
Turnovers	16.4	15.0
Opp. Turnovers	21.0	14.8
Steals	12.3	8.8
Opp. Steals	9.6	6.4
Blocks	3.9	3.1
Opp. Blocks	1.3	2.3

INDIVIDUAL CATEGORY LEADERS

Auburn	St. Joseph's
Unique Thompson - 14.7.....Points.....	Alyssa Monaghan - 12.4
Unique Thompson - 13.4.....Rebounds.....	Katie Mayock - 5.4
Janiah McKay - 5.7.....Assists.....	Alyssa Monaghan - 3.9
Janiah McKay - 2.3.....Steals.....	Katie Jekot - 1.8
Unique Thompson - 1.3.....Blocks.....	Katie Mayock - 1.4
Janiah McKay - 32.1.....Minutes Played.....	Alyssa Monaghan - 37.0
Unique Thompson - .574.....Field Goal Percentage.....	Katie Mayock - .558
Robyn Benton - .444.....3-Point Percentage.....	Alyssa Monaghan - .304
Crystal Primm - .789.....Free-Throw Percentage.....	Alyssa Monaghan - .875

OPENING TIP

» The Auburn Tigers head northeast this week, traveling to Philadelphia, Pa., to take on the St. Joseph's Hawks on Thursday night. Game time is 6 p.m. CT at Michael J. Hagan Arena on the SJU campus.

» Auburn is 6-1 on the season; the Tigers have won three straight after a 95-79 win over Oklahoma on Sunday at Auburn Arena.

» St. Joseph's is 3-5 for the season and fell at home to Villanova 47-35 in their last game Sunday.

LAST TIME OUT

» Auburn hit 13 3-pointers to set a new school record Sunday afternoon as the Tigers defeated Oklahoma 95-79 at Auburn Arena in the SEC/Big 12 Challenge.

» Led by a double-double from sophomore Unique Thompson, five players scored in double-figures for the Tigers (6-1), who snapped an eight-game losing streak against Big 12 opponents and earned their 11th straight home non-conference win.

» The Tigers made 13 3-pointers on the night, breaking the previous record of 12 that was set Dec. 5, 2007 - nearly 11 years ago to the day - against Colgate. Daisa Alexander's third triple of the night with 3:48 to play gave the Tigers an 83-65 lead and set the new program mark.

» Thompson finished with 17 points and 14 rebounds for her fifth double-double of the year. She now has 12 double-doubles for her career, tied for 12th in Auburn history. Alexander led the Auburn attack with 19 points and also had a game-high five assists along with five rebounds.

» Emari Jones hit four of Auburn's 13 treys and finished with 16 points, and Crystal Primm and Robyn Benton added 14 points apiece; Primm had a team-leading three steals, and Benton also knocked down four 3-pointers.

UP NEXT

» After a nine-day break for final exams, the Tigers are back in action Sunday, Dec. 16, as Auburn hosts Samford at Auburn Arena. Game time is 2 p.m. CT.

AN AUBURN WIN WOULD...

» Be Auburn's 13th non-conference win in its last 14 games.

» Give Auburn a 2-1 record all-time against St. Joseph's.

» Give the Tigers a 7-1 start, their best of the Coach Flo era and the best since Auburn won its first 20 games to open the 2008-09 season.

AUBURN VS. ST. JOSEPH'S

» This is the third meeting between Auburn and St. Joseph's in women's basketball; the second in Philadelphia.

» Auburn and St. Joseph's are tied 1-1 with prior meetings in 1990 (Auburn, 74-55) and 2007 (SJU, 71-69).

SCOUTING THE HAWKS

» St. Joseph's is 3-5 on the season. The Hawks have wins over Niagara, Loyola-Maryland and Columbia on the year, but dropped their most recent game to Villanova on Sunday, 47-35.

» The Hawks average just 50.6 points per game but are one of the nation's top defensive teams, holding opponents to 54.8 points. SJU is a strong free-throw shooting team, averaging 73.1% from the line.

» Alyssa Monaghan is SJU's leading scorer with 12.4 points/game; she is 35-of-40 at the free-throw

line this season.

» SJU was picked to finish fifth in the Atlantic 10 Conference.

SCOUTING AUBURN

» Auburn is 6-1 on the season. The Tigers have wins over Grambling, Nicholls, New Mexico, UL-Lafayette, Xavier (La.) and Oklahoma while dropping a 3-point game at Iowa State. The Tigers are No. 28 in the latest NCAA RPI (as of Dec. 4).

» Sophomore forward Unique Thompson is a force under the basket and has been key to Auburn's success early this year. She has five double-doubles in seven games and leads the Tigers with 14.7 points and 13.4 rebounds. As a freshman last season, she averaged 11.5 ppg and 8.4 rpg with 7 double-doubles, tying the Auburn freshman record.

» Senior point guard Jannah McKay averages 13.0 points/game; she is also second in the SEC with 5.7 assists/game. McKay is the Tigers' leading returning scorer for the second straight season after averaging 16.6 ppg last season. McKay ranks 20th in career scoring at Auburn with 1,290 points.

» Junior Daisa Alexander had a breakout sophomore season where she scored 14.2 points/game and led the SEC with 2.8 steals/game, earning a nod to the SEC All-Defensive Team. So far this season, Alexander is averaging 12.3 points/game and had a career-high 8 assists vs. Louisiana-Lafayette.

» Senior Emari Jones has been one of Auburn's most consistent scorers so far in 2018-19, averaging 12.6 points/game and scoring in double-figures in five of seven games so far. In 2017-18, she started 16 games and averaged 5.0 points. She transferred to Auburn prior to the 2016-17 season after a year at Shawnee CC in Ullin, Ill., where she was the nation's leading junior college scorer with 746 points in 2015-16.

» Redshirt junior Crystal Primm has given Auburn consistent minutes through her first four games on The Plains, averaging 9.6 points and 3.1 rebounds. Primm transferred from Duke following the 2016-17 season.

» The Tigers' incoming freshman class was ranked No. 13 by ESPN HoopGurlz and included two top-50 prospects in Robyn Benton (#17 overall; #6 guard) and Brooke Moore (#42 overall; #11 guard).

BALANCED SCORING RETURNS

» For the first time since 2008, Auburn had six players finish in double-figures in the Tigers' 97-48 win over Grambling on Nov. 6.

» Junior Jannah McKay and freshman Robyn Benton led the way with 16 points, followed by junior Crystal Primm (15), sophomore Unique Thompson (14), and junior Daisa Alexander and senior Emari Jones (13).

» The last time Auburn had at least six players score 10+ points, seven players did it against Sam Houston State on Dec. 5, 2008, when the Tigers set a school record with 119 points. That night, it was KeKe Carrier (19), DeWanna Bonner (18), Alli Smalley (16), Whitney Boddie (13), Reneisha Hobbs (13), Chantel Hilliard (13) and Sherell Hobbs (13).

» Through the first seven games, Auburn has four players averaging double-digit scoring and six players averaging at least 9.1 points/game.

RAINTHREE COUNTY

» Auburn set a school record with 13 made 3-pointers in a 95-79 win over Oklahoma on Dec. 2. The Tigers got four apiece from Emari Jones and Robyn Benton, three from Daisa Alexander and two

SEC STANDINGS & SCHEDULE

	<i>(thru games of Dec. 2)</i>					
	SEC Games			All Games		
	W	L	Pct.	W	L	Pct.
Kentucky	0	0	.000	8	0	1.000
Mississippi St.	0	0	.000	8	0	1.000
Tennessee	0	0	.000	6	0	1.000
AUBURN	0	0	.000	6	1	.857
Missouri	0	0	.000	6	2	.750
LSU	0	0	.000	4	2	.667
Texas A&M	0	0	.000	4	2	.667
Alabama	0	0	.000	5	3	.625
Arkansas	0	0	.000	5	3	.625
Georgia	0	0	.000	5	3	.625
South Carolina	0	0	.000	4	4	.500
Vanderbilt	0	0	.000	3	5	.375
Ole Miss	0	0	.000	3	6	.333
Florida	0	0	.000	1	6	.143

Sunday, Dec. 2

^ Iowa State 91, Arkansas 82
 ^ Auburn 95, Oklahoma 79
 ^ Florida 72, Texas Tech 67
 ^ Mississippi State 67, Texas 49
 ^ Missouri 68, West Virginia 51
 ^ Baylor 94, South Carolina 69
 ^ Tennessee 76, Oklahoma State 63
 ^ Kansas State 72, Vanderbilt 61
 Louisiana Tech 79, Alabama 62
 Georgia 83, Charleston Southern 75
 Jacksonville State 60, Ole Miss 49

Tuesday, Dec. 4

Tennessee Tech at Arkansas
 Furman at Georgia

Wednesday, Dec. 5

South Alabama at Alabama
 Bethune-Cookman at Florida
 Appalachian State at South Carolina
 Stetson at Tennessee

Thursday, Dec. 6

Auburn at St. Joseph's
 Rhode Island at Kentucky
 Marquette at Mississippi State
 UMKC at Missouri
 Texas A&M at Houston
 Vanderbilt at Ball State

Saturday, Dec. 8

Tulane at Alabama
 Arkansas at Abilene Christian
 Savannah State at Ole Miss
 Central Arkansas at Texas A&M

Sunday, Dec. 9

Florida A&M at Florida
 Kentucky at Louisville
 South Carolina at Duke
 Missouri at Saint Louis
 Tennessee at Texas

^ SEC-Big 12 Challenge

Associated Press Top 25

(Week 5: Dec. 3)

Rk	Team	Record	Prev
1	Connecticut (31)	7-0	2
2	Notre Dame	7-1	1
3	Oregon	7-0	3
4	Baylor	7-0	4
5	Louisville	8-0	5
6	Mississippi State	8-0	6
7	Maryland	8-0	7
8	Oregon State	6-1	9
9	Tennessee	6-0	11
10	NC State	8-0	13
11	Stanford	6-1	8
12	Texas	7-1	10
13	California	7-0	15
14	Minnesota	7-0	20
15	Syracuse	7-2	12
16	Iowa	5-2	14
17	Arizona State	5-2	19
18	Marquette	6-1	22
19	Kentucky	8-0	25
20	DePaul	4-3	16
21	Drake	7-1	24
22	South Carolina	4-4	18
23	Missouri	6-2	NR
24	Gonzaga	8-1	NR
25	Miami	7-2	21

Also receiving votes: Texas AGM, Iowa State, South Florida, Florida State, Virginia Tech, West Virginia, Georgia, South Dakota, Southern California, Indiana, Michigan State, Central Michigan, Purdue, Utah, Northwestern, North Carolina, Kansas.

USA TODAY Coaches' Top 25

(Week 5: Dec. 4)

Rk	Team	Record	Prev
1	Connecticut (31)	7-0	2
2	Notre Dame	7-1	1
3	Oregon	7-0	3
4	Louisville	8-0	4
5	Baylor	7-0	5
6	Mississippi State	8-0	6
7	Maryland	8-0	8
8	Oregon State	6-1	9
9	Tennessee	6-0	11
10	NC State	8-0	13
11	Stanford	6-1	7
12	Texas	7-1	10
13	California	7-0	18
14	Syracuse	7-2	12
15	Marquette	6-1	17
16	Iowa	5-2	15
17	DePaul	5-3	14
18	Minnesota	7-0	18
19t	Kentucky	8-0	25
19t	Arizona State	5-2	23
21	Drake	7-1	24
22	Gonzaga	8-1	NR
23	Miami	7-2	20
24	South Carolina	4-4	19
25	Missouri	6-2	NR

Also receiving votes: Iowa State, Southern California, Texas AGM, Florida State, South Florida, West Virginia, Virginia Tech, Kansas, Michigan, South Dakota, UAB, Central Florida, New Mexico, South Alabama, Tulane, Michigan State, Indiana.

from Brooke Moore.

» The previous record for a single game was 12, set on Dec. 5, 2007, in a 99-47 win over Colgate. Since 2000, the Tigers have made at least 10 treys in a game 10 times; the most recent was an 82-75 win at Florida on New Year's Day in 2017 when Auburn hit 11 from long range.

» Auburn is averaging 7.7 made 3-pointers per game this season with 54 makes through seven games. The program record for 3-pointers in a season is 181 (5.7/game), set during the 2016-17 season.

OFFENSIVE EXPLOSION

» With 97 points in the season-opening win over Grambling, Auburn hit the 90-point plateau for the fourth time in the Coach Flo era and the first since scoring 92 on Nov. 17, 2014 - also against Grambling.

» Auburn's 95-point effort against Oklahoma on Dec. 2 gave the Tigers two 90-point games in the same season for the first time since the 2008-09 season, when Auburn topped the 90-point mark six times.

» The Tigers' 95 points against Oklahoma were the most scored by Auburn against a Power-5 conference opponent (SEC, ACC, Big Ten, Big 12, Pac-12) since 1990, when the Tigers beat Vanderbilt 96-93 in 2 OT.

» Under Coach Flo, Auburn is 5-0 when scoring at least 90 points and 26-1 when scoring at least 80 points.

» Auburn's total of 563 points through seven games (80.4 average) are its most since the 2008-09 season, when the Tigers scored 564 in their first six contests (80.6 average).

SEEING DOUBLE

» Auburn players have recorded six double-doubles through seven games with five coming from sophomore Unique Thompson.

» Thompson earned her fifth double-double with 14 points and 17 rebounds in a 95-79 win over Oklahoma on Dec. 2.

» Thompson had 16 points and 13 rebounds for her third straight double-double and fifth of the season vs. Louisiana-Lafayette (11/25). She has now had 3 straight double-doubles in back-to-back seasons.

» With her 19-point, 14-rebound effort at Iowa State, Thompson recorded her 10th career double-double. She had reached the milestone by halftime with 16 points and 10 rebounds in the opening 20 minutes; it was the second time in her career she had a double-double by halftime.

» Thompson's 19-point, 19-rebound double-double at New Mexico was her second of the season and marked a career-high in rebounding for the Auburn sophomore.

» Thompson picked up where she left off in 2017-18 with her eighth career double-double, notching 14 points and 13 rebounds in the season-opener against Grambling. And Jannah McKay earned the second of her career with 16 points and 10 assists.

» The last time two Auburn players had a double-double in the same game was Dec. 13, 2015, at Marquette, when Tra'Cee Tanner (13 pts/12 rebs) and Brandy Montgomery (24 pts/12 rebs) did so.

CRASHING THE BOARDS

» After rebounding had been a struggle for Auburn much of the last two seasons, the Tigers have been a force on the glass so far in 2018-19. The Tigers average 41.0 rebounds/game and had 53 in the opener vs. Grambling, their most in a game in two seasons.

» Unique Thompson is the Tigers' leading rebounder, averaging 13.4 through six games. Her

19-rebound effort at New Mexico was a career-high, surpassing the 16 boards she pulled down in her collegiate debut at Virginia Tech on Nov. 13, 2017. She was one board shy of another rare Auburn milestone - the Tigers have not had a 20-rebound game since 1995. She also added 17 against Oklahoma, giving her the three top rebounding performances for Auburn over the last three seasons.

» Through games of Dec. 3, Thompson is second in the SEC and ranks 6th in the country in rebounds/game (13.4) and 5th nationally in defensive rebounds/game (10.0).

» Emari Jones had the first double-digit rebounding game of her career with 10 against Louisiana-Lafayette on Nov. 25. She was 2 points shy of her first career double-double.

TURNING UP THE PRESSURE

» The Tigers are 2-0 this season and 46-8 under Coach Flo when forcing at least 25 turnovers.

» Auburn has forced at least 20 turnovers in five of seven games so far in 2018-19.

» Auburn forced a season-high of 26 turnovers against Louisiana-Lafayette on Nov. 25, turning those into 27 points.

» Auburn ranked No. 2 in the nation in steals (13.2/game) and No. 3 in turnovers forced (22.9) for the 2017-18 season.

» Last year, the Tigers forced at least 20 turnovers in 23 of 29 games last year, including 10 games with at least 25 opponent turnovers. Auburn was 8-2 last year and has won 26 of its last 29 when forcing at least 25 turnovers.

» Auburn's season high of turnovers forced last year was 35 against ULM, which tied for the second-most by Auburn under Coach Flo and the eighth-most in program history.

CROSS-COUNTRY TREK

» From Nov. 10-14 as part of the Preseason WNIT that featured road games at New Mexico and Iowa State, the Tigers traveled 3,741 miles and visited six states in five days:

--Auburn to Atlanta Airport: 100 miles

--Atlanta to Albuquerque: 1,271 miles

--Albuquerque to Phoenix: 330 miles

--Phoenix to Des Moines: 1,155 miles

--Des Moines to Ames (and back): 80 miles

--Des Moines to St. Louis: 237 miles

--St. Louis to Atlanta: 468 miles

--Atlanta to Auburn: 100 miles

» Auburn has also made treks to New Orleans and Philadelphia in the non-conference season, and has a 6-day trip to Myrtle Beach, S.C., and Elon, N.C. remaining.

AUBURN HONOR ROLL

» **Jannah McKay**

--Preseason All-SEC Second Team

--WNIT All-Tournament Team

» **Unique Thompson**

--Preseason All-SEC Second Team

ON THIS DATE

» Auburn is 4-2 all-time on Dec. 6. The Tigers' last game on this date came in 2013, when Auburn defeated St. John's 69-55 at home in the SEC/Big East Challenge.

IN DECEMBER

» Auburn is 233-55 all-time in the month of December (records begin in 1978-79 season, not all

dates provided prior to or during that year).

» Under Coach Flo, the Tigers are 33-9 in December.

NEW FACES

» Auburn welcomes four newcomers to the roster for 2018-19, all freshmen. Joining the Tigers this season are Robyn Benton (G, 5-9, Conyers, Ga.); Brooke Moore (G, 5-7, McDonough, Ga.); Erin Howard (G/F, 6-1, Madison, Wis.); and Natalie Kelly (F, 6-3, Albany, La.).

» The Tigers' 2018-19 freshman class was rated the No. 13 signing class in the country by ESPN HoopGurlz.

» Redshirt junior G Crystal Primm (West Palm Beach, Fla.) is eligible this season after sitting out last year under NCAA transfer rules. She transferred to Auburn from Duke in the summer of 2017 and has two years of eligibility.

» Redshirt freshman Kiyae' White (Macungie, Pa.) will be in action this season after sitting out last year while rehabbing an injury.

WELCOME TO THE FAMILY

» Auburn signed five players to NLI's during the early signing period in November.

» The Tigers will welcome **Lauren Hansen** (5-8, G, Setauket, N.Y.); **Annie Hughes** (5-9, G, Pisgah, Ala.); **Maliya Perry** (6-0, G/F, Pickerington, Ohio); **Morgan Robinson-Nwagwu** (5-8, G, Norcross, Ga.); and **Sania Wells** (5-7, G, Hurley, Miss.) to The Plains beginning in the fall of 2019.

TIGERS IN THE PROS

» DeWanna Bonner completed her ninth season in the WNBA in 2018, all with the Phoenix Mercury, after taking the 2017 season off for the birth of her twins. Bonner had one of her best pro seasons, averaging 17.3 points, 7.2 rebounds and 3.2 assists while starting all 34 games. She was a beast in the 2018 playoffs, averaging 24.0 points and 11.1 rebounds in seven postseason games. Bonner was named the Associated Press' WNBA Comeback Player of the Year.

» Brandy Montgomery is playing in Europe for her second season, currently on the roster of Luxembourg side Etzella Ettelbruck. Last year, she played for Visby in Sweden, averaging 16.3 points, 5.1 rebounds and 1.8 assists while helping her team to the league semifinals.

NCAA RPI Report (AU & Opponents)			
(as of 12/4/18)			
Rk	Team	Record	AU Result
5	Iowa State	6-1	L 64-67
10	Tennessee	6-0	--
20	Kentucky	8-0	--
28	AUBURN	6-1	--
30	LSU	4-2	--
34	North Carolina	5-4	--
38	Mississippi State	8-0	--
51	New Mexico	5-1	W 79-76
65	Missouri	6-2	--
99	Arkansas	5-3	--
102	Alabama	5-3	--
109	South Carolina	4-3	--
119	Texas A&M	4-2	--
163	Florida	1-6	--
175	Oklahoma	2-5	W 95-79
184	Vanderbilt	3-5	--
189	Elon	3-4	--
193	Georgia	5-3	--
195	Nicholls State	4-4	W 80-59
202	Ole Miss	3-6	--
216	Coastal Carolina	5-1	--
220	Samford	3-5	--
266	Alabama State	1-5	--
287	Grambling	1-4	W 97-48
315	Louisiana-Lafayette	2-5	W 71-59
320	St. Joseph's	3-5	--

Auburn in the SEC & NCAA Stats			
(Thru games of 12/3/18)			
Category	Value	SEC	NCAA
Scoring Offense	80.4	4th	32nd
Scoring Defense	63.7	10th	166th
Scoring Margin	+16.7	4th	47th
Field Goal Pct.	.456	3rd	37th
Field Goal Pct. Def.	.369	6th	97th
3-pt FG Pct.	.351	5th	71st
3-pt FG Pct. Def.	.329	11th	253rd
Free Throw Pct.	.697	2nd	131st
Rebounds	41.0	T-5th	89th
Rebound Margin	+6.1	5th	68th
Off. Rebounds	14.1	6th	--
Def. Rebounds	26.9	7th	--
Assists	17.1	2nd	35th
Assist/Turnover	1.0	5th	63rd
Turnover Margin	+4.6	6th	52nd
Turnovers Forced	21.0	4th	47th
Blocks	3.9	9th	98th
Steals	12.3	3rd	28th
INDIVIDUALS (All Games)			
Scoring			
Unique Thompson	14.7	14th	228th
Janiah McKay	13.0	23rd	--
Emari Jones	12.6	28th	--
Daisa Alexander	12.3	29th	--
Rebounding			
Unique Thompson	13.4	2nd	6th
Emari Jones	6.0	T-20th	--
Field Goal Pct.			
Unique Thompson	.574	4th	40th
Assists			
Janiah McKay	5.7	2nd	39th
Daisa Alexander	3.3	13th	--
Free Throw Pct.			
Janiah McKay	.783	8th	184th
Steals			
Janiah McKay	2.3	T-4th	121st
Unique Thompson	2.1	T-8th	T-158th
Daisa Alexander	2.1	T-8th	T-158th
3-Point FG Pct.			
Emari Jones	.367	9th	158th
3-Point FG Made			
Emari Jones	2.6	6th	96th
Robyn Benton	1.7	13th	--
Blocked Shots			
Unique Thompson	1.3	15th	155th
Assist/Turnover			
Janiah McKay	2.1	13th	88th
Offensive Rebounds			
Unique Thompson	3.9	3rd	--
Emari Jones	2.3	T-15th	--
Defensive Rebounds			
Unique Thompson	9.6	1st	5th

Auburn Career Record Updates

Auburn Career Scoring

No.	Player	Years	Points
1.	DeWanna Bonner	2005-09	2,162
2.	Becky Jackson	1980-84	2,068
3.	Vickie Orr	1985-89	2,035
4.	Marianne Merritt	1975-79	1,979
5.	Carolyn Jones	1988-91	1,831
6.	Natasha Brackett	2001-05	1,716
7.	Brandy Montgomery	2013-17	1,644
8.	Mae Ola Bolton	1984-88	1,616
9.	Alli Smalley	2007-11	1,601
10.	Angie Hannah	1978-82	1,583
11.	Tyrese Tanner	2010-14	1,515
12.	Le'Co'e Willingham	1999-03	1,475
13.	Lori Monroe	1979-83	1,415
14.	Tasha Hamilton	1997-01	1,402
15.	Sherell Hobbs	2005-09	1,372
16.	Linda Godby	1986-90	1,365
17.	Tra'Ce'e Tanner	2012-16	1,327
18.	Debra Larkin	1981-85	1,310
19.	C.C. Hayden	1989-92	1,306
20.	Janiah McKay	2015-present	1,290
21.	Katie Frerking	2013-17	1,271
22.	Conswella Sparrow	1997-00	1,249
23.	Blanche Alverson	2009-13	1,244
24.	Brenda Hill	1981-85	1,222
25.	Monique Morehouse	1992-96	1,191
26.	Lauretta Freeman	1989-93	1,188
27.	Hasina Muhammad	2001-15	1,184
	Sharon Stewart	1984-88	1,184
29.	Ruthie Bolton	1985-89	1,176
30.	Tiffany Krantz	1996-00	1,136

Auburn Career Steals

No.	Player	Years	Steals
1.	Mae Ola Bolton	1985-88	282
2.	Kristen Mulligan	1993-96	253
3.	Ruthie Bolton	1986-89	246
4.	Debra Larkin	1982-85	242
5.	Helene Baroody	1984-87	240
6.	Katie Frerking	2013-17	234
7.	Sherell Hobbs	2005-09	231
8.	Hasina Muhammad	2011-15	223
9.	DeWanna Bonner	2005-09	208
10.	Natasha Brackett	2001-05	202
--	Janiah McKay	2015-present	170

Auburn Career Free Throws

No.	Player	Years	FTs
1.	DeWanna Bonner	2005-09	600
2.	Carolyn Jones	1988-91	438
3.	Tyrese Tanner	2010-14	376
4.	Conswella Sparrow	1997-00	346
	Le'Co'e Willingham	1999-04	346
6.	Becky Jackson	1980-84	340
7.	Janiah McKay	2015-present	327
	Vickie Orr	1985-89	307
9.	Marianne Merritt	1975-79	305
10.	Tasha Hamilton	1997-01	296

Auburn Career Double-Doubles

No.	Player	Years	D-Ds
1.	DeWanna Bonner	2005-09	40
2.	Lauretta Freeman	1989-93	38
3.	C.C. Hayden	1989-92	30
4.	Le'Co'e Willingham	1999-04	29
5.	Vickie Orr	1985-89	27
6.	Monique Morehouse	1992-96	24
7.	Becky Jackson	1980-84	19
8.	Conswella Sparrow	1997-00	15
9.	Tra'Ce'e Tanner	2012-16	14
10.	Tasha Hamilton	1997-01	13
	Sharon Stewart	1984-88	13
12.	Unique Thompson	2017-present	12
	Danielle Coleman	1992-94	12
	Marita Payne	2002-06	12
15.	Whitney Boddie	2005-09	11
	KeKe Carrier	2005-10	11
17.	Tia Miller	2001-04	8
	Tara Williams	1995-97	8
19.	Katie Frerking	2013-17	7
	Linda Godby	1986-90	7
	Laticia Morris	1995-97	7
	Mandisa Stevenson	2002-04	7
	Tyrese Tanner	2010-14	7
24.	Justine Agbatan	1995-98	6
	Brenda Hill	1982-83	6
	Kendall Mago	1988-92	6
	Samantha Williams	1991-96	6
28.	Ruthie Bolton	1985-89	5
	Jordan Greenleaf	2006-11	5

Auburn Career Assists

No.	Player	Years	Assists
1.	Whitney Boddie	2005-09	603
2.	Renae Halbrooks	1978-82	593
3.	Helene Baroody	1983-87	587
4.	Kristen Mulligan	1992-96	551
5.	Ruthie Bolton	1985-89	526
6.	Martha Monk	1979-81	525
7.	Chantel Tremiere	1987-91	490
8.	Tiffany Krantz	1996-2000	414
9.	Debra Larkin	1981-85	386
10.	Janiah McKay	2015-present	354
11.	Samantha Williams	1991-96	323
12.	Nicole Loudon	2001-05	311
13.	Katie Frerking	2013-17	307
14.	Alli Smalley	2007-11	303
15.	Morgan Toles	2009-11	267
16.	Najat Ouardad	2011-13	259
17.	Cindy Sagrera	1981-84	254
18.	Mae Ola Bolton	1984-88	252
19.	Nitasha Brown	2002-06	236
20.	DeWanna Bonner	2005-09	226
21.	Tasha Hamilton	1997-2001	219
22.	Angie Hannah	1978-82	214
23.	Lynn Stevenson	1987-91	212
24.	LaRita Spencer	1999-2001	209
25.	Terryland Robinson	1989-93	207
	Diann McNeil	1984-88	202
27.	Justine Agbatan	1995-98	201
28.	Nancy Derrick	2000-04	200
	Sherell Hobbs	2005-09	200
30.	Tamela McCorvey	2006-08	189

Auburn Career Free-Throw Pct. (min 150 att.)

No.	Player	Years	Pct. (FT-FTA)
1.	Carolyn Jones	1988-91	.810 (438-541)
2.	Kristen Mulligan	1992-96	.796 (191-240)
3.	DeWanna Bonner	2005-09	.795 (600-777)
4.	Laticia Morris	1995-97	.787 (233-296)
5.	Whitney Boddie	2005-09	.777 (219-282)
6.	Linda Godby	1986-90	.774 (185-239)
7.	Brenda Hill	1982-83	.768 (208-271)
8.	Helene Baroody	1983-87	.767 (155-202)
9.	Janiah McKay	2015-present	.762 (327-429)
10.	Patrena Scruggs	1987-89	.749 (128-171)

TIGERS' RECORD WHEN...

	2018-19	Under Coach Flo
At Home.....	4-0	65-29
On the Road	2-1	27-50
At a Neutral Site	0-0	16-13
When wearing white	4-0	65-23
When wearing orange	1-0	6-10
When wearing blue	1-1	33-55
When wearing pink	0-0	4-4
Leading at the half	6-1	86-19
Trailing at the half	0-0	22-68
Tied at the half	0-0	0-5
Scores 100+ points.....	0-0	0-0
Scores 90-99 points	2-0	5-0
Scores 80-89 points	1-0	21-1
Scores 70-79 points	3-0	32-6
Scores 60-69 points	0-1	34-19
Scores fewer than 60 points	0-0	14-66
Holds opponent to 41-50 points.....	1-0	27-3
Holds opponent to 31-40 points.....	0-0	6-0
Holds opponent to under 30 points	0-0	2-0
Force 25 or more turnovers.....	2-0	46-8
Shoots 50% FG or better	1-0	28-2
Shoots 40-49% FG	5-1	57-22
Shoots 39.9% or under FG.....	0-0	22-69
Holds opponent under 30% FG	1-0	23-2
Shoots higher FG% than opponent	6-1	90-21
Shoots lower FG% than opponent.....	0-0	18-66
Shoots same FG% as opponent.....	0-0	0-3
Shoots higher FT% than opponent.....	3-1	45-34
Shoots lower FT% than opponent.....	3-0	62-58
Shoots same FT% as opponent	0-0	0-1
Out-rebounds opponent	5-0	68-25
Out-rebounded by opponent.....	0-1	35-66
Tied in rebounds	1-0	4-2
Versus ranked opponent	0-0	4-41
In overtime	0-0	3-4
Games decided by 3 points or less	1-1	8-14
Games decided by 4-5 points	0-0	10-13
Games decided by 6-10 points	0-0	25-24
Games decided by 11-20 points	3-0	32-26
Games decided by 21-30 points.....	1-0	22-9
Games decided by 30+ points.....	1-0	11-6
On Television/Digital.....	5-0	53-61
In November.....	5-1	31-13
In December	1-0	33-8
In January	0-0	13-34
In February.....	0-0	19-26
In March	0-0	11-11

2018-19 Auburn Superlatives...

First Half

Most points scored in the first quarter.....	26, vs. Grambling (11/6/18)
Most points scored in the second quarter.....	27, vs. Oklahoma (12/2/18)
Most points scored in the first half	44, vs. Grambling (11/6/18) & vs. Oklahoma (12/2/18)
Fewest points scored in the first half.....	34, vs. Louisiana-Lafayette (11/25/18)
Fewest points allowed in the first half.....	20, vs. Grambling (11/6/18)
Most points allowed in the first half	33, at New Mexico (11/11/18)
Best FG % in the first half518, at Iowa State (11/13/18)
Worst FG % in the first half303, at New Mexico (11/11/18)
Best FG % by an opponent in the first half.....	.458, at XULA (11/28/18)
Worst FG % by an opponent in the first half242, vs. Grambling (11/6/18)
Most rebounds in the first half	29, at New Mexico (11/11/18)
Fewest rebounds in the first half.....	16, at XULA (11/28/18)
Most rebounds by an opponent in the first half.....	23, vs. Oklahoma (12/2/18)
Fewest rebounds by an opponent in the first half	10, vs. Nicholls State (11/9/18)

Second Half

Most points scored in the third quarter.....	27, vs. Nicholls State (11/9/18)
Most points scored in the fourth quarter.....	32, vs. Oklahoma (12/2/18)
Most points scored in an overtime period	
Most points scored in the second half	53, vs. Grambling (11/6/18)
Fewest points scored in the second half	26, at Iowa State (11/13/18)
Fewest points allowed in the second half.....	28, vs. Grambling (11/6/18) & at XULA (11/28/18)
Most points allowed in the second half	49, vs. Oklahoma (12/2/18)
Best FG % in the second half564, vs. Grambling (11/6/18)
Worst FG % in the second half310, at Iowa State (11/13/18)
Best FG % by an opponent in the second half552, vs. Oklahoma (12/2/18)
Worst FG % by an opponent in the second half280, vs. Grambling (11/6/18)
Most rebounds in the second half	25, vs. Grambling (11/6/18)
Fewest rebounds in the second half.....	16, at New Mexico (11/11/18) & vs. Oklahoma (12/2/18)
Most rebounds by an opponent in the second half.....	23, at Iowa State (11/13/18)
Fewest rebounds by an opponent in the second half	12, vs. Grambling (11/6/18)

Game

Most points scored	97, vs. Grambling (11/6/18)
Fewest points scored.....	64, at Iowa State (11/13/18)
Most points allowed	79, vs. Oklahoma (12/2/18)
Fewest points allowed.....	48, vs. Grambling (11/6/18)
Best FG %.....	.535, vs. Grambling (11/6/18)
Worst FG %411, at Iowa State (11/13/18)
Best FG % by an opponent.....	.459, vs. Oklahoma (12/2/18)
Worst FG % by an opponent259, vs. Grambling (11/6/18)
Most rebounds.....	53, vs. Grambling (11/6/18)
Fewest rebounds	34, at XULA (11/28/18)
Most rebounds by an opponent.....	42, at Iowa State (11/13/18)
Fewest rebounds by an opponent	26, vs. Grambling (11/6/18)

Miscellaneous

Highest-scoring quarter.....	32, 4Q vs. Oklahoma (12/2/18)
Lowest-scoring quarter	7, 3Q at Iowa State (11/13/18)
Highest-scoring opponent quarter	26, 4Q vs. Oklahoma (12/2/18)
Lowest-scoring opponent quarter.....	5, 2Q vs. Grambling (11/6/18)
Largest margin in a single quarter	+21 (27-6), 2Q vs. Oklahoma (12/2/18)
Largest margin of victory.....	49, vs. Grambling (11/6/18)
Smallest margin of victory	3, at New Mexico (11/11/18)
Largest margin of defeat.....	
Smallest margin of defeat	3, at Iowa State (11/13/18)
Largest halftime lead	24, vs. Grambling (11/6/18)
Smallest halftime lead	3, at New Mexico (11/11/18)
Times tied at halftime.....	
Largest halftime deficit	
Smallest halftime deficit	
Largest rebounding margin	+27, vs. Grambling (11/6/18)
Smallest rebounding margin.....	+1, vs. Louisiana-Lafayette (11/25/18) & at XULA (11/28/18)
Last time tied in rebounding.....	36-36, vs. Oklahoma (12/2/18)
Largest rebounding deficit	-6, at Iowa State (11/13/18)
Smallest rebounding deficit.....	
Largest deficit overcome to win game	8, vs. Oklahoma (12/2/18)
Largest lead lost.....	15, at Iowa State (11/13/18)

MISCELLANEOUS STATISTICS

Double-Doubles	Season	Career
Unique Thompson	5	12
Janiah McKay	1	2

30+ Point Games

Season	Career
20+ Point Games	Season Career
Daisa Alexander	1 7
Janiah McKay	0 17
Unique Thompson	0 3

10+ Rebound Games

Season	Career
10+ Assist Games	Season Career
Janiah McKay	1 2

Season	Career
5+ Steal Games	Season Career
Crystal Primm	1 1
Janiah McKay	0 5
Daisa Alexander	0 2
Erica Sanders	0 1

5+ Block Games

Season	Career
Unique Thompson	0 1

GAMES LED AUBURN IN...

Scoring	Season	Career
Unique Thompson	4	9
Janiah McKay	2	30
Daisa Alexander	2	9
Robyn Benton	1	1
Emari Jones	1	1

Rebounding	Season	Career
Unique Thompson	7	26
Emari Jones	0	3
Daisa Alexander	0	2
Abigayle Jackson	0	2
Janiah McKay	0	2
Erica Sanders	0	2

Assists	Season	Career
Janiah McKay	5	57
Daisa Alexander	2	3
Emari Jones	1	2
Erica Sanders	0	5
Unique Thompson	0	2

(includes games where lead was shared)

2018-19 DOUBLE-DOUBLES

- Unique Thompson vs. Grambling (14 pts, 13 reb)
- Janiah McKay vs. Grambling (16 pts, 10 ast)
- Unique Thompson at New Mexico (19 pts, 19 reb)
- Unique Thompson at Iowa State (19 pts, 14 reb)
- Unique Thompson vs. UL-Lafayette (16 pts, 13 reb)
- Unique Thompson vs. Oklahoma (14 pts, 17 reb)

Last Time an Auburn Team...

Scored 90 points	Auburn 95, Oklahoma 79, in Auburn, Ala. (Dec. 2, 2018)
Scored 100 points	Auburn 119, Sam Houston State 54, in Auburn, Ala. (Dec. 5, 2008)
Scored 100 points in an SEC game	Auburn 102, Tennessee 96, SEC Tournament in Albany, Ga. (Mar. 6, 1987)
Scored 100 at home	Auburn 119, Sam Houston State 54, in Auburn, Ala. (Dec. 5, 2008)
Scored 80 points and lost	Virginia Tech 92, Auburn 87 [OT] in Auburn, Ala. (Dec. 18, 2016)
Scored 90 points and lost	Kentucky 91, Auburn 90 [2OT], in Auburn, Ala. (Feb. 2, 1986)
Scored 100 points and lost	Never
Scored 110+ points	Auburn 119, Sam Houston State 54, in Auburn, Ala. (Dec. 5, 2008)
Scored 50-59 points in a half	51 - 2nd half vs. Oklahoma in Auburn, Ala. (Dec. 2, 2018)
Scored 60 or more points in a half	62 (2nd half) - vs. Drake in New Orleans, La. (Dec. 21, 2016)
Scored 30 or more points in a quarter	32 (4th quarter) - vs. Oklahoma in Auburn, Ala. (Dec. 2, 2018)
Scored 50 points or less in a game	48 - at Kentucky in Lexington, Ky. (Feb. 1, 2018)
Scored 50 points or less and won	Auburn 47, Missouri 45 [SEC] in Jacksonville, Fla. (March 3, 2016)
Scored 40 points or less in a game	Georgia 63, Auburn 30, in Athens, Ga. (Jan. 28, 2016)
Scored less than 10 points in a quarter	7 points (3rd quarter) vs. Iowa State in Ames, Iowa (Nov. 13, 2018)
Scored less than 20 points in a 1st half	16 points vs. Missouri in Auburn, Ala. (Feb. 15, 2018)
Scored less than 20 points in a 2nd half	18 points vs. Missouri [SEC] in Jacksonville, Fla. (March 3, 2016)
Had 35+ rebound margin	36 - (52-16) vs. Alabama A&M in Normal, Ala. (Nov. 19, 2013)
Had 25+ rebound margin	33 - (53-26) vs. Grambling State in Auburn, Ala. (Nov. 6, 2018)
Had 20+ rebound margin	33 - (53-26) vs. Grambling State in Auburn, Ala. (Nov. 6, 2018)
Attempted 30 free throws	33 - vs. Southeastern Louisiana in Auburn, Ala. (Dec. 19, 2017)
Attempted 35 free throws	35 - vs. Florida A&M in Auburn, Ala. (Nov. 28, 2009)
Attempted 40 free throws	41 - vs. Alabama State in Auburn, Ala. (Nov. 15, 2006)
Attempted 5 free throws or less	5 - vs. Tennessee [SEC] in Nashville, Tenn. (March 1, 2018)
Did not attempt a free throw	Never
Made 20 free throws	20 - vs. Alabama in Auburn, Ala. (Jan. 28, 2018)
Made 25 free throws	29 - vs. South Carolina (29-38) in Auburn, Ala. (Feb. 17, 2008)
Made 30 free throws	31 - vs. Northwestern State (31-43) (Dec. 30, 2003)
Had 25 assists	25 - vs. Ole Miss in Auburn, Ala. (Jan. 8, 2017)
Had 25 turnovers	25 - at Kentucky in Lexington, Ky. (Feb. 1, 2018)
Had 10 turnovers or less	8 - vs. Vanderbilt in Auburn, Ala. (Feb. 12, 2018)
Had 25+ steals	Never
Had 20-24 steals	21 - vs. ULM in Auburn, Ala. (Nov. 29, 2017)
Had 15-19 steals	15 - vs. Louisiana-Lafayette in Auburn, Ala. (Nov. 25, 2018)
Had 10-14 blocks	10 - vs. Louisiana Tech in Auburn, Ala. (Nov. 19, 2017)
Had 15+ blocks	15 - at Florida International in Miami, Fla. (Dec. 29, 2014)
Won an overtime game	Auburn 71, Arkansas 60 [1OT] in Auburn, Ala. (Jan. 24, 2016)
Lost an overtime game	Alabama 63, Auburn 61 [1OT] in Auburn, Ala. (Feb. 20, 2017)
Played a double overtime game	Auburn 70, Alabama 65 [2OT] in Auburn, Ala. (Feb. 27, 2014)
Played three or more overtimes	Never
Shot 70% for a half	70.6% (24-of-34) vs. Florida A&M in Auburn, Ala. (Dec. 15, 2013)
Shot 60% for a game	61.8% (34-for-55) vs. Alabama (Jan. 22, 2009)
Shot less than 30% for a game	27.6% (21-of-76) vs. Missouri in Auburn, Ala. (Feb. 15, 2018)
Shot 90-99.9% from the free throw line (minimum 10 attempts)	92.3% (12-of-13) vs. Nicholls State in Auburn, Ala. (Nov. 9, 2018)
Shot 100% from the free throw line (minimum 10 attempts)	100% (16-of-16) vs. Texas A&M in Auburn, Ala. (Jan. 7, 2018)
Shot 50% on 3-pointers (minimum 5 attempts)	55.6% (5-of-9) vs. Alabama in Auburn, Ala. (Jan. 28, 2018)
Shot 20-30% in a half	20.0% (6-of-30), 2nd half vs. Vanderbilt in Auburn, Ala. (Feb. 12, 2018)
Shot less than 20% in a half	18.4% (7-of-38), 1st half vs. Missouri in Auburn, Ala. (Feb. 15, 2018)
Shot 55% or better and lost	58.1%, (25-of-43) vs. Tennessee (Jan. 20, 2005)
Made at least 10 3-point field goals	13-of-29 vs. Oklahoma in Auburn, Ala. (Dec. 2, 2018)
Failed to make a 3-point field goal	0-of-5 vs. Southern in Auburn, Ala. (Dec. 9, 2017)
Had 60+ rebounds	61 - vs. Stephen F. Austin in Auburn, Ala. (Dec. 17, 2007)
Had 50-59 rebounds	53 - vs. Grambling State in Auburn, Ala. (Nov. 6, 2018)
Defeated a Top-25 opponent	Auburn 80, #16 Florida 58, in Auburn, Ala. (Feb. 14, 2016)
Defeated a Top-10 opponent	Auburn 66, #7 Kentucky 61, in Auburn, Ala. (Jan. 3, 2016)
Defeated a Top-25 opponent on the road	Auburn 68, #16 Vanderbilt 62, in Nashville, Tenn. (Feb. 13, 2014)

Last Time an Auburn Player...

Scored 25 points	25 - Janiah McKay at Mississippi State in Starkville, Miss. (Feb. 22, 2018)
Scored 30 points	32 - Katie Frerking at Texas A&M in College Station, Texas (Feb. 5, 2017)
Scored 35 points	35 - DeWanna Bonner vs. Tennessee (Jan. 25, 2009)
Scored 40 points	41 - Conswella Sparrow vs. South Alabama (Feb. 17, 1998)
Had 10+ rebounds	17 - Unique Thompson vs. Oklahoma in Auburn, Ala. (Dec. 2, 2018)
Had 15+ rebounds	17 - Unique Thompson vs. Oklahoma in Auburn, Ala. (Dec. 2, 2018)
Had 20 rebounds	20 - Monique Morehouse at LSU (Feb. 4, 1995)
Had 10 assists	10 - Janiah McKay vs. Grambling State (Nov. 6, 2018)
Had 15 assists	18 - Martha Monk vs. Alabama State (Feb. 18, 1981)
Had 5 blocks	6 - Unique Thompson vs. Louisiana Tech in Auburn, Ala. (Nov. 19, 2017)
Had 7 blocks	7 - Jassany Williams vs. Duke (Nov. 18, 2011)
Had 10 blocks	13 - Marita Payne vs. Arkansas (Feb. 3, 2005)
Had 5 steals	5 - Crystal Primm vs. Nicholls State in Auburn, Ala. (Nov. 9, 2018)
Had 8 steals	8 - Brandy Montgomery vs. East Carolina in Auburn, Ala. (Dec. 5, 2015)
Had 10 steals	10 - Kristen Mulligan vs. Northeast Illinois in Auburn, Ala. (Dec. 18, 1992)
Made 10 field goals	10 - Janiah McKay (10-20) vs. Tennessee [SEC] in Nashville, Tenn. (March 1, 2018)
Made 15 field goals	15 - Conswella Sparrow (15-16) vs. South Alabama (Feb. 17, 1998)
Attempted 20 field goals	20 - Janiah McKay (10-20) vs. Tennessee [SEC] in Nashville, Tenn. (March 1, 2018)
Attempted 25 field goals	28 - Brandy Montgomery (8-28) at Marquette in Milwaukee, Wis. (Dec. 13, 2015)
Made 5 three-point field goals	5 - Brandy Montgomery vs. Ole Miss in Auburn, Ala. (Jan. 8, 2017)
Made 8 three-point field goals	8 - Tiffany Krantz vs. Troy State in Auburn, Ala. (Nov. 21, 1997)
Attempted 10 three-point field goals	10 - Brandy Montgomery vs. Virginia Tech in Auburn, Ala. (Dec. 18, 2016)
Attempted 15 three-point field goals	16 - Brandy Montgomery at Marquette in Milwaukee, Wis. (Dec. 13, 2015)
Made 10 free throws	11 - Janiah McKay (11-12) vs. LSU in Auburn, Ala. (Feb. 8, 2018)
Made 15 free throws	Never
Shot 100% at the free throw line (min. 10 attempts)	11-11 - Janiah McKay vs. Texas A&M in Auburn, Ala. (Jan. 7, 2018)

SEC PRESEASON POLL (Media Vote)**Order of Finish**

- Mississippi State
- South Carolina
- Tennessee
- Georgia
- Missouri
- Texas A&M
- Kentucky
- Auburn
- LSU
- Alabama
- Arkansas
- Florida
- Vanderbilt
- Ole Miss

Player of the Year

Teaira McCowan, Mississippi State

All-SEC Team

Caliya Robinson, Georgia
Anriel Howard, Mississippi State
Teaira McCowan, Mississippi State
Sophie Cunningham, Missouri
Alexis Jennings, South Carolina
Rennia Davis, Tennessee
Chennedy Carter, Texas A&M

SEC PRESEASON POLL (Coaches' Vote)**Order of Finish**

- Mississippi State
- South Carolina
- Georgia
- Tennessee
- Missouri
- Texas A&M
- Kentucky
- Auburn
- LSU
- Alabama
- Arkansas
- Florida
- Vanderbilt
- Ole Miss

Player of the Year

Teaira McCowan, Mississippi State

All-SEC First Team

Caliya Robinson, Georgia
Maci Morris, Kentucky
Anriel Howard, Mississippi State
Teaira McCowan, Mississippi State
Sophie Cunningham, Missouri
Tyasha Harris, South Carolina
Rennia Davis, Tennessee
Chennedy Carter, Texas A&M

All-SEC Second Team

Malica Monk, Arkansas
Janiah McKay, Auburn
Unique Thompson, Auburn
Taylor Murray, Kentucky
Ayana Mitchell, LSU
Shandricka Sessom, Ole Miss
Amber Smith, Missouri
Alexis Jennings, South Carolina
Evina Westbrook, Tennessee

Had a double-double..... Unique Thompson (14 p/17 r) vs. Oklahoma in Auburn, Ala. (Dec. 2, 2018)
Had 2 consecutive double-doubles..... Unique Thompson: 19/14 at Iowa State; 16/13 vs. ULL (Nov. 13-25, 2018)
Had 3 consecutive double-doubles..... Unique Thompson: 19/19 at UNM; 19/14 at Iowa St., 16/13 vs. ULL (Nov. 11-25, 2018)
Had 4 consecutive double-doubles..... DeWanna Bonner: vs. SC, at OM, at UGA, vs. Vandy (Feb. 17-28, 2008)
Had 5 consecutive double-doubles..... Le'Coe Willingham: vs. ALA, at ARK, vs. MSU, at UT, at UK (Jan. 22-Feb. 5, 2004)
Had a double-double at halftime..... Unique Thompson (10 pts/10 rebs) vs. Louisiana Tech in Auburn, Ala. (Nov. 19, 2017)
Two players had a double-double..... Unique Thompson (14 p/13 r) & Janiah McKay (16 p/10 a) vs. Grambling State (Nov. 6, 2018)
Recorded a double-double with points and assists..... Janiah McKay (16 pts/10 assists) vs. Grambling State (Nov. 6, 2018)
Scored 20 points & had 20 rebounds..... Lauretta Freeman (30 pts/21 rebs.) vs. Alabama. (Feb. 17, 1993)
Had a triple-double..... Whitney Boddie (24 pts./11 rebs./12 ast.) vs. Sam Houston State (Dec. 5, 2008)
Two players scored 20 points..... Janiah McKay (23) and Unique Thompson (20) vs. LSU in Auburn, Ala. (Feb. 8, 2018)
Two players scored 30 points..... Laticia Morris (33 points) & Tara Williams (30 points) vs. South Alabama (Jan. 14, 1997)
Had 2 straight 25-point games..... Janiah McKay: 27 at South Carolina, 26 vs. Arkansas (Jan. 11-14, 2018)
Had 3 straight 25-point games..... Janiah McKay: 25 pts vs. Texas A&M, 27 pts at South Carolina, 26 pts vs. Arkansas (Jan. 7-14, 2018)
Zero players scored in double figures..... at Georgia in Athens, Ga. (Jan. 28, 2016)
Only one player scored in double figures..... Daisa Alexander (22) at Georgia in Athens, Ga. (Jan. 21, 2018)
Five players scored in double figures..... Alexander (19), Jones (16), Thompson/Primm/Benton (14) vs. Oklahoma (Dec. 2, 2018)
Six players scored in double figures..... McKay/Benton (16), Primm (15), Thompson (14), Alexander/Jones (13) vs. Grambling (Nov. 6, 2018)
Seven players scored in double figures..... Carrier (19 pts.), Bonner (18 pts.), Smalley (16 pts.), Boddie (13 pts.)
..... R. Hobbs (13 pts.), Hilliard (13 pts.) & S. Hobbs (10 pts.) vs. Sam Houston State (Dec. 5, 2008)
Two players had 10 rebounds..... Unique Thompson (13) and Emari Jones (10) vs. Louisiana-Lafayette in Auburn, Ala. (Nov. 25, 2018)
Three players had 10 rebounds..... Jordan Greenleaf (12 rebs.), DeWanna Bonner (12 rebs.) & Whitney Boddie (10 rebs.)
..... vs. Oakland (Nov. 21, 2007)
Played every minute..... Jordan Greenleaf (40 mins.) vs. Florida in Duluth, Ga. [SEC] (Mar. 4, 2010)
Played 40 or more minutes in OT game..... Katie Frerking (40 mins.) vs. Alabama in Auburn, Ala. (Feb. 20, 2017)
Attempted a slam dunk..... Hasina Muhammad vs. St. John's in Auburn, Ala. (Dec. 6, 2013)
Made a shot from half-court or beyond..... Janiah McKay (2nd quarter) vs. Tennessee [SEC] in Nashville, Tenn. (March 1, 2018)

Last Time an Auburn Opponent...

Shot less than 30% in a game (SEC)..... Florida - 25.5% (13-of-51) in Gainesville, Fla. (Feb. 28, 2016)
Shot less than 30% in a game (Non-conf)..... Grambling State - 25.9% (15-of-58) in Auburn, Ala. (Nov. 6, 2018)
Shot 60% in a game..... Vanderbilt - 60.4% in Nashville, Tenn. [SEC] (Mar. 5, 2004)
Scored 90 points..... Virginia Tech 92, Auburn 87 [OT] in Auburn, Ala. (Dec. 18, 2016)
Scored 100 points..... Georgia 102, Auburn 72 in Athens, Ga. (Mar. 3, 1984)
Scored 100 points at Auburn..... Tuskegee 105, Auburn 98 (2OT) (Feb. 12, 1979)
Scored 100 points and Lost..... Never
Had 25+ rebound margin..... Never
Had a 20+ rebound margin..... 20 - Alabama (56-36) in Auburn, Ala. (Feb. 20, 2017)
Scored less than 10 points in a quarter..... 6 - Oklahoma (2nd quarter) in Auburn, Ala. (Dec. 2, 2018)
Scored less than 10 points in all four quarters..... Winthrop (9-8-8-8) in Auburn, Ala. (Dec. 16, 2015)
Scored 30 or more points in a quarter..... 30 - South Carolina (1st quarter) in Columbia, S.C. (Jan. 11, 2018)
Scored less than 10 points in a half..... 8 - Jacksonville (1st half) in Auburn, Ala. (Dec. 28, 2016)
Scored less than 20 points in a 1st half..... 18 - Southeastern La. in Auburn, Ala. (Dec. 19, 2017)
Scored less than 20 points in a 2nd half..... 19 - Florida in Auburn, Ala. (Dec. 31, 2017)
Had 50 rebounds..... 56 - Alabama in Auburn, Ala. (Feb. 20, 2017)
Had 25 assists..... 25 - Florida International in Miami, Fla. (Dec. 19, 1993)
Had 25-29 turnovers..... 25 - XULA in New Orleans, La. (Nov. 28, 2018)
Had 30-34 turnovers..... 30 - XULA in Auburn, Ala. (Dec. 28, 2017)
Had 35+ turnovers..... 35 - ULM in Auburn, Ala. (Nov. 27, 2017)
Had 15 steals..... 15 - East Carolina in Auburn, Ala. (Dec. 5, 2015)
Had 10 blocks..... 11 - at Baylor [NCAA] in Waco, Texas (March 20, 2016)
Failed to make a 3-point field goal..... LSU (0-6) in Baton Rouge, La. (Feb. 1, 2016)
Attempted 35 free throws..... 35 - Florida in Gainesville, Fla. (Feb. 28, 2016)
Made 30 free throws..... 30 - Arkansas (Jan. 22, 1995)
Made 10 three-point field goals..... 10 - Oklahoma in Auburn, Ala. (Dec. 2, 2018)
Made 15 three-point field goals..... 18 - Missouri in Columbia, Mo. (Jan. 6, 2013)
Scored 41-50 points in a game..... 48 - Grambling State in Auburn, Ala. (Nov. 6, 2018)
Scored 31-40 points in a game..... 40 - Georgetown in Nashville, Tenn. (Nov. 24, 2017)
Scored 30 points or less..... 26 - Georgia in Athens, Ga. (Feb. 22, 2015)
Scored 25 points or less..... 25 - Puerto Rico Mayaguez (Dec. 17, 2000)

Last Time an Opposing Player...

Scored 30+ points (non-conference)..... 30 - Nina Davis of Baylor [NCAA] in Waco, Texas (March 20, 2016)
Scored 30+ points (SEC)..... 33 - Morgan Eye of Missouri in Columbia, Mo. (Jan. 6, 2013)
Scored 35+ points..... 38 - Lindsay Shearer of Kent State in Kent, Ohio (Nov. 20, 2005)
Attempted 25 field goals..... 27 - Jantel Lavender (9-27) of Ohio State (Nov. 23, 2008)
Scored 20 points & had 20 rebounds..... Young of Baylor in the WNIT Championship Game, (20 pts./25 rebs.) (Apr. 4, 2003)
Two players scored 20 points..... Chennedy Carter (23) and Danni Williams (20) of Texas A&M in College Station, Texas (Feb. 4, 2018)
Three players scored 20 points..... by LSU in Baton Rouge, Chatman (22 pts.), Johnson (21 pts) & Lowery (20 pts) (Jan. 12, 1991)
Five players scored in double figures..... Lorenzen (10), Needles (11), Lewis (10), Williams (11), Copeland (12) of Florida (Jan. 4, 2015)
Six players scored in double figures..... Williams (10), Lewis (13), Bonds (18), Peoples (10), Miller (12), Svetle (12) of Florida (Jan. 26, 2014)
Recorded a double-double..... Madi Williams (10 pts/16 rebs) of Oklahoma in Auburn, Ala. (Dec. 2, 2018)
Recorded a double-double with points and assists..... Tyasha Harris (12 pts/11 ast) of South Carolina in Columbia, S.C. (Jan. 11, 2018)
Recorded a triple-double..... Ceira Ricketts (14 pts./13 rebs./12 ast.) of Arkansas (Jan. 18, 2009)
Two players recorded a double-double..... Wilson (19 pts/11 reb) & Harris (12 pts/11 ast) of South Carolina in Columbia, S.C. (Jan. 11, 2018)
Committed 10+ turnovers..... 12 - Amber Dixon of Louisiana Tech in Auburn, Ala. (Nov. 19, 2017)
Had 15-19 rebounds..... 16 - by Madi Williams of Oklahoma in Auburn, Ala. (Dec. 2, 2018)
Had 20+ rebounds..... 20 - Caitlyn Ramirez of Troy in Auburn, Ala. (Nov. 11, 2016)
Had 10 assists..... 11 - Tyasha Harris of South Carolina in Columbia, S.C. (Jan. 11, 2018)
Had 15 assists..... 16 - Cindy McMahan of Alabama-Huntsville (Nov. 24, 1980)
Had 5 blocks..... 5 - Ashley Knight of Alabama in Tuscaloosa, Ala. (Feb. 18, 2018)
Had 10 blocks..... Never
Had 5 steals..... 7 - Andrea Courmoyer of Louisiana-Lafayette in Auburn, Ala. (Nov. 25, 2018)
Made 15 field goals..... 15 - Chamique Holdclaw (15-21) of Tennessee (Feb. 1, 1998)
Made 10 3-point field goals..... 11 - Morgan Eye (11-18) of Missouri in Columbia, Mo. (Jan. 6, 2013)

2018-19 Auburn Individual Highs...**First Half**

Points.....	16, Unique Thompson at Iowa State (11/13/18)
Field Goals Made.....	6, Unique Thompson at Iowa State (11/13/18)
Field Goal Attempts.....	10, Daisa Alexander at New Mexico (11/11/18)
3-Point Field Goals Made	3, Robyn Benton vs. Oklahoma (12/2/18)
3-Point Field Goal Attempts	6, Emari Jones at New Mexico (11/11/18)
Free Throws Made	6, Janiah McKay at New Mexico (11/11/18)
Free Throws Attempted	8, Janiah McKay at New Mexico (11/11/18)
Rebounds	11, 2x; last, Unique Thompson vs. Oklahoma (12/2/18)
Assists	5, 2x; last, Janiah McKay vs. Nicholls State (11/9/18)
Blocked Shots.....	2, 2x; last, Abigayle Jackson vs. UL-Lafayette (11/25/18)
Steals	3, Daisa Alexander at XULA (11/28/18)

Second Half

Points.....	15, Unique Thompson at New Mexico (11/11/18)
Field Goals Made.....	6, Unique Thompson at New Mexico (11/11/18)
Field Goal Attempts.....	11, Janiah McKay at Iowa State (11/13/18)
3-Point Field Goals Made	3, Janiah McKay at Iowa State (11/13/18)
3-Point Field Goal Attempts	5, 4x; last, Alexander/Jones vs. Oklahoma (12/2/18)
Free Throws Made	4, Unique Thompson vs. Oklahoma (12/2/18)
Free Throws Attempted	4, 3x; last, Unique Thompson vs. Oklahoma (12/2/18)
Rebounds	11, Unique Thompson vs. UL-Lafayette (11/25/18)
Assists	5, Janiah McKay vs. Grambling (11/6/18)
Blocked Shots.....	2, 3x; last, Unique Thompson at Iowa State (11/13/18)
Steals	5, Crystal Primm vs. Nicholls State (11/9/18)

Game

Points.....	20, Daisa Alexander vs. Nicholls State (11/9/18)
Field Goals Made.....	7, 5x; last, Daisa Alexander vs. Oklahoma (12/2/18)
Field Goal Attempts.....	16, Daisa Alexander at New Mexico (11/11/18)
3-Point Field Goals Made	4, 4x; last, Jones/Benton vs. Oklahoma (12/2/18)
3-Point Field Goal Attempts	9, 2x; last, Emari Jones vs. Oklahoma (12/2/18)
Free Throws Made	6, 2x; last, Unique Thompson vs. Oklahoma (12/2/18)
Free Throws Attempted	9, Unique Thompson at Iowa State (11/13/18)
Rebounds	19, Unique Thompson at New Mexico (11/11/18)
Assists	10, Janiah McKay vs. Grambling (11/6/18)
Blocked Shots.....	3, Abigayle Jackson vs. UL-Lafayette (11/25/18)
Steals	5, Crystal Primm vs. Nicholls State (11/9/18)

2018-19 Auburn Team Highs...**First Half**

Points.....	44 vs. Grambling (11/6/18) & vs. Oklahoma (12/2/18)
Field Goals Made.....	17 vs. Oklahoma (12/2/18)
Field Goal Attempts.....	37 vs. Oklahoma (12/2/18)
3-Point Field Goals Made	6 vs. Oklahoma (12/2/18)
3-Point Field Goal Attempts	14 vs. Oklahoma (12/2/18)
Free Throws Made	15 at New Mexico (11/11/18)
Free Throws Attempted	20 at New Mexico (11/11/18)
Rebounds	29 at New Mexico (11/11/18)
Assists	12, 2x; last at XULA (11/28/18)
Blocked Shots.....	3, 2x; last vs. UL-Lafayette (11/25/18)
Steals	8, 2x; last vs. UL-Lafayette (11/25/18)

Second Half

Points.....	53 vs. Grambling (11/6/18)
Field Goals Made.....	22 vs. Grambling (11/6/18)
Field Goal Attempts.....	41 vs. Nicholls State (11/9/18)
3-Point Field Goals Made	7 vs. Oklahoma (12/2/18)
3-Point Field Goal Attempts	16 vs. Grambling (11/6/18)
Free Throws Made	7 vs. Nicholls State (11/9/18)
Free Throws Attempted	8, 2x; last vs. UL-Lafayette (11/25/18)
Rebounds	25 vs. Grambling (11/6/18)
Assists	16 vs. Grambling (11/6/18)
Blocked Shots.....	3, 2x; last vs. Nicholls State (11/9/18)
Steals	13 vs. Nicholls State (11/9/18)

Game

Points.....	97 vs. Grambling (11/6/18)
Field Goals Made.....	38 vs. Grambling (11/6/18)
Field Goal Attempts.....	74 vs. Oklahoma (12/2/18)
3-Point Field Goals Made	13 vs. Oklahoma (12/2/18)
3-Point Field Goal Attempts	29 vs. Oklahoma (12/2/18)
Free Throws Made	19 at New Mexico (11/11/18)
Free Throws Attempted	25 at New Mexico (11/11/18)
Rebounds	53 vs. Grambling (11/6/18)
Assists	24 vs. Grambling (11/6/18)
Blocked Shots.....	6 vs. Grambling (11/6/18)
Steals	18 vs. Nicholls State (11/9/18)
Turnovers Forced.....	26 vs. UL-Lafayette (11/25/18)

Specialty Statistics (Auburn-Opponent)

Opponent	Points in the Paint	Points off Turnovers	2nd-Chance Points	Fast-Break Points	Bench Points
Grambling	44-22	28-19	28-9	15-12	26-15
Nicholls State	36-22	29-11	11-2	12-6	17-10
at New Mexico	40-24	16-12	18-11	11-26	12-20
at Iowa State	20-26	19-19	7-14	2-2	5-7
Louisiana-Lafayette	32-24	27-17	7-12	12-4	22-18
at Xavier (La.)	32-20	27-16	16-11	8-2	20-32
Oklahoma	40-30	25-10	11-11	16-6	26-17

Lead-Deficit Comparison

Opponent	Largest Lead	Largest Deficit	Lead Changes	Ties	Result
Grambling	49 (4th, 0:09)	4 (1st, 8:38)	1	0	W, 97-48
Nicholls State	29 (4th, 6:21)	--	0	0	W, 80-59
at New Mexico	8 (2nd, 8:50)	4 (2nd, 1:14)	15	16	W, 79-76
at Iowa State	15 (2nd, 2:26)	10 (4th, 2:21)	1	2	L, 64-67
Louisiana-Lafayette	16 (4th, 6:20)	--	0	0	W, 71-59
at Xavier (La.)	20 (4th, 5:26)	2 (1st, 9:34)	1	2	W, 77-58
Oklahoma	22 (3rd, 8:09)	8 (1st, 1:21)	3	1	W, 95-79

Scoring Breakdown

(Percentage of total points in parentheses)

Opponent	Front Court	Back Court	Sr.	Jr.	So.	Fr.	Starters	Bench
Grambling	40 (41.2)	57 (58.7)	29	28	18	22	71 (73.2)	26 (26.8)
Nicholls State	22 (27.5)	58 (72.5)	29	28	12	11	63 (78.8)	17 (21.2)
at New Mexico	39 (49.3)	40 (50.7)	24	24	21	10	67 (84.8)	12 (15.2)
at Iowa State	28 (43.8)	36 (56.2)	29	11	21	3	59 (92.2)	5 (7.8)
Louisiana-Lafayette	32 (45.1)	39 (54.9)	21	12	21	17	49 (69.0)	22 (31.0)
at Xavier (La.)	31 (40.3)	46 (59.7)	25	17	21	14	57 (74.0)	20 (26.0)
Oklahoma	34 (35.8)	61 (64.2)	22	33	18	24	69 (72.6)	26 (27.4)

Comparison Statistics (Auburn/Opponent)

Opponent	1st	2nd	Score	Mar	Total FG	FG Pct	3-Pointers	3FG Pct	Free Throws	FT Pct	Reb.	Mar	Assist	TO	Bk	Stl	Fouls
Grambling	44/20	53/28	97-48	+49	38-71/15-58	.535/.259	9-28/3-15	.321/.200	12-17/15-20	.706/.750	53/26	+27	24/9	18/20	6/0	11/10	18/20
Nicholls State	37/26	43/33	80-59	+21	32-71/20-53	.451/.377	4-18/9-24	.222/.375	12-13/10-11	.923/.909	42/28	+14	19/16	16/24	5/0	18/7	17/14
New Mexico	36/33	33/33	79-76	+3	28-68/24-63	.412/.381	4-17/12-37	.235/.324	19-25/16-24	.760/.667	45/39	+6	11/18	17/17	2/2	10/11	18/18
Iowa State	38/29	26/38	64-67	(3)	23-56/23-62	.411/.371	8-24/9-32	.333/.281	10-17/12-24	.588/.500	36/42	(6)	10/13	16/15	3/3	6/8	22/13
UL-Lafayette	34/26	37/33	71-59	+12	27-61/20-60	.443/.333	6-14/5-17	.429/.294	11-17/14-16	.647/.875	38/37	+1	19/6	22/26	5/2	15/12	20/19
Xavier (La.)	39/30	38/28	77-58	+19	29-66/20-49	.439/.408	10-24/8-33	.417/.364	9-17/10-10	.529/1.000	34/33	+1	22/13	14/25	5/0	14/9	16/16
Oklahoma	44/30	51/49	95-79	+16	36-74/28-61	.486/.459	13-29/10-23	.448/.435	10-13/13-26	.769/.500	39/39	-	15/14	12/21	1/2	12/10	18/17

Game-by-Game Leaders

	Points	Rebounds	Assists	Steals	Blocked Shots
Grambling	16-McKay/Benton	13-Unique Thompson	10-Janiah McKay	3-McKay/Benton	2-McKay/Thompson
Nicholls State	20-Daisa Alexander	10-Unique Thompson	7-Janiah McKay	5-Crystal Primm	2-Unique Thompson
at New Mexico	19-Thompson/McKay	19-Unique Thompson	6-Janiah McKay	3-Alexander/McKay	1-Thompson/Howard
at Iowa State	19-Unique Thompson	14-Unique Thompson	3-McKay/Jones	2-Daisa Alexander	2-Unique Thompson
UL-Lafayette	16-Unique Thompson	13-Unique Thompson	8-Daisa Alexander	4-Unique Thompson	3-Abigayle Jackson
at Xavier (La.)	16-Emari Jones	8-Unique Thompson	7-Janiah McKay	3-Thompson/Alexander	2-Abigayle Jackson
Oklahoma	19-Daisa Alexander	17-Unique Thompson	5-Daisa Alexander	3-Crystal Primm	1-Crystal Primm

2018-19 Starting Lineups

	Point Guard (1)	Wing (2)	Wing (3)	Wing (4)	Post (5)
Grambling	Janiah McKay	Daisa Alexander	Crystal Primm	Emari Jones	Unique Thompson
Nicholls State	Janiah McKay	Daisa Alexander	Crystal Primm	Emari Jones	Unique Thompson
at New Mexico	Janiah McKay	Daisa Alexander	Crystal Primm	Emari Jones	Unique Thompson
at Iowa State	Janiah McKay	Daisa Alexander	Crystal Primm	Emari Jones	Unique Thompson
Louisiana-Lafayette	Janiah McKay	Daisa Alexander	Crystal Primm	Emari Jones	Unique Thompson
at Xavier (La.)	Janiah McKay	Daisa Alexander	Crystal Primm	Emari Jones	Unique Thompson
Oklahoma	Janiah McKay	Daisa Alexander	Crystal Primm	Emari Jones	Unique Thompson

Record by Starting Lineup

McKay, Alexander, Primm, Jones, Thompson
 6-1 (.857)



Terri

WILLIAMS-FLOURNOY

Head Coach

Seventh Season at Auburn • 15th as a Head Coach • 27th Season in coaching

Hampton, Va. • Penn State, 1991

- *Has taken her teams to postseason appearances in eight of the last 10 years, including five NCAA Tournament appearances*
- *Led Auburn to 19 or more wins in three of her first five years*
- *Has had six players selected to All-SEC teams*
- *Auburn has forced an average of 20.0+ turnovers per game under Coach Flo*
- *Led Auburn to the postseason in four of her first five seasons, advancing to WNIT Quarterfinals in 2013 and Third Round in 2014, along with NCAA Tournament in 2016 and 2017*
- *Won her 100th game at Auburn on Feb. 8, 2018, defeating LSU 70-62*
- *Picked up her 200th career head coaching victory Dec. 5, 2015 at home vs. East Carolina*
- *Won 250th career game at Xavier (La.) on Nov. 28, 2018*
- *Recorded her 400th career win as a collegiate coach in Auburn's 68-58 win over Hofstra on Dec. 9, 2012*
- *Won her 500th game as a collegiate coach with victory over Louisiana-Lafayette on Nov. 25, 2018*
- *Picked up first SEC win in 50-47 win over #23 Arkansas in 2013*
- *Earned second win over ranked opponent at Auburn and snapped 21-game skid to #16 Vanderbilt with 68-62 win in Nashville on Feb. 13, 2014*
- *Picked up first top-10 win with a 66-61 victory over #7 Kentucky on Jan. 3, 2016*
- *Has 250 wins as a head coach and 251 as an assistant for a .617 winning percentage over 27 years as a collegiate coach*
- *Has been part of six conference championships and 20 post-season appearances as an assistant and head coach*
- *2010 Black Coaches Association Coach of the Year*
- *Served as an assistant coach for Team USA that won a gold medal at the 2011 World University Games in Shenzhen, China*
- *Coached teams to 14 NCAA Tournament appearances, nine as an assistant and five as a head coach*
- *Has coached 24 players that have gone on to the professional ranks, including seven in the WNBA*
- *As an assistant, helped coach Georgia to an NCAA Final Four appearance and two NCAA Elite Eight appearances*
- *Coached three Georgetown players to three all-conference honors and one All-America award*
- *Has a 589-347 record in 31 seasons as a head coach, assistant coach and player*
- *Helped coach Georgetown to a Big East title in 1992*
- *As an assistant coach at Southwest Missouri State, helped the team to two straight NCAA Tournaments and two consecutive Missouri Valley Conference Tournament titles*

All-time record as player and coach:	590-347 (.629)	31 seasons
Record as collegiate player:	88-36 (.709)	4 seasons
Record as collegiate coach:	502-311 (.617)	27 seasons
Record as collegiate assistant coach:	251-116 (.683)	12 seasons
Record as collegiate head coach:	251-196 (.561)	15 seasons
Record as Auburn head coach:	108-92 (.541)	7 seasons

Williams-Flournoy Year-by-Year

Penn State, Player (1987-91)

Year	Record	Conf.	Other Information
1987-88	20-13	11-7	NCAA Second Round
1988-89	14-14	12-6	
1989-90	25-7	15-3	NCAA Second Round
1990-91	29-2	17-1	NCAA Second Round

Georgetown, Assistant Coach (1992-96)

Year	Record	Conf.	Other Information
1992-93	23-7	15-3	Big East Champions NCAA Sweet 16
1993-94	12-15	6-12	
1994-95	11-17	6-12	
1995-96	12-15	7-11	

Georgia, Assistant Coach (1996-2002)

Year	Record	Conf.	Other Information
1996-97	25-6	11-1	SEC Champions NCAA Elite Eight
1997-98	17-11	8-6	NCAA First Round
1998-99	27-7	9-5	NCAA Final Four
1999-2000	32-4	13-1	SEC Champions NCAA Elite Eight
2000-01	27-6	11-3	SEC Tournament Champions NCAA Second Round
2001-02	19-11	6-8	NCAA First Round

Southwest Missouri State, Assistant Coach (2002-04)

Year	Record	Conf.	Other Information
2002-03	18-13	11-7	MVC Tournament Champions NCAA First Round
2003-04	28-4	16-2	Missouri Valley Champions MVC Tournament Champions NCAA First Round

Georgetown, Head Coach (2004-12)

Year	Record	Conf.	Other Information
2004-05	12-16	7-9	
2005-06	10-17	3-13	
2006-07	13-16	3-13	
2007-08	15-14	5-11	
2008-09	20-14	7-9	WNIT Quarterfinals
2009-10	26-7	13-3	NCAA Second Round
2010-11	24-11	9-7	NCAA Sweet 16
2011-12	23-9	11-5	NCAA Second Round

Auburn, Head Coach (2012-present)

Year	Record	Conf.	Other Information
2012-13	19-15	5-11	WNIT Quarterfinals
2013-14	19-15	7-9	WNIT Third Round
2014-15	13-18	3-13	
2015-16	20-13	8-8	NCAA Second Round
2016-17	17-15	7-9	NCAA First Round
2017-18	14-15	5-11	
2018-19	6-1		



Daisa ALEXANDER

#0

Junior • Guard • 5-8

Decatur, Ga.

****2018 SEC All-Defensive Team****

Southwest DeKalb HS

- Hit game-winning jumper + free throw with 17 seconds left in 79-76 win at New Mexico (11/11)
- Led Tigers with 20 points on 7-12 shooting (4-5 FT) vs. Nicholls State (11/9)
- Scored 13 points and had a career-high 8 rebounds in season-opening win over Grambling (11/6)
- Led SEC in steals (2.8/game) as sophomore; named to 2018 SEC All-Defensive Team
- Averaged 14.2 points as sophomore, 2nd-best on team
- Double-digit scoring in 25 of 29 games in 2017-18
- Scored 20+ points in each of her first two starts - 20 at LSU (1/18), 22 at Georgia (1/21); led team in both games
- Scored career-high 25 points on 9-14 shooting at Indiana while playing just 20 minutes off the bench (12/3); 12 points in 4th quarter

SEASON HIGHS

Points	20	vs. Nicholls State	11/9/18
Rebounds	8	vs. Grambling	11/6/18
Assists	8	vs. UL-Lafayette	11/25/18
Blocks			
Steals	3	3x; last at XULA	11/28/18
Field Goals	7	2x; last vs. Oklahoma	12/2/18
Field Goal Attempts	16	at New Mexico	11/11/18
3-Point Field Goals	3	2x; last vs. Oklahoma	12/2/18
3-Point FG Attempts	6	vs. Grambling	11/6/18
Free Throws	4	vs. Nicholls State	11/9/18
Free Throw Attempts	5	vs. Nicholls State	11/9/18

Opponent	Start	Min.	FG-A	3PT-A	FT-A	O-D-T	PF	Ast.	TO	Blk.	St.	Pts.
GRAMBLING STATE	*	35	6-14	1-6	0-0	2-6-8	1	3	3	0	0	13
NICHOLLS STATE	*	31	7-12	2-5	4-5	3-2-5	0	1	1	0	2	20
at New Mexico	*	28	6-16	0-4	2-4	1-3-4	4	0	2	0	3	14
at Iowa State	*	22	2-5	0-3	0-0	0-2-2	4	1	2	0	2	4
LOUISIANA-LAFAYETTE	*	31	1-8	1-1	0-0	0-1-1	3	8	6	0	3	3
at Xavier (La.)	*	22	5-9	3-3	0-0	3-3-6	2	5	1	0	3	13
OKLAHOMA	*	30	7-15	3-7	2-2	0-5-5	1	5	3	0	2	19
at St. Joseph's												
SAMFORD												
vs. Coastal Carolina												
vs. North Carolina												
at Elon												
ALABAMA STATE												
TENNESSEE												
at Florida												
at Alabama												
MISSISSIPPI STATE												
at Vanderbilt												
TEXAS A&M												
at Missouri												
at Ole Miss												
GEORGIA												
KENTUCKY												
at Arkansas												
at Tennessee												
ALABAMA												
MISSOURI												
SOUTH CAROLINA												
at LSU												

CAREER HIGHS

Points	25	at Indiana	12/3/17
Rebounds	8	vs. Grambling	11/6/18
Assists	8	vs. UL-Lafayette	11/25/18
Blocks	2	at Kentucky	2/1/18
Steals	7	at LSU	1/18/18
Field Goals	9	3x; last at Georgia	1/21/18
Field Goal Attempts	23	at Tennessee	1/4/18
3-Point Field Goals	3	6x; last vs. Oklahoma	12/2/18
3-Point FG Attempts	9	2x; last at Tennessee	1/4/18
Free Throws	6	vs. Xavier (La.)	12/28/17
Free Throw Attempts	8	vs. Xavier (La.)	12/28/17

ALEXANDER'S CAREER STATISTICS

Season	gp-gs	min/avg	Total		3-Point		F-Throws		Rebounds				Scoring							
			fg-fga	pct	fg-fga	pct	ft-fta	pct	off	def	tot	avg	pf	fo	ast	to	blk	stl	pts	avg
2016-17	20-0	113/5.7	9-37	.243	1-10	.100	7-10	.700	9	8	17	0.9	18	0	1	10	0	9	26	1.3
2017-18	29-11	746/25.7	157-403	.390	41-122	.336	57-77	.740	17	59	76	2.6	73	0	39	79	3	80	412	14.2
2018-19	7-7	192/27.4	34-79	.430	10-29	.345	8-11	.727	9	22	31	4.4	15	0	23	18	0	15	86	12.3
TOTAL	56-18	1051/18.8	200-519	.385	52-161	.323	72-98	.735	35	89	124	2.2	106	0	63	107	3	104	524	9.4



Robyn BENTON

#1

Freshman • Guard • 5-9

Conyers, Ga.

Greater Atlanta Christian HS

- Scored 14 points and was 4-5 on 3-pointers in win over Oklahoma (12/2)
- Shared team lead with 16 points and hit three 3-pointers in collegiate debut vs. Grambling (11/6)
- Five-star prospect, rated No. 17 overall nationally, No. 6 guard by ESPN HoopGurlz
- Atlanta Journal-Constitution first-team all-state as a junior; GHSA Class AAA Player of the Year as a junior
- Sister of former Tennessee football player Inky Johnson

SEASON/CAREER HIGHS

Points	16	vs. Grambling	11/6/18
Rebounds	5	at XULA	11/28/18
Assists	3	2x; last at XULA	11/28/18
Blocks	1	2x; last vs. Nicholls State	11/9/18
Steals	3	vs. Grambling	11/6/18
Field Goals	6	vs. Grambling	11/6/18
Field Goal Attempts	12	vs. Grambling	11/6/18
3-Point Field Goals	4	vs. Oklahoma	12/2/18
3-Point FG Attempts	8	vs. Grambling	11/6/18
Free Throws	3	vs. UL-Lafayette	11/25/18
Free Throw Attempts	3	vs. UL-Lafayette	11/25/18

Opponent	Start	Min.	FG-A	3PT-A	FT-A	O-D-T	PF	Ast.	TO	Blk.	St.	Pts.
GRAMBLING STATE		24	6-12	3-8	1-2	0-1-1	0	3	1	1	3	16
NICHOLLS STATE		18	4-8	1-3	0-0	0-1-1	3	0	1	1	0	9
at New Mexico		18	1-4	0-1	0-0	0-1-1	2	1	1	0	1	2
at Iowa State		19	1-6	1-5	0-0	0-0-0	1	0	2	0	1	3
LOUISIANA-LAFAYETTE		24	5-7	2-3	3-4	1-1-2	2	1	0	0	2	15
at Xavier (La.)		17	2-5	1-2	0-2	3-2-5	1	3	1	0	1	5
OKLAHOMA		15	5-7	4-5	0-0	0-0-0	1	0	0	0	2	14
at St. Joseph's												
SAMFORD												
vs. Coastal Carolina												
vs. North Carolina												
at Elon												
ALABAMA STATE												
TENNESSEE												
at Florida												
at Alabama												
MISSISSIPPI STATE												
at Vanderbilt												
TEXAS A&M												
at Missouri												
at Ole Miss												
GEORGIA												
KENTUCKY												
at Arkansas												
at Tennessee												
ALABAMA												
MISSOURI												
SOUTH CAROLINA												
at LSU												

BENTON'S CAREER STATISTICS

Season	gp-gs	min/avg	Total		3-Point		F-Throws		Rebounds				Scoring							
			fg-fga	pct	fg-fga	pct	ft-fta	pct	off	def	tot	avg	pf	fo	ast	to	blk	stl	pts	avg
2018-19	7-0	137/19.6	24-49	.490	12-27	.444	4-8	.500	4	6	10	1.4	10	0	8	6	2	10	64	9.1
TOTAL	7-0	137/19.6	24-49	.490	12-27	.444	4-8	.500	4	6	10	1.4	10	0	8	6	2	10	64	9.1



Brooke MOORE

#2

Freshman • Guard • 5-7

McDonough, Ga.

Henry County HS

- Hit two 3-pointers to help Auburn set single-game 3-point record vs. Oklahoma (12/2)
- Made collegiate debut at Xavier (La.); scored 3 points
- Missed first five games with injury
- Five-star prospect, No. 42 overall prospect and No. 11 guard by ESPN HoopGurlz
- Averaged 22.3 points, 4.0 assists, 3.0 steals per game as HS senior; shot 41% on 3-pointers and 81% on free throws
- Georgia Class AAAA Player of the Year as a senior; 3-time AJC Player of the Year
- All-time leading scorer at Henry County HS with 2,215 points


SEASON/CAREER HIGHS

Points	6	vs. Oklahoma	12/2/18
Rebounds	1	2x; last vs. Oklahoma	12/2/18
Assists	1	2x; last vs. Oklahoma	12/2/18
Blocks			
Steals			
Field Goals	2	vs. Oklahoma	12/2/18
Field Goal Attempts	9	at XULA	11/28/18
3-Point Field Goals	2	vs. Oklahoma	12/2/18
3-Point FG Attempts	6	at XULA	11/28/18
Free Throws			
Free Throw Attempts			

Opponent	Start	Min.	FG-A	3PT-A	FT-A	O-D-T	PF	Ast.	TO	Blk.	St.	Pts.
GRAMBLING STATE						--DNP--						
NICHOLLS STATE						--DNP--						
at New Mexico						--DNP--						
at Iowa State						--DNP--						
LOUISIANA-LAFAYETTE						--DNP--						
at Xavier (La.)	14		1-9	1-6	0-0	0-1-1	0	1	0	0	0	3
OKLAHOMA	11		2-5	2-5	0-0	1-0-1	1	1	1	0	0	6
at St. Joseph's												
SAMFORD												
vs. Coastal Carolina												
vs. North Carolina												
at Elon												
ALABAMA STATE												
TENNESSEE												
at Florida												
at Alabama												
MISSISSIPPI STATE												
at Vanderbilt												
TEXAS A&M												
at Missouri												
at Ole Miss												
GEORGIA												
KENTUCKY												
at Arkansas												
at Tennessee												
ALABAMA												
MISSOURI												
SOUTH CAROLINA												
at LSU												

MOORE'S CAREER STATISTICS

Season	gp-gs	min/avg	Total		3-Point		F-Throws		Rebounds				Scoring							
			fg-fga	pct	fg-fga	pct	ft-fta	pct	off	def	tot	avg	pf	fo	ast	to	blk	stl	pts	avg
2018-19	2-0	24/12.0	3-14	.214	3-11	.273	0-0	.000	1	1	2	1.0	1	0	2	1	0	0	9	4.5
TOTAL	2-0	24/12.0	3-14	.214	3-11	.273	0-0	.000	1	1	2	1.0	1	0	2	1	0	0	9	4.5



Erica SANDERS

#3

Senior • Guard • 5-10

San Antonio, Texas

Johnson HS

- Will miss 6-8 weeks with injury suffered in preseason
- Played in 20 games as a junior; missed 9 games w/ foot injury
- Averaged 1.6 points, 1.2 rebounds as junior; had 31 steals in 20 games
- Career-high 6 steals along with 6 points in win over Louisiana Tech (11/19/17)
- Scored career-high 9 points in win over Ole Miss (1/8/17)
- Hit go-ahead jumper with 50 seconds left in comeback win over Indiana (11/27/16)

SEASON HIGHS

- Points
- Rebounds
- Assists
- Blocks
- Steals
- Field Goals
- Field Goal Attempts
- 3-Point Field Goals
- 3-Point FG Attempts
- Free Throws
- Free Throw Attempts

Opponent	Start	Min.	FG-A	3PT-A	FT-A	O-D-T	PF	Ast.	TO	Blk.	St.	Pts.
GRAMBLING STATE						--DNP--						
NICHOLLS STATE						--DNP--						
at New Mexico						--DNP--						
at Iowa State						--DNP--						
LOUISIANA-LAFAYETTE						--DNP--						
at Xavier (La.)						--DNP--						
OKLAHOMA						--DNP--						
at St. Joseph's												
SAMFORD												
vs. Coastal Carolina												
vs. North Carolina												
at Elon												
ALABAMA STATE												
TENNESSEE												
at Florida												
at Alabama												
MISSISSIPPI STATE												
at Vanderbilt												
TEXAS A&M												
at Missouri												
at Ole Miss												
GEORGIA												
KENTUCKY												
at Arkansas												
at Tennessee												
ALABAMA												
MISSOURI												
SOUTH CAROLINA												
at LSU												

CAREER HIGHS

- Points
9 vs. Ole Miss 1/8/17
- Rebounds
7 at Arkansas 2/26/17
- Assists
5 vs. Tennessee 1/19/17
- Blocks
1 3x; last vs. South Carolina 1/5/17
- Steals
6 vs. Louisiana Tech 11/19/17
- Field Goals
4 5x; last vs. ULM 11/29/17
- Field Goal Attempts
11 vs. Missouri 2/21/16
- 3-Point Field Goals
3-Point FG Attempts
1 4x; last vs. George Mason 12/23/15
- Free Throws
4 vs. St. John's 3/18/16
- Free Throw Attempts
4 3x; last at Virginia Tech 11/13/17

SANDERS' CAREER STATISTICS

Season	gp-gs	min/avg	Total		3-Point		F-Throws		Rebounds				Scoring							
			fg-fga	pct	fg-fga	pct	ft-fga	pct	off	def	tot	avg	pf	fo	ast	to	blk	stl	pts	avg
2015-16	33-0	569/17.2	40-103	.388	0-7	.000	15-20	.750	39	46	85	2.6	88	2	30	33	0	33	95	2.9
2016-17	29-1	566/19.5	28-78	.359	0-1	.000	9-12	.750	45	45	90	3.1	78	3	35	21	5	42	65	2.2
2017-18	20-0	307/15.4	14-33	.424	0-1	.000	4-6	.667	12	12	24	1.2	38	0	8	22	0	31	32	1.6
TOTAL	82-1	1442/17.6	82-214	.383	0-9	.000	28-38	.737	96	103	199	2.4	204	5	73	76	5	106	192	2.3



Abigayle JACKSON

#4

Sophomore • Forward • 6-3

Little Rock, Ark.

Little Rock Central HS

- Matched season-high of 6 points on 3-3 shooting at XULA (11/28)
- Had 4 points, 5 rebounds in season-opener vs. Grambling (11/6)
- Played in 28 of 29 games as a freshman; started final 12 games of season
- Averaged 2.0 points, 1.7 rebounds as freshman; led team with 22 blocks (0.8/game)
- Made first collegiate start at LSU (1/18), had 4 points, 4 rebounds and 3 steals in 19 minutes of action
- Career-high 13 points, 3 steals at Texas A&M (2/4); played career-high 26 minutes
- Ranked as No. 1 player in state of Arkansas in class of 2017

SEASON HIGHS

Points	6	2x; last at XULA	11/28/18
Rebounds	6	vs. Nicholls State	11/9/18
Assists	1	2x; last vs. Nicholls State	11/9/18
Blocks	3	vs. UL-Lafayette	11/25/18
Steals	2	at XULA	11/28/18
Field Goals	3	at XULA	11/28/18
Field Goal Attempts	4	vs. UL-Lafayette	11/25/18
3-Point Field Goals	1	vs. UL-Lafayette	11/25/18
3-Point FG Attempts	2	vs. UL-Lafayette	11/25/18
Free Throws	2	vs. Nicholls State	11/9/18
Free Throw Attempts	2	vs. Nicholls State	11/9/18

Opponent	Start	Min.	FG-A	3PT-A	FT-A	O-D-T	PF	Ast.	TO	Blk.	St.	Pts.
GRAMBLING STATE		10	2-2	0-0	0-0	3-2-5	2	1	0	1	0	4
NICHOLLS STATE		16	2-3	0-0	2-2	4-2-6	1	1	3	0	0	6
at New Mexico		4	1-1	0-0	0-0	0-0-0	3	0	0	0	0	2
at Iowa State		4	1-3	0-1	0-0	0-1-1	2	0	0	0	0	2
LOUISIANA-LAFAYETTE		14	2-4	1-2	0-0	0-4-4	2	1	0	3	0	5
at Xavier (La.)		9	3-3	0-0	0-0	1-0-1	0	0	1	2	2	6
OKLAHOMA		9	0-1	0-0	0-0	1-3-4	2	0	0	0	0	0
at St. Joseph's												
SAMFORD												
vs. Coastal Carolina												
vs. North Carolina												
at Elon												
ALABAMA STATE												
TENNESSEE												
at Florida												
at Alabama												
MISSISSIPPI STATE												
at Vanderbilt												
TEXAS A&M												
at Missouri												
at Ole Miss												
GEORGIA												
KENTUCKY												
at Arkansas												
at Tennessee												
ALABAMA												
MISSOURI												
SOUTH CAROLINA												
at LSU												

CAREER HIGHS

Points	13	at Texas A&M	2/4/18
Rebounds	7	vs. ULM	11/29/17
Assists	1	3x; last vs. Nicholls State	11/9/18
Blocks	3	3x; last vs. UL-Lafayette	11/25/18
Steals	3	2x; last at Texas A&M	2/4/18
Field Goals	5	2x; last at Texas A&M	2/4/18
Field Goal Attempts	11	at Texas A&M	2/4/18
3-Point Field Goals	1	3x; last vs. UL-Lafayette	11/25/18
3-Point FG Attempts	5	vs. Vanderbilt	2/12/18
Free Throws	3	at Texas A&M	2/4/18
Free Throw Attempts	5	at Texas A&M	2/4/18

JACKSON'S CAREER STATISTICS

Season	gp-gs	min/avg	Total		3-Point		F-Throws		Rebounds				Scoring							
			fg-fga	pct	fg-fga	pct	ft-fta	pct	off	def	tot	avg	pf	fo	ast	to	blk	stl	pts	avg
2017-18	28-11	270/9.6	23-59	.390	3-24	.125	8-15	.533	14	34	48	1.7	47	1	1	16	22	10	57	2.0
2018-19	7-0	66/9.4	11-17	.647	1-3	.333	2-2	1.000	9	12	21	3.0	12	0	3	4	6	2	25	3.6
TOTAL	35-11	336/9.6	34-76	.447	4-27	.148	10-17	.588	23	46	69	2.0	59	1	4	20	28	12	82	2.3



Emari JONES

#5

Senior • Guard • 6-2

Chicago, Ill.

Shawnee CC / Wheaton North HS

- Scored 16 points and hit four 3-pointers in back-to-back games vs. XULA (11/28) and Oklahoma (12/2)
- Career-high 10 rebounds vs. UL-Lafayette (11/25)
- Played career-high 39 minutes at Iowa State, scored 15 points and matched career-high with 4 3-pointers (11/13)
- Scored double-digits in consecutive games for first time in Auburn career; 15 vs. Nicholls & 13 vs. Grambling
- Played in all 29 games as a junior, starting 16; averaged 5.0 points, 3.2 rebounds in 22.8 minutes
- Tied for second on the team with 29 3-pointers as a junior; shot 29.6% (29-98)
- Career-high 18 points on 6-11 shooting (4-6 3FG) vs. Florida (12/31); matched previous career high (11) by halftime
- Transferred to Auburn from Shawnee CC in Ullin, Ill.; led Shawnee to 30-3 record and conference title as a freshman in 2015-16
- Scored 746 total points as JUCO freshman, which led the nation; scoring average was third nationally

SEASON HIGHS

Points	16	2x; last vs. Oklahoma	12/2/18
Rebounds	10	vs. UL-Lafayette	11/25/18
Assists	3	3x; last at Iowa State	11/13/18
Blocks	1	2x; last at XULA	11/28/18
Steals	2	3x; last vs. Oklahoma	12/2/18
Field Goals	6	3x; last vs. Oklahoma	12/2/18
Field Goal Attempts	15	vs. Nicholls State	11/9/18
3-Point Field Goals	4	3x; last vs. Oklahoma	12/2/18
3-Point FG Attempts	9	2x; last vs. Oklahoma	12/2/18
Free Throws	3	at Iowa State	11/13/18
Free Throw Attempts	4	at Iowa State	11/13/18

Opponent	Start	Min.	FG-A	3PT-A	FT-A	O-D-T	PF	Ast.	TO	Blk.	St.	Pts.
GRAMBLING STATE	*	28	5-13	3-9	0-0	3-5-8	1	3	3	0	2	13
NICHOLLS STATE	*	31	6-15	1-5	2-2	3-5-8	1	3	2	1	2	15
at New Mexico	*	24	2-10	1-8	0-0	1-1-2	2	2	6	0	1	5
at Iowa State	*	39	4-9	4-8	3-4	3-4-7	4	3	2	0	1	15
LOUISIANA-LAFAYETTE	*	37	3-9	1-4	1-1	5-5-10	3	2	3	0	1	8
at Xavier (La.)	*	31	6-12	4-6	0-0	1-3-4	3	2	2	1	1	16
OKLAHOMA	*	35	6-11	4-9	0-0	0-3-3	2	1	2	0	2	16
at St. Joseph's												
SAMFORD												
vs. Coastal Carolina												
vs. North Carolina												
at Elon												
ALABAMA STATE												
TENNESSEE												
at Florida												
at Alabama												
MISSISSIPPI STATE												
at Vanderbilt												
TEXAS A&M												
at Missouri												
at Ole Miss												
GEORGIA												
KENTUCKY												
at Arkansas												
at Tennessee												
ALABAMA												
MISSOURI												
SOUTH CAROLINA												
at LSU												

CAREER HIGHS

Points	18	vs. Florida	12/31/17
Rebounds	10	vs. UL-Lafayette	11/25/18
Assists	4	at Ole Miss	2/16/17
Blocks	2	at LSU	1/18/18
Steals	3	3x; last vs. Alabama	1/28/18
Field Goals	6	4x; last vs. Oklahoma	12/2/18
Field Goal Attempts	15	vs. Nicholls State	11/9/18
3-Point Field Goals	4	4x; last vs. Oklahoma	12/2/18
3-Point FG Attempts	9	2x; last vs. Oklahoma	12/2/18
Free Throws	4	vs. Alabama	1/28/18
Free Throw Attempts	5	at Missouri	1/26/17

JONES' CAREER STATISTICS (at Auburn)

Season	gp-gs	min/avg	Total		3-Point		F-Throws		Rebounds				Scoring							
			fg-fga	pct	fg-fga	pct	ft-fa	pct	off	def	tot	avg	pf	fo	ast	to	blk	stl	pts	avg
2016-17	31-0	278/9.0	25-76	.329	11-42	.262	23-30	.767	16	24	40	1.3	28	0	13	18	2	12	84	2.7
2017-18	29-16	660/22.8	49-146	.336	29-98	.296	19-24	.792	41	52	93	3.2	75	4	16	39	2	32	146	5.0
2018-19	7-7	223/31.9	32-79	.405	18-49	.367	6-7	.857	15	26	41	5.9	16	0	16	20	2	10	88	12.6
TOTAL	67-23	1161/17.3	106-301	.352	58-189	.307	48-61	.787	72	102	174	2.6	119	4	45	77	6	54	318	4.7



Kiyae' WHITE

#10

Redshirt Freshman • Forward • 6-2

Macungie, Pa.

Emmaus HS

- Made first collegiate appearance vs. Grambling (11/6); had 3 points, 4 rebounds in 12 minutes of action
- Redshirted 2017-18 season due to injury
- Ranked as No. 20 forward nationally out of high school
- Three brothers all played football at West Virginia; brother, Kevin White, plays for Chicago Bears

SEASON/CAREER HIGHS

Points	3	vs. Grambling	11/6/18
Rebounds	4	vs. Grambling	11/6/18
Assists	2	3x; last at XULA	11/28/18
Blocks			
Steals			
Field Goals	1	3x; last vs. Oklahoma	12/2/18
Field Goal Attempts	3	2x; last at XULA	11/28/18
3-Point Field Goals			
3-Point FG Attempts			
Free Throws	1	vs. Grambling	11/6/18
Free Throw Attempts	2	vs. Grambling	11/6/18

Opponent	Start	Min.	FG-A	3PT-A	FT-A	O-D-T	PF	Ast.	TO	Blk.	St.	Pts.
GRAMBLING STATE		12	1-2	0-0	1-2	2-2-4	1	2	1	0	0	3
NICHOLLS STATE		11	1-3	0-0	0-0	0-0-0	1	2	1	0	0	2
at New Mexico		1	0-1	0-0	0-0	1-0-1	0	0	0	0	0	0
at Iowa State		2	0-0	0-0	0-0	0-0-0	0	0	0	0	0	0
LOUISIANA-LAFAYETTE		6	0-1	0-0	0-0	0-0-0	0	0	1	0	0	0
at Xavier (La.)		14	0-3	0-0	0-0	2-1-3	2	2	1	0	0	0
OKLAHOMA		3	1-2	0-0	0-0	1-0-1	1	0	0	0	0	2
at St. Joseph's												
SAMFORD												
vs. Coastal Carolina												
vs. North Carolina												
at Elon												
ALABAMA STATE												
TENNESSEE												
at Florida												
at Alabama												
MISSISSIPPI STATE												
at Vanderbilt												
TEXAS A&M												
at Missouri												
at Ole Miss												
GEORGIA												
KENTUCKY												
at Arkansas												
at Tennessee												
ALABAMA												
MISSOURI												
SOUTH CAROLINA												
at LSU												

WHITE'S CAREER STATISTICS

Season	gp-gs	min/avg	Total		3-Point		F-Throws		Rebounds				Scoring							
			fg-fga	pct	fg-fga	pct	ft-fa	pct	off	def	tot	avg	pf	fo	ast	to	blk	stl	pts	avg
2018-19	7-0	50/7.1	3-12	.250	0-0	.000	1-2	.500	6	3	9	1.3	5	0	6	4	0	0	7	1.0
TOTAL	7-0	50/7.1	3-12	.250	0-0	.000	1-2	.500	6	3	9	1.3	5	0	6	4	0	0	7	1.0



Unique THOMPSON

#20

Freshman • Forward • 6-3

Theodore, Ala.

****2018 SEC All-Freshman Team****

Faith Academy

• 2018-19 Preseason All-SEC; 2018 SEC All-Freshman Team

- Has 5 double-doubles in 7 games so far in 2018-19; 12 career double-doubles ranks 12th all-time at Auburn
- SEC's second-leading rebounder with 13.4/game; ranks 6th nationally
- Career-high 19 rebounds with 19 points for second double-double of season at New Mexico (11/9)
- Started 27 games as a freshman; was Auburn's third-leading scorer with 11.5 points/game
- Led Auburn and all SEC freshmen with 8.4 rebounds/game; seventh-best among all SEC players
- Had 7 double-doubles as freshman, tying DeWanna Bonner for the Auburn freshman record
- Her 29 points at UL-Lafayette were 2nd most ever by Auburn freshman, most since Becky Jackson had 38 in 1980
- Became first Auburn freshman since Katie Frerking in 2013 to earn start in first collegiate game; had 9 points and season-high 16 rebounds at VT

SEASON HIGHS

Points	19	2x; last at Iowa State	11/13/18
Rebounds	19	at New Mexico	11/11/18
Assists	3	vs. Oklahoma	12/2/18
Blocks	2	3x; last at Iowa State	11/13/18
Steals	4	2x; last vs. UL-Lafayette	11/25/18
Field Goals	7	3x; last vs. UL-Lafayette	11/25/18
Field Goal Attempts	13	at New Mexico	11/11/18
3-Point Field Goals			
3-Point FG Attempts			
Free Throws	6	vs. Oklahoma	12/2/18
Free Throw Attempts	9	at Iowa State	11/13/18

Opponent	Start	Min.	FG-A	3PT-A	FT-A	O-D-T	PF	Ast.	TO	Blk.	St.	Pts.
GRAMBLING STATE	*	27	5-8	0-0	4-6	3-10-13	4	1	2	2	1	14
NICHOLLS STATE	*	24	3-7	0-0	0-0	1-9-10	4	1	3	2	4	6
at New Mexico	*	35	7-13	0-0	5-7	8-11-19	1	0	4	1	1	19
at Iowa State	*	36	7-11	0-0	5-9	4-10-14	3	2	2	2	1	19
LOUISIANA-LAFAYETTE	*	31	7-12	0-0	2-5	3-10-13	3	0	4	1	4	16
at Xavier (La.)	*	24	6-10	0-0	3-4	3-5-8	2	0	1	1	3	15
OKLAHOMA	*	30	4-7	0-0	6-8	5-12-17	1	3	3	0	1	14
at St. Joseph's												
SAMFORD												
vs. Coastal Carolina												
vs. North Carolina												
at Elon												
ALABAMA STATE												
TENNESSEE												
at Florida												
at Alabama												
MISSISSIPPI STATE												
at Vanderbilt												
TEXAS A&M												
at Missouri												
at Ole Miss												
GEORGIA												
KENTUCKY												
at Arkansas												
at Tennessee												
ALABAMA												
MISSOURI												
SOUTH CAROLINA												
at LSU												

CAREER HIGHS

Points	29	at Louisiana-Lafayette	12/8/17
Rebounds	19	at New Mexico	11/11/18
Assists	3	4x; last vs. Oklahoma	12/2/18
Blocks	6	vs. Louisiana Tech	11/19/17
Steals	4	2x; last vs. UL-Lafayette	11/25/18
Field Goals	11	2x; last vs. Texas A&M	1/7/18
Field Goal Attempts	16	vs. Florida	12/31/17
3-Point Field Goals			
3-Point FG Attempts			
Free Throws	7	at Louisiana-Lafayette	12/8/17
Free Throw Attempts	9	at Iowa State	11/13/18

THOMPSON'S CAREER STATISTICS

Season	gp-gs	min/avg	Total		3-Point		F-Throws		Rebounds				Scoring							
			fg-fga	pct	fg-fga	pct	ft-fga	pct	off	def	tot	avg	pf	fo	ast	to	blk	stl	pts	avg
2017-18	27-26	811/30.0	131-271	.483	0-0	.000	49-87	.563	112	115	227	8.4	63	0	28	66	21	32	311	11.5
2018-19	7-7	206/29.4	39-68	.574	0-0	.000	25-39	.641	27	67	94	13.4	18	0	7	19	9	15	103	14.7
TOTAL	34-33	1017/29.9	170-339	.501	0-0	.000	74-126	.587	139	182	321	9.4	81	0	35	85	30	47	414	12.2



Crystal PRIMM

#23

Redshirt Junior • Guard • 5-11

West Palm Beach, Fla.

Oxbridge Academy / Duke

- 10 points, 6 rebounds in win at New Mexico (11/11)
- Career-high 5 steals along with 8 points, 4 rebounds, 4 assists vs. Nicholls State (11/9)
- Scored 15 points in 22 minutes in Auburn debut vs. Grambling (11/6)
- Enrolled at Auburn in summer of 2017; redshirted 2017-18 season after transferring from Duke
- Played in 33 games off the bench as sophomore at Duke; averaged 2.5 points, 1.6 rebounds
- Started 14 games as freshman, averaging 4.6 points, 2.6 rebounds; career-high 15 points at Kentucky

SEASON HIGHS

Points		
15	vs. Grambling	11/6/18
Rebounds		
6	at New Mexico	11/11/18
Assists		
4	vs. Nicholls State	11/9/18
Blocks		
1	2x; last vs. Oklahoma	12/2/18
Steals		
5	vs. Nicholls State	11/9/18
Field Goals		
6	2x; last vs. Oklahoma	12/2/18
Field Goal Attempts		
11	vs. Oklahoma	12/2/18
3-Point Field Goals		
3-Point FG Attempts		
1	3x; last vs. UL-Lafayette	11/25/18
Free Throws		
4	2x; last at XULA	11/28/18
Free Throw Attempts		
6	at XULA	11/28/18

Opponent	Start	Min.	FG-A	3PT-A	FT-A	0-D-T	PF	Ast.	TO	Blk.	St.	Pts.
GRAMBLING STATE	*	22	6-8	0-1	3-3	4-0-4	5	0	4	0	0	15
NICHOLLS STATE	*	27	4-9	0-1	0-0	2-2-4	2	4	3	0	5	8
at New Mexico	*	32	3-7	0-0	4-4	2-4-6	2	1	1	0	1	10
at Iowa State	*	34	3-7	0-1	1-2	0-1-1	2	0	2	1	0	7
LOUISIANA-LAFAYETTE	*	24	4-8	0-1	1-1	0-2-2	4	1	3	0	2	9
at Xavier (La.)	*	24	0-1	0-0	4-6	1-1-2	3	1	1	0	1	4
OKLAHOMA	*	26	6-11	0-0	2-3	2-1-3	4	1	2	1	3	14
at St. Joseph's												
SAMFORD												
vs. Coastal Carolina												
vs. North Carolina												
at Elon												
ALABAMA STATE												
TENNESSEE												
at Florida												
at Alabama												
MISSISSIPPI STATE												
at Vanderbilt												
TEXAS A&M												
at Missouri												
at Ole Miss												
GEORGIA												
KENTUCKY												
at Arkansas												
at Tennessee												
ALABAMA												
MISSOURI												
SOUTH CAROLINA												
at LSU												

CAREER HIGHS (incl. 2 years @ Duke)

Points		
15	2x; last vs. Grambling	11/6/18
Rebounds		
6	4x; last at New Mexico	11/11/18
Assists		
4	2x; last vs. Nicholls State	11/9/18
Blocks		
Steals		
5	vs. Nicholls State	11/9/18
Field Goals		
6	3x; last vs. Oklahoma	12/2/18
Field Goal Attempts		
11	vs. Oklahoma	12/2/18
3-Point Field Goals		
3-Point FG Attempts		
1	4x; last vs. UL-Lafayette	11/25/18
Free Throws		
6	at North Carolina	2/28/16
Free Throw Attempts		
6	3x; last at XULA	11/28/18

PRIMM'S CAREER STATISTICS (at Auburn)

Season	gp-gs	min/avg	Total		3-Point		F-Throws		Rebounds				Scoring							
			fg-fga	pct	fg-fga	pct	ft-fta	pct	off	def	tot	avg	pf	fo	ast	to	blk	stl	pts	avg
2018-19	7-7	187/26.7	26-51	.510	0-4	.000	15-19	.789	11	11	22	3.1	22	1	8	16	2	12	67	9.6
TOTAL	7-7	187/26.7	26-51	.510	0-4	.000	15-19	.789	11	11	22	3.1	22	1	8	16	2	12	67	9.6



Erin HOWARD

#24

Freshman • Guard/Forward • 6-1

Madison, Wis.

Madison East HS

- Had steal-and-score at end of 1st half vs. Oklahoma to give Auburn 14-point halftime lead; finished with 4 points, 4 rebounds, 3 assists (12/2)
- Hit first two career 3-pointers, including buzzer-beater at end of 3rd quarter, in win over New Mexico (11/11); finished with 8 points
- Played 11 minutes in first collegiate game vs. Grambling; finished with 2 points, 3 rebounds, 2 steals (11/6)
- Ranked as No. 21 forward nationally by ESPN HoopGurlz
- Named to USA Today All-Wisconsin First Team
- Averaged 17.4 points, 11.1 rebounds, 3.9 assists as high school senior
- First Auburn women's basketball player from state of Wisconsin

SEASON HIGHS

Points	8	at New Mexico	11/11/18
Rebounds	4	vs. Oklahoma	12/2/18
Assists	3	vs. Oklahoma	12/2/18
Blocks	1	2x; last at XULA	11/28/18
Steals	2	2x; last vs. Nicholls State	11/9/18
Field Goals	2	3x; last vs. Oklahoma	12/2/18
Field Goal Attempts	6	at XULA	11/28/18
3-Point Field Goals	2	at New Mexico	11/11/18
3-Point FG Attempts	5	at XULA	11/28/18
Free Throws	2	at New Mexico	11/11/18
Free Throw Attempts	2	at New Mexico	11/11/18

Opponent	Start	Min.	FG-A	3PT-A	FT-A	O-D-T	PF	Ast.	TO	Blk.	St.	Pts.
GRAMBLING STATE		11	1-4	0-2	0-0	2-1-3	1	1	0	0	2	2
NICHOLLS STATE		11	0-2	0-2	0-0	0-2-2	1	0	0	1	2	0
at New Mexico		20	2-4	2-3	2-2	0-1-1	2	1	1	1	0	8
at Iowa State		8	0-1	0-1	0-0	0-0-0	2	1	1	0	0	0
LOUISIANA-LAFAYETTE						--DNP--						
at Xavier (La.)		12	2-6	1-5	0-0	0-0-0	2	1	1	1	0	5
OKLAHOMA		11	2-4	0-1	0-0	2-2-4	1	3	0	0	1	4
at St. Joseph's												
SAMFORD												
vs. Coastal Carolina												
vs. North Carolina												
at Elon												
ALABAMA STATE												
TENNESSEE												
at Florida												
at Alabama												
MISSISSIPPI STATE												
at Vanderbilt												
TEXAS A&M												
at Missouri												
at Ole Miss												
GEORGIA												
KENTUCKY												
at Arkansas												
at Tennessee												
ALABAMA												
MISSOURI												
SOUTH CAROLINA												
at LSU												

HOWARD'S CAREER STATISTICS

Season	gp-gs	min/avg	Total		3-Point		F-Throws		Rebounds				Scoring							
			fg-fga	pct	fg-fga	pct	ft-fta	pct	off	def	tot	avg	pf	fo	ast	to	blk	stl	pts	avg
2018-19	6-0	75/12.5	7-21	.333	3-14	.214	2-2	1.000	4	6	10	1.7	9	0	7	3	3	5	19	3.2
TOTAL	6-0	75/12.5	7-21	.333	3-14	.214	2-2	1.000	4	6	10	1.7	9	0	7	3	3	5	19	3.2



Janiah McKAY

#33

Senior • Guard • 5-6

Gainesville, Fla.

Gainesville HS

• 2018 Preseason All-SEC Second Team

- Currently 2nd in SEC with 5.7 assists/game
- Named to Preseason WNIT All-Tournament Team; averaged 15.6 points, 5.3 assists in the tournament
- Season-high 19 points, 5 rebounds in win at New Mexico (11/11)
- Recorded second career double-double with 16 points, 10 assists in season-opener vs. Grambling (11/6)
- Led Auburn with 16.6 points, 4.4 assists per game as a junior; also Auburn's leading free throw shooter at 82.8% (130-157)
- Scored 25+ points in three straight games in '18 (TAMU, SC, Arkansas), first Auburn player since DeWanna Bonner (2009) to accomplish that feat
- Matched career-high with 29 points along with 5 assists and 5 steals in win over Louisiana Tech (11/19); also had 29 vs. UT and Alabama in 2016-17

SEASON HIGHS

Points	19	at New Mexico	11/11/18
Rebounds	5	2x; last at Iowa State	11/13/18
Assists	10	vs. Grambling	11/6/18
Blocks	2	vs. Grambling	11/6/18
Steals	3	4x; last vs. UL-Lafayette	11/25/18
Field Goals	6	2x; last at New Mexico	11/11/18
Field Goal Attempts	14	at Iowa State	11/13/18
3-Point Field Goals	3	at Iowa State	11/13/18
3-Point FG Attempts	5	at Iowa State	11/13/18
Free Throws	6	at New Mexico	11/11/18
Free Throw Attempts	6	at New Mexico	11/11/18

Opponent	Start	Min.	FG-A	3PT-A	FT-A	O-D-T	PF	Ast.	TO	Blk.	St.	Pts.
GRAMBLING STATE	*	28	6-8	2-2	2-2	0-2-2	3	10	1	2	3	16
NICHOLLS STATE	*	31	5-12	0-2	4-4	0-3-3	4	7	2	0	3	14
at New Mexico	*	39	6-12	1-1	6-8	1-4-5	2	6	2	0	3	19
at Iowa State	*	36	5-14	3-5	1-2	0-5-5	4	3	4	0	1	14
LOUISIANA-LAFAYETTE	*	34	4-10	1-3	4-4	1-1-2	3	6	5	0	3	13
at Xavier (La.)	*	27	4-7	0-2	1-3	0-0-0	0	7	4	0	2	9
OKLAHOMA	*	29	3-11	0-2	0-0	1-0-1	4	1	1	0	1	6
at St. Joseph's												
SAMFORD												
vs. Coastal Carolina												
vs. North Carolina												
at Elon												
ALABAMA STATE												
TENNESSEE												
at Florida												
at Alabama												
MISSISSIPPI STATE												
at Vanderbilt												
TEXAS A&M												
at Missouri												
at Ole Miss												
GEORGIA												
KENTUCKY												
at Arkansas												
at Tennessee												
ALABAMA												
MISSOURI												
SOUTH CAROLINA												
at LSU												

CAREER HIGHS

Points	29	3x; last vs. Louisiana Tech	11/19/17
Rebounds	8	vs. North Carolina A&T	11/16/17
Assists	13	vs. Ole Miss	1/8/17
Blocks	2	vs. Grambling	11/6/18
Steals	6	2x; last vs. Xavier (La.)	12/28/17
Field Goals	11	4x; last at Mississippi State	2/22/18
Field Goal Attempts	25	vs. Alabama	2/20/17
3-Point Field Goals	5	at Towson	12/20/15
3-Point FG Attempts	9	at Towson	12/20/15
Free Throws	12	vs. Arkansas	1/14/18
Free Throw Attempts	14	2x; last vs. Arkansas	1/14/18

McKAY'S CAREER STATISTICS

Season	gp-gs	min/avg	Total		3-Point		F-Throws		Rebounds				Scoring							
			fg-fga	pct	fg-fga	pct	ft-fa	pct	off	def	tot	avg	pf	fo	ast	to	blk	stl	pts	avg
2015-16	33-19	894/27.1	104-285	.365	28-100	.280	69-101	.683	17	48	65	2.0	72	1	76	119	4	43	305	9.2
2016-17	32-32	906/28.3	145-397	.365	14-63	.222	110-148	.743	11	50	61	1.9	63	1	109	73	0	43	414	12.9
2017-18	29-28	936/32.3	168-419	.401	14-57	.246	130-157	.828	14	87	101	3.5	62	2	129	96	1	68	480	16.6
2018-19	7-7	225/32.1	33-74	.446	7-17	.412	18-23	.783	3	15	18	2.6	20	0	40	19	2	16	91	13.0
TOTAL	101-86	2961/29.3	450-1175	.383	63-237	.266	327-429	.762	45	200	245	2.4	217	4	354	307	7	170	1290	12.8



Natalie KELLY

#35

Freshman • Forward • 6-3

Albany, La.

Albany HS

- Played 3 minutes in collegiate debut vs. Grambling; had 1 points, 1 rebound (11/6)
- Ranked as No. 38 post player in nation, according to ESPN HoopGurlz
- Averaged 17.1 points, 12.1 rebounds, 3.3 steals as high school senior
- Set school record for single-season rebounds with 379 as a junior

SEASON/CAREER HIGHS

Points	2	vs. UL-Lafayette	11/25/18
Rebounds	1	vs. Grambling	11/6/18
Assists			
Blocks	1	vs. UL-Lafayette	11/25/18
Steals	1	at XULA	11/28/18
Field Goals	1	vs. UL-Lafayette	11/25/18
Field Goal Attempts	2	vs. UL-Lafayette	11/25/18
3-Point Field Goals			
3-Point FG Attempts			
Free Throws	1	2x; last at XULA	11/28/18
Free Throw Attempts	2	3x; last at XULA	11/28/18

Opponent	Start	Min.	FG-A	3PT-A	FT-A	O-D-T	PF	Ast.	TO	Blk.	St.	Pts.
GRAMBLING STATE		3	0-0	0-0	1-2	1-0-1	0	0	3	0	0	1
NICHOLLS STATE						--DNP--						
at New Mexico						--DNP--						
at Iowa State						--DNP--						
LOUISIANA-LAFAYETTE	4		1-2	0-0	0-2	0-0-0	0	0	0	1	0	2
at Xavier (La.)	7		0-1	0-0	1-2	0-0-0	1	0	1	0	1	1
OKLAHOMA	1		0-0	0-0	0-0	0-0-0	0	0	0	0	0	0
at St. Joseph's												
SAMFORD												
vs. Coastal Carolina												
vs. North Carolina												
at Elon												
ALABAMA STATE												
TENNESSEE												
at Florida												
at Alabama												
MISSISSIPPI STATE												
at Vanderbilt												
TEXAS A&M												
at Missouri												
at Ole Miss												
GEORGIA												
KENTUCKY												
at Arkansas												
at Tennessee												
ALABAMA												
MISSOURI												
SOUTH CAROLINA												
at LSU												

KELLY'S CAREER STATISTICS

Season	gp-gs	min/avg	Total		3-Point		F-Throws		Rebounds				Scoring							
			fg-fga	pct	fg-fga	pct	ft-fta	pct	off	def	tot	avg	pf	fo	ast	to	blk	stl	pts	avg
2018-19	4-0	15/3.8	1-3	.333	0-0	.000	2-6	.333	2	0	2	0.5	1	0	0	4	1	1	4	1.0
TOTAL	4-0	15/3.8	1-3	.333	0-0	.000	2-6	.333	2	0	2	0.5	1	0	0	4	1	1	4	1.0

Game 1: Nov. 6, 2018 Auburn 97, Grambling 48

Auburn Arena Auburn, Ala.

Official Basketball Box Score -- Game Totals -- Final Statistics
Grambling State vs Auburn
11/06/18 5:30 pm at Auburn Arena -- Auburn, Ala.

Grambling State 48 • 0-1

#	Player	Total			3-Ptr			Rebounds			PF	TP	A	T	Bk	Stl	Min
		FG	FGA	FT	FTA	FG	FGA	FT	FTA	Off							
17	CONNALLY-BANKS, M	1-5	0-0	0-0	1	1	2	3	2	1	0	0	2	0	0	17	
02	HILL, Shaqya	1-5	0-3	8-12	2	4	6	3	18	5	4	0	3	34	34		
11	WILLIAMS, Ariel	2-6	1-2	0-0	0	2	3	5	0	4	0	1	20	20			
22	COLEMAN, Justice	5-11	0-1	0-0	1	1	2	3	4	0	0	0	1	29			
23	VANCEY, Mylshia	1-5	0-1	2-2	2	2	2	4	1	2	0	0	0	22			
03	FORTE, Jasmine	1-5	0-1	0-0	0	0	0	1	2	1	0	0	0	17			
03	PARSONS, Takerria	0-1	0-0	1-2	0	1	1	0	1	0	0	0	0	8			
05	BODY, Markisha	1-4	1-3	2-2	2	2	0	5	0	0	0	0	0	10			
15	PARAMORE, Candice	0-2	0-1	0-0	1	2	3	0	0	1	2	0	1	7			
21	LONDONO, Catryn	1-5	0-1	0-0	0	0	0	1	2	0	4	0	1	21			
32	HENDERSON, Hannah	1-1	1-1	2-2	0	1	1	3	5	0	1	0	1	15			
Totals		15-58	3-15	15-20	13	13	20	48	9	30	0	10	200				

1st FG %:	41.3	38.8%	2nd:	41.3	38.8%	3rd:	61.5	40.0%	4th:	61.2	50.0%	Game:	20.53	37.7%	Deadball	
3FG %:	0.0	0.0%	FT %:	67.7	60.0%	Reb %:	1.5	25.0%	PF:	11	100.0%	TP:	11	100.0%	Rebounds	
FT %:	2.1	52.0%	Reb %:	11	100.0%	Reb %:	11	100.0%	Reb %:	11	100.0%	Reb %:	11	100.0%	Reb %:	11

Auburn 97 • 1-0

#	Player	Total			3-Ptr			Rebounds			PF	TP	A	T	Bk	Stl	Min
		FG	FGA	FT	FTA	FG	FGA	FT	FTA	Off							
20	Unique Thompson	5-8	0-0	4-6	3	10	13	4	14	1	2	2	1	27			
00	Daisa Alexander	6-14	1-6	0-0	2	6	8	1	13	3	3	0	0	35			
05	Emari Jones	5-13	3-9	0-0	3	5	8	1	13	3	0	0	2	28			
23	Crystal Primm	6-8	0-1	3-3	4	0	4	5	12	0	4	0	0	22			
33	Janiah McKay	6-8	2-2	2-2	0	2	2	3	16	1	2	3	28				
01	Robyn Benton	6-12	3-8	1-2	0	1	1	0	16	3	1	1	3	24			
04	Abigayle Jackson	2-2	0-0	0-0	3	2	5	2	4	1	0	1	0	10			
10	Kiyae' White	1-2	0-0	1-2	2	2	4	1	3	2	1	0	0	12			
24	Erin Howard	1-4	0-2	0-0	2	3	1	2	1	0	0	2	11				
35	Natalie Kelly	0-0	0-0	1-2	1	0	1	0	0	0	3	0	0	3			
Totals		38-71	9-28	12-17	20	43	53	18	97	24	18	6	11	200			

1st FG %:	9.19	47.4%	2nd:	71.3	53.8%	3rd:	10.18	55.6%	4th:	12.21	57.1%	Game:	38.71	53.3%	Deadball	
3FG %:	2.1	28.6%	FT %:	67.7	60.0%	Reb %:	1.5	25.0%	PF:	11	100.0%	TP:	11	100.0%	Rebounds	
FT %:	6.5	66.3%	Reb %:	11	100.0%	Reb %:	11	100.0%	Reb %:	11	100.0%	Reb %:	11	100.0%	Reb %:	11

Officials: Mark Zentz, Billy Smith, Carmen Portomoral
Technical fouls: Grambling State-None, Auburn-None.
Attendance: 1657

Score by periods	1st	2nd	3rd	4th	Total
Grambling State	15	5	16	12	48
Auburn	26	18	24	29	97

Last FG - GRAMWBS 4th-00:35, AU 4th-00:09.
Largest lead - GRAMWBS by 4 1st-08:38, AU by 49 4th-00:09.
GRAMWBS led for 02:56, AU led for 36:47. Game was tied for 00:17.

Game 2: Nov. 9, 2018 Auburn 80, Nicholls State 59

Auburn Arena Auburn, Ala.

Preseason WNIT - Round 1

Official Basketball Box Score -- Game Totals -- Final Statistics
Nicholls vs Auburn
11/09/18 6:00 pm at Auburn Arena -- Auburn, Ala.

Nicholls 59 • 0-2

#	Player	Total			3-Ptr			Rebounds			PF	TP	A	T	Bk	Stl	Min
		FG	FGA	FT	FTA	FG	FGA	FT	FTA	Off							
33	Washington, Bryanna	0-2	0-0	0-0	1	4	5	2	0	0	1	0	0	28			
05	Hamilton, Airl	2-5	1-2	2-2	0	4	4	2	7	5	2	0	1	33			
13	Heinemann, Kinzie	3-6	3-5	0-0	0	1	1	9	2	3	0	0	29				
20	Barros, Cassidy	6-11	2-5	0-0	6	8	11	2	20	4	5	0	2	40			
32	Collins, Destiny	5-16	2-7	1-1	0	1	1	13	2	6	0	0	3	27			
01	Wilson, Bree	0-2	0-2	0-0	0	1	1	0	0	0	0	0	0	7			
11	Mann, Adrian	1-4	1-5	1-4	1	2	0	0	1	4	2	4	0	16			
15	Bowie, Lauryn	3-4	0-0	0-0	0	0	0	4	6	0	0	0	0	10			
22	Johnson, Loan-Anh	0-1	0-0	0-0	0	0	0	0	0	0	2	0	0	5			
25	Ezechukwu, Chrystal	0-1	0-0	0-0	0	1	0	1	0	0	0	0	1	5			
Totals		20-53	9-24	10-11	6	22	28	14	59	16	24	0	7	200			

1st FG %:	41.3	38.8%	2nd:	41.3	38.8%	3rd:	61.5	40.0%	4th:	61.2	50.0%	Game:	20.53	37.7%	Deadball	
3FG %:	2.7	28.6%	FT %:	67.7	60.0%	Reb %:	1.5	25.0%	PF:	11	100.0%	TP:	11	100.0%	Rebounds	
FT %:	6.0	60.0%	Reb %:	11	100.0%	Reb %:	11	100.0%	Reb %:	11	100.0%	Reb %:	11	100.0%	Reb %:	11

Auburn 80 • 2-0

#	Player	Total			3-Ptr			Rebounds			PF	TP	A	T	Bk	Stl	Min
		FG	FGA	FT	FTA	FG	FGA	FT	FTA	Off							
20	Unique Thompson	3-7	0-0	0-0	1	9	10	4	6	1	3	2	4	24			
00	Daisa Alexander	7-12	2-5	4-5	3	2	5	0	20	1	1	0	2	31			
05	Emari Jones	6-15	1-5	2-2	3	5	8	1	15	3	2	1	31				
23	Crystal Primm	4-9	0-1	0-0	2	2	4	2	8	4	3	0	5	27			
33	Janiah McKay	5-12	0-2	4-4	0	3	3	4	14	7	2	0	3	31			
01	Robyn Benton	4-8	1-3	0-0	0	1	1	3	9	0	1	0	1	18			
04	Abigayle Jackson	2-3	0-0	2-2	4	2	6	1	6	1	3	0	0	16			
10	Kiyae' White	1-3	0-0	0-0	0	0	0	0	2	2	1	0	0	11			
24	Erin Howard	0-2	0-2	0-0	0	2	2	1	0	0	0	1	2	11			
Totals		32-71	4-18	12-13	14	28	42	17	80	19	16	5	18	200			

1st FG %:	61.7	41.3%	2nd:	71.3	53.8%	3rd:	11.19	57.9%	4th:	62.2	27.3%	Game:	32.71	45.1%	Deadball	
3FG %:	2.7	28.6%	FT %:	67.7	60.0%	Reb %:	1.5	25.0%	PF:	11	100.0%	TP:	11	100.0%	Rebounds	
FT %:	6.0	60.0%	Reb %:	11	100.0%	Reb %:	11	100.0%	Reb %:	11	100.0%	Reb %:	11	100.0%	Reb %:	11

Officials: Neerita Williams, David Jenkins, Simone Redd
Technical fouls: Nicholls-None, Auburn-None.
Attendance: 2316
Preseason WNIT - First Round

Score by periods	1st	2nd	3rd	4th	Total
Nicholls	10	16	17	16	59
Auburn	23	14	27	16	80

Last FG - NICH 4th-00:29, AU 4th-00:48.
Largest lead - NICH None, AU by 29 4th-00:21.
NICH led for 00:00, AU led for 29:45. Game was tied for 00:14.

Game 3: Nov. 11, 2018 Auburn 79, New Mexico 76

The Pit Albuquerque, N.M.

Preseason WNIT - Quarterfinal

Official Basketball Box Score -- Game Totals -- Final Statistics
Auburn vs New Mexico
11/11/18 2:00 pm at Albuquerque, N.M. - The Pit

Auburn 79 • 3-0

#	Player	Total			3-Ptr			Rebounds			PF	TP	A	T	Bk	Stl	Min
		FG	FGA	FT	FTA	FG	FGA	FT	FTA	Off							
20	Unique Thompson	7-13	0-0	5-7	8	11	19	1	19	0	4	1	1	35			
00	Daisa Alexander	6-16	4-4	2-4	1	3	4	14	0	2	0	0	3	28			
05	Emari Jones	2-10	1-8	0-0	1	1	2	5	2	6	0	0	1	24			
23	Crystal Primm	3-7	0-0	4-4	2	4	2	10	1	0	1	0	1	32			
33	Janiah McKay	6-12	1-1	6-8	1	4	5	2	19	6	2	0	0	39			
01	Robyn Benton	1-4	0-1	0-0	0	1	1	2	2	1	0	1	1	18			
04	Abigayle Jackson	1-1	0-0	0-0	0	0	0	3	2	0	0	0	0	4			
10	Kiyae' White	0-1	0-0	0-0	0	1	0	0	0	0	0	0	0	0			
24	Erin Howard	2-4	2-2	0-0	1	1	2	8	1	1	1	0	0	20			
Team		0-3		6-6	0-0		0-0		0-0		0-0		0-0		0-0		
Totals		28-68	4-17	19-25	17	28	45	18	79	11	17	2	10	201			

1st FG %:	62.1	38.2%	2nd:	41.3	38.8%	3rd:	9.18	50.0%	4th:	9.16	56.3%	Game:	28.68	41.2%	Deadball
3FG %:	0.0	0.0%	FT %:	67.7	60.0%	Reb %:	1.5	25.0%	PF:	11	100.0%	TP:	11	100.0%	Rebounds
FT %:	8.12	60.7%	Reb %:	11	100.0%	Reb %:	11	100.0%	Reb %:	11	100.0%	Reb %:			

Game 4: Nov. 13, 2018

Iowa State 67, Auburn 64

Hilton Coliseum Ames, Iowa

Preseason WNIT - Semifinal

Official Basketball Box Score -- Game Totals -- Final Statistics
Auburn vs Iowa State
11/13/18 6:35 p.m. at Hilton Coliseum - Ames, Iowa

Auburn 64 • 3-1		Total		3-Ptr		Rebounds		FT-FTA		Off Def Tot		PF TP		A TO Blk Stl		Min	
#	Player	FG	FGA	FT	FTA	Off	Def	PF	TP	A	TO	Blk	Stl	Min			
00	Daisa Alexander	2-5	0-3	0-0	0	2	2	4	4	1	2	0	2	22			
05	Emari Jones	4-9	4-8	3-4	3	4	7	4	15	3	2	0	1	39			
20	Unique Thompson	4	7-11	0-0	5-9	4	10	3	19	2	2	2	1	36			
23	Crystal Primm	3-7	1-1	1-2	0	1	2	0	17	0	2	1	0	34			
33	Janiah McKay	5-14	3-5	1-2	0	5	4	14	3	4	0	1	1	36			
01	Robyn Benton	1-6	1-5	0-0	0	0	1	3	0	2	0	0	1	19			
04	Abigailie Jackson	1-3	0-1	0-0	0	1	2	0	0	0	0	0	4				
10	Kiyae' White	0-0	0-0	0-0	0	0	0	0	0	0	0	0	2				
24	Erin Howard	1-1	0-1	0-0	0	0	2	0	1	1	0	0	8				
Team																	
Totals		23-56	8-24	10-17	9	27	32	64	10	16	3	6	200				

1st: FG %: 7-14 50.0% 2nd: 7-13 53.8% 3rd: 5-13 38.5% 4th: 6-16 37.5% Game: 23-56 41.5% Deadball Rebounds: 3-4 25.0% 2-5 40.0% 1-7 14.3% 4-8 50.0% 8-24 33.3% 3-4 75.0% 4-6 66.7% 6-8 75.0% 4-8 50.0% 10-17 58.8% 5

Iowa State 67 • 3-0		Total		3-Ptr		Rebounds		FT-FTA		Off Def Tot		PF TP		A TO Blk Stl		Min	
#	Player	FG	FGA	FT	FTA	Off	Def	PF	TP	A	TO	Blk	Stl	Min			
01	Wise, Madison	5-15	3-10	0-0	0	7	1	13	1	3	0	1	40				
21	Carlton, Bridget	4-10	1-5	6-10	5	8	13	0	15	8	2	2	40				
24	Joens, Ashley	6-16	5-12	1-2	0	2	3	18	0	2	1	1	33				
32	Burkhal, Meredith	5-8	0-0	0-2	6	2	8	4	10	0	2	0	30				
33	Middleton, Alexa	2-7	0-2	0-0	0	1	0	4	4	2	0	1	26				
04	Johnson, Rae	0-1	0-1	1-2	0	1	1	1	0	1	0	0	15				
10	Washington, Nia	0-1	0-1	0-0	0	0	0	0	0	0	1	0	1				
13	Camber, Adriana	0-1	0-1	1-2	0	0	0	0	1	0	0	0	4				
15	Nazzerwa, Ines	1-2	0-0	3-6	2	3	5	3	5	0	1	0	6				
25	Scott, Kristin	0-1	0-0	0-0	1	0	1	0	0	0	0	0	1				
Team																	
Totals		23-62	9-32	12-24	16	26	42	13	67	13	5	0	8	200			

1st: FG %: 11-23 47.8% 2nd: 6-15 40.0% 3rd: 6-16 37.5% 4th: 5-12 41.7% Game: 23-62 37.1% Deadball Rebounds: 3-4 25.0% 2-4 50.0% 3-5 60.0% 12-24 50.0% 3-8 37.5% 12-24 50.0% 8

Officials: Brian Hall, Bryan Entlerline, Amy Bonner
Technical fouls: Auburn-None, Iowa State-None.
Attendance: 9274
Preseason WNIT - Semifinal
Score by periods: 1st 2nd 3rd 4th Total
Iowa State 18 20 7 19 64
Auburn 13 16 16 22 67
In Points Off 2nd Fast
AU 20 19 7 2 55
ISU 26 19 14 2 7

1st FG - AU 4th-00:41, ISU 4th-00:09.
Largest lead - AU by 15, 2nd-02:26, ISU by 10 4th-02:21.
AU led for 28:59, ISU led for 09:19. Game was tied for 01:42.

AMES, Iowa -- A furious comeback by the Auburn women's basketball team fell just short Tuesday night as the Tigers dropped a 67-64 battle at Iowa State in the Preseason WNIT semifinal.

Trailing by 10 with less than two minutes to play, senior Janiah McKay made three straight 3-pointers in less than a minute - the last coming with 41 seconds left - to tie the game at 64-all. But the Tigers were unable to get a shot away in their final two possessions, and a Cyclone layup with 9 seconds to play was the difference.

Sophomore Unique Thompson had her second straight double-double and third of the season with 19 points and 14 rebounds. Emari Jones matched a season-high with 15 points, and McKay's late flurry gave her a 14-point night.

Auburn was playing its third game in five days in three different states and will have traveled over 3,700 miles since Saturday by the time the team returns home Wednesday.

Thompson dominated both ends of the floor in the first half, racking up 16 points and 10 rebounds by halftime. Meanwhile, Iowa State started cold, shooting 18 percent in the first quarter and 28 percent in the first half as the Tigers were able to build an early lead. Auburn led by as many as 15 late in the second quarter before the Cyclones cut the lead to nine at the break, 38-29.

A 3-pointer from Jones to start the second half pushed the Tigers' lead to 12. But from there, the Cyclones caught fire. A 10-0 ISU run cut the lead to two with 6:34 left in the quarter, and a buzzer-beating 3-pointer tied the game at 45-45.

The Cyclones took their first lead nine seconds into the fourth quarter and never trailed again, going on an 8-0 run to push the advantage to 10 points at 64-54 with 2:21 to play. But after a Jones free throw cut the deficit to nine, McKay, who had been quiet most of the night, hit three 3-pointers in a span of 47 seconds to tie the game.

Auburn shot 41.1% for the game, but just 31% in the second half. Meanwhile, Iowa State shot 47% in the second half, including 40% on 3-pointers. The Cyclones won the rebounding battle 42-36, including 16 offensive rebounds which turned into 14 second-chance points.

Game 5: Nov. 25, 2018

Auburn 71, Louisiana-Lafayette 59

Auburn Arena Auburn, Ala.

Official Basketball Box Score -- Game Totals -- Final Statistics
Auburn vs Louisiana
11/25/18 2:00 p.m. at Auburn Arena -- Auburn, Ala.

Louisiana 59 • 2-3		Total		3-Ptr		Rebounds		FT-FTA		Off Def Tot		PF TP		A TO Blk Stl		Min	
#	Player	FG	FGA	FT	FTA	Off	Def	PF	TP	A	TO	Blk	Stl	Min			
05	Mathis,Jomyra	1-9	0-0	2-2	3	3	6	5	4	2	2	0	1	23			
11	Goodwin,Skylar	1-4	0-2	0-0	0	3	3	0	2	0	5	0	0	31			
35	Doucet,Ty'Reona	6-15	0-0	1-1	4	9	13	3	13	0	2	2	38				
02	Williams,Brandi	3-13	2-7	7-8	0	2	2	15	0	4	0	1	39				
15	Morrison,Diamond	3-5	1-3	0-0	0	2	2	3	7	0	3	0	16				
01	Robyn Benton	0-0	0-0	0-0	0	2	2	0	0	3	0	0	15				
04	Courmyer,Andrea	4-8	2-4	0-0	0	2	3	10	4	4	0	7	22				
26	Womack,Jazmyn	2-6	0-1	4-5	4	1	5	1	8	0	3	0	16				
Team																	
Totals		20-60	5-17	14-16	13	24	37	19	59	6	26	2	12	200			

1st: FG %: 4-13 30.8% 2nd: 4-16 25.0% 3rd: 5-19 26.3% 4th: 7-12 58.3% Game: 20-60 33.3% Deadball Rebounds: 3-2 66.7% 4-4 100.0% 6-6 66.7% 3-3 100.0% 5-17 30.9% 14-16 87.5% 2

Auburn 71 • 4-1		Total		3-Ptr		Rebounds		FT-FTA		Off Def Tot		PF TP		A TO Blk Stl		Min	
#	Player	FG	FGA	FT	FTA	Off	Def	PF	TP	A	TO	Blk	Stl	Min			
20	Unique Thompson	7-12	0-0	2-5	3	10	13	3	16	0	4	1	31				
00	Daisa Alexander	1-8	1-1	0-0	0	1	3	3	8	6	0	3	26				
05	Emari Jones	3-9	1-4	1-1	5	5	10	3	8	2	3	0	11				
23	Crystal Primm	4-8	0-1	1-1	0	2	2	4	9	1	3	0	24				
33	Janiah McKay	4-10	1-3	4-4	1	1	2	3	13	6	5	0	34				
01	Robyn Benton	5-7	2-3	3-4	1	1	2	15	1	0	0	2	24				
04	Abigailie Jackson	2-4	1-2	0-0	0	4	2	5	1	0	3	0	14				
10	Kiyae' White	0-1	0-0	0-0	0	0	0	0	0	0	1	0	6				
35	Natalie Kelly	1-2	0-0	0-2	0	0	0	0	2	0	1	0	4				
Team																	
Totals		27-61	6-14	11-17	12	26	38	20	71	19	22	5	15	200			

1st: FG %: 7-16 43.8% 2nd: 6-13 46.2% 3rd: 6-13 46.2% 4th: 8-19 42.1% Game: 27-61 44.3% Deadball Rebounds: 3-2 60.0% 1-2 50.0% 1-4 25.0% 3-3 100.0% 5-17 30.9% 4-11 36.4%

Officials: Beverly Roberts, Cameron Inouye, Bill Larance
Technical fouls: Louisiana-None, Auburn-None.
Attendance: 1488
Score by periods: 1st 2nd 3rd 4th Total
Louisiana 13 13 14 19 59
Auburn 17 17 14 23 71
Points In Off 2nd Fast Bench
LA 22 27 7 12 22
AU 22 27 7 12 22

Last FG - LA 4th-01:25, AU 4th-00:24.
Largest lead - LA None, AU by 16 4th-06:20.
LA led for 00:00, AU led for 39:32. Game was tied for 00:27.

AUBURN -- Returning to the court for the first time in 12 days, the Auburn women's basketball team picked up a 71-59 victory over Louisiana-Lafayette at Auburn Arena on Sunday afternoon.

The win was the 10th straight home non-conference victory for Auburn (4-1), dating back to the 2016-17 season. Sophomore Unique Thompson recorded her third straight double-double and fourth of the season grabbing 13 rebounds while dropping 16 points; she also led the team with four steals.

Freshman Robyn Benton added 15 points going 2-for-3 from beyond the 3-point line. Senior Janiah McKay finished with 13 points and six assists. Emari Jones had eight points and a career-high 10 rebounds, and Daisa Alexander finished with a career-high eight assists.

Auburn jumped out to a quick 15-5 lead behind five points apiece from Thompson and Benton in the opening five minutes. Louisiana (2-3) answered back to cut the Tigers' lead to four at 17-13 after the first quarter. Auburn again pushed ahead by as many as 12 following a Benton jumper with 59 seconds remaining in the half. Louisiana hit a late pair of free throws to cut the Auburn advantage to eight at the half, 34-26.

After the two teams exchanged buckets for much of the 3rd period, the Tigers began to pull away in the fourth quarter opening on an 11-3 run to increase their lead to as much as 16 points at 61-45 with just over five minutes to play. But the Cajuns answered back with a 16-5 run of their own to cut the Auburn lead to as little as five points with 1:25 to play. Auburn would force five turnovers in the last 85 seconds and took advantage of free-throw opportunities to seal the win.

The Tigers forced a season-best 26 turnovers, scoring 27 points on those takeaways. Auburn shot 44.3 percent from the floor and held the Cajuns to 33.3 percent.

Louisiana was paced by Ty'Reona Doucet, who finished with 13 points along with 13 rebounds. Brandi Williams finished with 15 points for the Ragin' Cajuns.

Game 6: Nov. 28, 2018

Auburn 77, Xavier (La.) 58

Convocation Center New Orleans, La.

Official Basketball Box Score -- Game Totals -- Final Statistics
Auburn vs Xavier (N.O.)
11/28/18 6:00 pm at New Orleans, La.

Auburn 77 • 5-1		Total		3-Ptr		Rebounds		FT-FTA		Off Def Tot		PF TP		A TO Blk Stl		Min	
#	Player	FG	FGA	FT	FTA	Off	Def	PF	TP	A	TO	Blk	Stl	Min			
20	Unique Thompson	6-10	0-0	3-4	3	5	8	2	15	0	1	3	23				
00	Daisa Alexander	5-9	3-3	0-0	3	3	6	2	13	5	0	3	20				
05	Emari Jones	6-12	4-6	0-0	0	3	3	16	2	2	1	1	29				
23	Crystal Primm	0-1	0-0	4-6	1	1	2	3	4	1	1	0	11				
33	Janiah McKay	4-7	0-2	1-3	0	0	0	9	7	4	0	2	28				
01	Robyn Benton	2-5	1-2	0-2	3	2	5	1	5	3	0	1	19				
02	Brooke Moore	1-9	1-6	0-0	0	1	1	3	1	0	0	0	13				
04	Abigailie Jackson	3-3	0-0	0-0	1	0	0	6	1	2	2	0	10				
10	Kiyae' White	0-3	0-0	0-0	2	1	3	2	0	2	0	0	15				
24	Erin Howard	2-6	1-5	0-0	0	0	2	5	1	1	1	0	14				
35	Natalie Kelly	0-1	0-0	1-2	1	1	0	1	0	1	0	0	7				
Team																	
Totals		29-66	10-24	9-17	14	20	34	16	77	22	14	5	14	200			

1st: FG %: 7-17 41.2% 2nd: 8-15 53.3% 3rd: 7-17 41.2% 4th: 7-17 41.2% Game: 29-66 43.9% Deadball Rebounds: 3-6 33.3% 3-7 42.9% 2-3 66.7% 2-3 66.7% 10-24 41.7% 1-4 25.0% 3-6 50.0% 2-3 66.7% 9-17 52.9% 7

Xavier (N.O.) 58 • 7-3		Total		3-Ptr		Rebounds		FT-FTA		Off Def Tot		PF TP		A TO Blk Stl		Min	
#	Player	FG	FGA	FT	FTA	Off	Def	PF	TP	A	TO	Blk	Stl	Min			
24	Smith, Gina	1-1	0-0	0-0	0	1	1	2	0	0	0	0	0	18			
35	Duncan, Kyle	3-5	0-0	0-0	2	5											

Game 7: Dec. 2, 2018
Auburn 95, Oklahoma 79
Auburn Arena
Auburn, Ala.
SEC/Big 12 Challenge

Official Basketball Box Score -- Game Totals -- Final Statistics
Oklahoma vs Auburn
12/02/18 3:00 pm at Auburn Arena -- Auburn, Ala.

Oklahoma 79 • 2-5

#	Player	Total			3-Ptr			Rebounds			PF	TP	A	TO	Bk	Stl	Min
		FG	FGA	FT	FTA	Off	Def	Total									
03	Simpson,Mandy	f	3-6	0-0	0-0	2	3	5	5	6	4	2	0	1	27		
25	Williams,Madi	f	4-9	0-0	2-5	5	11	16	2	10	2	4	1	2	38		
14	Pellington, Shauna	g	3-10	0-2	5-6	1	4	5	2	11	4	6	0	3	27		
30	Robertson,Taylor	g	9-18	7-15	2-4	0	4	4	2	27	0	1	0	1	38		
32	Veitenheimer,Tatum	g	3-5	1-2	1-3	0	1	1	2	8	3	6	0	2	35		
00	Murcer,Jessi		5-9	2-4	3-4	1	0	1	2	15	1	1	0	1	20		
21	Lampkin,Nydia		1-4	0-0	0-0	3	1	4	1	2	0	0	1	0	14		
24	Odimgbe,Ijeoma		0-0	0-0	0-0	0	0	0	1	0	0	1	0	0	1		
	Team					2	1	3									
	Totals		28-61	10-23	13-26	14	25	39	17	79	14	21	2	10	200		

1st	FG %: 10-21	47.6%	2nd	2-11	18.2%	3rd	7-13	53.8%	4th	9-16	56.3%	Game	28-61	46.1%	DeatBall
	3P %: 0-2	0.0%		0-3	0.0%		1-4	25.0%		10-21	47.6%				
	FT %: 0-1	0.0%		2-8	25.0%		4-6	66.7%		7-11	63.6%		13-26	50.0%	6.1

Auburn 95 • 6-1

#	Player	Total			3-Ptr			Rebounds			PF	TP	A	TO	Bk	Stl	Min
		FG	FGA	FT	FTA	Off	Def	Total									
20	Unique Thompson	f	4-7	0-0	6-8	5	12	17	1	14	3	3	0	1	30		
00	Daisa Alexander	g	7-15	3-7	2-2	0	5	5	1	19	5	3	0	2	30		
05	Emari Jones	g	6-11	4-9	0-0	0	3	2	16	1	2	0	2	35			
23	Crystal Primm	g	6-11	0-0	2-3	2	1	3	4	14	1	2	1	3	26		
33	Janiyah McKay	g	3-11	0-2	0-0	1	0	1	4	6	1	1	0	1	29		
01	Robyn Benton		5-7	4-5	0-0	0	0	0	1	14	0	0	0	2	15		
02	Brooke Moore		2-5	2-5	0-0	1	0	1	1	6	1	1	0	0	11		
04	Abigail Jackson		0-1	0-0	0-0	1	3	4	2	0	0	0	0	0	9		
10	Kiyae White		1-2	0-0	0-0	1	0	1	1	2	0	0	0	0	3		
24	Erin Howard		2-4	0-1	0-0	2	2	4	1	4	3	0	0	1	11		
35	Natalie Kelly		0-0	0-0	0-0	0	0	0	0	0	0	0	0	0	1		
	Team					0	0	0									
	Totals		36-74	13-29	10-13	13	26	39	18	95	15	12	1	12	200		

1st	FG %: 7-19	36.8%	2nd	10-19	52.6%	3rd	8-20	40.0%	4th	11-17	64.7%	Game	36-74	48.6%	DeatBall
	3P %: 2-2	0.0%		2-7	28.6%		0-0	0.0%		6-6	100.0%		13-29	44.8%	Rebounds
	FT %: 0-0	0.0%		0-0	0.0%		0-0	0.0%		0-0	0.0%		10-13	76.9%	3

Officials: Jesse Dickerson, Amy Bonner, Brian Garland
 Technical fouls: Oklahoma-None, Auburn-None.
 Attendance: 1877
 2018 SEC/Big 12 Challenge

Score by periods	1st	2nd	3rd	4th	Total
Oklahoma	24	6	23	26	79
Auburn	17	27	19	32	95

	In	Off	2nd	Fast	Bench
Points	Point	T/O	Chance	Break	
Oklahoma	38	19	11	6	17
Auburn	40	25	11	16	26

Last FG - OU 4th-00:14, AU 4th-00:25.
 Largest lead - OU by 8 1st-01:21, AU by 22 2nd-08:00.
 OU led for 10:00, AU led for 29:12, Game was tied for 00:13.

AUBURN-- Auburn hit 13 3-pointers to set a new school record Sunday afternoon as the Tigers defeated Oklahoma 95-79 at Auburn Arena in the SEC/Big 12 Challenge.

Led by a double-double from sophomore Unique Thompson, five players scored in double-figures for the Tigers (6-1), who snapped an eight-game losing streak against Big 12 opponents and earned their 11th straight home non-conference win.

The Tigers made 13 3-pointers on the night, breaking the previous record of 12 that was set Dec. 5, 2007 - nearly 11 years ago to the day - against Colgate. Daisa Alexander's third triple of the night with 3:48 to play gave the Tigers an 83-65 lead and set the new program mark.

Thompson finished with 17 points and 14 rebounds for her fifth double-double of the year. She now has 12 double-doubles for her career, tied for 12th in Auburn history. Alexander led the Auburn attack with 19 points and also had a game-high five assists along with five rebounds.

Emari Jones hit four of Auburn's 13 treys and finished with 16 points, and Crystal Primm and Robyn Benton added 14 points apiece; Primm had a team-leading three steals, and Benton also knocked down four 3-pointers.

Auburn got off to a slow start as the Sooners opened up with a flurry of 3-pointers, taking a 24-17 lead after one quarter. But the Tigers started the second period on an 11-0 run to take a lead they would never relinquish. Auburn shot 52.6 percent in the second quarter and held the Sooners to just 2-of-11 from the field, outscoring Oklahoma 27-6 in the period to take a 44-30 halftime lead.

The Tigers' lead ballooned to as much as 22 points early in the third quarter at 52-30, but the Sooners mounted a charge with a 19-2 run over the next five minutes to cut the deficit to as few as five points.

Auburn let loose in the fourth, shooting 64.7 percent in the final 10 minutes to put the game away. The Tigers hit three straight 3-pointers in a stretch of less than three minutes, pushing the lead to 18 on Alexander's record-setting shot with 3:48 to play.

2018-19 Auburn Women's Basketball
Auburn Combined Team Statistics (as of Dec 02, 2018)
All games

RECORD:	OVERALL	HOME	AWAY	NEUTRAL
ALL GAMES	6-1	4-0	2-1	0-0
CONFERENCE	0-0	0-0	0-0	0-0
NON-CONFERENCE	6-1	4-0	2-1	0-0

#	Player	gp-gs	min	avg	Total		3-Point		F-Throw		Rebounds				a	to	blk	stl	pts	avg		
					fg-fga	fg%	3fg-fga	3fg%	ft-fa	ft%	off	def	tot	avg							pf	dq
20	Unique Thompson	7-7	206	29.4	39-68	.574	0-0	.000	25-39	.641	27	67	94	13.4	18	0	7	19	9	15	103	14.7
33	Janiah McKay	7-7	225	32.1	33-74	.446	7-17	.412	18-23	.783	3	15	18	2.6	20	0	40	19	2	16	91	13.0
05	Emari Jones	7-7	223	31.9	32-79	.405	18-49	.367	6-7	.857	15	26	41	5.9	16	0	16	20	2	10	88	12.6
00	Daisa Alexander	7-7	192	27.4	34-79	.430	10-29	.345	8-11	.727	9	22	31	4.4	15	0	23	18	0	15	86	12.3
23	Crystal Primm	7-7	187	26.7	26-51	.510	0-4	.000	15-19	.789	11	11	22	3.1	22	1	8	16	2	12	67	9.6
01	Robyn Benton	7-0	137	19.6	24-49	.490	12-27	.444	4-8	.500	4	6	10	1.4	10	0	8	6	2	10	64	9.1
02	Brooke Moore	2-0	24	12.0	3-14	.214	3-11	.273	0-0	.000	1	1	2	1.0	1	0	2	1	0	0	9	4.5
04	Abigayle Jackson	7-0	66	9.4	11-17	.647	1-3	.333	2-2	1.000	9	12	21	3.0	12	0	3	4	6	2	25	3.6
24	Erin Howard	6-0	75	12.5	7-21	.333	3-14	.214	2-2	1.000	4	6	10	1.7	9	0	7	3	3	5	19	3.2
10	Kiyae' White	7-0	50	7.1	3-12	.250	0-0	.000	1-2	.500	6	3	9	1.3	5	0	6	4	0	0	7	1.0
35	Natalie Kelly	4-0	15	3.8	1-3	.333	0-0	.000	2-6	.333	2	0	2	0.5	1	0	0	4	1	1	4	1.0
Team											8	19	27				1					
Total.....		7	1400		213-467	.456	54-154	.351	83-119	.697	99	188	287	41.0	129	1	120	115	27	86	563	80.4
Opponents.....		7	1400		150-406	.369	56-170	.329	90-131	.687	84	160	244	34.9	117	-	89	147	9	67	446	63.7

TEAM STATISTICS	AU	OPP	Date	Opponent	Score	Att.
SCORING	563	446	11/06/18	GRAMBLING STATE	w 97-48	1657
Points per game	80.4	63.7	^ 11/09/18	NICHOLLS	w 80-59	2316
Scoring margin	+16.7	-	^ 11/11/18	at New Mexico	w 79-76	4419
FIELD GOALS-ATT	213-467	150-406	^ 11/13/18	at Iowa State	L 64-67	9274
Field goal pct	.456	.369	11/25/18	LOUISIANA	w 71-59	1488
3 POINT FG-ATT	54-154	56-170	11/28/18	at Xavier (N.O.)	w 77-58	201
3-point FG pct	.351	.329	12/02/18	OKLAHOMA	w 95-79	1877
3-pt FG made per game	7.7	8.0				
FREE THROWS-ATT	83-119	90-131				
Free throw pct	.697	.687		* = Conference game		
F-Throws made per game	11.9	12.9		^ = Preseason WNIT		
REBOUNDS	287	244				
Rebounds per game	41.0	34.9				
Rebounding margin	+6.1	-				
ASSISTS	120	89				
Assists per game	17.1	12.7				
TURNOVERS	115	147				
Turnovers per game	16.4	21.0				
Turnover margin	+4.6	-				
Assist/turnover ratio	1.0	0.6				
STEALS	86	67				
Steals per game	12.3	9.6				
BLOCKS	27	9				
Blocks per game	3.9	1.3				
ATTENDANCE	7338	13894				
Home games-Avg/Game	4-1834	3-4631				
Neutral site-Avg/Game	-	0-0				

Score by Periods	1st	2nd	3rd	4th	Totals
Auburn	140	132	132	159	563
Opponents	107	87	123	129	446



Daisa Alexander
Junior • G • 5-8
Decatur, Ga.
Southwest DeKalb HS



Robyn Benton
Freshman • G • 5-9
Conyers, Ga.
Greater Atlanta Christian School



Brooke Moore
Freshman • G • 5-7
McDonough, Ga.
Henry County HS



Erica Sanders
Senior • G • 5-10
San Antonio, Texas
Johnson HS



Abigail Jackson
Sophomore • F • 6-3
Little Rock, Ark.
Little Rock Central HS



Emari Jones
Senior • G • 6-2
Chicago, Ill.
Shawnee CC



Kiyae' White
RS Freshman • F • 6-2
Macungie, Pa.
Emmaus HS



Unique Thompson
Sophomore • F • 6-3
Theodore, Ala.
Faith Academy



Crystal Primm
RS Junior • G • 5-11
West Palm Beach, Fla.
Duke



Erin Howard
Freshman • F/G • 6-1
Madison, Wis.
Madison East HS



Janiah McKay
Senior • G • 5-6
Gainesville, Fla.
Gainesville HS



Natalie Kelly
Freshman • F • 6-3
Albany, La.
Albany HS



Terri Williams-Flournoy
Head Coach
Penn State (1991)
Seventh Season



Ty Evans
Associate Head Coach
Wisconsin-Whitewater (1995)
Seventh Season



Adrian Walters
Assistant Coach
St. Francis (Pa.) (1987)
Seventh Season



Clarisse Garcia
Assistant Coach
Villanova (2007)
Third Season