



# 2018-19 AUBURN MEN'S BASKETBALL

## SCHEDULE/RESULTS

DATE	OPPONENT	TIME/RESULT
Nov. 6	South Alabama (SECN)	W, 101-58
Nov. 9	#25 Washington (SECN)	W, 88-66
Nov. 14	Mississippi College (SEC+)	W, 103-52
Nov. 19	! vs. Xavier (ESPN2)	W, 88-79 (OT)
Nov. 20	! vs. #1 Duke (ESPN)	L, 78-72
Nov. 21	! vs. Arizona (ESPN2)	W, 73-57
Nov. 28	Saint Peter's (SEC+)	W, 99-49
Dec. 4	UNC Asheville (SECN)	7:00 pm
Dec. 8	Dayton (SECN)	7:30 pm
Dec. 15	@ vs. UAB (CBSSN)	6:30 pm
Dec. 19	at NC State (ESPN2)	6:00 pm
Dec. 22	Murray State (SECN)	3:30 pm
Dec. 29	North Florida (SEC+)	4:00 pm
Jan. 9	* at Ole Miss (ESPN2/U)	6:00 pm
Jan. 12	* Georgia (ESPN2/U)	3:00 pm
Jan. 16	* at Texas A&M (ESPN2/U)	6:00 pm
Jan. 19	* Kentucky (ESPN/2)	3/5:00 pm
Jan. 22	* at South Carolina (SECN)	5:30 pm
Jan. 26	* at Mississippi State (SECN)	7:30 pm
Jan. 30	* Missouri (SECN)	7:30 pm
Feb. 2	* Alabama (ESPN2/U)	7:00 pm
Feb. 5	* Florida (ESPN2/U)	8:00 pm
Feb. 9	* at LSU (ESPN2/U)	1:00 pm
Feb. 13	* Ole Miss (SECN)	7:30 pm
Feb. 16	* at Vanderbilt (ESPN2/U)	11:00 am
Feb. 20	* Arkansas (SECN)	7:30 pm
Feb. 23	* at Kentucky (CBS)	12:30 pm
Feb. 27	* at Georgia (ESPN2/U)	8:00 pm
Mar. 2	* Mississippi State (ESPN2/U)	3:00 pm
Mar. 5	* at Alabama (ESPN2/U/SECN)	8:00 pm
Mar. 8	* Tennessee (ESPN/2)	11:00 am

All times Central

! - Maui Invitational (Maui, Hawaii)

@ - Mike Slive Invitational (Birmingham, Ala./Legacy Arena)

## MATCHUP



### #8/9 Auburn Tigers (6-1, 0-0 SEC)

Head Coach: Bruce Pearl, 24th season (538-208), 5th season at AU (76-63)



### UNC Asheville Bulldogs (1-6, 0-0 Big South)

Head Coach: Mike Morrell, 1st season (1-6), 1st season at AVL (1-6)

Date / Time \_\_\_\_\_ Dec. 4, 2018 / 7 pm CT  
 Site / Venue \_\_\_\_\_ Auburn, Ala. / Auburn Arena (9,121)  
 TV \_\_\_\_\_ SEC Network  
 PxB \_\_\_\_\_ Tom Hart  
 Analyst \_\_\_\_\_ Sean Harrington  
 Radio \_\_\_\_\_ AU Sports Network / 93.9 Tiger FM / TuneIn  
 PxB \_\_\_\_\_ Rod Bramblett  
 Analyst \_\_\_\_\_ Sonny Smith

#### Series History

Overall	Auburn leads 2-1
In Auburn	Auburn leads 2-1
In Asheville	-
Neutral Site	-
Last Meeting AVL, 70-69 (11/12/10)	
Streak	AVL W1

» Auburn plays the second game of a three-game homestand Tuesday night. The Tigers opened the homestand with a 99-49 victory over Saint Peter's on Nov. 28. The final game is this Saturday when Auburn entertains Dayton. It is one of two three-game homestands for Auburn this season. The Tigers host Missouri on Wed., Jan. 30, Alabama on Sat., Feb. 2 and Florida on Tues., Feb. 5.

» Auburn is off to a 6-1 start for the third straight season after having just one 6-1 start in the previous 12 years. Last season, the Tigers extended their hot start to 16-1 after beginning 2016-17 with a 6-1 mark. In 2011-12, Auburn opened the season 8-1.

» Auburn leads the country with a scoring margin of +26.4. The Tigers are tops in the SEC and 10th in the nation with an average of 89.1 points per game. On the defensive end, Auburn allows 62.7 points per contest.

» Auburn is the 11th-most efficient offensive team in the country with an average of 116.2 points per 100 possessions, according to KenPom. In addition, the Tigers are also the 11th-most efficient defensive team in the nation. Auburn allows just 92.2 points per 100 possessions. The Tigers tout the eighth-highest adjusted efficiency margin at +24.0.

» After being one of the youngest teams in the NCAA last year with one senior, Auburn boasts 13 upperclassmen and has 4,182 career points returning for the 2018-19 season - eighth-highest in the country.

» Auburn is one of just seven programs without a scholarship freshman on its roster, joining Alcorn State, Bethune-Cookman, Louisville, South Alabama, Tulsa and UT Martin.

## PROBABLE AUBURN STARTERS

Pos.	No.	Name	Ht.	Wt.	Cl.	Hometown (Last School)	PPG	RPG	APG	Blocks	Steals	FT%
G	1	Jared Harper	5-11	175	Jr.	Mableton, Ga. (Pebblebrook HS)	14.6	3.4	7.0	0	9	.857
G	2	Bryce Brown	6-3	198	Sr.	Stone Mountain, Ga. (Tucker HS)	17.3	3.0	2.4	2	8	.682
F	5	Chuma Okeke	6-8	230	So.	Atlanta, Ga. (Westlake HS)	11.9	7.3	2.4	8	10	.750
G	10	Samir Doughty	6-4	195	Jr.	Philadelphia, Pa. (VCU)	8.0	3.6	2.0	0	12	1.000
F	24	Anfernee McLemore	6-7	220	Jr.	Warwick, Ga. (Worth County)	7.6	6.0	0.3	13	7	.571
F	0	Horace Spencer	6-8	225	Sr.	Philadelphia, Pa. (Findlay Prep)	4.4	6.3	0.6	4	6	.538
G/F	4	Malik Dunbar	6-6	230	Sr.	North Augusta, S.C. (Col. of Central Florida)	10.1	4.1	0.7	2	5	.857
G	12	J'Von McCormick	6-0	175	Jr.	New Orleans, La. (Lee College)	2.9	1.1	1.3	0	6	.250
C	50	Austin Wiley	6-11	260	Jr.	Hoover, Ala. (Calusa Prep)	12.0	4.7	0.2	8	2	.581

## PROBABLE UNC ASHEVILLE STARTERS

Pos.	No.	Name	Ht.	Wt.	Cl.	Hometown (Last School)	PPG	RPG	APG	Blocks	Steals	FT%
G	1	Cress Worthy	6-2	170	Fr.	Gastonia, N.C. (Beckley Prep)	5.6	4.3	2.9	0	5	.714
G	3	Tajion Jones	6-5	185	R-Fr.	Oak Ridge, Tenn. (Oak Ridge HS)	10.9	2.9	1.1	4	12	.692
G	20	DeVon Baker	6-2	190	Fr.	Dayton, Ohio (Spire Academy)	15.6	3.1	2.3	1	15	.759
F	22	Coty Jude	6-9	185	Fr.	Fort Gray, W. Va. (Believe Sports Academy)	9.4	4.1	2.3	4	4	.643
F	34	Jeremy Peck	6-9	240	So.	Houston, Texas (St. Thomas Aquinas HS)	4.3	5.1	0.6	4	1	.444
F	0	Donovan Gilmore	6-7	210	Sr.	Greensboro, N.C. (Wesleyan Christian Academy)	2.0	1.9	0.6	2	1	1.000
F	5	Stephen Edoka	6-5	205	Fr.	Abuja, Nigeria (Concord First Academy)	0.9	3.1	0.3	3	5	.667
G	11	Jalen Seegars	6-5	210	So.	Greensboro, N.C. (High Point Christian HS)	5.4	3.3	0.6	6	4	.652
F	14	Luke Lawson	6-7	180	Fr.	Coeburn, Va. (Eastside HS)	1.9	1.6	0.9	1	2	.000



## 2018-19 NUMERICAL ROSTER

No.	Name	Pos.	Ht.	Wt.	Cl.	Hometown (Last School)
0	Horace Spencer	F	6-8	225	Sr.	Philadelphia, Pa. (Findlay Prep)
1	Jared Harper	G	6-0	175	Jr.	Mableton, Ga. (Pebblebrook)
2	Bryce Brown	G	6-3	198	Sr.	Stone Mountain, Ga. (Tucker)
3	Danjel Purifoy	F	6-7	230	Jr.	Centreville, Ala. (Hargrave Military Academy)
4	Malik Dunbar	G/F	6-6	230	Sr.	North Augusta, S.C. (College of Central Florida)
5	Chuma Okeke	F	6-8	230	So.	Atlanta, Ga. (Westlake)
10	Samir Doughty	G	6-4	195	Jr.	Philadelphia, Pa. (VCU)
12	J'Von McCormick	G	6-0	175	Jr.	New Orleans, La. (Lee College)
14	Preston Cook	G	6-4	190	Fr.	Auburn, Ala. (Auburn)
20	Myles Parker	F	6-8	200	Fr.	Madison, Ala. (Madison Academy)
21	Devontae Williams	G	6-5	215	Jr.	Opp, Ala. (Opp)
22	Will Macoy	G	6-4	200	Jr.	Birmingham, Ala. (Vestavia Hills)
23	Jamal Johnson*	G	6-4	185	So.	Birmingham, Ala. (Memphis)
24	Anfernee McLemore	F	6-7	220	Jr.	Warwick, Ga. (Worth County)
33	Chase Maasdorp	G	6-0	170	Fr.	Lakewood Ranch, Fla. (The Out-of-Door Academy)
41	Cole Blackstock	F	6-9	260	Sr.	Killen, Ala. (Brooks)
50	Austin Wiley	C	6-11	260	Jr.	Hoover, Ala. (Calusa Prep)
54	Thomas Collier	F	6-9	215	Jr.	Birmingham, Ala. (Briarwood Christian)

\* will redshirt 2018-19 season after transferring and have three years of eligibility remaining

- Head Coach:** Bruce Pearl (5th season)
- Assistant Coach:** Ira Bowman (1st season)
- Assistant Coach:** Wes Flanigan (1st season)
- Assistant Coach:** Steven Pearl (5th season)
- Director of Operations:** Chad Prewett (4th season)
- Assistant Director of Operations:** Mike Burgomaster (3rd season)
- Athletic Trainer:** Clark Pearson (10th season)
- Strength & Conditioning Coach:** Damon Davis (10th season)
- Video Coordinator:** Ian Borders (1st season)

## 2018-19 ALPHABETICAL ROSTER

No.	Name	Pos.	Ht.	Wt.	Cl.	Hometown (Last School)
41	Cole Blackstock	F	6-9	260	Sr.	Killen, Ala. (Brooks)
2	Bryce Brown	G	6-3	198	Sr.	Stone Mountain, Ga. (Tucker)
54	Thomas Collier	F	6-9	215	Jr.	Birmingham, Ala. (Briarwood Christian)
14	Preston Cook	G	6-4	190	Fr.	Auburn, Ala. (Auburn)
10	Samir Doughty	G	6-4	195	Jr.	Philadelphia, Pa. (VCU)
4	Malik Dunbar	G/F	6-6	230	Sr.	North Augusta, S.C. (College of Central Florida)
1	Jared Harper	G	6-0	175	Jr.	Mableton, Ga. (Pebblebrook)
23	Jamal Johnson*	G	6-4	185	So.	Birmingham, Ala. (Memphis)
22	Will Macoy	G	6-4	200	Jr.	Birmingham, Ala. (Vestavia Hills)
33	Chase Maasdorp	G	6-0	170	Fr.	Lakewood Ranch, Fla. (The Out-of-Door Academy)
12	J'Von McCormick	G	6-0	175	Jr.	New Orleans, La. (Lee College)
24	Anfernee McLemore	F	6-7	220	Jr.	Warwick, Ga. (Worth County)
0	Horace Spencer	F	6-8	225	Sr.	Philadelphia, Pa. (Findlay Prep)
5	Chuma Okeke	F	6-8	230	So.	Atlanta, Ga. (Westlake)
20	Myles Parker	F	6-8	200	Fr.	Madison, Ala. (Madison Academy)
3	Danjel Purifoy	F	6-7	230	Jr.	Centreville, Ala. (Hargrave Military Academy)
50	Austin Wiley	C	6-11	260	Jr.	Hoover, Ala. (Calusa Prep)
21	Devontae Williams	G	6-5	215	Jr.	Opp, Ala. (Opp)

## ROSTER BY CLASS

- Freshmen (3)**  
Preston Cook, Chase Maasdorp, Myles Parker
- Sophomores (2)**  
Jamal Johnson, Chuma Okeke
- Juniors (9)**  
Thomas Collier, Samir Doughty, Jared Harper, Will Macoy, J'Von McCormick, Anfernee McLemore, Danjel Purifoy, Austin Wiley, Devontae Williams
- Seniors (4)**  
Cole Blackstock, Bryce Brown, Malik Dunbar, Horace Spencer

## PRONUNCIATION GUIDE

- SAMIR DOUGHTY** SAH-meer DOW-tee
- MALIK** Dunbar Muh-LEEK
- J'VON** McCormick JAY-vahn
- ANFERNEE** McLemore ANN-fur-knee
- CHUMA OKEKE** CHOO-muh oh-KEE-KEE
- DANJEL PURIFOY** DAN-jel PURE-a-foy
- HORACE** Spencer HOR-us
- MAASDORP** Chase MAAHS-doorp

## QUICK FACTS

### UNIVERSITY INFORMATION

Location \_\_\_\_\_ Auburn, Ala.  
 Founded \_\_\_\_\_ 1856  
 Enrollment \_\_\_\_\_ 25,469  
 Nickname \_\_\_\_\_ Tigers  
 Colors \_\_\_\_\_ Burnt Orange and Navy Blue  
 Conference \_\_\_\_\_ Southeastern (SEC)

### ADMINISTRATION

President \_\_\_\_\_ Dr. Steven Leath  
 Director of Athletics \_\_\_\_\_ Allen Greene  
 Athletics Phone \_\_\_\_\_ 855-282-2010

### BASKETBALL STAFF INFORMATION

Head Coach \_\_\_\_\_ Bruce Pearl  
 Alma Mater \_\_\_\_\_ Boston College '82  
 Career Record \_\_\_\_\_ 538-207 (.722)  
 Seasons \_\_\_\_\_ 24th  
 Record at Auburn \_\_\_\_\_ 76-62 (.551)  
 Seasons \_\_\_\_\_ 5th  
 Assistant Coach \_\_\_\_\_ Ira Bowman  
 Alma Mater \_\_\_\_\_ Penn '96  
 Assistant Coach \_\_\_\_\_ Wes Flanigan  
 Alma Mater \_\_\_\_\_ Auburn '97  
 Assistant Coach \_\_\_\_\_ Steven Pearl  
 Alma Mater \_\_\_\_\_ Tennessee '10  
 Director of Operations \_\_\_\_\_ Chad Prewett  
 Alma Mater \_\_\_\_\_ Troy State '94  
 Assistant Director of Ops \_\_\_\_\_ Mike Burgomaster  
 Alma Mater \_\_\_\_\_ Miami '16  
 Athletic Trainer \_\_\_\_\_ Clark Pearson  
 Alma Mater \_\_\_\_\_ Kentucky '96  
 Strength & Conditioning Coach \_\_\_\_\_ Damon Davis  
 Alma Mater \_\_\_\_\_ Western Illinois '03  
 Video Coordinator \_\_\_\_\_ Ian Borders  
 Alma Mater \_\_\_\_\_ Louisville '07

### PROGRAM INFORMATION

First Year of Basketball \_\_\_\_\_ 1905-06  
 All-Time Record \_\_\_\_\_ 1326-1180-1 (.529)  
 All-Time SEC Record \_\_\_\_\_ 599-735 (.449)  
 SEC Championships \_\_\_\_\_ 3 (1960, 1999, 2018)  
 SEC Tournament Titles \_\_\_\_\_ 1 (1985)  
 NCAA Tournament Appearances \_\_\_\_\_ 9  
 NCAA Tournament Record \_\_\_\_\_ 13-9  
 All-Americans \_\_\_\_\_ 13  
 All-SEC Selections \_\_\_\_\_ 91

### TEAM INFORMATION

2017-18 Record \_\_\_\_\_ 26-8  
 SEC Record / Finish \_\_\_\_\_ 13-5 / 1st  
 Home / Away / Neutral \_\_\_\_\_ 15-1 / 7-4 / 4-3  
 Associated Press Final Ranking \_\_\_\_\_ 19  
 USA Today Final Ranking \_\_\_\_\_ 23  
 Letterwinners Returning / Lost \_\_\_\_\_ 11 / 4  
 Starters Returning / Lost \_\_\_\_\_ 3 / 2  
 Newcomers \_\_\_\_\_ 2

### ATHLETICS COMMUNICATIONS

Associate AD \_\_\_\_\_ Kirk Sampson  
 Assistant Director (MBB Contact) \_\_\_\_\_ Cody Voga  
 Cell \_\_\_\_\_ 334-750-9023  
 Email \_\_\_\_\_ voga@auburn.edu

### SOCIAL MEDIA

Instagram \_\_\_\_\_ @AuburnMBB / @AuburnTigers  
 Twitter \_\_\_\_\_ @AuburnMBB / @AuburnTigers  
 Facebook \_\_\_\_\_ @AuburnMBB / @AuburnTigers  
 Hashtags \_\_\_\_\_ #WarEagle / #UnfinishedBusiness

**BRUCE PEARL**

Head Coach  
5th year at Auburn • 76-63  
24th year overall • 538-208



- 7 National Coach of the Year Awards
- 2006 Basketball Times, CBSsportsline, Sporting News National Coach of the Year
- 2008 SEC Co-Coach of the Year
- 2008 Rupp Cup Co-winner
- 2006 & 2008 AP SEC Coach of the Year
- Has advanced to postseason play in 19 of 23 years as a head coach
- Set single-season wins records at three different schools (29 at Southern Indiana in 1995; 26 at Wisconsin-Milwaukee in 2005; 31 at Tennessee in 2008)
- Bruce Pearl's teams have led their conference in scoring 17 of the 23 years that he has been a head coach. His squads were the SEC's scoring champion in four of his six seasons at Tennessee, averaging 77.4 ppg while allowing 70.5 ppg
- One of just seven active head coaches who has led his teams to at least 10 NCAA Sweet 16 appearances (10 total)
- Bruce Pearl is ranked second in the SEC among current head coaches in career winning percentage (.718), fifth in winning percentage as a SEC head coach (.622), fifth in average wins per year as a SEC head coach (21.0) and fifth in SEC games only win pct. (.540, 81-70)
- Bruce Pearl is the 11th coach in SEC history to win four conference crowns (overall or division) in a 10-year span. He is on the same list as Adolph Rupp (UK), Babe McCarthy (MSU), Billy Donovan (UF), Dale Brown (LSU), Joe Hall (UK), John Calipari (UK), Nolan Richardson (ARK), Rick Pitino (UK), Rick Stansbury (MSU) and Tubby Smith (UK)
- Auburn sold out of season tickets for the fourth straight time in 2017-18, all under Pearl, to continue the school record streak. Prior to Pearl, the only other time the Tigers sold out of season tickets came in the 1999-2000 season
- Auburn averaged 8,221 in its 15 home games during the 2017-18 season, which included seven sellouts in the nine SEC games. The 8,221 average is the highest in Auburn Arena history
- In 23 years as a head coach, Bruce Pearl's teams have finished either first or second in conference play 16 times
- At the Division I level, Pearl's teams have topped the 100-point mark 18 times, including a high of 124 in 2009 as well as 121 in the 2007 NCAA Tournament. In his second year as a coach at Southern Indiana the team averaged 101.7 ppg
- In the past two seasons, Auburn has the best non-conference record in the SEC during the regular season at 23-3 (.885), while scheduling perennial NCAA Tournament teams in Dayton, Middle Tennessee, Murray State, Oklahoma, Texas Tech and UConn.

**HEAD COACHING RECORD**

Year	School	Record	Postseason
1992-93	Southern Indiana	22-7	NCAA Region 3rd Place
1993-94	Southern Indiana	28-4	NCAA Runner-Up
1994-95	Southern Indiana	29-4	NCAA Champions
1995-96	Southern Indiana	25-4	NCAA Sweet 16
1996-97	Southern Indiana	23-5	NCAA First Round
1997-98	Southern Indiana	27-6	NCAA Sweet 16
1998-99	Southern Indiana	26-6	NCAA Sweet 16
1999-00	Southern Indiana	25-6	NCAA Sweet 16
2000-01	Southern Indiana	26-4	NCAA First Round
<b>Total</b>		<b>231-46</b>	
2001-02	Milwaukee	16-13	-
2002-03	Milwaukee	24-8	NCAA First Round
2003-04	Milwaukee	20-11	NIT First Round
2004-05	Milwaukee	26-6	NCAA Sweet 16
<b>Total</b>		<b>86-38</b>	
2005-06	Tennessee	22-8	NCAA Second Round
2006-07	Tennessee	24-11	NCAA Sweet 16
2007-08	Tennessee	31-5	NCAA Sweet 16
2008-09	Tennessee	21-13	NCAA First Round
2009-10	Tennessee	28-9	NCAA Elite Eight
2010-11	Tennessee	19-15	-
<b>Total</b>		<b>145-61</b>	
2014-15	Auburn	15-20	-
2015-16	Auburn	11-20	-
2016-17	Auburn	18-14	-
2017-18	Auburn	26-8	NCAA Second Round
2018-19	Auburn	5-1	-
<b>Total</b>		<b>76-63</b>	
<b>Career</b>		<b>538-208</b>	

- His teams have been just as successful off the court as Auburn has had 18 graduates in four years – the most in the SEC. In 2018, Auburn received an Academic Progress Rate Public Recognition Award marking the first time the Tigers have been honored since the award began tracking data in 2004. The NCAA annually honors teams earning multiyear Academic Progress Rates in the top 10 percent of all squads in each sport.
- Auburn recently secured its third perfect APR score of 1,000 in mid-May, something that has never been accomplished in program history.
- In the past four years, Auburn men's basketball has averaged an APR of 995 (out of 1,000). In the previous four seasons before Pearl and his staff arrived, Auburn's APR average score was 940.
- Bruce Pearl has raised \$1 million in only four golf tournaments at Auburn. Pearl and his wife, Brandy, have remarkably raised \$770,000 in the last three years benefitting Children's Harbor in Birmingham through the Bruce Pearl Fore the Children Golf Classic. The mission of Children's Harbor is to help children with serious illness and their families. Over \$200,000 was raised in the Bruce, Barkley & Basketball Golf Classic Oct. 23-24, 2016, benefitting the Auburn Basketball program.
- Pearl started AURLIVE at Auburn in 2015-16 to benefit cancer patients in the fight to beat cancer. AURLIVE raises the awareness of cancer prevention and detection while t-shirt sales and donations raise money to benefit cancer patients. He initiated the AURLIVE program in 2009 at Tennessee in recognition of former Vol Chris Lofton, who beat testicular cancer through early diagnosis and treatment and went on to play the entire 2007-08 season while recovering from his battle with the disease.
- The Bruce Pearl Family Foundation in conjunction with L5 Foundation, an organization dedicated to addressing the essential and basic needs of cancer patients, donated \$20,000 to five charities in a ceremony in Knoxville in August 2015.
- The Pearl family announced on Feb. 27, 2007, a \$100,000 donation to endow a scholarship in the name of former Tennessee player Dane Bradshaw. The Dane Bradshaw Athletic Scholarship Endowment is awarded to the male or female student-athlete at UT who best epitomizes the characteristics of the 2006-07 senior captain.

## TOP PERFORMANCES UNDER PEARL AT AUBURN

## MOST POINTS TEAM

- 119, vs. Northwestern State (Nov. 27, 2015)  
119, vs. Winthrop (Nov. 24, 2017)
- 117, vs. Coastal Carolina (Dec. 15, 2016)
- 105, vs. Louisiana (Nov. 21, 2014)
- 103, vs. Mississippi College (Nov. 14, 2018)**

## MOST POINTS INDIVIDUAL

- 31, Bryce Brown vs. Norfolk State (Nov. 10, 2017)  
31, Mustapha Heron vs. Winthrop (Nov. 24, 2017)
- 29, Antoine Mason at Kentucky (Feb. 21, 2015)  
29, KT Harrell vs. LSU (Mar. 13, 2015)  
29, Bryce Brown vs. South Carolina (Mar. 3, 2018)

## MOST REBOUNDS TEAM

- 66, vs. Mississippi College (Nov. 14, 2018)**
- 52, vs. Gardner-Webb (Dec. 6, 2017)
- 51, vs. Eastern Kentucky (Nov. 17, 2016)  
51, at UConn (Dec. 23, 2016)
- 49, vs. Winthrop (Dec. 17, 2014)  
49, vs. Boston College (Dec. 12, 2016)

## MOST REBOUNDS INDIVIDUAL

- 19, Cinmeon Bowers at Middle Tennessee (Dec. 12, 2015)
- 18, Cinmeon Bowers vs. Alabama (Jan. 19, 2016)  
18, Cinmeon Bowers vs. Ole Miss (Feb. 20, 2016)
- 17, Cinmeon Bowers vs. Milwaukee (Nov. 14, 2014)  
17, Cinmeon Bowers vs. Winthrop (Dec. 17, 2014)  
17, Cinmeon Bowers vs. Mississippi State (Jan. 21, 2015)  
**17, Horace Spencer vs. Mississippi College (Nov. 14, 2018)**

## MOST 3-POINTERS TEAM

- 21, vs. Coastal Carolina (Dec. 15, 2016)
- 18, vs. South Alabama (Nov. 6, 2018)**
- 17, vs. Northwestern State (Nov. 27, 2015)  
17, vs. Vanderbilt (Feb. 3, 2018)
- 15, at Arkansas (Feb. 17, 2016)  
15, at Alabama (Feb. 4, 2017)  
**15, vs. Saint Peter's (Nov. 28, 2018)**

## MOST 3-POINTERS INDIVIDUAL

- 9, Bryce Brown at Arkansas (Feb. 17, 2016)
- 8, Kareem Canty at Middle Tennessee (Dec. 12, 2015)  
8, Bryce Brown vs. South Carolina (Mar. 3, 2018)
- 7, KT Harrell vs. Coastal Carolina (Dec. 5, 2014)
- 6, Kareem Canty vs. Colorado (Nov. 17, 2015)  
6, Bryce Brown at Hawaii (Dec. 25, 2015)  
6, Bryce Brown vs. LSU (Feb. 2, 2016)  
6, Bryce Brown vs. Winthrop (Nov. 24, 2017)  
6, Bryce Brown vs. UAB (Dec. 9, 2017)  
**6, Jared Harper vs. South Alabama (Nov. 7, 2018)**  
**6, Jared Harper vs. Duke (Nov. 20, 2018)**

## MOST FT MADE TEAM

- 31, vs. Arkansas (Feb. 10, 2015)  
31, at Arkansas - Feb. 27, 2018)
- 30, at South Carolina (Feb. 17, 2018)
- 29, vs. Georgia (Feb. 24, 2016)  
29, vs. Ole Miss (Jan. 9, 2017)

## MOST FT MADE INDIVIDUAL

- 15, KT Harrell vs. Georgia (Mar. 3, 2015)
- 14, Jared Harper vs. Ole Miss (Jan. 7, 2017)
- 12, Desean Murray vs. Ole Miss (Jan. 9, 2018)
- 11, Cinmeon Bowers vs. Missouri (Jan. 10, 2015)  
11, KT Harrell vs. Texas A&M (Mar. 12, 2015)  
11, KT Harrell vs. Kentucky (Mar. 14, 2015)  
11, Jared Harper at Arkansas (Feb. 27, 2018)  
11, Austin Wiley vs. Alabama (Jan. 21, 2017)  
11, Jared Harper vs. Oklahoma (Dec. 21, 2016)

## MOST FT ATTEMPTED TEAM

- 42, vs. Eastern Kentucky (Nov. 17, 2016)  
42, vs. Alabama (Jan. 21, 2017)
- 40, vs. Arkansas (Feb. 10, 2015)  
40, vs. Alabama (Jan. 19, 2016)
- 39, vs. Milwaukee (Nov. 14, 2014)  
39, vs. Georgia (Feb. 24, 2016)  
39, vs. Georgia State (Nov. 14, 2016)  
39, at South Carolina (Jan. 24, 2017)  
39, vs. Florida (Feb. 14, 2017)

## MOST FT ATTEMPTED INDIVIDUAL

- 18, Cinmeon Bowers vs. Missouri (Jan. 10, 2015)  
18, KT Harrell vs. LSU (Mar. 13, 2015)  
18, Austin Wiley vs. Alabama (Jan. 21, 2017)
- 17, Jared Harper vs. Ole Miss (Jan. 7, 2017)
- 16, Cinmeon Bowers vs. LSU (Feb. 2, 2016)

## MOST ASSISTS TEAM

- 25, vs. Saint Peter's (Nov. 28, 2018)**
- 24, vs. South Alabama (Nov. 6, 2018)**
- 23, vs. Northwestern State (Nov. 27, 2015)  
23, vs. USC Upstate (Nov. 29, 2016)  
23, at TCU (Jan. 28, 2017)

## MOST ASSISTS INDIVIDUAL

- 14, Jared Harper vs. Vanderbilt (Feb. 3, 2018)
- 13, Jared Harper vs. South Alabama (Nov. 6, 2018)**
- 10, Kareem Canty vs. Northwestern State (Nov. 27, 2015)  
10, Jared Harper vs. Gardner-Webb (Dec. 6, 2017)
- 9, Kareem Canty at Ole Miss (Jan. 27, 2016)  
9, Danjel Purifoy vs. USC Upstate (Nov. 29, 2016)

## MOST STEALS TEAM

- 16, vs. Saint Peter's (Nov. 28, 2018)**
- 14, vs. Georgia (Jan. 20, 2018)  
14, vs. Alabama (Feb. 21, 2018)  
**14, vs. Mississippi College (Nov. 14, 2018)**
- 13, vs. Boston College (Dec. 12, 2016)

## MOST STEALS INDIVIDUAL

- 5, K.C. Ross-Miller vs. Oregon State (Nov. 26, 2014)  
5, K.C. Ross-Miller vs. Middle Tennessee (Dec. 29, 2014)  
5, Antoine Mason at LSU (Feb. 5, 2015)
- 4 (16x), last Chuma Okeke vs. Duke (Nov. 20, 2018)**

## MOST BLOCKS TEAM

- 12, at Missouri (Jan. 10, 2017)
- 11, vs. Boston College (Dec. 12, 2016)  
10, vs. Gardner-Webb (Dec. 6, 2017)  
10, at Murray St. (Dec. 19, 2017)  
10, vs. Cornell (Dec. 30, 2017)

## MOST BLOCKS INDIVIDUAL

- 7, Horace Spencer at Arkansas (Feb. 17, 2016)
- 6, Horace Spencer vs. Oklahoma State (Jan. 30, 2016)  
6, Horace Spencer vs. Boston College (Dec. 12, 2016)  
6, Anfernee McLemore vs. Gardner-Webb (Dec. 6, 2017)  
6, Anfernee McLemore at Missouri (Jan. 24, 2018)

**AUBURN VS. UNC ASHEVILLE SERIES**

» Auburn leads UNC Asheville 2-1 all-time with all three games being played in Auburn. The Tigers won the first two games in the series 91-60 in 1998 and 83-38 in 2001. The Bulldogs' lone victory in the series came in a 70-69 overtime win in the first game in Auburn Arena history.

» Auburn head coach Bruce Pearl is 3-0 in his career against UNC Asheville with all three games being played in Knoxville while Pearl was at Tennessee. The Volunteers defeated the Bulldogs 86-73 in 2007, 87-69 in 2008 and 124-49 in 2009.

**SCINTILLATING START**

» Auburn is off to a 6-1 start for the third straight season after having just one 6-1 start in the previous 12 years. Last season, the Tigers extended their hot start to 16-1 after beginning 2016-17 with a 6-1 mark. In 2011-12, Auburn opened the season 8-1.

**DYNAMIC BACKCOURT**

» Auburn has been led so far this season by its dynamic backcourt of Bryce Brown and Jared Harper. The duo is averaging 31.9 points per game and is shooting 48-of-118 (40.7 percent) from 3-point range. They have combined for four 20-point games this season, including Auburn's win over Xavier in the first round of the Maui Invitational when Brown scored 26 and Harper added 25, season highs for each.

**BROWN SETS NEW 3-POINT RECORD**

» Bryce Brown went 4-of-8 from 3 against Arizona, all in the second half, to break Wesley's Person school record of 262 career 3-point field goals. The record breaker came with 5:00 remaining in the game to give Auburn a 66-51 lead. Brown now has 264 made 3-pointers in his career.

» Brown, who has made at least four 3-pointers in five of seven games this season, led Auburn with 19 points against Arizona. He averaged 20.3 points and hit 13 3s in three games in the Maui Invitational. He is averaging 3.71 made 3s per game this season, which is tied for 20th in the country.

**CONTINUING THE IMPROVEMENT: CONFERENCE WIN TOTALS**

Auburn is one of just 13 teams in the country to have improved its win totals in conference play each of the last four seasons. The Tigers are one of only two power-five programs to accomplish the feat, joining USC. Auburn won four Southeastern Conference games in 2015, five in 2016, seven in 2017 and 13 in 2018 to become the SEC champions.

» For his career, Brown is 267-of-698 (.383) from 3-point range. He is 21 3-pointers away from cracking the SEC's top 10 for career 3s. His 698 career 3-pointers attempted are second in Auburn history behind Frankie Sullivan's 713 and put him just 54 from moving in the SEC's career top 10 for 3-pointers attempted.

**All-Time 3-Pointers Made**

1. Bryce Brown	2015-P	267
2. Wesley Person	1990-94	262
3. Lance Weems	1992-96	240
4. Ronnie Battle	1989-93	236
5. Frankie Sullivan	2008-13	228

**BLOWOUT WINS**

» Auburn defeated South Alabama 101-58 (+43), Washington 88-66 (+22) and Mississippi College 103-52 (+51) to open the season. It is the first time the Tigers have opened the season with wins of 20 or more points in their first three games since the Tigers' SEC championship season of 1998-99.

» Five of Auburn's six victories this season have been by at least 16 points and the Tigers' six victories are by an average of 31.8 points. Auburn's 26.4-point scoring margin is third nationally and is the Tigers' best through seven games since Auburn outscored its first seven opponents by 32.6 points per game in 1998-99.

» Auburn's 51-point victory over Mississippi College is the Tigers' largest margin of victory since defeating Stony Brook 100-45 on Jan. 2, 2000.

**OLD, SAVVY VETERANS**

» Despite being a young team during Auburn's run to a conference title in 2017-18, the Tigers have turned into one of the most experienced teams in the country.

» Auburn is one of just seven programs without a scholarship freshman on its roster, joining Alcorn State, Bethune-Cookman, Louisville, South Alabama, Tulsa and UT Martin.

**TALE OF THE TAPE**



Scoring Offense	89.1	56.7
Scoring Defense	62.7	72.6
Scoring Margin	+26.4	-15.9
FG Pct.	.457	.381
FG Pct. Defense	.383	.458
3-pt. FG Pct.	.372	.292
3-pt. FG Pct. Defense	.327	.299
FT Pct.	.657	.696
Rebounds Per Game	43.1	32.0
Opp. Rebounds Per Game	33.9	36.1
Rebound Margin	+9.3	-4.1
Assists Per Game	17.0	10.7
Turnovers Per Game	12.0	18.4
Opp. Turnovers Per Game	19.7	13.6
Turnover Margin	+7.7	-4.9
Assist/Turnover Ratio	1.4	0.6
Steals Per Game	9.9	7.0
Blocks Per Game	5.4	3.6

**TOTAL +/-**

	Last Game	Season	Avg.
#0 Spencer	+15	+101	+14.4
#1 Harper	+38	+140	+20.0
#2 Brown	+40	+151	+21.6
#3 Purifoy	+0	+0	+0.0
#4 Dunbar	+12	+85	+12.1
#5 Okeke	+37	+156	+22.3
#10 Doughty	+45	+123	+17.6
#12 McCormick	+16	+84	+12.0
#14 Cook	+1	-5	-1.3
#20 Parker	+5	+0	+0.0
#21 Williams	-4	-14	-3.5
#22 Macoy	-2	-12	-3.0
#24 McLemore	+38	+107	+15.3
#33 Maasdorp	-2	-16	-4.0
#41 Blackstock	-2	-6	-1.5
#50 Wiley	+14	+46	+7.7
#54 Collier	-1	-9	-2.3

**PRE-GAME QUOTES**

**Head Coach Bruce Pearl**

On Anfernee McLemore opening up offense... "It gives you a different dimension. Anfernee [McLemore] and Malik [Dunbar], in particular, spent a great deal of time getting shots this week and it really paid off. When you are in Hawaii, you get practice time, but you really don't get time for shots. Sometimes these guys get conditioned as rhythm shooters and they need a couple hundred shots the day before the game or the day of to feel good."

**Austin Wiley, C, Jr.**

On individual effort on the glass... "Since we've gotten back from Maui, I've been working on rebounding better as well as defending the ball screen. I didn't feel like I did that that well last week so I've been working on that in practice."



**BIG-TIME W**

» Auburn's 22-point win over #25 Washington was the third-largest win over a ranked opponent in program history. It was just the Tigers' second win ever over a ranked non-conference opponent at home and the first in Auburn Arena, which is in its ninth season.

1. #9 Auburn 97, #8 Mississippi State 66 (1/3/59)
2. Auburn 81, #12 Alabama 57 (1/23/07)
3. #11 Auburn 88, #25 Washington 66 (11/9/18)

**DOUBLE-DIGIT LEADS**

» Auburn held a double-digit lead for all but 13:37 in its four home games. The Tigers held a double-digit lead for all but 30 seconds after the first media timeout in its four home games combined (from 14:50 to 14:20 in the first half against Washington). Auburn held a double-digit lead at the first media timeout in its first four home games: 17-4 over South Alabama, 14-4 over Washington and 10-0 over Mississippi College and Saint Peter's. In fact, Auburn has had a 20-point lead for 101:39 of the 160 minutes played at home this season, including all but 7:20 in the second half.

**TOP OF THE PACK**

» Auburn has fared well in the past two-plus seasons in the non-conference slate. The Tigers lead the SEC in both wins and winning percentage in non-league regular season games over the last two-plus seasons.

Team	'16-17	'17-18	'18-19	Total	Pct.
Auburn	11-2	12-1	6-1	29-4	.879
Arkansas	11-2	11-2	5-1	27-5	.844
Miss. State	9-3	12-1	6-1	27-5	.844
Kentucky	10-3	11-2	7-1	28-6	.824
Tennessee	8-5	10-2	6-1	24-8	.750
LSU	8-4	9-3	6-2	23-9	.719
Florida	10-3	9-4	4-3	23-10	.697
S. Carolina	10-3	9-4	4-3	23-10	.697
Georgia	9-4	9-3	4-3	22-10	.688
Alabama	7-5	9-4	5-2	21-11	.677
Texas A&M	8-4	11-2	2-4	21-10	.656
Ole Miss	9-4	7-6	5-2	21-12	.636
Missouri	5-7	10-3	4-3	19-13	.594
Vanderbilt	7-6	6-7	5-2	18-15	.545

(as of games on 12/2)

» The Tigers have earned wins vs. notable opponents in Arizona, Dayton, Middle Tennessee, Murray State, Oklahoma, TCU, Texas Tech, UConn (twice) and Xavier (twice).

**RPI IMPROVEMENT**

» In the four seasons before 2014-15, the Tigers held an average final RPI of 202. Since that point, Auburn has averaged a final RPI of 131. Here are the final RPI rankings in the last seven seasons and the latest in 2017-18.

2010-11	253
2011-12	145
2012-13	250
2013-14	160
2014-15	132 (Under Coach Pearl)
2015-16	160 (Under Coach Pearl)
2016-17	82 (Under Coach Pearl)
2017-18	16 (Under Coach Pearl)

» Over the last four seasons, Auburn has improved its average RPI by 83.3 positions, previous to the five years before Pearl and staff arrived.

» Only South Carolina (88.4) has improved its position more in the SEC, and that includes a run to the Final Four in 2017. the next-best improvement in the SEC is Arkansas at 58.9.

**AREAS OF IMPROVEMENT**

» Comparing the 2017-18 team to the 2018-19 team, the Tigers have made significant strides in a plethora of areas.

Through Seven Games	17-18	18-19
3-Pointers	65 (9.3)	84 (12.0)
Offensive Rebounds	90 (12.9)	119 (17.0)
Points Off Turnovers	141 (20.1)	205 (29.3)
Second Chance Points	105 (15.0)	118 (16.9)
Steals	51 (7.3)	69 (9.9)

**GLASS EATERS**

» Auburn won the rebounding battle five times including by at least 15 in three of its seven games. The Tigers have a plus-9.3 rebounding margin, which is 22nd in the country. Auburn has outrebounded its opponents 119-71 on the offensive glass, which has led to a 118-59 (16.9-8.4) advantage in second-chance points. The Tigers have averaged 17.0 offensive rebounds per game, which ranks second in the country.

» Chuma Okeke (3.3), Horace Spencer (3.1), Anfernee McLemore (2.4) and Austin Wiley (2.0) lead the Tigers in offensive rebounding.

**KEEP IT 100**

» Auburn scored 103 points vs. Mississippi College, the most points for the Tigers since a 119-85 victory over Winthrop last season. It is the second time the Tigers have reached the century mark this season after defeating South Alabama 101-58 in the season opener, and the seventh time in 135 games under head coach Bruce Pearl. Prior to Pearl's arrival, Auburn hadn't scored 100 points in the previous 337 games since a 105-66 victory over Grambling State on Nov. 29, 2003.

**BALANCED SCORING**

» Seven Tigers are averaging at least 7.6 points per game including Bryce Brown (17.3), Jared Harper (14.6), Austin Wiley (12.0), Chuma

Okeke (11.9), Malik Dunbar (10.1), Samir Doughty (8.0) and Anfernee McLemore (7.6). Auburn has placed six players in double figures in two of its seven games. Eight different Tigers have scored in double figures in at least one game this season. For the season, the Tigers are averaging 89.1 points per game, which is 10th nationally, and have scored at least 88 points in five of seven games.

**TIGERS WINNING THE TURNOVER BATTLE**

» Auburn has a plus-7.7 turnover margin for the season, which is fourth in the country. The Tigers are seventh nationally forcing 19.7 turnovers per game, while only turning it over 12.0 times per contest themselves. Auburn has forced at least 18 turnovers in all but one game. The Tigers are outscoring opponents 29.3-7.6 on points off turnovers and has won the points off turnovers battle in all seven games. Auburn has scored at least 25 points off turnovers in six of seven games this season.

» In its last game, Auburn forced Saint Peter's into 26 turnovers and turned those turnovers into 38 points, both season highs. It is the most turnovers the Tigers have forced since forcing 28 turnovers against North Florida on Nov. 11, 2016.

» Because of its dominance on the offensive glass and with turnovers, Auburn has 121 more field-goal attempts than its opponents through seven games (17.3).

**CHEF HARPER WITH THE POP, BOY**

» Jared Harper has three 20-point games this season, including 20 points on 7-of-13 shooting and 6-of-10 3-pointers to go with 13 assists, five rebounds and two steals in the season-opening win over South Alabama. Harper added 25 points, eight assists, six rebounds and three steals in Auburn's overtime win over Xavier in the first round of the Maui Invitational. He poured in 22 points on 6-of-10 3-pointers and dished out six assists the next day against No. 1 Duke. For the season, Harper is scoring 14.6 points, 7.0 assists, 3.4 rebounds and 1.3 steals per game while shooting 43.1 percent from 3-point range and 85.7 from the free-throw line.

**OFF THE COURT: ANFERNEE MCLEMORE**

Anfernee McLemore is the perfect embodiment of what it means to be a student-athlete at Auburn University. The two-time Academic Top Tiger honoree recently served on the prestigious Southeastern Conference Men's Basketball Leadership Council. He also has logged hours at the "Breakfast Club" where he serves as a role model for young kids in the Auburn community.



» Auburn has scored 119 points off Harper's assists this season. Harper is averaging 7.0 assists per game, which is tied for seventh nationally. He has made or assisted on 83 of the Tigers' 225 field goals this season (36.9 percent).

» The junior has made 281 free throws in his career, which puts him six away from cracking the top-10 all-time at Auburn.

**All-Time Free Throws Made**

--			
8.	KT Harrell	2013-15	296
9.	Reggie Gallon	1989-93	289
10.	Chris Morris	1984-88	287
--	<b>Jared Harper</b>	<b>2016-P</b>	<b>281</b>

**BMOG**

» Austin Wiley has scored in double figures in four of the last five games, including 17 points on 7-of-11 shooting and nine rebounds against No. 1 Duke. The junior is shooting 27-of-43 (.628) from the field on the season. He added 18 points on 8-of-10 field goals and seven rebounds against Mississippi College, 18 points on 7-of-13 field goals, nine rebounds and three blocks against Saint Peter's and 11 points and three blocks against Xavier.

**RETURN TO SENDER**

» Auburn set a new program record with 180 blocks last season. The Tigers have had three of its program's top-10 single-season block totals during Bruce Pearl's first four seasons on the Plains. [1. 180, 2017-18; 3. 162, 2016-17; 10. 126, 2015-16]. Auburn has two of its top-8 all-time shot blockers on its current roster. Senior Horace Spencer has blocked 140 shots, which ranks sixth in program history. Spencer is just one block behind Chris Morris (1984-88) for fifth all-time at Auburn and five shy of Charles Barkley (1981-84) for fourth. Junior Anfernee McLemore ranks eighth at Auburn with 123 career blocks.

» As a team, Auburn is averaging 5.4 blocks per game, which is tied for 23rd in the country.

**All-Time Blocks Leaders**

1.	Kyle Davis	2000-04	360
2.	Mamadou N'diaye	1996-2000	241
3.	Korvotney Barber	2005-09	155
4.	Charles Barkley	1981-84	145
5.	Chris Morris	1984-88	141
6.	<b>Horace Spencer</b>	<b>2015-P</b>	<b>140</b>
7.	Pat Burke	1993-97	133
8.	<b>Anfernee McLemore</b>	<b>2016-P</b>	<b>123</b>
9.	Asaiah Dixon-Tatum	2012-14	108
10.	Kenny Gabriel	2009-12	105

**TIGERS FROM DOWNTOWN**

» Auburn is averaging 12.0 made 3s per game, which is tied for sixth nationally, and the Tigers have made double digit threes in five of seven games. Auburn has four players averaging at least one made 3-pointer per game.

**LOCKDOWN DEFENSE**

» Auburn has held four of its seven opponents to under 60 points this season after holding just two opponents to under 60 points in 2017-18. In its last game, Auburn held Saint Peter's to a 26.9 field-goal percentage. It is the lowest field-goal percentage for a Tigers' opponent since Auburn held Florida A&M to 21.9 percent shooting on Jan. 4, 2014. The Peacocks' 49 points are the fewest for an Auburn opponent since the Tigers held Middle Tennessee to 48 points on Dec. 29, 2014.

» Auburn has held all six of its opponents under their scoring averages during the 2018-19 season (excludes season opener).

**STRONG BENCH PRODUCTION**

» Auburn scored 41 bench points against Saint Peter's in its last game led by Austin Wiley (16) and Malik Dunbar (14). Dunbar has scored in double figures four times this season after doing so just three times last season. Nine times Auburn has had a player score in double figures coming off the bench led by Dunbar and Wiley, who have each done it four times. Horace Spencer recorded his first career double-double (14 points, 17 rebounds) coming off the bench against Mississippi College. The Tigers have scored at least 20 bench points five times and 30 bench points three times this season. On average, Auburn's reserves outscore its opponents' bench, 29.9-14.7.

**PLAYER TO WATCH: CHUMA OKEKE**

In his second season with the Tigers, Chuma Okeke has increased his role in a big way. The Atlanta, Ga. native is averaging 11.9 points and a team-high 7.3 rebounds per contest. Okeke has started every game so far this season. He came off the bench in all 34 games last year. Okeke is shooting a scalding 42 percent from behind the arc in 2018-19. The Tigers are 4-0 all-time when makes at least three 3s.



**AWARD CASE**

**Bryce Brown**

Jerry West Award Watch List  
Preseason All-SEC Second Team  
SEC Player of the Week (Nov. 26)

**Samir Doughty**

Top Impact Transfer (Jon Rothstein)

**Jared Harper**

Bob Cousy Award Watch List  
Preseason All-SEC Second Team

**Chuma Okeke**

Top-20 Breakout Player (Jon Rothstein)  
SEC Player of the Week (Nov. 12)

**Austin Wiley**

Kareem Abdul-Jabbar Award Watch List

» Over the last three games, Auburn is outscoring its opponents 98-19 in bench points.

**ARENA RECORDS**

» The Tigers set a pair of Auburn Arena records in its last game against Saint Peter's with 25 assists and 16 steals against Saint Peter's. Auburn's previous record of 24 assists came against Arkansas-Pine Bluff on Dec. 30, 2013. The former mark of 15 steals came in a game against Presbyterian on Dec. 18, 2010.

**TIGERS DOMINATING NON-CON AT HOME**

» Auburn has posted a 17-0 home record against non-conference opponents over the last two-plus seasons after a 4-0 start to the season. The Tigers posted a 7-0 mark last season and 6-0 in 2016-17 at Auburn Arena against non-conference opponents. Auburn has topped the 100-point plateau five times during the streak including twice in four home games this season. Fourteen of Auburn's 17 wins during the streak have been by at least 16 points.

» During Bruce Pearl's tenure as Auburn's head coach, the Tigers have posted a 28-3 (.903) mark against non-conference opponents at Auburn Arena.

**I'LL TAKE THAT**

» Auburn is averaging 9.9 steals per game, which is good for eighth in the country and has five players averaging at least a steal per game led by Samir Doughty, who is averaging 1.7 steals per game.

**HOMECOURT ADVANTAGE**

» Auburn is 18-1 at Auburn Arena since the start of last season. The Tigers' lone home loss over that period was by one point, 81-80, to Texas A&M last season. During that span, Auburn is outscoring its opponents by 20.2 points per game (89.9-69.7) at home. The Tigers have reached the 80-point plateau in 15 of those 19 games and have scored at least 76 points in all of them. Auburn is averaging 11.1 made 3-pointers per game, while shooting 39.3 percent from behind the arc in those games. Also, the Tigers have forced an average of 15.9 turnovers per game and are shooting 46.9 percent from the floor in home games during that time.



**AUBURN ARENA SELLOUTS**

» There have been 23 sellouts in Auburn Arena, which is in its ninth season. Under Bruce Pearl, Auburn has had 18 sellouts in four years (65 games) compared to only five in the 72 games prior to Pearl's arrival in 2014-15. The Tigers have won nine straight games played in front of a sold-out crowd at Auburn Arena.

Auburn Arena Sellouts			
Date	Opponent	Att.	Score
11-12-10	UNC Asheville	9,121	L, 70-69 (OT)
1-22-11	Alabama	9,121	L, 68-58
2-12-11	Mississippi State	9,121	W, 65-62
1-11-12	Kentucky (#2)	9,121	L, 68-53
1-19-13	Kentucky	9,121	L, 75-53
1-16-15	South Carolina	9,121	W, 71-68
2-7-15	Ole Miss	9,121	L, 86-79
2-17-15	Alabama	9,121	L, 79-68
3-7-15	Georgia	9,121	L, 64-61
11-13-15	UAB	9,121	W, 75-74
1-16-16	Kentucky (#14/13)	9,121	W, 75-70
1-19-16	Alabama	9,121	W, 83-77
12-29-16	Georgia	9,121	L, 96-84
1-7-17	Ole Miss	9,121	L, 88-85
1-21-17	Alabama	9,121	W, 84-64
1-9-18	Ole Miss	9,121	W, 85-70
1-20-18	Georgia	9,121	W, 79-65
1-27-18	LSU	9,121	W, 95-70
2-3-18	Vanderbilt	9,121	W, 93-81
2-14-18	Kentucky	9,121	W, 76-66
2-21-18	Alabama	9,121	W, 90-71
3-3-18	South Carolina	9,121	W, 79-70
11-9-18	Washington (#25)	9,121	W, 88-66

**WHOLE LOTTA DUBS**

» Bruce Pearl led Auburn to its 10th 20-win season all-time in 2017-18. Pearl is the sixth head coach to lead Auburn to a 20-win season.

**20-Win Seasons All-Time**

Rank	Wins	Year
1.	29	1998-99
2.	26	2017-18
3.	24	2008-09
	24	1999-00
5.	22	2002-03
	22	1985-86
	22	1984-85
8.	20	1983-84
	20	1958-59
	20	1927-28

» Coach Pearl has had 18 seasons of at least 20 wins in 23 seasons as a head coach.

**Most Wins in Consecutive Seasons All-Time**

Rank	Wins	Year
1.	53	1998-99/1999-2000
2.	45	1997-98/1998-99
3.	44	2016-17/2017-18
	44	1984-85/1985-86

**WATCH LIST SZN**

» Auburn has three players on national award watch lists heading into the 2018-19 season.

» Jared Harper was tabbed to the Bob Cousy Award Watch List, given annually to the nation's top point guard.

» Bryce Brown was selected to the Jerry West Award Watch List, given to the country's best shooting guard.

» Austin Wiley earned a nod on the Kareem Abdul-Jabbar Award Watch List, handed out to the best center in the nation.

» Auburn, Gonzaga and Kansas are the only three programs to have representatives on the three national watch lists.

**IMPACT TRANSFER**

» Junior Samir Doughty was selected as a top impact transfer entering the 2018-19 season, according to Jon Rothstein. Doughty sat out last year after averaging 9.0 points, 3.6 rebounds and 2.1 assists per game at VCU.

**BREAKOUT PLAYER**

» After a solid freshman season coming off the bench, sophomore Chuma Okeke earned recognition as a top-20 breakout player in the country by Jon Rothstein. Okeke, who played in all 34 games, finished 4th among SEC freshmen in rebounding with 197 total boards and had back-to-back double-doubles in two of the final four games of the season.

**NBA SETTING UP CAMP IN AUBURN**

» Head coach Bruce Pearl brought the first-ever Pro Day to Auburn last year. The Tigers completed their second consecutive session in front of NBA scouts and executives in October.

» Between the two one-day events, 59 scouts came to watch Auburn's players go through drills and scrimmage live to showcase their talents.

» More recently, the Tigers hosted 21 NBA scouts to Auburn Arena for the top-25 battle with Washington.

**GETTING IT DONE IN THE CLASSROOM**

» When head coach Bruce Pearl took the job at Auburn, he made a commitment to make sure his kids focused on their school work.

» In May, Auburn received an Academic Progress Rate Public Recognition Award marking the first time the Tigers have been honored since the award began tracking data in 2004.

» The NCAA annually honors teams earning multiyear Academic Progress Rates in the top 10 percent of all squads in each sport.

» Auburn has three consecutive perfect APR scores of 1,000.

» The Tigers boast 995 multi-year score from 2013-17, the best in program history.

» Auburn has graduated 18 student-athletes in the last four years - the most by any program in the SEC.

**TOP-10 CLASS**

On the heels of a 26-win season that included a Southeastern Conference championship and a berth in the NCAA Tournament, head coach Bruce Pearl and the Auburn basketball team have inked a top-10 recruiting class that includes five four-star prospects.

"What jumps out to me about this class is the character, toughness, hunger, not entitled and wanting to continue to make history at Auburn. I think all five of these guys have a chance to be great Auburn men."  
- Coach Pearl

**2019 CLASS**

Player	Pos.	Ht.	Hometown
Babtunde Akingbola	C	6-8	Powder Springs, Ga.
Allen Flanigan	G/F	6-5	Little Rock, Ark.
Tyrell Jones	G	6-1	Chicago, Ill.
Isaac Okoro	F	6-6	Powder Springs, Ga.
Jaylin Williams	F	6-7	Nahunta, Ga.

**Babtunde Akingbola  
6-8, 220, C**

ESPN - 3 star, #15 in Georgia, #52 PF  
Rivals - 4 star  
247 Sports - 3 star, #15 in Georgia, #47 C

- Had 70 reb and 27 blk in Nike EYBL circuit
- 6.0 pts, 6.1 reb, 3.0 blk, 1.1 apg as junior at McEachern HS
- Led team to third-place finish at the 45th annual City of Palms Classic

**Allen Flanigan  
6-5, 200, G/F**

ESPN - 4 star, #1 in Arkansas, #33 SF  
Rivals - 3 star  
247 Sports - 3 star, #3 in Arkansas, #63 SF

- Son of Auburn legend and current assistant coach Wes Flanigan
- 13.0 ppg, 6.5 rpg, 2.9 spg as a junior at Parkview Magnet HS
- As a junior, averaged 13.0 points, 6.5 rebounds and 2.9 assists per game while playing for his grandfather, Alfred Flanigan

**Tyrell Jones  
6-1, 170, G**

ESPN - 4 star, #92 overall, #8 in Florida, #13 PG  
Rivals - 4 star, #105 overall, #16 PG  
247 Sports - 4 star, #88 overall, #13 in Florida

- 17.2 ppg, 3.0 apg, 3.0 rpg, 2.2 spg as a junior at West Oaks Academy in Orlando, Fla.
- Secured 11 games in double figures as a junior
- Hit a school record 12 3s in one game

**Isaac Okoro  
6-6, 215, F**

ESPN - 4 star, #44 overall, #2 in Georgia, #7 SF  
Rivals - 4 star, #32 overall, #5 SF  
247 Sports - 4 star, #38 overall, #2 in Georgia, #7 SF

- Gold Medalist for USA U17 World Cup Team
- 20.3 ppg, 6.4 rpg as a junior for McEachern HS
- In three seasons, led the team to an 81-8 record that includes three state tournament appearances.

**Jaylin Williams  
6-7, 215, F**

ESPN - 4 star, #6 in Georgia, #35 SF  
Rivals - 4 star, #95 overall, #22 PF  
247 Sports - 4 star, #6 in Georgia, #21 PF

- First Team All-State selection as a junior
- Had consecutive games where he scored 44 points, followed by a 51-point, 10-rebound, 6-block outing
- Averaged 11.9 points, 4.9 rebounds and 1.9 assists while shooting 63 percent from the floor last summer

### STAT RANKINGS (AS OF 12/3)

	Value	SEC	NCAA
Winning Pct.	.857	2nd	34th
Scoring Offense	89.1	1st	10th
Scoring Defense	62.7	3rd	35th
Scoring Margin	+26.4	1st	1st
Field Goal Pct.	.457	10th	152nd
Field Goal Pct. Def.	.383	3rd	34th
3-pt. FG Per Game	12.0	1st	6th
3-pt. FG Pct.	.372	2nd	87th
3-pt. FG Pct. Def.	.327	7th	164th
Free Throw Pct.	.657	12th	271st
Free Throws Made	90	11th	269th
Free Throws Att.	137	10th	248th
Rebounds	43.1	2nd	14th
Rebound Margin	+9.3	2nd	20th
Off. Rebounds	17.0	1st	2nd
Def. Rebounds	26.1	8th	170th
Assists	17.0	3rd	35th
Assist/Turnover	1.42	2nd	33rd
Turnover Margin	+7.7	1st	4th
Turnovers Forced	19.7	1st	6th
Blocks	5.4	5th	24th
Steals	9.9	1st	8th

#### INDIVIDUAL

##### Assist-to-Turnover Ratio

Jared Harper \_\_\_\_\_ 3.27 \_\_\_\_\_ 4th \_\_\_\_\_ 39th

##### Assists Per Game

Jared Harper \_\_\_\_\_ 7.0 \_\_\_\_\_ 1st \_\_\_\_\_ 9th

##### Blocks Per Game

Anfernee McLemore \_\_\_\_\_ 1.9 \_\_\_\_\_ 8th \_\_\_\_\_ 77th

##### Minutes Per Game

Jared Harper \_\_\_\_\_ 32:27 \_\_\_\_\_ 5th \_\_\_\_\_ 233rd

##### Offensive Rebounds Per Game

Chuma Okeke \_\_\_\_\_ 3.3 \_\_\_\_\_ 2nd \_\_\_\_\_ 41st

Horace Spencer \_\_\_\_\_ 3.1 \_\_\_\_\_ 3rd \_\_\_\_\_ 51st

##### Points Per Game

Bryce Brown \_\_\_\_\_ 17.3 \_\_\_\_\_ 5th \_\_\_\_\_ 149th

##### Rebounds Per Game

Chuma Okeke \_\_\_\_\_ 7.3 \_\_\_\_\_ 9th \_\_\_\_\_ 178th

##### Steals Per Game

Samir Doughty \_\_\_\_\_ 1.7 \_\_\_\_\_ 5th \_\_\_\_\_ 155th

##### Three-Pointers Per Game

Bryce Brown \_\_\_\_\_ 3.7 \_\_\_\_\_ 2nd \_\_\_\_\_ 22nd

Jared Harper \_\_\_\_\_ 3.1 \_\_\_\_\_ 3rd \_\_\_\_\_ 53rd

##### Total Three-Point FG Made

Bryce Brown \_\_\_\_\_ 26 \_\_\_\_\_ 1st \_\_\_\_\_ 37th

Jared Harper \_\_\_\_\_ 22 \_\_\_\_\_ 3rd \_\_\_\_\_ 85th

##### Total Assists

Jared Harper \_\_\_\_\_ 49 \_\_\_\_\_ 1st \_\_\_\_\_ 27th

##### Total Blocks

Anfernee McLemore \_\_\_\_\_ 13 \_\_\_\_\_ 8th \_\_\_\_\_ 79th

##### Total Steals

Samir Doughty \_\_\_\_\_ 12 \_\_\_\_\_ 5th \_\_\_\_\_ 191st

### WINS/LOSSES

Category	Wins	Losses
Scoring Offense	92.0	72.0
Scoring Defense	60.2	78.0
Scoring Margin	+31.8	-6.0
Field Goal Pct.	.475	.364
Field Goal Pct. Def.	.372	.444
3-pt. FG Per Game	12.2	11.0
3-pt. FG Pct.	.376	.344
3-pt. FG Pct. Def.	.336	.280
Free Throw Pct.	.664	.556
Free Throws Made	14.2	5.0
Rebounds	43.5	41.0
Rebound Margin	+11.7	-5.0
Off. Rebounds	16.8	18.0
Def. Rebounds	26.7	23.0
Assists	17.5	14.0
Assist/Turnover	1.4	1.6
Turnover Margin	+8.3	+4.0
Turnovers Forced	20.8	13.0
Steals	10.2	8.0
Blocks	6.0	2.0

### CURRENT STREAKS

Overall _____	Won 2
vs. Unranked _____	Won 6
vs. Ranked _____	Lost 1
Home _____	Won 6
vs. SEC _____	Won 3
vs. Non-SEC _____	Won 17
vs. Ranked _____	Won 2
vs. Unranked _____	Won 6
Road _____	Lost 3
vs. SEC _____	Lost 3
vs. Non-SEC _____	Won 2
vs. Ranked _____	Won 1
vs. Unranked _____	Lost 3
Neutral _____	Won 1
vs. Ranked _____	Lost 9
vs. Unranked _____	Won 3

#### CONSECUTIVE GAMES WITH A 3-POINTER

Danjel Purifoy _____	13
Bryce Brown _____	10
Malik Dunbar _____	4

#### CONSECUTIVE GAMES WITH 10+ POINTS

Bryce Brown _____	12
Danjel Purifoy _____	3

### AUBURN IN THE POLLS

Date	AP Poll	Coaches Poll
Preseason	11	12
Nov. 12	9	12
Nov. 19	8	9
Nov. 26	8	10
Dec. 3	8	9

### AP POLL

Rank	School	Record	Points
1	Gonzaga (43)	8-0	1,578
2	Kansas (19)	6-0	1,539
3	* Duke (1)	7-1	1,463
4	Virginia (1)	7-0	1,367
5	Michigan	8-0	1,339
6	Nevada	8-0	1,300
7	* Tennessee	6-1	1,238
<b>8</b>	<b>Auburn</b>	<b>6-1</b>	<b>1,154</b>
9	* Kentucky	7-1	1,070
10	Michigan State	6-2	915
11	Florida State	6-1	871
12	Wisconsin	7-1	809
13	Texas Tech	7-0	783
14	North Carolina	6-2	782
15	Virginia Tech	6-1	675
16	Kansas State	6-1	629
17	Buffalo	7-0	515
18	Iowa	6-1	417
19	Ohio State	7-1	385
20	Arizona State	7-0	384
21	Villanova	6-2	356
22	* Mississippi State	6-1	243
23	Maryland	7-1	204
24	Nebraska	7-1	176
25	Furman	8-0	101

Others receiving votes: Purdue 100, Syracuse 62, Marquette 47, Iowa St. 46, Texas 44, Creighton 42, St. John's 39, Houston 30, \*NC State 14, Indiana 13, \*Arizona 12, Louisville 11, Clemson 11, Radford 9, TCU 9, Notre Dame 3, \*Arkansas 3, Oregon 3, UCLA 3, Florida 2, Boston College 2, Davidson 1, Oklahoma 1.

\* - Auburn opponent

### USA TODAY COACHES POLL

Rank	School	Record	Points
1	Gonzaga (21)	8-0	788
2	Kansas (10)	6-0	771
3	* Duke	7-1	712
4	Virginia	7-0	704
5	Michigan (1)	8-0	680
6	Nevada	8-0	629
7	* Tennessee	6-1	618
8	* Kentucky	7-1	547
<b>9</b>	<b>Auburn</b>	<b>6-1</b>	<b>534</b>
10	Michigan State	6-2	483
11	Florida State	6-1	405
12	North Carolina	6-2	389
13	Texas Tech	7-0	387
14	Virginia Tech	6-1	359
15	Kansas State	6-1	346
16	Wisconsin	7-1	322
17	Ohio State	7-1	249
18	Buffalo	7-0	241
19	Iowa	6-1	185
20	Arizona State	7-0	156
21	Villanova	6-2	143
22	* Mississippi State	6-1	124
23	Maryland	7-1	120
24	Purdue	5-3	89
25	Nebraska	7-1	73

Others receiving votes: Houston 58, St. John's 33, Iowa St. 33, Creighton 32, Furman 30, UCLA 28, Texas 24, Clemson 24, Syracuse 22, \*NC State 11, Oregon 9, Cincinnati 8, Indiana 8, West Virginia 5, UCF 5, \*LSU 5, Pittsburgh 5, North Texas 2, \*Florida 2, Radford 1, Marquette 1.

\* - Auburn opponent

## AUBURN'S RECORD

Overall	6-1
Home	4-0
Away	0-0
Neutral	2-1
Conference	0-0
Home	0-0
Away	0-0
Non-Conference	6-1
Home	4-0
Away	0-0
Neutral	2-1
Overtime	1-0
Wearing white Auburn uniforms	2-0
Wearing white Tigers uniforms	2-0
Wearing navy uniforms	2-0
Wearing orange uniforms	0-1
Leading at half	6-0
Trailing at half	0-1
Tied at half	0-0
Leading with 5:00 remaining in second half	6-0
Trailing with 5:00 remaining in second half	0-1
Tied with 5:00 remaining in second half	0-0
Has more rebounds than opponent	5-0
Has fewer rebounds than opponent	1-1
Same rebounds as opponent	0-0
Commits more turnovers than opponent	0-0
Causes more turnovers than opponent	6-1
Same turnovers as opponent	0-0
Has more FT attempts than opponent	3-0
Has fewer FT attempts than opponent	2-1
Same FT attempts as opponent	1-0
Shoots 40% or better from field	6-0
Shoots less than 40% from field	0-1
Opponent shoots 40% or better from field	4-1
Opponent shoots less than 40% from field	2-0
Shoots better than opponent	5-0
Opponent shoots better	1-1
Same FG percentage	0-0
Bench outscores opponent's bench	4-1
Opponent's bench outscores Auburn bench	2-0
Same points off the bench	0-0
Auburn scores 100 or more	2-0
Auburn scores between 90-99	1-0
Auburn scores between 80-89	2-0
Auburn scores between 70-79	1-1
Auburn scores between 60-69	0-0
Auburn scores less than 60	0-0
Opponent scores 100 or more	0-0
Opponent scores between 90-99	0-0
Opponent scores between 80-89	0-0
Opponent scores between 70-79	1-1
Opponent scores between 60-69	1-0
Opponent scores less than 60	3-0
On Sunday	0-0
On Monday	1-0
On Tuesday	1-1
On Wednesday	3-0
On Thursday	0-0
On Friday	1-0
On Saturday	0-0
In November	5-1
In December	0-0
In January	0-0
In February	0-0
In March	0-0
Five-plus players score in double-figures	3-0
Four players score in double figures	2-0
Three players score in double figures	1-1
Two players score in double figures	0-0
One player scores in double figures	0-0

## MISCELLANEOUS STATISTICS

Largest margin of victory	51, vs. Mississippi College (11/14/18)
Smallest margin of victory	9, vs. Xavier (OT) (11/19/18)
Largest margin of defeat	6, vs. Duke (11/20/18)
Smallest margin of defeat	6, vs. Duke (11/20/18)
Biggest rebound margin	+31, vs. Mississippi College (11/14/18)
Biggest rebound deficit	-7, vs. Xavier (OT) (11/19/18)
Average margin of victory/defeat	+31.8/-6.0
Largest halftime lead	28, vs. Saint Peter's (11/28/18)
Largest halftime lead blown	-
Largest halftime deficit	8, vs. Duke (11/20/18)
Largest halftime deficit overcome to win	-
Largest overall lead	55, vs. Saint Peter's (2H) (11/28/18)
Largest overall lead blown	-
Largest overall deficit	17, vs. Duke (1H) (11/20/18)
Largest deficit overcome to win	3, vs. Xavier (1H) (OT) (11/19/18)

## TEAM EXTREMES

Most points scored	103, vs. Mississippi College (11/14/18)
Fewest points scored	72, vs. Duke (11/20/18)
Most rebounds	66, vs. Mississippi College (11/14/18)
Fewest rebounds	30, vs. Arizona (11/21/18)
Most assists	25, vs. Saint Peter's (11/28/18)
Fewest assists	10, vs. Arizona (11/21/18)
Most turnovers	15, vs. Arizona (11/21/18)
Fewest turnovers	9, vs. Duke (11/20/18)
Most steals	16, vs. Saint Peter's (11/28/18)
Fewest steals	4, vs. Arizona (11/21/18)
Most blocks	8 (2x), last vs. Saint Peter's (11/28/18)
Fewest blocks	2 (2x), last vs. Arizona (11/21/18)
Best shooting percentage	.540 (27-50), vs. Arizona (11/21/18)
Worst shooting percentage	.364 (28-77), vs. Duke (11/20/18)
Best 3-pt. percentage	.484 (15-31), vs. Saint Peter's (11/28/18)
Worst 3-pt. percentage	.242 (8-33), vs. Mississippi College (11/14/18)
Best FT percentage	.783 (18-23), vs. Washington (11/9/18)
Worst FT percentage	.500 (7-14), vs. South Alabama (11/6/18)
Most points (1st half)	52, vs. South Alabama (11/6/18)
Fewest points (1st half)	28, vs. Arizona (11/21/18)
Most points (2nd half)	55, vs. Mississippi College (11/14/18)
Fewest points (2nd half)	39, vs. Duke (11/20/18)
Most points (OT)	11, vs. Xavier (OT) (11/19/18)
Fewest points (OT)	11, vs. Xavier (OT) (11/19/18)

## STARTLING LINEUPS

### Record when starting lineup is:

Brown, Doughty, Harper, McLemore, Okeke 6-1

### Record when starts:

Bryce Brown	6-1
Samir Doughty	6-1
Jared Harper	6-1
Anfernee McLemore	6-1
Chuma Okeke	6-1

### AUBURN INDIVIDUAL GAME HIGHS

Points \_\_\_\_\_ 26, Bryce Brown vs. Xavier (OT) (11/19/18)  
 \_\_\_\_\_ 25, Jared Harper vs. Xavier (OT) (11/19/18)  
 Field Goals Made \_\_\_\_\_ 9, Bryce Brown vs. Xavier (OT) (11/19/18)  
 \_\_\_\_\_ 8, Jared Harper vs. Xavier (OT) (11/19/18)  
 \_\_\_\_\_ 8, Anfernee McLemore vs. Saint Peter's (11/28/18)  
 Field Goal Att. \_\_\_\_\_ 19, Jared Harper vs. Duke (11/20/18)  
 \_\_\_\_\_ 18, Bryce Brown vs. Xavier (OT) (11/19/18)  
 FG Pct. \_\_\_\_\_ .857 (6-7), Malik Dunbar vs. Arizona (11/21/18)  
 3-Point FG Made \_\_\_\_\_ 6, Jared Harper vs. South Alabama (11/6/18)  
 \_\_\_\_\_ 6, Jared Harper vs. Duke (11/20/18)  
 3-Point FG Att. \_\_\_\_\_ 13, Bryce Brown vs. Xavier (OT) (11/19/18)  
 \_\_\_\_\_ 13, Jared Harper vs. Duke (11/20/18)  
 3-Pt FG Pct. \_\_\_\_\_ 1.000 (3-3), Chuma Okeke vs. Washington (11/9/18)  
 Free Throws Made \_\_\_\_\_ 8, Austin Wiley vs. Mississippi College (11/14/18)  
 Free Throw Att. \_\_\_\_\_ 10, Austin Wiley vs. Mississippi College (11/14/18)  
 FT Pct. \_\_\_\_\_ 1.000 (3-3), Chuma Okeke vs. South Alabama (11/6/18)  
 \_\_\_\_\_ 1.000 (4-4), Samir Doughty vs. Washington (11/9/18)  
 \_\_\_\_\_ 1.000 (4-4), Jared Harper vs. Washington (11/9/18)  
 \_\_\_\_\_ 1.000 (3-3), Bryce Brown vs. Arizona (11/21/18)  
 Rebounds \_\_\_\_\_ 17, Horace Spencer vs. Mississippi College (11/14/18)  
 Assists \_\_\_\_\_ 13, Jared Harper vs. South Alabama (11/6/18)  
 Steals \_\_\_\_\_ 4, Samir Doughty vs. Washington (11/9/18)  
 \_\_\_\_\_ 4, Chuma Okeke vs. Duke (11/20/18)  
 Blocked Shots \_\_\_\_\_ 3, Anfernee McLemore vs. South Alabama (11/6/18)  
 \_\_\_\_\_ 3, Chuma Okeke vs. South Alabama (11/6/18)  
 \_\_\_\_\_ 3, Anfernee McLemore vs. Mississippi College (11/14/18)  
 \_\_\_\_\_ 3, Austin Wiley vs. Xavier (OT) (11/19/18)  
 \_\_\_\_\_ 3, Austin Wiley vs. Saint Peter's (11/28/18)  
 Turnovers \_\_\_\_\_ 5, Chuma Okeke vs. South Alabama (11/6/18)  
 \_\_\_\_\_ 5, Jared Harper vs. Xavier (OT) (11/19/18)  
 Fouls \_\_\_\_\_ 5 (3x), last Samir Doughty vs. Duke (11/20/18)  
 Minutes \_\_\_\_\_ 43, Bryce Brown vs. Xavier (OT) (11/19/18)  
 \_\_\_\_\_ 43, Jared Harper vs. Xavier (OT) (11/19/18)

### OPPONENT INDIVIDUAL GAME HIGHS

Points \_\_\_\_\_ 25, Rodrick Sikes vs. South Alabama (11/6/18)  
 Field Goals Made \_\_\_\_\_ 8, Rodrick Sikes vs. South Alabama (11/6/18)  
 Field Goal Att. \_\_\_\_\_ 20, RJ Barrett vs. Duke (11/20/18)  
 FG Pct. \_\_\_\_\_ .778 (7-9), Jaylen Nowell vs. Washington (11/9/18)  
 3-Point FG Made \_\_\_\_\_ 5, Rodrick Sikes vs. South Alabama (11/6/18)  
 3-Point FG Att. \_\_\_\_\_ 12, Rodrick Sikes vs. South Alabama (11/6/18)  
 3-Pt FG Pct. \_\_\_\_\_ 1.000 (2-2), Jaylen Nowell vs. Washington (11/9/18)  
 Free Throws Made \_\_\_\_\_ 7, Nahziah Carter vs. Washington (11/9/18)  
 Free Throw Att. \_\_\_\_\_ 9, Nahziah Carter vs. Washington (11/9/18)  
 FT Pct. \_\_\_\_\_ 1.000 (4-4), Rodrick Sikes vs. South Alabama (11/6/18)  
 \_\_\_\_\_ 1.000 (4-4), Zach Jones vs. Mississippi College (11/14/18)  
 \_\_\_\_\_ 1.000 (6-6), Quentin Goodin vs. Xavier (OT) (11/19/18)  
 \_\_\_\_\_ 1.000 (6-6), Cam Reddish vs. Duke (11/20/18)  
 \_\_\_\_\_ 1.000 (4-4), Davauhnte Turner vs. Saint Peter's (11/28/18)  
 Rebounds \_\_\_\_\_ 10, Brandon Boston vs. Mississippi College (11/14/18)  
 Assists \_\_\_\_\_ 6, Quentin Goodin vs. Xavier (OT) (11/19/18)  
 \_\_\_\_\_ 6, Tre Jones vs. Duke (11/20/18)  
 \_\_\_\_\_ 6, Dallas Watson vs. Saint Peter's (11/28/18)  
 Steals \_\_\_\_\_ 3, Paul Scruggs vs. Xavier (OT) (11/19/18)  
 \_\_\_\_\_ 3, Klay Brown vs. Saint Peter's (11/28/18)  
 \_\_\_\_\_ 3, Davauhnte Turner vs. Saint Peter's (11/28/18)  
 Blocked Shots \_\_\_\_\_ 7, Marques Bolden vs. Duke (11/20/18)  
 Turnovers \_\_\_\_\_ 8, Dyllan Taylor vs. Mississippi College (11/14/18)  
 \_\_\_\_\_ 7, Quentin Goodin vs. Xavier (OT) (11/19/18)  
 \_\_\_\_\_ 7, Naji Marshall vs. Xavier (OT) (11/19/18)  
 Fouls \_\_\_\_\_ 5, Noah Dickerson vs. Washington (11/9/18)  
 \_\_\_\_\_ 5, Marcus Little vs. Mississippi College (11/14/18)  
 Minutes \_\_\_\_\_ 43, Quentin Goodin vs. Xavier (OT) (11/19/18)  
 \_\_\_\_\_ 41, Naji Marshall vs. Xavier (OT) (11/19/18)

### THE LAST TIME - TEAM

Defeated a ranked team at home \_\_\_\_\_ vs. #25 vs. Washington (11/9/18)  
 Defeated a ranked team on the road \_\_\_\_\_ at #23 Tennessee (1/2/18)  
 Defeated a top-10 team at home \_\_\_\_\_ vs. #9 Alabama (1/18/03)  
 Defeated a top-10 team on the road \_\_\_\_\_ at #8 Arkansas (1/23/93)  
 Won in overtime \_\_\_\_\_ vs. Xavier, 88-79 (OT) (11/19/18)  
 Lost in overtime \_\_\_\_\_ vs. Missouri (SECT), 86-83 (OT) (3/8/17)  
 Won in double overtime \_\_\_\_\_ vs. Xavier, 89-88 (2OT) (12/20/14)  
 Lost in double overtime \_\_\_\_\_ at Arkansas, 88-80 (2OT) (1/16/13)  
 Played back-to-back overtime games \_\_\_\_\_ vs. Ole Miss, W 69-68 (2OT) (1/14/12)  
 \_\_\_\_\_ at LSU, L 65-58 (OT) (1/17/12)  
 Played at least three overtimes \_\_\_\_\_ vs. Georgia (SECT) (4OT) (3/1/79)  
 Shot 70% for a half \_\_\_\_\_ 74.1% (20-27) vs. Arkansas-Pine Bluff (12/30/13)  
 Shot 70% for a half (SEC) \_\_\_\_\_ 72.7% (16-22) at Ole Miss (2/22/03)  
 Shot 60% for a game \_\_\_\_\_ 61.8% (42-68) vs. Winthrop (11/24/17)  
 Shot 60% for a game (SEC) \_\_\_\_\_ 61.1% (33-54) at Arkansas (2/17/16)  
 Shot less than 30% for game \_\_\_\_\_ 25.8% (17-66) vs. Clemson (3/18/18)  
 Shot 100% from the FT line \_\_\_\_\_ 100% (6-6) vs. Long Beach State (12/23/11)  
 Shot 60% from 3-point line \_\_\_\_\_ 65.4% (17-26) vs. Vanderbilt (2/3/18)  
 Shot less than 30% in half \_\_\_\_\_ 18.2% (6-33) vs. Clemson (1st) (3/18/18)  
 Shot less than 20% in half \_\_\_\_\_ 18.2% (6-33) vs. Clemson (1st) (3/18/18)  
 Shot less than 10% in a half \_\_\_\_\_ 8.3% (2-24) vs. LSU (1st) (1/8/11)  
 Attempted 50 free throws \_\_\_\_\_ 52 vs. Vanderbilt (2/6/54)  
 Attempted 40 free throws \_\_\_\_\_ 42 vs. Alabama (1/21/17)  
 Attempted 30 free throws in half \_\_\_\_\_ 30 vs. Georgia (2nd) (2/24/16)  
 Made 30 free throws \_\_\_\_\_ 31 at Arkansas (2/27/18)  
 Made 30 free throws (SEC) \_\_\_\_\_ 31 at Arkansas (2/27/18)  
 Made at least 10 3-point field goals \_\_\_\_\_ 15 vs. Saint Peter's (11/28/18)  
 Failed to make 3-point field goal \_\_\_\_\_ vs. Kentucky (0-15) (1/19/13)  
 Had at least 50 rebounds \_\_\_\_\_ 66 vs. Mississippi College (11/14/18)  
 Had less than 20 rebounds \_\_\_\_\_ 19 vs. Presbyterian (12/18/10)  
 Had 25 assists \_\_\_\_\_ 25 vs. Saint Peter's (11/28/18)  
 Had at least 15 steals \_\_\_\_\_ 16 vs. Saint Peter's (11/28/18)  
 Had at least 10 blocks \_\_\_\_\_ 10 vs. Cornell (12/30/17)  
 Had at least 15 blocks \_\_\_\_\_ 17 vs. Nicholls State (11/25/11)  
 Had at least 25 lead changes \_\_\_\_\_ 27 at Arkansas (1/16/13)  
 Scored 50 points in a half \_\_\_\_\_ 51 vs. Saint Peter's (1st) (11/28/18)  
 Scored 50 points in a half (SEC) \_\_\_\_\_ 50 vs. Alabama (2nd) (2/21/18)  
 Scored 60 points in a half \_\_\_\_\_ 61 vs. Winthrop (2nd) (11/24/17)  
 Scored 60 points in a half (SEC) \_\_\_\_\_ 64 at Tennessee (2/15/06)  
 Scored 70 points in a half \_\_\_\_\_ 72 vs. Northwestern State (2nd) (11/27/15)  
 Scored 100 points \_\_\_\_\_ 103 vs. Mississippi College (11/14/18)  
 Scored 100 points (SEC) \_\_\_\_\_ 102 vs. Alabama (2/13/99)  
 Scored under 20 points in 1st half \_\_\_\_\_ 19 vs. Clemson (1st) (3/18/18)  
 Scored under 20 points in 2nd half \_\_\_\_\_ 14 vs. Tulsa (11/24/14)  
 Scored under 10 points in a half \_\_\_\_\_ 6 vs. LSU (1st) (1/8/11)  
 Scored 35 or under points in a game \_\_\_\_\_ 35 vs. Tulsa (11/24/14)  
 Scored under 50 points in game \_\_\_\_\_ 45 at Tennessee (2/9/16)  
 Scored under 50 points in game (SEC) \_\_\_\_\_ 45 at Tennessee (2/9/16)

## THE LAST TIME - INDIVIDUAL

Scored at least 30 points	Mustapha Heron (31) vs. Winthrop (11/24/17)
Scored at least 35 points	Toney Douglas (38) vs. Nicholls State (11/24/04)
Scored at least 40 points	Wesley Person (44) vs. UAB (12/16/93)
Had two players with at least 20 points	Bryce Brown (26) and Jared Harper (25) vs. Xavier (OT) (11/19/18)
Had three players with at least 20 points	KT Harrell (24), Tahj Shamsid-Deen (21) & Cinmeon Bowers (20) vs. Louisiana (11/21/14)
Scored 20 points in a half	Bryce Brown (25, 2nd) vs. Georgia (1/20/18)
Scored 20 points in 1st half	Bryce Brown (23) vs. UAB (12/9/17)
Scored 20 points in 2nd half	Bryce Brown (25) vs. Georgia (1/20/18)
Scored 25 points in a half	Bryce Brown (25, 2nd) vs. Georgia (1/20/18)
Had two players with 25 points	Bryce Brown (26) and Jared Harper (25) vs. Xavier (OT) (11/19/18)
Had two players with 25 points (SEC)	Chris Denson (30) & KT Harrell (26) vs. Mississippi State (2/14/14)
A player had back-to-back 25-point SEC games	Kareem Canty (26) vs. Kentucky (1/16/16); (25) vs. Alabama (1/19/16)
A player had three straight 25-point SEC games	Chris Denson (29) at LSU (2/8/14)
	(26) vs. Kentucky (2/12/14); (30) vs. Mississippi State (2/15/14)
A player had four straight 25-point SEC games	Chris Denson (25) at South Carolina (2/5/14); (29) at LSU (2/8/14);
	(26) vs. Kentucky (2/12/14); (30) vs. Mississippi State (2/15/14)
A player had five straight 25-point SEC games	Keenan Carpenter (44) vs. LSU (1/8/89); (28) vs. Mississippi State (2/11/89)
	(33) at Florida (2/15/89); (32) at Ole Miss (2/18/89); (29) vs. Kentucky (2/20/89)
Zero players scored in double figures	at Vanderbilt (1/7/12)
Only one player scored in double figures	Bryce Brown (18) at Tennessee (2/9/16)
Five players scored in double figures	Bryce Brown (19), Anfernee McLemore (19),
	Austin Wiley (16), Malik Dunbar (14), Chuma Okeke (12) vs. Saint Peter's (11/28/18)
Five players scored in double figures (SEC)	Mustapha Heron (21), Desean Murray (18),
	Bryce Brown (15), Chuma Okeke (14), Jared Harper (11) vs. LSU (1/27/18)
All five starters scored in double figures	Jared Harper (20), Chuma Okeke (20),
	Samir Doughty (14), Bryce Brown (12), Anfernee McLemore (11) vs. South Alabama (11/6/18)
Six players scored in double figures	Austin Wiley (18), Bryce Brown (16), Horace Spencer (14),
	Samir Doughty (13), Jared Harper (10) vs. Mississippi College (11/14/18)
Six players scored in double figures (SEC)	Desean Murray (16), Mustapha Heron (15), Bryce Brown (13),
	Anfernee McLemore (13), Jared Harper (12), Horace Spencer (12) vs. Ole Miss (1/9/18)
Had at least 15 rebounds	Horace Spencer (17) vs. Mississippi College (11/14/18)
Had at least 15 rebounds (SEC)	Cinmeon Bowers (17) vs. Ole Miss (2/20/16)
Had at least 20 rebounds	Kelvin Ardister (20) vs. Tennessee (1/4/89)
Had at least 25 rebounds	Rex Frederick (25) at Ole Miss (1/6/58)
Had at least 20 pts & 20 reb	Kelvin Ardister (22 pts, 20 reb) vs. Tennessee (1/4/89)
Had two players with at least 10 rebounds	Anfernee McLemore (11) and Desean Murray (11) vs. Kentucky (2/14/18)
Had at least three players with 10 rebounds	Korvotney Barber (13), Quantez Robertson (10) and Lucas Hargrove (10) at Virginia (12/20/08)
Had a double-double	Horace Spencer (14 pts, 17 reb) vs. Mississippi College (11/14/18)
Had two straight double-doubles	Chuma Okeke (16 pts, 10 reb) vs. Alabama (2/21/18); (12 pts, 10 reb) at Florida (2/24/18)
Had three straight double-doubles	Cinmeon Bowers (12 pts, 15 reb) vs. Vanderbilt (2/13/16);
	(14 pts, 10 reb) at Arkansas (2/17/16); (11 pts, 18 reb) vs. Ole Miss (2/20/16)
Had four straight double-doubles	Cinmeon Bowers (19 pts, 19 reb) vs. Middle Tennessee (12/12/15); (13 pts, 12 reb) vs. Mercer (12/15/15);
	(12 pts, 11 reb) at Xavier (12/19/15); (12 pts, 12 reb) vs. New Mexico (12/22/15)
Had five straight double-doubles	Jeff Moore (26 pts, 11 reb) vs. Ole Miss (3/2/88); (20 pts, 11 reb) at LSU (3/5/88);
	(22 pts, 11 reb) vs. Georgia (3/11/88); (13 pts, 13 reb) vs. Bradley (3/17/88); (22 pts, 11 reb) vs. Oklahoma (3/19/88)
Had two players with a double-double	Tyler Harris (20 pts, 11 reb) and Cinmeon Bowers (13 pts, 12 ast) vs. Mercer (12/15/15)
Had a double-double with points and assists	Jared Harper (20 pts, 13 ast) vs. South Alabama (11/6/18)
Had a triple-double	Kenny Gabriel (24 pts, 13 reb, 10 blk) vs. Bethune-Cookman (1/2/12)
Had 10 assists	Jared Harper (13) vs. South Alabama (11/6/18)
Had two players with at least five blocks	Rob Chubb (5) and Willy Kouassi (5) vs. Nicholls State (11/25/11)
Had 10 blocks	Kenny Gabriel (10) vs. Bethune-Cookman (1/2/12)
Had five steals	Antoine Mason (5) at LSU (2/6/15)
Had five steals (SEC)	Antoine Mason (5) at LSU (2/6/15)
Made 25 straight free throws	Danjel Purifoy (27) (11/23/16-12/18/16)
Hit buzzer-beater shot to win a game	T.J. Dunans vs. Mercer (3-pt FG, 76-74) (12/18/16)
Played more than 40 minutes	Bryce Brown (43) and Jared Harper (43) vs. Xavier (OT) (11/19/18)





O

**HORACE SPENCER**

6-8 • 225

Sr. • F

Philadelphia, Pa.

(Findlay Prep)



**2017-18 (Junior):** Averaged 4.7 points, 4.9 rebounds, 1.3 blocks, 1.1 steals and 0.8 assists per game in 17.3 minutes per game ... played in all 34 games, starting 13 ... was team's most improved free throw shooter at 72.1 percent ... improved over 22 percent from a season ago ... moved into sixth on the program's all-time blocks list ... led team in blocks in 12 games and rebounds in 5 games ... team was 7-2 when he knocked down at least 3 free throws ... averaged 6.4 points, 5.7 rebounds and 1.9 blocks per game as a starter in the last 7 games of the season ... was 14th in the SEC in total blocks with 21 ... averaged 4.8 points and 5.6 rebounds in non-conference play ... tied for 2nd on the team with 38 steals ... swatted a season-high 4 shots in season-opener vs. Norfolk State ... produced Sportscenter Top 10 alley-oop in win at Tennessee ... had three-game stretch against UConn, Cornell and Tennessee (all wins) where he shot 59 percent (13-of-22) and averaged 10.3 points and 9.3 rebounds ... set season-high in points vs. Cornell with 12 ... matched it 2 games later against Ole Miss ... was a perfect 3-for-3 from the floor with 6 points, 6 rebounds, 3 steals and 2 blocks at Alabama ... hit 2 clutch free throws with 10 seconds remaining to tie the game against Texas A&M ... re-joined the starting lineup vs. Alabama and stayed as the starting center for the final 7 games ... touted 11 points, 6 rebounds, 2 steals and a block in SEC title-clinching win against South Carolina.

**HIGH SCHOOL AND PERSONAL DATA:** Four-star recruit who was ranked 48th nationally by 247Sports, 61st by ESPN, 71st by Rivals.com and 78th by Scout.com ... averaged 10.4 points, 9.4 rebounds, 2.2 blocks and 1.2 steals in only 19.5 minutes per game for loaded Findlay Prep in Henderson, Nev., to a 29-3 record and a No. 4 national ranking as a senior in 2014-15 under coach Andy Johnson ... helped lead the Pilots to the Final Four of the Dick's Sporting Goods High School National Tournament in 2015 ... averaged 6 points, 5 rebounds and a school record 2.8 blocks per game while shooting 62 percent from the field helping lead Findlay Prep to a 31-5 record as a junior in 2013-14 under coach Jerome Williams ... went to William Tennent High in Warminster, Pa., as a freshman and sophomore where he played under coach Robert Mulville ... averaged 20 points and 7 rebounds as a sophomore in 2012-13 and 10 points and 8 rebounds as a freshman ... full name is Horace Gilbert Spencer III ... son of Horace Spencer Jr. and Cindy Watts ... studying in College of Liberal Arts ... signed national letter of intent on April 15, 2015.

SPENCER'S MISCELLANEOUS STATS					
	2015-16	2016-17	2017-18	2018-19	Career
Games with 10+ Pts	2	3	6	1	12
Games with 20+ Pts	0	0	0	0	0
Games 5+ 3s	0	0	0	0	0
Games with 5+ Reb	17	5	17	4	43
Games with 10+ Reb	1	0	1	1	3
Games with 5+ Ast	0	0	0	0	0
Games with 10+ Ast	0	0	0	0	0
Games with 5+ Blk	5	1	0	0	6
Games with 5+ Stl	0	0	0	0	0
Double-Doubles	0	0	0	1	1

**MEASURABLES AND BAM TESTING RESULTS**

Wingspan	7'0.5"
Reach	9'0"
Hand	10"
Vertical Jump	32"
Approach Vertical	36"
3/4 Court Sprint	3.376
Reaction Shuttle	3.117
Lane Agility Drill	10.948
185 lb Bench	14

**CAREER HIGHS**

Points	14 vs. Mississippi College (11/14/18)
Rebounds	17 vs. Mississippi College (11/14/18)
Field Goals	6 (2x) last vs. Mississippi College (11/14/18)
Field Goals Att.	10 (2x) last vs. Mississippi College (11/14/18)
3-Pt. Field Goals	-
3-Pt. Field Goals Att.	1 (7x) last vs. Arizona (11/21/18)
Free Throws	4 (3x) last vs. Clemson (3/18/18)
Free Throws Att.	8 at South Carolina (1/24/17)
Assists	3 vs. Alabama (2/21/18)
Steals	4 vs. Boston College (12/12/16)
Blocks	7 at Arkansas (2/17/16)
Minutes	29 vs. Georgia (2/24/16)

**2018-19 SPENCER GAME-BY-GAME**

Opp.	Start	Min.	FG-A	3FG-A	FT-A	O-D-T	PF	A	TO	BLK	STL	PTS
S. Alabama		18	1-3	0-1	0-3	1-4-5	1	1	0	0	1	2
Washington		11	1-4	0-1	0-0	4-2-6	3	0	0	0	0	2
Miss. Col.		19	6-10	0-1	2-4	10-7-17	2	2	1	1	1	14
Xavier		20	0-2	0-1	2-2	0-5-5	0	0	0	2	1	2
Duke		15	1-3	0-1	0-0	2-1-3	3	0	0	0	1	2
Arizona		21	3-6	0-1	1-1	3-1-4	4	0	1	0	0	7
St. Peter's		14	0-6	0-0	2-3	2-2-4	4	1	2	1	2	2
UNCA												
Dayton												
UAB												
NC State												
Murray St.												
North Fla.												
Ole Miss												
Georgia												
Texas A&M												
Kentucky												
S. Carolina												
Miss. St.												
Missouri												
Alabama												
Florida												
LSU												
Ole Miss												
Vanderbilt												
Arkansas												
Kentucky												
Georgia												
Miss. St.												
Alabama												
Tennessee												

**SPENCER'S CAREER STATISTICS**

Year	GP-GS	Min-Avg	FG-FGA	Pct	3FG-A	Pct	FT-FTA	Pct	Off-Def-Tot--Avg	PF-FO	Ast	TO	Blk	Stl	Pts	Avg
2015-16	31-18	562-18.1	63-150	.420	0-1	.000	33-68	.485	65-88-153--4.9	115-8	15	43	65	14	159	5.1
2016-17	19-12	310-16.3	37-66	.561	0-1	.000	18-36	.500	23-42-65--3.4	58-2	10	18	28	14	92	4.8
2017-18	34-13	587-17.3	58-111	.523	0-1	.000	44-61	.721	49-118-167--4.9	99-3	28	37	43	38	160	4.7
2018-19	7-0	118-16.9	12-34	.353	0-6	.000	7-13	.538	22-22-44--6.3	17-0	4	4	4	6	31	4.4
TOTAL	91-43	1577-17.3	170-361	.471	0-9	.000	102-178	.573	159-270-429--4.7	289-13	57	102	140	72	442	4.9




1

**JARED HARPER**

6-0 • 175

Jr. • G

Mableton, Ga.  
(Pebblebrook HS)



**2017-18 (Sophomore):** Named Second Team All-SEC by the Associated Press and the conference coaches ... selected to the United State Basketball Writers Association All-District IV team ... tabbed to the SEC Community Service Team ... averaged 13.2 points, 5.4 assists, 2.4 rebounds and 1.2 steals per game in 30.5 minutes per game ... started all 34 games as the floor general ... ranked third on the team with 27 games in double figures ... made team-best 74 of 86 free throws with under 4 minutes to go ... knocked down 166 free throws, the 4th-most in single-season program history ... became 1 of only 2 players (KT Harrell) to be in Auburn's top 10 for single-season free throws and also made at least 50 3s in the same season ... was fifth in the SEC by shooting 82% from the charity stripe ... ranked in the top 5 in the SEC and top 50 nationally in assists per game (5.4) and assist-to-turnover ratio (2.57) ... produced the most games of 7+ assists by any player in the SEC with 15 such instances ... the Tigers scored a total of 481 points off assists from Harper (333 from downtown, 148 inside the arc) ... tied with Gerald White (1984-85) for 4th in the Auburn record books with 185 assists ... racked up 14 assists against Vanderbilt, which was 1 off the school record held by Eddie Johnson (1976) ... finished with 14 points and 14 assists to become the first player to record a double-double in points and assists since Kareem Canty (2015) ... scored in double figures in 17 of 18 SEC games (team-best) ... reached the 20-point plateau 5 times, including a career-best 24 at Georgia ... 4 of 5 20-point games came in league play ... led team with 40 steals ... guided the team in assists in 27 games, steals in 13 contests and scoring in 6 tilts ... averaged 15.2 points, 5.9 assists, 2.2 rebounds and 1.4 steals in SEC play ... played over 20 minutes in all but 1 contest ... knocked down a career-high 5 buckets from behind the arc to highlight a 21-point outing, including 18 in the second half, at Missouri ... declared for the NBA Draft without the intention of hiring an agent on April 6.

**HIGH SCHOOL AND PERSONAL DATA:** Consensus four-star signee ... ranked No. 54 overall by Rivals ... two-time first-team All-State ... averaged 27 points, 10.1 assists, 5.7 rebounds and 3.7 steals in leading Pebblebrook to a 23-10 record as a senior in 2015-16 under coach George Washington ... he shot 49 percent from the floor and 48.9 percent (85-of-174) from 3-point range ... in back-to-back seasons, led Pebblebrook to the Class 6A state championship game ... selected to the American Family Insurance High School Slam Dunk and 3-Point Championships in Pearland, Texas ... rated as a consensus four-star by ESPN, 247Sports, Rivals and Scout ... he had 24 points at halftime and scored 12 in the third quarter of the game named the MVP of the prestigious Peach Jam in 2015, leading his Georgia Stars AAU team to the championship with a game-high 34 points, eight assists and four rebounds in a 104-77 win over the St. Louis Eagles ... averaged 21 points and seven assists as a junior leading Pebblebrook to a school record wins with a 27-6 record in 2014-15 ... led the Georgia Stars to an 8-0 record in a Las Vegas tournament in July 2015 and as the Stars finished ranked No. 1 in the country ... an honors student, finished high school with a 3.7 GPA ... full name is Jared Lamar Harper ... son of Patrick and Erica Harper ... studying in Harbert College of Business ... signed national letter of intent on Nov. 12, 2015.

**HARPER'S MISCELLANEOUS STATS**

	2016-17	2017-18	2018-19	Career
Games with 10+ Pts	18	27	5	51
Games with 20+ Pts	5	5	3	13
Games 5+ 3s	3	1	2	6
Games with 5+ Reb	2	4	4	10
Games with 10+ Reb	0	0	0	0
Games with 5+ Ast	5	20	6	31
Games with 10+ Ast	0	2	1	3
Games with 5+ Blk	0	0	0	0
Games with 5+ Stl	0	0	0	0
Double-Doubles	0	2	1	3

**MEASURABLES AND BAM TESTING RESULTS**

Wingspan	64.5"
Reach	7'10.5"
Hand	8.5"
Vertical Jump	34"
Approach Vertical	42.5"
3/4 Court Sprint	3.151
Reaction Shuttle	3.018
Lane Agility Drill	10.600
185 lb Bench	7

**CAREER HIGHS**

Points	25 vs. Xavier (11/19/18)
Rebounds	6 (3x) last vs. Xavier (11/19/18)
Field Goals	9 vs. Xavier (11/19/18)
Field Goals Att.	19 vs. Duke (11/20/18)
3-Pt. Field Goals	6 (2x) last vs. Duke (11/20/18)
3-Pt. Field Goals Att.	10 (2x) last vs. Duke (11/20/18)
Free Throws	14 vs. Ole Miss (1/7/17)
Free Throws Att.	17 vs. Ole Miss (1/7/17)
Assists	14 vs. Vanderbilt (2/3/18)
Steals	4 (3x) last vs. Alabama (2/21/18)
Blocks	1 (4x) last vs. Ole Miss (1/9/18)
Minutes	43 vs. Xavier (11/19/18)

**2018-19 HARPER GAME-BY-GAME**

Opp.	Start	Min.	FG-A	3FG-A	FT-A	O-D-T	PF	A	TO	BLK	STL	PTS
S. Alabama	*	30	7-13	6-10	0-0	0-5-5	2	13	1	0	2	20
Washington	*	32	3-12	3-6	4-4	1-4-5	1	5	2	0	0	13
Miss. Col.	*	21	5-8	2-5	0-0	0-2-2	0	4	0	0	1	14
Xavier	*	43	9-17	3-9	4-6	1-5-6	3	8	5	0	3	25
Duke	*	38	7-19	6-10	2-2	0-0-0	0	6	2	0	0	22
Arizona	*	36	1-7	0-5	2-2	0-5-5	1	5	2	0	0	4
St. Peter's	*	27	2-8	2-6	0-0	0-1-1	1	8	3	0	3	6
UNCA												
Dayton												
UAB												
NC State												
Murray St.												
North Fla.												
Ole Miss												
Georgia												
Texas A&M												
Kentucky												
S. Carolina												
Miss. St.												
Missouri												
Alabama												
Florida												
LSU												
Ole Miss												
Vanderbilt												
Arkansas												
Kentucky												
Georgia												
Miss. St.												
Alabama												
Tennessee												

**HARPER'S CAREER STATISTICS**

Year	GP-GS	Min-Avg	FG-FGA	Pct	3FG-A	Pct	FT-FTA	Pct	Off-Def-Tot--Avg	PF-FO	Ast	TO	Blk	Stl	Pts	Avg
2016-17	32-30	774-24.2	104-270	.385	54-157	.344	103-146	.705	10-52-62--1.9	57-1	95	49	2	37	365	11.4
2017-18	34-34	1038-30.5	111-308	.360	61-172	.355	166-202	.822	14-68-82--2.4	63-2	185	72	1	40	449	13.2
2018-19	7-7	227-32.4	34-84	.405	22-51	.431	12-14	.857	2-22-24--3.4	8-0	49	15	0	9	102	14.6
<b>TOTAL</b>	<b>73-71</b>	<b>2039-27.9</b>	<b>249-662</b>	<b>.376</b>	<b>137-380</b>	<b>.361</b>	<b>281-362</b>	<b>.776</b>	<b>26-142-168--2.3</b>	<b>128-3</b>	<b>329</b>	<b>136</b>	<b>3</b>	<b>86</b>	<b>916</b>	<b>12.5</b>

2

**BRYCE BROWN**

6-3 • 198

Sr. • G

Stone Mountain, Ga.  
(Tucker HS)



**2017-18 (Junior):** Named First Team All-SEC by the Associated Press and Second Team All-SEC by the league coaches ... tabbed to the Naismith Trophy Top 30 ... selected to the United States Basketball Writers Association All-District IV team ... averaged 15.9 points, 2.0 rebounds, 1.7 assists and 1.0 steals per game in 31.2 minutes per game ... played and started in 33 games, only missing the Georgia game due to an injury ... became the 36th player in program history to reach 1,000 career points after dropping 29 in the regular season finale against South Carolina ... became the 18th player in program history to tally 1,000 career points prior to the end of their third season ... moved into second in the program's all-time 3-pointers made list with 241 career 3s ... was 1 away from matching the single-season 3-point record held by Lance Weems (108, 1995-96) as he racked up 107 buckets behind the arc ... has made the most 3-pointers by any player in Auburn history through their first 3 seasons with 241 ... that mark is 54 ahead of the next-best total by Tay Waller ... guided the SEC with 3.2 3-pointers per game and 107 total 3s ... both marks were in the top 20 nationally ... led the team in scoring 13 times, steals 6 times and assists 2 times ... held defensive matchup to shoot just 37% on the season and forced 100 turnovers ... paced the team with 8 halves with 15 or more points ... averaged 16.8 points, 1.8 rebounds, 1.2 assists and 1.0 steals per game in league play ... scoring total ranked 7th in the SEC during conference action ... averaged 18.4 points per game and shot 47% from the field, including 46% behind the arc, in home games ... scored in double figures in 28 of 33 games, ranking second on the team ... tied for the team lead with 8 20-point games and 1 30-point contest ... scored career-high 31 points on 12-of-16 from the floor, including 4-of-8 behind the arc, in the season opener vs. Norfolk State ... buried 5 or more 3s in 8 games, including 6 in SEC play ... scored 29 points vs. South Carolina to clinch SEC title ... Academic Top Tiger ... declared for the NBA Draft without the intention of hiring an agent on April 11.

**HIGH SCHOOL AND PERSONAL DATA:** Averaged 25 points, 6 rebounds and 4 assists as a senior at Tucker High School under coach James Hartry ... averaged 18 points and five assists as a junior ... teammates with former Auburn player Tahj Shamsid-Deen at Columbia High School in Decatur, Ga., as a sophomore in 2012-13 ... went to Columbia High School as a sophomore and junior and went to back-to-back state championships ... impressed the Auburn coaching staff at Coach Bruce Pearl's Elite Camp in 2014 ... full name is Bryce Wade Brown ... son of Cedric and Donna Brown ... father, Cedric, and brother, Blake, played football at Clark Atlanta ... studying in College of Liberal Arts ... signed national letter of intent on Nov. 14, 2014.

**BROWN'S MISCELLANEOUS STATS**

	2015-16	2016-17	2017-18	2018-19	Career
Games with 10+ Pts	14	7	28	7	56
Games with 20+ Pts	3	0	8	1	12
Games 5+ 3s	4	3	8	1	16
Games with 5+ Reb	3	4	1	0	8
Games with 10+ Reb	0	0	0	0	0
Games with 5+ Ast	0	1	2	2	5
Games with 10+ Ast	0	0	0	0	0
Games with 5+ Blk	0	0	0	0	0
Games with 5+ Stl	0	0	0	0	0
Double-Doubles	0	0	0	0	0

**MEASURABLES AND BAM TESTING RESULTS**

Wingspan	6'4.5"
Reach	8'1"
Hand	9.5"
Vertical Jump	35"
Approach Vertical	42.5"
3/4 Court Sprint	3.152
Reaction Shuttle	2.787
Lane Agility Drill	10.617
185 lb Bench	14

**CAREER HIGHS**

Points	31 vs. Norfolk State (11/10/17)
Rebounds	6 (3x) last vs. LSU (1/18/17)
Field Goals	12 vs. Norfolk State (11/10/17)
Field Goals Att.	18 (2x) last vs. Xavier (11/19/18)
3-Pt. Field Goals	9 at Arkansas (2/17/16)
3-Pt. Field Goals Att.	14 (2x) last vs. Alabama (2/21/18)
Free Throws	7 at Missouri (1/24/18)
Free Throws Att	8 (3x) last at Mississippi State (1/13/18)
Assists	5 (5x) last vs. Saint Peter's (11/28/18)
Steals	3 (6x) last at Dayton (11/29/17)
Blocks	2 (2x) last vs. Boston College (12/12/16)
Minutes	43 vs. Xavier (11/19/18)

**2018-19 BROWN GAME-BY-GAME**

Opp.	Start	Min.	FG-A	3FG-A	FT-A	O-D-T	PF	A	TO	BLK	STL	PTS
S. Alabama	*	27	4-12	4-9	0-1	1-2-3	3	1	1	1	0	12
Washington	*	29	3-10	2-8	5-7	0-2-2	3	1	1	1	2	13
Miss. Col.	*	27	6-13	4-10	0-1	1-2-3	0	1	0	0	2	16
Xavier	*	43	8-18	5-13	5-6	0-4-4	2	5	2	0	2	26
Duke	*	38	6-17	4-13	0-0	2-1-3	2	2	2	0	1	16
Arizona	*	29	6-10	4-8	3-3	0-2-2	2	2	2	0	0	19
St. Peter's	*	25	7-11	3-6	2-4	0-4-4	0	5	1	0	1	19
UNCA												
Dayton												
UAB												
NC State												
Murray St.												
North Fla.												
Ole Miss												
Georgia												
Texas A&M												
Kentucky												
S. Carolina												
Miss. St.												
Missouri												
Alabama												
Florida												
LSU												
Ole Miss												
Vanderbilt												
Arkansas												
Kentucky												
Georgia												
Miss. St.												
Alabama												
Tennessee												

**BROWN'S CAREER STATISTICS**

Year	GP-GS	Min-Avg	FG-FGA	Pct	3FG-A	Pct	FT-FTA	Pct	Off-Def-Tot--Avg	PF-FO	Ast	TO	Blk	Stl	Pts	Avg
2015-16	30-11	742-24.7	93-274	.339	78-211	.370	38-46	.826	15-40-55--1.8	73-2	20	31	0	11	302	10.1
2016-17	28-13	592-21.1	68-189	.360	56-140	.400	18-27	.667	12-43-55--2.0	49-0	35	26	6	28	210	7.5
2017-18	33-33	1031-31.2	169-421	.401	107-280	.382	79-102	.775	19-46-65--2.0	55-0	55	43	7	32	524	15.9
2018-19	7-7	218-31.1	40-91	.440	26-67	.388	15-22	.682	4-17-21--3.0	12-0	17	9	2	8	121	17.3
TOTAL	98-64	2583-26.4	370-975	.379	267-698	.383	150-197	.761	50-146-196--2.0	189-2	127	109	15	79	1157	11.8

3

**DANJEL PURIFOY**

6-7 • 230

Jr. • F

Centreville, Ala.

(Hargrave Military Academy)



**2016-17 (Redshirt Freshman):** Averaged 11.5 points, 4.7 rebounds, 1.8 assists and 1.4 steals in 28.7 minutes per game ... played in 29 games, starting 25 ... shot 39.8 percent from the field, 36.9 percent from 3-point range and 87.9 percent from the foul line ... in the SEC rankings, ranked sixth in free throw pct., sixth in 3-point field goals made (2.0), eighth in 3-point field goal pct. and ninth in steals ... made 27 straight free throws to tie the Auburn record with Frankie Sullivan in 2009-10 ... he and Mustapha Heron were the first Auburn freshmen to score in double figures in their first five college games since Wesley Person in 1990-91 ... scored a career-high 27 points (4-of-7 3s) vs. Boston College in the UnderArmour Reunion in New York's Madison Square Garden to go along with 5 rebounds, 2 assists and 2 steals ... 27 points (career-high 5-of-10 3s), 7 rebounds and 3 steals vs. Coastal Carolina ... named to the Cancun Challenge all-tournament team, averaging 16.5 points on 6-of-14 3s ... in Cancun, totaled 22 points (4-of-9 3s), 3 rebounds and 2 steals vs. #17 Purdue ... career-high 15 rebounds in the win at UConn and hit the game-tying 3-pointer with 1:04 left in overtime ... 19 points (17 in the second half) after playing only three first-half minutes vs. Georgia State ... 16 points (4-of-9 3s, including 3-of-4 3s in second half) and four rebounds at UAB ... 16 points (3-of-6 3s), 8 rebounds, 3 assists and 3 steals vs. Eastern Kentucky ... 15 points (3-of-6 3s), 7 rebounds and 2 steals at LSU ... 14 points (4-of-7 3s), 4 rebounds, 2 assists and 2 steals at Alabama after only 14 points combined in the previous four games ... left ankle sprain with 7:12 left in the first half vs. Ole Miss Jan. 7 and missed the next 3 games ... averaged 11.4 points in the final 10 games after averaging 3.5 points in the four games prior after a sprained ankle ... 12 points, 4 rebounds and 3 assists at Georgia ... 13 points vs. Missouri ... at the team's postseason awards banquet, received the Sonny Smith Most Outstanding Teammate Award and the John Mengelt Free Throw Award (.879).

**HIGH SCHOOL AND PERSONAL DATA:** Four-star small forward by ESPN, Rivals, Scout and 247Sports ... ranked ninth among all small forwards and 48th overall by 247Sports ... ranked as the nation's No. 12 small forward and the top player in Alabama by 247 Sports ... averaged 25 points, 11 rebounds, five blocks and 20 deflections a game at Hargrave Military Academy under coach A.W. Hamilton in 2014-15 ... averaged 17.7 points and 6.1 rebounds per game at Bibb County as a junior ... full name is Danjel Kevon Purifoy ... son of Waukesha Evans ... studying in College of Liberal Arts ... signed national letter of intent on Nov. 12, 2014.

**PURIFOY'S MISCELLANEOUS STATS**

	2016-17	2017-18	2018-19	Career
Games with 10+ Pts	17	0	0	17
Games with 20+ Pts	3	0	0	3
Games 5+ 3s	1	0	0	1
Games with 5+ Reb	12	0	0	12
Games with 10+ Reb	1	0	0	1
Games with 5+ Ast	2	0	0	2
Games with 10+ Ast	0	0	0	0
Games with 5+ Blk	0	0	0	0
Games with 5+ Stl	0	0	0	0
Double-Doubles	0	0	0	0

**MEASURABLES AND BAM TESTING RESULTS**

Wingspan	6'10.5"
Reach	8'8"
Hand	10"
Vertical Jump	28.5"
Approach Vertical	38.5"
3/4 Court Sprint	3.324
Reaction Shuttle	3.226
Lane Agility Drill	11.544
185 lb Bench	11

**CAREER HIGHS**

Points	27 (2x) last vs. Boston College (12/12/16)
Rebounds	15 at UConn (12/23/16)
Field Goals	9 vs. Coastal Carolina (12/15/16)
Field Goals Att.	14 (2x) last vs. Coastal Carolina (12/15/16)
3-Pt. Field Goals	5 vs. Coastal Carolina (12/15/16)
3-Pt. Field Goals Att.	10 vs. Coastal Carolina (12/15/16)
Free Throws	8 vs. Georgia State (11/14/16)
Free Throws Att.	10 vs. Georgia State (11/14/16)
Assists	9 vs. USC Upstate (11/29/16)
Steals	3 (6x) last at Texas A&M (2/18/17)
Blocks	1 (5x) last vs. Missouri (3/8/17)
Minutes	39 vs. Missouri (3/8/17)

**2018-19 PURIFOY GAME-BY-GAME**

Opp.	Start	Min.	FG-A	3FG-A	FT-A	O-D-T	PF	A	TO	BLK	STL	PTS
S. Alabama	-	dnp-										
Washington	-	dnp-										
Miss. Col.	-	dnp-										
Xavier	-	dnp-										
Duke	-	dnp-										
Arizona	-	dnp-										
St. Peter's	-	dnp-										
UNCA												
Dayton												
UAB												
NC State												
Murray St.												
North Fla.												
Ole Miss												
Georgia												
Texas A&M												
Kentucky												
S. Carolina												
Miss. St.												
Missouri												
Alabama												
Florida												
LSU												
Ole Miss												
Vanderbilt												
Arkansas												
Kentucky												
Georgia												
Miss. St.												
Alabama												
Tennessee												

**PURIFOY'S CAREER STATISTICS**

Year	GP-GS	Min-Avg	FG-FGA	Pct	3FG-A	Pct	FT-FTA	Pct	Off-Def-Tot--Avg	PF-FO	Ast	TO	Blk	Stl	Pts	Avg
2016-17	29-25	831-28.7	97-244	.398	59-160	.369	80-91	.879	28-108-136--4.7	65-0	51	45	5	41	333	11.5
2018-19																
TOTAL	29-25	831-28.7	97-244	.398	59-160	.369	80-91	.879	28-108-136--4.7	65-0	51	45	5	41	333	11.5

4

**MALIK DUNBAR**

6-6 • 230

Sr. • G/F

North Augusta, S.C.

(College of Central Florida)



**2017-18 (Junior):** Averaged 5.4 points, 2.4 rebounds and 0.4 steals per game in 14.1 minutes per game ... played in all 34 games and started 3 ... shot 42% from the floor and 35% from 3-point land ... shot 36% from downtown during SEC action ... averaged 6.9 points and shot 45% from the field during home games ... scored in double figures 3 times ... led the Tigers in steals in 3 games and blocks in 1 contest ... went 23 for 62 from behind the arc in the last 19 games, despite starting the season 4 of 15 ... averaged 10 points and 6.3 rebounds to go along with 48% from the field, including 36% from downtown, as a starter ... buried multiple 3-points 7 times, including 5 during SEC play ... first game as a Tiger was season opener vs. Norfolk State where he scored 7 points in 16 minutes ... racked up 13 points on 6 of 8 shooting against Winthrop ... made first career start and played 25 minutes vs. UAB ... scored 9 points and had 6 rebounds in that game ... went 3 for 3 behind the arc at Murray State ... scored 12 points and had 3 boards vs. UConn ... started at Georgia and scored 7 points to go along with 6 rebounds ... scored a season-high 14 points on 6 of 10 from the floor, including 2 of 5 from downtown, and had 7 rebounds to go along with 2 steals in a start vs. Alabama ... went 4 for 7 from the floor for 11 points in NCAA Tournament action ... named a top-10 JUCO transfer by Jon Rothstein ... Academic Top Tiger.

**HIGH SCHOOL AND PERSONAL DATA:** Was a South Carolina Class 4A first-team all-state selection as a senior at Spring Valley High School in Columbia in 2014-15 ... son of Trika Mobley ... one of five siblings.

DUNBAR'S MISCELLANEOUS STATS			
	2017-18	2018-19	Career
Games with 10+ Pts	3	4	7
Games with 20+ Pts	0	0	0
Games 5+ 3s	0	0	0
Games with 5+ Reb	5	2	7
Games with 10+ Reb	0	0	0
Games with 5+ Ast	0	0	0
Games with 10+ Ast	0	0	0
Games with 5+ Blk	0	0	0
Games with 5+ Stl	0	0	0
Double-Doubles	0	0	0

**MEASURABLES AND BAM TESTING RESULTS**

Wingspan	6'9.25"
Reach	8'6"
Hand	9"
Vertical Jump	31.5"
Approach Vertical	38.5"
3/4 Court Sprint	3.221
Reaction Shuttle	3.009
Lane Agility Drill	12.282
185 lb Bench	13

**CAREER HIGHS**

Points	16 vs. South Alabama (11/6/18)
Rebounds	8 vs. Mississippi College (11/14/18)
Field Goals	7 vs. South Alabama (11/6/18)
Field Goals Att.	13 vs. UConn (12/23/17)
3-Pt. Field Goals	4 vs. Saint Peter's (11/28/18)
3-Pt. Field Goals Att.	7 vs. UConn (12/23/17)
Free Throws	3 vs. Indiana State (11/16/17)
Free Throws Att.	4 (2x) last at Georgia (2/10/18)
Assists	2 (2x) last vs. Mississippi College (11/14/18)
Steals	2 (4x) last vs. Mississippi College (11/14/18)
Blocks	3 at Murray State (12/19/17)
Minutes	26 at Georgia (2/10/18)

**2018-19 DUNBAR GAME-BY-GAME**

Opp.	Start	Min.	FG-A	3FG-A	FT-A	O-D-T	PF	A	TO	BLK	STL	PTS
S. Alabama		23	7-11	2-5	0-0	3-2-5	2	0	1	1	0	16
Washington		18	3-5	1-3	1-1	0-4-4	0	0	0	0	0	8
Miss. Col.		21	4-12	0-4	2-2	3-5-8	1	2	2	0	2	10
Xavier		15	1-3	1-2	0-0	1-2-3	2	1	1	0	0	3
Duke		20	2-5	1-3	0-0	0-2-2	5	1	1	1	0	5
Arizona		17	6-7	2-3	1-2	1-3-4	1	0	1	0	1	15
St. Peter's		18	4-9	4-6	2-2	0-3-3	1	1	1	0	2	14
UNCA												
Dayton												
UAB												
NC State												
Murray St.												
North Fla.												
Ole Miss												
Georgia												
Texas A&M												
Kentucky												
S. Carolina												
Miss. St.												
Missouri												
Alabama												
Florida												
LSU												
Ole Miss												
Vanderbilt												
Arkansas												
Kentucky												
Georgia												
Miss. St.												
Alabama												
Tennessee												

**DUNBAR'S CAREER STATISTICS**

Year	GP-GS	Min-Avg	FG-FGA	Pct	3FG-A	Pct	FT-FTA	Pct	Off-Def-Tot--Avg	PF-FO	Ast	TO	Blk	Stl	Pts	Avg
2017-18	34-3	481-14.1	70-167	.419	27-78	.346	18-31	.581	18-65-83--2.4	65-1	8	27	8	13	185	5.4
2018-19	7-0	132-18.9	27-52	.519	11-26	.423	6-7	.857	8-21-29--4.1	12-1	5	7	2	5	71	10.1
TOTAL	41-3	613-15.0	97-219	.443	38-104	.365	24-38	.632	26-86-112--2.7	77-2	13	34	10	18	256	6.2



# 10

**SAMIR DOUGHTY**

6-4 • 195

Jr. • G

Philadelphia, Pa.  
(VCU)



**2017-18 (Sophomore):** Sat out the season after transferring from VCU on June 27, 2017 ... will have two years of eligibility remaining beginning in the 2018-19 season ... brings experience, versatility and the ability to make his teammates better as a playmaker and slasher ... can play several positions on the floor.

**2016-17 (Redshirt Freshman at VCU):** Averaged 9.0 points, 3.6 rebounds, 2.1 assists and 0.9 steals in 23.1 minutes per game ... played in 35 games, starting 15 as VCU reached the NCAA Tournament, losing to Saint Mary's in the first round ... was the Rams' fourth-leading scorer ... averaged the most points by a VCU freshman since Shawn Hampton in 1998-99 ... shot 40.9 percent from the floor, 28.4 percent from 3-point range and 76.6 percent from the foul line ... shot 34.5 percent (19-of-55) from 3-point range for the final 21 games of the season since Jan. 4 after opening the year 4-of-26 from behind the arc ... career-high 23 points with nine assists and seven rebounds at Duquesne ... just missed a triple-double with 10 points, 10 assists and eight rebounds vs. Saint Joseph's ... 17 points in the Atlantic 10 Conference Tournament vs. Richmond ... 9 points vs. Saint Mary's in the NCAA Tournament ... went 4-0 as VCU toured Spain from Aug. 12-22 in Madrid, Toledo, Valencia and Barcelona.

**2017-18 (Freshman at VCU):** Redshirted at VCU ... originally signed with St. John's.

**HIGH SCHOOL AND PERSONAL DATA:** Averaged 24.9 points, 9.7 rebounds, 4.1 assists and 2.7 steals per game while shooting 59 percent from 2-point range as a senior at Mathematics, Civics & Science Charter in Philadelphia, Pa. .... ranked as the 35th-best point guard nationally by 247 Sports, including sixth-best in Pennsylvania, as a senior ... three-star recruit.

DOUGHTY'S MISCELLANEOUS STATS				
	2016-17	2017-18	2018-19	Career
Games with 10+ Pts	15	0	3	18
Games with 20+ Pts	1	0	0	1
Games 5+ 3s	0	0	0	0
Games with 5+ Reb	9	0	1	10
Games with 10+ Reb	0	0	0	0
Games with 5+ Ast	4	0	1	5
Games with 10+ Ast	1	0	0	1
Games with 5+ Blk	0	0	0	0
Games with 5+ Stl	0	0	0	0
Double-Doubles	1	0	0	1

**MEASURABLES AND BAM TESTING RESULTS**

Wingspan	64.5"
Reach	8'3.5"
Hand	8.25"
Vertical Jump	28.5"
Approach Vertical	34"
3/4 Court Sprint	3.305
Reaction Shuttle	3.430
Lane Agility Drill	11.607
185 lb Bench	3

**CAREER HIGHS**

Points	23 at Duquesne (1/4/17)
Rebounds	8 (2x) last vs. St. Joseph's (2/14/17)
Field Goals	9 at Duquesne (1/4/17)
Field Goals Att.	15 at Duquesne (1/4/17)
3-Pt. Field Goals	2 (9x) last vs. Washington (11/9/18)
3-Pt. Field Goals Att.	6 at George Washington (2/8/17)
Free Throws	7 vs. St. Joseph's (2/14/17)
Free Throws Att.	8 (2x) last vs. St. Joseph's (2/14/17)
Assists	10 vs. St. Joseph's (2/14/17)
Steals	4 vs. Washington (11/9/18)
Blocks	1 (2x) last vs. George Mason (3/10/17)
Minutes	34 at Duquesne (1/4/17)

**2018-19 DOUGHTY GAME-BY-GAME**

Opp.	Start	Min.	FG-A	3FG-A	FT-A	O-D-T	PF	A	TO	BLK	STL	PTS
S. Alabama	*	19	5-7	2-3	2-2	1-0-1	3	1	2	0	0	14
Washington	*	25	6-9	2-4	4-4	2-2-4	2	4	3	0	4	18
Miss. Col.	*	19	5-11	1-5	2-2	1-4-5	3	2	3	0	3	13
Xavier	*	31	1-6	0-1	0-0	3-0-3	2	2	2	0	2	2
Duke	*	13	0-3	0-0	0-0	2-1-3	5	0	1	0	1	0
Arizona	*	23	3-6	1-2	0-0	1-2-3	3	0	1	0	1	7
St. Peter's	*	26	1-2	0-1	0-0	2-4-6	2	5	1	0	1	2
UNCA												
Dayton												
UAB												
NC State												
Murray St.												
North Fla.												
Ole Miss												
Georgia												
Texas A&M												
Kentucky												
S. Carolina												
Miss. St.												
Missouri												
Alabama												
Florida												
LSU												
Ole Miss												
Vanderbilt												
Arkansas												
Kentucky												
Georgia												
Miss. St.												
Alabama												
Tennessee												

**DOUGHTY'S CAREER STATISTICS**

Year	GP-GS	Min-Avg	FG-FGA	Pct	3FG-A	Pct	FT-FTA	Pct	Off-Def-Tot--Avg	PF-FO	Ast	TO	Blk	Stl	Pts	Avg
2016-17*	35-15	809-23.1	103-252	.409	23-81	.284	85-111	.766	29-98-127--3.6	76-3	75	66	2	33	314	9.0
2018-19	7-7	156-22.3	21-44	.477	6-16	.375	8-8	1.000	12-13-25--3.6	20-1	14	13	0	12	56	8.0
TOTAL	42-22	965-23.0	124-296	.419	29-97	.299	93-119	.782	41-111-152--3.6	96-4	89	79	2	45	370	8.8

12

**J'VON McCORMICK**

6-0 • 175

Jr. • G

New Orleans, La.

(Lee College)



**MEASURABLES AND BAM TESTING RESULTS**

Vertical Jump	34"
Approach Vertical	41.5"
3/4 Court Spring	3.091
Reaction Shuttle	3.033
Lane Agility Drill	11.252
185 lb Bench	6

**2017-18 (Sophomore at Lee):** Averaged 18.5 points, 6.4 assists and 5.3 rebounds in 28 games for the Runnin' Rebels ... started all 28 games ... was the third-highest scorer in the Region XIV Athletic Conference ... had 180 assists - the third-most in the region ... also added 44 steals ... knocked down 127 free throws.

**2016-17 (Freshman at Lee):** Averaged 4.9 points, 2.1 assists and 2.0 rebounds in 31 games for the Runnin' Rebels ... started seven games ... totaled 62 rebounds, including 23 offensive ... racked up 64 assists and contributed 39 steals.

**HIGH SCHOOL AND PERSONAL DATA:** Known for quickness and ability to create off the bounce ... fast guard to push the tempo and guard opposing team's primary ball-handlers ... scored over 2,000 points for Mayde Creek High School (Texas) ... earned the 2016 19-6A Offensive MVP ... was a member of the all-conference team ... earned the newcomer of the year award as a freshman ... played for coach Darius Barnes Jr. and C.O.G Elite ... also played for coach Tim Schumacher and Houston Hoops ... son of Carol McCormick ... has two brothers, Brad and Troy ... enrolled in the Harbert College of Business.

**CAREER HIGHS**

Points	7 vs. Mississippi College (11/14/18)
Rebounds	4 vs. Mississippi College (11/14/18)
Field Goals	3 vs. Mississippi College (11/14/18)
Field Goals Att.	5 (2x) last vs. Mississippi College (11/14/18)
3-Pt. Field Goals	2 vs. Arizona (11/21/18)
3-Pt. Field Goals Att.	2 (2x) last vs. Arizona (11/21/18)
Free Throws	1 vs. Mississippi College (11/14/18)
Free Throws Att.	4 vs. Mississippi College (11/14/18)
Assists	2 (3x) last vs. Duke (11/20/18)
Steals	3 vs. Mississippi College (11/14/18)
Blocks	-
Minutes	22 vs. Mississippi College (11/14/18)

**2018-19 MCCORMICK GAME-BY-GAME**

Opp.	Start	Min.	FG-A	3FG-A	FT-A	O-D-T	PF	A	TO	BLK	STL	PTS
S. Alabama	17	2-5	1-2	0-0	2-0-2	3	2	2	0	2	5	
Washington	8	1-4	0-1	0-0	0-1-1	2	2	0	0	0	2	
Miss. Col.	22	3-5	0-1	1-4	1-3-4	0	1	1	0	3	7	
Xavier	4	0-0	0-0	0-0	0-0-0	0	0	1	0	0	0	
Duke	3	0-0	0-0	0-0	1-0-1	1	2	0	0	0	0	
Arizona	15	2-2	2-2	0-0	0-0-0	2	1	3	0	1	6	
St. Peter's	10	0-0	0-0	0-0	0-0-0	1	1	0	0	0	0	
UNCA												
Dayton												
UAB												
NC State												
Murray St.												
North Fla.												
Ole Miss												
Georgia												
Texas A&M												
Kentucky												
S. Carolina												
Miss. St.												
Missouri												
Alabama												
Florida												
LSU												
Ole Miss												
Vanderbilt												
Arkansas												
Kentucky												
Georgia												
Miss. St.												
Alabama												
Tennessee												

**MCCORMICK'S MISCELLANEOUS STATS**

	2018-19	Career
Games with 10+ Pts	0	0
Games with 20+ Pts	0	0
Games 5+ 3s	0	0
Games with 5+ Reb	0	0
Games with 10+ Reb	0	0
Games with 5+ Ast	0	0
Games with 10+ Ast	0	0
Games with 5+ Blk	0	0
Games with 5+ Stl	0	0
Double-Doubles	0	0

**MCCORMICK'S CAREER STATISTICS**

Year	GP-GS	Min-Avg	FG-FGA	Pct	3FG-A	Pct	FT-FTA	Pct	Off-Def-Tot--Avg	PF-FO	Ast	TO	Blk	Stl	Pts	Avg
2018-19	7-0	79-11.3	8-16	.500	3-6	.500	1-4	.250	4-4-8--1.1	9-0	9	7	0	6	20	2.9
TOTAL	7-0	79-11.3	8-16	.500	3-6	.500	1-4	.250	4-4-8--1.1	9-0	9	7	0	6	20	2.9

20



**MYLES PARKER**

6-8 • 200

Fr. • F

Madison, Ala.

(Madison Academy)

**HIGH SCHOOL AND PERSONAL DATA:** Played high school ball at Madison Academy and Hargrave Military Academy ... was a three-time all-state player and was named the region's player of the year ... helped lead the Mustangs to the Class 4A semifinals after back-to-back 3A titles ... averaged 16.9 points, 6.8 rebounds, 2.5 assists and 1.1 steals during 2016-17 season ... selected for the Alabama-Mississippi All-Star Game ... played for Team Thadd and Team Carroll during AAU circuit ... chose Auburn over UNC Asheville, North Alabama, Presbyterian and Campbell ... son of Marlowe and Jennifer Parker ... has two siblings: Markayla and Makiyah Parker ... enrolled in the College of Liberal Arts.

**CAREER HIGHS**

Points	2 vs. Mississippi College (11/14/18)
Rebounds	-
Field Goals	1 vs. Mississippi College (11/14/18)
Field Goals Att.	2 (3x) last vs. Saint Peter's (11/28/18)
3-Pt. Field Goals	-
3-Pt. Field Goals Att.	1 (3x) last vs. Saint Peter's (11/28/18)
Free Throws	1 vs. South Alabama (11/6/18)
Free Throws Att.	2 vs. South Alabama (11/6/18)
Assists	-
Steals	1 vs. Saint Peter's (11/28/18)
Blocks	-
Minutes	4 vs. South Alabama (11/6/18)

**2018-19 PARKER GAME-BY-GAME**

Opp.	Start	Min.	FG-A	3FG-A	FT-A	O-D-T	PF	A	TO	BLK	STL	PTS
S. Alabama		4	0-2	0-1	1-2	0-0-0	0	0	0	0	0	1
Washington		2	0-1	0-1	0-1	0-0-0	0	0	1	0	0	0
Miss. Col.		3	1-2	0-0	0-0	0-0-0	1	0	1	0	0	2
Xavier		-dnp-										
Duke		-dnp-										
Arizona		-dnp-										
St. Peter's		3	0-2	0-1	0-0	0-0-0	0	0	0	0	1	0
UNCA												
Dayton												
UAB												
NC State												
Murray St.												
North Fla.												
Ole Miss												
Georgia												
Texas A&M												
Kentucky												
S. Carolina												
Miss. St.												
Missouri												
Alabama												
Florida												
LSU												
Ole Miss												
Vanderbilt												
Arkansas												
Kentucky												
Georgia												
Miss. St.												
Alabama												
Tennessee												

**PARKER'S MISCELLANEOUS STATS**


	2018-19	Career
Games with 10+ Pts	0	0
Games with 20+ Pts	0	0
Games 5+ 3s	0	0
Games with 5+ Reb	0	0
Games with 10+ Reb	0	0
Games with 5+ Ast	0	0
Games with 10+ Ast	0	0
Games with 5+ Blk	0	0
Games with 5+ Stl	0	0
Double-Doubles	0	0

**PARKER'S CAREER STATISTICS**

Year	GP-GS	Min-Avg	FG-FGA	Pct	3FG-A	Pct	FT-FTA	Pct	Off-Def-Tot--Avg	PF-FO	Ast	TO	Blk	Stl	Pts	Avg
2018-19	4-0	12-3.0	1-8	.125	0-3	.000	1-3	.333	0-0-0--0.0	2-0	0	2	0	1	3	0.8
TOTAL	4-0	12-3.0	1-8	.125	0-3	.000	1-3	.333	0-0-0--0.0	2-0	0	2	0	1	3	0.8



22



**WILL MACOY**

6-4 • 200

Jr. • G

Birmingham, Ala.  
(Vestavia Hills HS)

**2017-18 (Sophomore):** Averaged 0.2 points and 0.3 rebounds per game in 1.7 minutes per game off the bench ... appeared in 10 games ... grabbed first rebound of the season vs. Indiana State ... scored first point of the campaign on a free throw against UConn ... played a season-high 4 minutes vs. Cornell ... made 4 appearances on the court during SEC play, including a span of 3 straight games vs. Georgia, Missouri and LSU ... buried a free throw and pulled down a rebound in 2 minutes against LSU ... made 2 postseason appearances, including 2 minutes in the NCAA Tournament vs. Clemson ... Academic Top Tiger.

**HIGH SCHOOL AND PERSONAL DATA:** Three-year letterman in basketball at Vestavia Hills High School under coach George Hatchett ... two-time All-Over the Mountain team ... team captain as a senior in 2015-16 ... 2015 Birmingham Fall League MVP, scoring a league record 50 points in the championship game en route to winning the title ... Birmingham Tip-Off Club player of the week in March 2016 ... two-time state champion in the javelin ... Wendy's Heisman School winner and state finalist in 2015 ... in the National Honor Society, Student Government Association and the Relay for Life committee ... full name is Will Macoy ... son of Coy and Adrienne Macoy ... his father ran cross country and track at Georgia Tech while his mother ran cross country and track at UAB ... older brother, Mac, is a junior at Florida in 2016-17 who runs cross country and track ... younger brother, Hollis, a sophomore on the Vestavia Hills basketball team ... studying in Ginn College of Engineering.

**CAREER HIGHS**

Points	8 vs. Coastal Carolina (12/15/16)
Rebounds	1 (3x) last vs. Cornell (12/30/17)
Field Goals	3 vs. Coastal Carolina (12/15/16)
Field Goals Att.	5 vs. Coastal Carolina (12/15/16)
3-Pt. Field Goals	2 vs. Coastal Carolina (12/15/16)
3-Pt. Field Goals Att.	4 vs. Coastal Carolina (12/15/16)
Free Throws	2 vs. Saint Peter's (11/28/18)
Free Throws Att.	3 vs. Saint Peter's (11/28/18)
Assists	-
Steals	1 (2x) last vs. South Alabama (11/6/18)
Blocks	-
Minutes	5 vs. Coastal Carolina (12/15/16)

**2018-19 MACOY GAME-BY-GAME**

Opp.	Start	Min.	FG-A	3FG-A	FT-A	O-D-T	PF	A	TO	BLK	STL	PTS
S. Alabama		2	0-0	0-0	0-0	0-0-0	0	0	0	0	1	0
Washington		2	0-0	0-0	0-0	0-0-0	0	0	0	0	1	0
Miss. Col.		3	0-1	0-1	1-2	0-0-0	0	0	0	0	0	1
Xavier		-dnp-										
Duke		-dnp-										
Arizona		-dnp-										
St. Peter's		4	0-2	0-1	2-3	0-0-0	0	0	0	0	0	2
UNCA												
Dayton												
UAB												
NC State												
Murray St.												
North Fla.												
Ole Miss												
Georgia												
Texas A&M												
Kentucky												
S. Carolina												
Miss. St.												
Missouri												
Alabama												
Florida												
LSU												
Ole Miss												
Vanderbilt												
Arkansas												
Kentucky												
Georgia												
Miss. St.												
Alabama												
Tennessee												

**MACOY'S MISCELLANEOUS STATS**

	2016-17	2017-18	2018-19	Career
Games with 10+ Pts	0	0	0	0
Games with 20+ Pts	0	0	0	0
Games 5+ 3s	0	0	0	0
Games with 5+ Reb	0	0	0	0
Games with 10+ Reb	0	0	0	0
Games with 5+ Ast	0	0	0	0
Games with 10+ Ast	0	0	0	0
Games with 5+ Blk	0	0	0	0
Games with 5+ Stl	0	0	0	0
Double-Doubles	0	0	0	0

**MACOY'S CAREER STATISTICS**

Year	GP-GS	Min-Avg	FG-FGA	Pct	3FG-A	Pct	FT-FTA	Pct	Off-Def-Tot--Avg	PF-FO	Ast	TO	Blk	Stl	Pts	Avg
2016-17	4-0	7-1.8	3-6	.500	2-5	.400	0-0	.000	0-1-1--0.3	0-0	0	0	0	1	8	2.0
2017-18	10-0	17-1.7	0-5	.000	0-3	.000	2-4	.500	1-2-3--0.3	2-0	0	0	0	0	2	0.2
2018-19	4-0	11-2.8	0-3	.000	0-2	.000	3-5	.600	0-0-0--0.0	0-0	0	0	0	1	3	0.8
TOTAL	18-0	35-1.9	3-14	.214	2-10	.200	5-9	.556	1-3-4--0.2	2-0	0	0	0	2	13	0.7

24

**ANFERNEE McLEMORE**

6-7 • 220

Jr. • F

Warwick, Ga.

(Worth County HS)



**2017-18 (Sophomore):** Named to the SEC All-Defensive Team ... averaged 7.4 points, 5.3 rebounds, 2.7 blocks, 0.7 steals and 0.5 assists per game in 19.4 minutes per game ... led the SEC and ranked 12th in the country with 2.7 blocks per tilt ... totaled 73 blocks, which tied for 5th in single-season program history and was the most by a player since 2002-03 ... moved into top 10 in career swats in the Auburn record books ... produced the most blocks by any player in the country to play in less than 30 games ... despite not playing for the final month of the season, he finished third in the SEC in total rejections, just 5 behind the leader ... paced the Tigers to set a program record with 180 blocks, the most in a season all-time ... tied for team lead with 3 double-doubles ... had 9 games in double figures and 4 games of 10+ rebounds ... hit a 3-pointer in 12 games after making only 1 in his career prior to the season ... knocked in multiple 3s in 4 games ... shot over 44% from behind the arc in league contests ... team was 7-2 when he scored in double figures and 4-0 when he pulled down double-digit rebounds ... had 14 blocks in the first 4 games of the season and averaged 10 points and 5 rebounds in that span ... matched a career-best with 19 points to go along with 7 rebounds and 5 blocks while going 7-of-11 from the floor vs. Temple ... racked up a pair of double-doubles over a span of 3 games ... first double-double was 12 points and 13 rebounds at Dayton, while the second came against Gardner-Webb where he poured in 17 points and 11 rebounds ... also shot a career-best 4-for-4 from 3-point land vs. Gardner-Webb ... was inserted into starting lineup against George Mason and started the rest of his games played ... was a perfect 5-of-5 for 13 points and 9 rebounds vs. Ole Miss ... set top career mark with 6 blocks against Gardner-Webb and at Missouri ... tallied a double-double with 13 points and 11 rebounds vs. Kentucky ... suffered season-ending injury at South Carolina and missed the final 7 games ... Academic Top Tiger ... member of the prestigious Southeastern Conference Men's Basketball Leadership Council.

**HIGH SCHOOL AND PERSONAL DATA:** Rated as a four-star prospect by ESPN ... rated as a 3-star by 247Sports, Rivals and Scout ... averaged 15.6 points, 11.2 rebounds and 6.9 blocks per game for Worth County as a senior in 2015-16 under coach Connie Mays ... three-time selection to the Albany Herald's Super Six as a sophomore, junior and senior ... the Rams finished in a three-way tie for first in the Georgia High School Region 14A standings ... averaged 19 points, 11.8 rebounds and 6.4 blocks per game for Worth County as a junior in 2014-15, recording several triple-doubles ... two-time All-Area selection by the Albany Herald ... started for the Rams each of his four years in high school ... Georgia Class 4A Sophomore of the Year by Hoopseen ... had a 4.0 GPA in advanced classes and was accepted by the Massachusetts Institute of Technology ... scored a 1670 on his SAT ... had considered Yale, Brown, Oregon State, Stanford and Georgia Tech ... son of Cinderella Lewis and Feron McLemore ... studying in Harbert College of Business ... signed national letter of intent on Nov. 11, 2015.

**MCLEMORE'S MISCELLANEOUS STATS**

	2016-17	2017-18	2018-19	Career
Games with 10+ Pts	4	9	2	15
Games with 20+ Pts	0	0	0	0
Games 5+ 3s	0	0	0	0
Games with 5+ Reb	16	14	4	35
Games with 10+ Reb	1	4	1	7
Games with 5+ Ast	0	0	0	0
Games with 10+ Ast	0	0	0	0
Games with 5+ Blk	0	6	0	6
Games with 5+ Stl	0	0	0	0
Double-Doubles	0	3	0	3

**MEASURABLES AND BAM TESTING RESULTS**

Wingspan	7'0"
Reach	8'8.5"
Hand	10"
Vertical Jump	34.5"
Approach Vertical	42"
3/4 Court Sprint	3.230
Reaction Shuttle	2.933
Lane Agility Drill	10.786
185 lb Bench	17

**CAREER HIGHS**

Points	19 (3x) last vs. Saint Peter's (11/28/18)
Rebounds	13 at Dayton (11/29/17)
Field Goals	8 (2x) last vs. Saint Peter's (11/28/18)
Field Goals Att.	13 vs. Saint Peter's (11/28/18)
3-Pt. Field Goals	4 vs. Gardner-Webb (12/6/17)
3-Pt. Field Goals Att.	5 vs. Saint Peter's (11/28/18)
Free Throws	7 at LSU (2/21/17)
Free Throws Att.	8 at LSU (2/21/17)
Assists	2 (3x) last vs. Gardner-Webb (12/6/17)
Steals	3 (4x) last vs. Saint Peter's (11/28/18)
Blocks	6 (2x) last at Missouri (1/24/18)
Minutes	30 vs. Kentucky (2/14/18)

**2018-19 MCLEMORE GAME-BY-GAME**

Opp.	Start	Min.	FG-A	3FG-A	FT-A	O-D-T	PF	A	TO	BLK	STL	PTS
S. Alabama	*	21	5-7	0-2	1-3	3-5-8	4	1	1	3	0	11
Washington	*	24	2-6	1-3	1-2	2-2-4	1	1	0	1	1	6
Miss. Col.	*	19	1-6	0-2	5-7	1-6-7	2	0	0	3	1	7
Xavier	*	21	2-5	1-4	1-1	3-1-4	5	0	0	2	1	6
Duke	*	21	2-9	0-2	0-0	5-7-12	1	0	0	1	0	4
Arizona	*	14	0-3	0-2	0-1	1-1-2	2	0	1	1	1	0
St. Peter's	*	18	8-13	3-5	0-0	2-3-5	3	0	1	2	3	19
UNCA												
Dayton												
UAB												
NC State												
Murray St.												
North Fla.												
Ole Miss												
Georgia												
Texas A&M												
Kentucky												
S. Carolina												
Miss. St.												
Missouri												
Alabama												
Florida												
LSU												
Ole Miss												
Vanderbilt												
Arkansas												
Kentucky												
Georgia												
Miss. St.												
Alabama												
Tennessee												

**MCLEMORE'S CAREER STATISTICS**

Year	GP-GS	Min-Avg	FG-FGA	Pct	3FG-A	Pct	FT-FTA	Pct	Off-Def-Tot--Avg	PF-FO	Ast	TO	Blk	Stl	Pts	Avg
2016-17	32-1	483-15.1	69-101	.683	1-1	1.000	35-58	.603	54-89-143--4.5	76-0	5	28	37	13	174	5.4
2017-18	27-21	525-19.4	74-139	.532	18-46	.391	35-48	.729	49-93-142--5.3	70-1	14	24	73	20	201	7.4
2018-19	7-7	138-19.7	20-49	.408	5-20	.250	8-14	.571	17-25-42--6.0	18-1	2	3	13	7	53	7.6
TOTAL	66-29	1146-17.4	163-289	.564	24-67	.358	78-120	.650	120-207-327--5.0	164-2	21	55	123	40	428	6.5

41



**COLE BLACKSTOCK**

6-9 • 220

Sr. • F

Killen, Ala.

(Brooks HS)

**2017-18 (Junior):** Averaged 0.3 points, 0.3 rebounds and 0.1 blocks per game in 1.5 minutes per game off the bench ... was a perfect 4-for-4 from the charity stripe ... first action of the season came in the season opener against Norfolk State where he pulled down a rebound in 2 minutes of action ... buried a pair of free throws in 3 minutes vs. Cornell ... logged 5 appearances in SEC play, including the final 3 games of the regular season ... knocked down 2 shots from the charity stripe and grabbed a rebound vs. LSU ... made 2 appearances in postseason play, including in the NCAA Tournament against Clemson.

**HIGH SCHOOL AND PERSONAL DATA:** Four-year letterman in basketball ... averaged 17 points, and 8 rebounds per game as a senior at Brooks High School under coach Brian Wright ... played four games as a junior before season-ending injury ... averaged 8 points and 4.5 rebounds per game as a sophomore ... full name is Cole Edward Blackstock ... son of Eric Blackstock and Kristi Blackstock ... has two sisters, Jessi and Erica ... studying in Ginn College of Engineering.

**CAREER HIGHS**

Points	3 vs. Vanderbilt (2/13/16)
Rebounds	2 vs. Coastal Carolina (12/15/16)
Field Goals	1 vs. Vanderbilt (2/13/16)
Field Goals Att.	1 (3x) last vs. Saint Peter's (11/28/18)
3-Pt. Field Goals	-
3-Pt. Field Goals Att.	-
Free Throws	2 (3x) last vs. LSU (1/27/18)
Free Throws Att.	2 (3x) last vs. LSU (1/27/18)
Assists	-
Steals	-
Blocks	1 (2x) last vs. Mississippi College (11/14/18)
Minutes	5 vs. Mississippi College (11/14/18)

**2018-19 BLACKSTOCK GAME-BY-GAME**

Opp.	Start	Min.	FG-A	3FG-A	FT-A	O-D-T	PF	A	TO	BLK	STL	PTS
S. Alabama		2	0-0	0-0	0-0	0-0-0	1	0	0	0	0	0
Washington		2	0-0	0-0	0-0	0-0-0	1	0	0	0	0	0
Miss. Col.		5	0-1	0-0	0-0	0-2-2	2	0	0	1	0	0
Xavier		-dnp-										
Duke		-dnp-										
Arizona		-dnp-										
St. Peter's		4	0-1	0-0	1-2	1-1-2	0	0	0	0	0	1
UNCA												
Dayton												
UAB												
NC State												
Murray St.												
North Fla.												
Ole Miss												
Georgia												
Texas A&M												
Kentucky												
S. Carolina												
Miss. St.												
Missouri												
Alabama												
Florida												
LSU												
Ole Miss												
Vanderbilt												
Arkansas												
Kentucky												
Georgia												
Miss. St.												
Alabama												
Tennessee												

**BLACKSTOCK'S MISCELLANEOUS STATS**

	2015-16	2016-17	2017-18	2018-19	Career
Games with 10+ Pts	0	0	0	0	0
Games with 20+ Pts	0	0	0	0	0
Games 5+ 3s	0	0	0	0	0
Games with 5+ Reb	0	0	0	0	0
Games with 10+ Reb	0	0	0	0	0
Games with 5+ Ast	0	0	0	0	0
Games with 10+ Ast	0	0	0	0	0
Games with 5+ Blk	0	0	0	0	0
Games with 5+ Stl	0	0	0	0	0
Double-Doubles	0	0	0	0	0

**BLACKSTOCK'S CAREER STATISTICS**

Year	GP-GS	Min-Avg	FG-FGA	Pct	3FG-A	Pct	FT-FTA	Pct	Off-Def-Tot--Avg	PF-FO	Ast	TO	Blk	Stl	Pts	Avg
2015-16	5-0	9-1.8	1-1	1.000	0-0	.000	3-3	1.000	0-0-0--0.0	2-0	0	0	0	0	5	1.0
2016-17	3-0	4-1.3	0-0	.000	0-0	.000	0-0	.000	0-2-2--0.7	2-0	0	0	0	0	0	0.0
2017-18	13-0	19-1.5	0-0	.000	0-0	.000	4-4	1.000	0-4-4--0.3	5-0	0	0	1	0	4	0.3
2018-19	4-0	13-3.3	0-2	.000	0-0	.000	1-2	.500	1-3-4--1.0	4-0	0	0	1	0	1	0.3
TOTAL	25-0	45-1.8	1-3	.333	0-0	.000	8-9	.889	1-9-10--0.4	13-0	0	0	2	0	10	0.4

50


**AUSTIN WILEY**

6-11 • 260

Jr. • C

Hoover, Ala.

(Calusa Prep)



**2017-18 (Sophomore):** Tapped to the Kareem Abdul-Jabbar Watch List ... did not see any game action ... declared for the NBA Draft without the intention of hiring an agent on April 10.

**2017 USA U19 WORLD CUP TEAM:** Selected and named the team captain for the 12-member USA Basketball U19 World Cup Team to play in the FIBA World Cup in Cairo, Egypt, July 1-9, 2017 ... only American and one of seven players to average a double-double in the tournament with 10.3 points and 10.9 rebounds in only 19.9 minutes per game as the United States won the bronze medal, finishing 6-1 ... shot 50 percent from the field ... started all seven games ... his 40-minute per game average would be 20.5 points and 21.7 rebounds ... had three double-doubles and a rebound shy of four double-doubles in seven games ... 19 points and 10 rebounds to lead USA to an 81-59 victory over Germany in the quarterfinals ... 16 points and a game-high 16 rebounds in a 109-68 victory over Angola ... 13 points and a game-high 17 rebounds in 29:41 in a 99-87 upset loss to Canada in the semifinals ... 9 points and a game-high 14 rebounds in 21:37 vs. Italy to finish Group D play 3-0 ... 8 points and 8 rebounds and a block in 20 minutes in the 96-72 bronze medal win over Spain ... scored 15 points in the USA's 89-66 victory over Lithuania in a friendly on June 28, a day after making the 6,900-mile trip from Colorado Springs, Colo., to Washington, D.C. to Germany to Cairo.

**HIGH SCHOOL AND PERSONAL DATA:** Ranked 13th nationally by Scout, 16th by Rivals and 17th by 247Sports ... played on Team USA's gold medal winner at the FIBA Men's U17 World Championship in Zaragoza, Spain in summer of 2016 ... consensus five-star selection ... three-time all-state selection at Spain Park High School in Hoover, Ala. ... averaged 22 points and 12 rebounds as a junior in 2014-15 leading Spain Park to a 24-6 record and the Class 7A state finals under coach Donnie Quinn ... was named the Alabama Sports Writers Association Class 7A Player of the Year as a junior, averaging 27.1 points, 12.1 rebounds and 2.9 blocks ... selected to the ASWA Class 7A All-State first-team and to the AL.com Class 7A Super All-State first-team ... MVP of the Alabama North-South game in August 2016 ... averaged 19 points and 12 rebounds as a sophomore at Spain Park where he was named AL.com Birmingham Player of the Year Award ... selected to the ASWA Class 7A All-State first-team and AL.com Class 7A Super All-State first-team ... averaged 15 points and 10 rebounds as a freshman ... named an honorable mention ASWA Class 6A All-State selection as a freshman ... full name is Austin Jermaine Wiley ... son of former Auburn players, All-American & 1992 USA Olympian Vickie Orr and Aubrey Wiley, who led the SEC in rebounding in 1993-94 ... Vickie helped lead Auburn to two-straight NCAA Championship games in 1988 and 1989 and was inducted into the Alabama Sports Hall of Fame in 2013 ... studying in the College of Education ... signed national letter of intent on Nov. 9, 2016.

**WILEY'S MISCELLANEOUS STATS**

	2016-17	2017-18	2018-19	Career
Games with 10+ Pts	8	0	4	12
Games with 20+ Pts	1	0	0	1
Games 5+ 3s	0	0	0	0
Games with 5+ Reb	10	0	3	13
Games with 10+ Reb	1	0	0	1
Games with 5+ Ast	0	0	0	0
Games with 10+ Ast	0	0	0	0
Games with 5+ Blk	0	0	0	0
Games with 5+ Stl	0	0	0	0
Double-Doubles	1	0	0	1

**MEASURABLES AND BAM TESTING RESULTS**

Wingspan	7'5"
Reach	9'4"
Hand	11"
Vertical Jump	27.5"
Approach Vertical	32.5"
3/4 Court Sprint	3.337
Reaction Shuttle	3.036
Lane Agility Drill	12.663
185 lb Bench	16

**CAREER HIGHS**

Points	25 at TCU (1/28/17)
Rebounds	11 at South Carolina (1/24/17)
Field Goals	11 at TCU (1/28/17)
Field Goals Att.	13 (2x) last vs. Saint Peter's (11/28/18)
3-Pt. Field Goals	-
3-Pt. Field Goals Att.	1 vs. Saint Peter's (11/28/18)
Free Throws	11 vs. Alabama (1/21/17)
Free Throws Att.	18 vs. Alabama (1/21/17)
Assists	1 (6x) last vs. Washington (11/9/18)
Steals	1 (7x) last vs. Saint Peter's (11/28/18)
Blocks	4 (3x) last at Georgia (3/1/17)
Minutes	26 at Georgia (3/1/17)

**2018-19 WILEY GAME-BY-GAME**

Opp.	Start	Min.	FG-A	3FG-A	FT-A	O-D-T	PF	A	TO	BLK	STL	PTS
S. Alabama	-	dnp-										
Washington	13	2-4	0-0	1-2	0-1-1	3	1	2	0	0	5	
Miss. Col.	16	5-7	0-0	8-10	4-3-7	1	0	1	1	0	16	
Xavier	19	4-6	0-0	3-6	0-0-0	5	0	1	3	0	11	
Duke	19	7-11	0-0	3-7	4-5-9	3	0	1	0	1	17	
Arizona	13	2-2	0-0	1-2	0-2-2	3	0	1	1	0	5	
St. Peter's	18	7-13	0-1	2-4	4-5-9	3	0	1	3	1	16	
UNCA												
Dayton												
UAB												
NC State												
Murray St.												
North Fla.												
Ole Miss												
Georgia												
Texas A&M												
Kentucky												
S. Carolina												
Miss. St.												
Missouri												
Alabama												
Florida												
LSU												
Ole Miss												
Vanderbilt												
Arkansas												
Kentucky												
Georgia												
Miss. St.												
Alabama												
Tennessee												

**WILEY'S CAREER STATISTICS**

Year	GP-GS	Min-Avg	FG-FGA	Pct	3FG-A	Pct	FT-FTA	Pct	Off-Def-Tot--Avg	PF-FO	Ast	TO	Blk	Stl	Pts	Avg
2016-17	23-22	415-18.0	73-125	.584	0-0	.000	56-114	.491	52-56-108--4.7	59-1	5	41	31	5	202	8.8
2018-19	6-0	98-16.3	27-43	.628	0-1	.000	18-31	.581	12-16-28--4.7	18-1	1	7	8	2	72	12.0
TOTAL	29-22	513-17.7	100-168	.595	0-1	.000	74-145	.510	64-72-136--4.7	77-2	6	48	39	7	274	9.4

LAST GAME



Official Basketball Box Score -- Game Totals -- Final Statistics  
 Saint Peter's vs Auburn  
 11/28/18 7:00 pm at Auburn, Ala. (Auburn Arena)



Saint Peter's 49 • 1-5

#	Player		Total		3-Ptr		Rebounds			PF	TP	A	TO	Blk	Stl	Min
			FG-FGA	FG-FGA	FT-FTA	Off	Def	Tot								
11	Ndefo, KC	f	3-8	1-2	5-8	0	5	5	3	12	0	2	1	0	34	
23	Idowu, Samuel	f	2-5	1-2	0-0	2	3	5	3	5	0	3	3	0	25	
00	Watson, Dallas	g	3-14	1-7	2-3	2	1	3	1	9	6	5	0	2	34	
01	Turner, Davauhnte	g	3-14	2-9	4-4	0	4	4	1	12	0	6	0	3	33	
24	Taylor, Quinn	g	1-3	0-0	2-2	1	3	4	4	4	1	4	0	0	31	
02	Brown, Klay		2-5	1-2	1-2	3	3	6	4	6	0	4	1	3	20	
12	Majak, Majur		0-2	0-0	0-0	1	4	5	1	0	0	1	0	0	15	
13	Hicks, Amir		0-1	0-0	0-0	0	0	0	1	0	1	0	0	1	4	
22	Underwood, Cameron		0-0	0-0	1-2	1	1	2	1	1	0	1	1	0	4	
Team						4	0	4								
Totals			14-52	6-22	15-21	14	24	38	19	49	8	26	6	9	200	

FG % 1st Half:	7-29	24.1%	2nd half:	7-23	30.4%	Game:	14-52	26.9%	Deadball Rebounds:	3
3FG % 1st Half:	3-13	23.1%	2nd half:	3-9	33.3%	Game:	6-22	27.3%		
FT % 1st Half:	6-8	75.0%	2nd half:	9-13	69.2%	Game:	15-21	71.4%		

Auburn 99 • 6-1

#	Player		Total		3-Ptr		Rebounds			PF	TP	A	TO	Blk	Stl	Min
			FG-FGA	FG-FGA	FT-FTA	Off	Def	Tot								
05	OKEKE, Chuma	f	5-5	2-2	0-0	4	2	6	0	12	3	1	2	1	22	
24	MCLEMORE, Anfernee	f	8-13	3-5	0-0	2	3	5	3	19	0	1	2	3	18	
01	HARPER, Jared	g	2-8	2-6	0-0	0	1	1	1	6	8	3	0	3	27	
02	BROWN, Bryce	g	7-11	3-6	2-4	0	4	4	0	19	5	1	0	1	25	
10	DOUGHTY, Samir	g	1-2	0-1	0-0	2	4	6	2	2	5	1	0	1	26	
00	SPENCER, Horace		0-6	0-0	2-3	2	2	4	4	2	1	2	1	2	14	
04	DUNBAR, Malik		4-9	4-6	2-2	0	3	3	1	14	1	1	0	2	18	
12	MCCORMICK, J'Von		0-0	0-0	0-0	0	0	0	1	0	1	0	0	0	10	
14	COOK, Preston		1-1	0-0	0-0	0	1	1	0	2	1	0	0	1	2	
20	PARKER, Myles		0-2	0-1	0-0	0	0	0	0	0	0	0	0	1	3	
21	WILLIAMS, Devontae		0-0	0-0	0-0	0	0	0	1	0	0	1	0	0	3	
22	MACOY, Will		0-2	0-1	2-3	0	0	0	0	2	0	0	0	0	4	
33	MAASDORP, Chase		1-2	1-2	1-2	0	0	0	0	4	0	0	0	0	4	
41	BLACKSTOCK, Cole		0-1	0-0	1-2	1	1	2	0	1	0	0	0	0	4	
50	WILEY, Austin		7-13	0-1	2-4	4	5	9	3	16	0	1	3	1	18	
54	COLLIER, Thomas		0-0	0-0	0-0	0	0	0	1	0	0	1	0	0	2	
Team						4	2	6								
Totals			36-75	15-31	12-20	19	28	47	17	99	25	13	8	16	200	

FG % 1st Half:	21-39	53.8%	2nd half:	15-36	41.7%	Game:	36-75	48.0%	Deadball Rebounds:	4
3FG % 1st Half:	8-15	53.3%	2nd half:	7-16	43.8%	Game:	15-31	48.4%		
FT % 1st Half:	1-3	33.3%	2nd half:	11-17	64.7%	Game:	12-20	60.0%		

Officials: Todd Austin, Rob Rorke, Nathan Bemis  
 Technical fouls: Saint Peter's-Ndefo, KC. Auburn-None.  
 Attendance: 7162

Score by periods	1st	2nd	Total
Saint Peter's	23	26	49
Auburn	51	48	99

	In	Off	2nd	Fast	
Points	Paint	T/O	Chance	Break	Bench
SPU	16	8	7	8	7
AU	36	38	11	17	41

Last FG - SPU 2nd-00:48, AU 2nd-01:42.  
 Largest lead - SPU None, AU by 55 2nd-03:21.  
 SPU led for 00:00. AU led for 38:41. Game was tied for 01:19.

Score tied - 0 times.  
 Lead changed - 0 times.

SEASON STATS



Auburn Basketball  
 Auburn Combined Team Statistics (as of Nov 28, 2018)  
 All games



Overall record: 6-1 Conf: 0-0 Home: 4-0 Away: 0-0 Neutral: 2-1

#	Player	gp-gs	min	avg	Total		3-Point		F-Throw		Rebounds				pf	dq	a	to	blk	stl	pts	avg		
					fg-fga	fg%	3fg-fga	3fg%	ft-fa	ft%	off	def	tot	avg										
02	BROWN, Bryce	7-7	218	31.1	40-91	.440	26-67	.388	15-22	.682	4	17	21	3.0	12	0	17	9	2	8	121	17.3		
01	HARPER, Jared	7-7	227	32.4	34-84	.405	22-51	.431	12-14	.857	2	22	24	3.4	8	0	49	15	0	9	102	14.6		
50	WILEY, Austin	6-0	98	16.3	27-43	.628	0-1	.000	18-31	.581	12	16	28	4.7	18	1	1	7	8	2	72	12.0		
05	OKEKE, Chuma	7-7	191	27.3	32-56	.571	10-24	.417	9-12	.750	23	28	51	7.3	13	0	17	12	8	10	83	11.9		
04	DUNBAR, Malik	7-0	132	18.9	27-52	.519	11-26	.423	6-7	.857	8	21	29	4.1	12	1	5	7	2	5	71	10.1		
10	DOUGHTY, Samir	7-7	156	22.3	21-44	.477	6-16	.375	8-8	1.000	12	13	25	3.6	20	1	14	13	0	12	56	8.0		
24	MCLEMORE, Anfernee	7-7	138	19.7	20-49	.408	5-20	.250	8-14	.571	17	25	42	6.0	18	1	2	3	13	7	53	7.6		
00	SPENCER, Horace	7-0	118	16.9	12-34	.353	0-6	.000	7-13	.538	22	22	44	6.3	17	0	4	4	4	6	31	4.4		
12	MCCORMICK, J'Von	7-0	79	11.3	8-16	.500	3-6	.500	1-4	.250	4	4	8	1.1	9	0	9	7	0	6	20	2.9		
33	MAASDORP, Chase	4-0	11	2.8	1-3	.333	1-2	.500	1-2	.500	1	0	1	0.3	2	0	0	2	0	1	4	1.0		
14	COOK, Preston	4-0	6	1.5	2-4	.500	0-1	.000	0-0	.000	2	1	3	0.8	1	0	1	0	0	1	4	1.0		
20	PARKER, Myles	4-0	12	3.0	1-8	.125	0-3	.000	1-3	.333	0	0	0	0.0	2	0	0	2	0	1	3	0.8		
22	MACOY, Will	4-0	11	2.8	0-3	.000	0-2	.000	3-5	.600	0	0	0	0.0	0	0	0	0	0	1	3	0.8		
41	BLACKSTOCK, Cole	4-0	13	3.3	0-2	.000	0-0	.000	1-2	.500	1	3	4	1.0	4	0	0	0	1	0	1	0.3		
54	COLLIER, Thomas	4-0	7	1.8	0-2	.000	0-0	.000	0-0	.000	1	0	1	0.3	1	0	0	1	0	0	0	0.0		
21	WILLIAMS, Devontae	4-0	7	1.8	0-1	.000	0-1	.000	0-0	.000	0	0	0	0.0	1	0	0	1	0	0	0	0.0		
Team											10	11	21											
Total.....		7	1424		225-492	.457	84-226	.372	90-137	.657	119	183	302	43.1	138	4	119	84	38	69	624	89.1		
Opponents.....		7	1423		142-371	.383	54-165	.327	101-143	.706	71	166	237	33.9	132	-	71	138	30	39	439	62.7		

TEAM STATISTICS

	AU	OPP
SCORING	624	439
Points per game	89.1	62.7
Scoring margin	+26.4	-
FIELD GOALS-ATT	225-492	142-371
Field goal pct	.457	.383
3 POINT FG-ATT	84-226	54-165
3-point FG pct	.372	.327
3-pt FG made per game	12.0	7.7
FREE THROWS-ATT	90-137	101-143
Free throw pct	.657	.706
F-Throws made per game	12.9	14.4
REBOUNDS	302	237
Rebounds per game	43.1	33.9
Rebounding margin	+9.3	-
ASSISTS	119	71
Assists per game	17.0	10.1
TURNOVERS	84	138
Turnovers per game	12.0	19.7
Turnover margin	+7.7	-
Assist/turnover ratio	1.4	0.5
STEALS	69	39
Steals per game	9.9	5.6
BLOCKS	38	30
Blocks per game	5.4	4.3
ATTENDANCE	30996	7200
Home games-Avg/Game	4-7749	0-0
Neutral site-Avg/Game	-	3-2400

Date	Opponent		Score	Att.
11/06/18	SOUTH ALABAMA	w	101-58	7754
11/09/18	WASHINGTON	w	88-66	9121
11/14/18	MISSISSIPPI COLLEGE	w	103-52	6959
11/19/18	vs Xavier	wot	88-79	2400
11/20/18	vs Duke	L	72-78	2400
11/21/18	vs Arizona	w	73-57	2400
11/28/18	SAINT PETER'S	w	99-49	7162

\* - Conference game

Score by Periods	1st	2nd	OT	Totals
Auburn	293	320	11	624
Opponents	206	231	2	439